



Toowoomba QLD Professional

Race 6: SEDL AGENCIES BENCHMARK 70 Handicap - 1100m

28 March 2024 - 17:30



Track Rating: Soft 7, Weather: Fine, Rail Position: True

Section		Overall	1000m	800m	600m	400m	200m	Last 600m					
Field Times		1:07.76 (0:07.85)	0:59.91 (0:11.25)	0:48.66 (0:11.79)	0:36.87 (0:12.02)	0:24.85 (0:12.51)	0:12.34 (0:12.34)	0:36.87					
Rank	TAB Horse/Jockey	Barrier	Top Speed [km/h]	Fastest Section								Margin	Distance Travelled [m]
1	9 SPILL THE TEARS Taylor Marshall	9	65.3 1000m	0:08.04 Overall	1:07.76 [1] (0:08.04)	0:59.72 [3] (0:11.37)	0:48.35 [4] (0:11.80)	0:36.55 [4] (0:12.10)	0:24.45 [4] (0:12.11)	0:12.34 [1] (0:12.34)	1:07.76	0:36.55	
2	5 INCOMPARABLE Jake Molloy	5	66.3 1000m	0:08.60 Overall	1:08.26 [2] (0:08.60)	0:59.66 [7] (0:11.18)	0:48.48 [7] (0:11.65)	0:36.83 [6] (0:11.96)	0:24.87 [6] (0:12.42)	0:12.45 [6] (0:12.45)	2.8L	0:36.83	-3
3	3 FUN SPONGE Noel Callow	3	65.6 1000m	0:08.14 Overall	1:08.38 [3] (0:08.14)	1:00.24 [4] (0:11.24)	0:49.00 [3] (0:11.68)	0:37.32 [3] (0:12.13)	0:25.19 [3] (0:12.38)	0:12.81 [3] (0:12.81)	3.3L	0:37.32	+1
4	4 OVERSEAS Sean Cormack	4	65.1 1000m	0:08.41 Overall	1:08.43 [4] (0:08.41)	1:00.02 [6] (0:11.35)	0:48.67 [6] (0:11.78)	0:36.89 [7] (0:12.20)	0:24.69 [7] (0:12.27)	0:12.42 [7] (0:12.42)	3.5L	0:36.89	-4
5	13 GYPSY POWER Alisha Donald	13	65.4 1000m	0:07.88 Overall	1:08.53 [5] (0:07.88)	1:00.65 [2] (0:11.22)	0:49.43 [1] (0:11.89)	0:37.54 [2] (0:11.92)	0:25.62 [1] (0:12.55)	0:13.07 [2] (0:13.07)	4L	0:37.54	-1
6	10 VONZITHER Damien Thornton	10	65.7 1000m	0:08.26 Overall	1:08.63 [6] (0:08.26)	1:00.37 [5] (0:11.29)	0:49.08 [5] (0:11.68)	0:37.40 [5] (0:12.09)	0:25.31 [5] (0:12.48)	0:12.83 [5] (0:12.83)	4.5L	0:37.40	-3
7	6 SINGLE DIZIRE Emily Lang	6	65.8 1000m	0:07.85 Overall	1:09.71 [7] (0:07.85)	1:01.86 [1] (0:11.33)	0:50.53 [2] (0:11.71)	0:38.82 [1] (0:12.12)	0:26.70 [2] (0:12.72)	0:13.98 [4] (0:13.98)	10.8L	0:38.82	-5

Scratched: Spooky Spirit (#7), London Point (#12), Global Citizen (#1), Panuara Boy (#8), Shajaea (#11), Too Hard To Refuse (#2)

[] Ranking at each section and finish
 -:-:- No data available at this section
 NA No data available

SCN Saddle cloth number
 DNF Did not finish
 DNT Did not track



Horse/Jockey Name	Spill The Tears
Final Rank	1
Fastest Section Time (Section)	0:08.04 (Overall)
Top Speed [km/h] (Section)	65.3 (1000m)
Race State	Finished



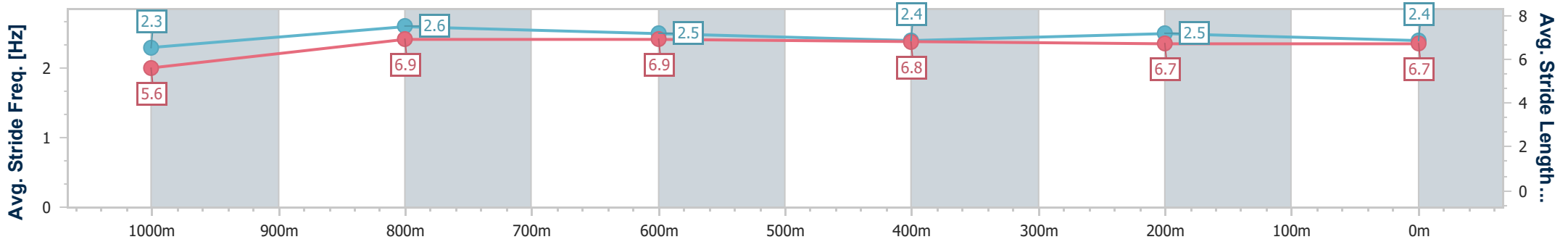
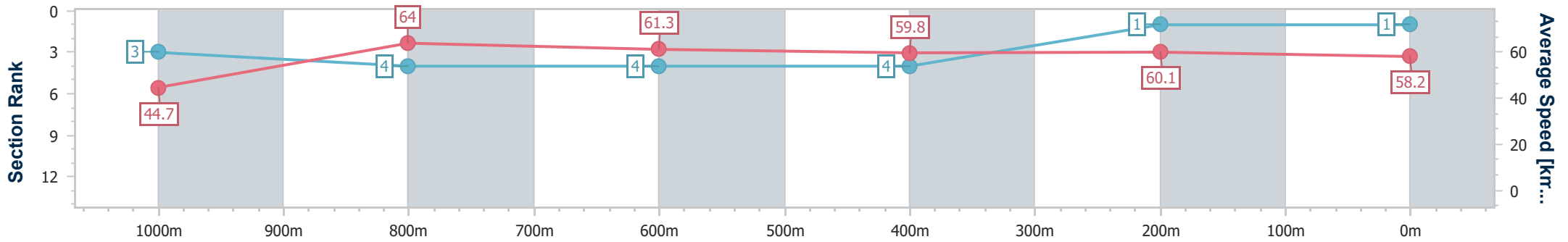
Toowoomba QLD Professional
Race 6: SEDL AGENCIES BENCHMARK 70 Handicap - 1100m



28 March 2024 - 17:30

Track Rating: Soft 7, Weather: Fine, Rail Position: True

Section	Overall	1000m	800m	600m	400m	200m
Section Times	1:07.76 [1] (0:08.04)	0:59.72 [3] (0:11.37)	0:48.35 [4] (0:11.80)	0:36.55 [4] (0:12.10)	0:24.45 [4] (0:12.11)	0:12.34 [1] (0:12.34)
Average Speed [km/h]	44.7	64.0	61.3	59.8	60.1	58.2
Top Speed [km/h]	63.0	65.3	62.0	61.7	62.0	59.6
Avg. Dist. to Rail [m]	5.1	2.5	1.4	0.9	3.7	5.2
Avg. Stride Freq. [Hz]	2.3	2.6	2.5	2.4	2.5	2.4
Avg. Stride Length [m]	5.6	6.9	6.9	6.8	6.7	6.7



- [] Ranking at each section and finish
- .-.- No data available at this section
- NA No data available



Horse/Jockey Name	Incomparable
Final Rank	2
Fastest Section Time (Section)	0:08.60 (Overall)
Top Speed [km/h] (Section)	66.3 (1000m)
Race State	Finished



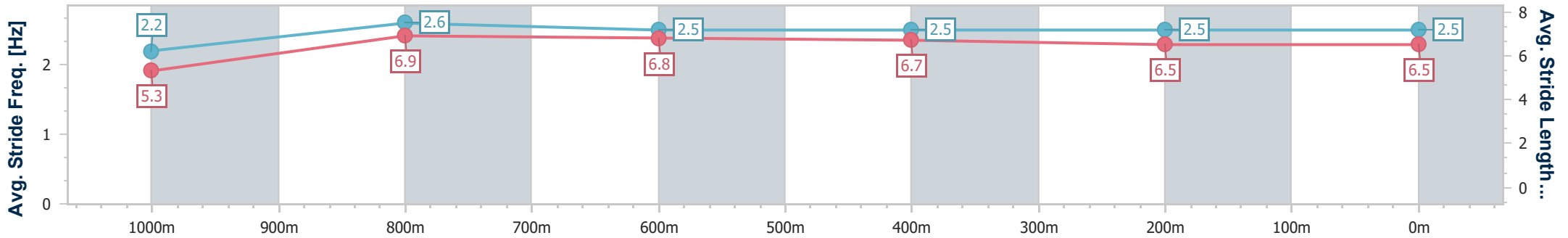
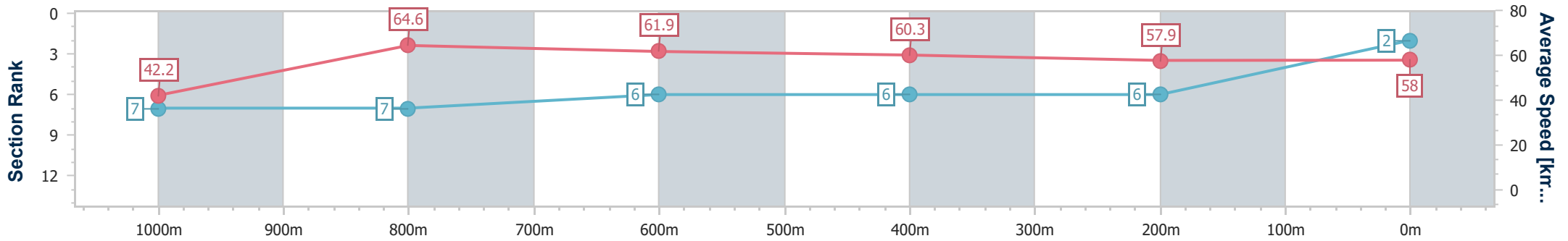
Toowoomba QLD Professional
Race 6: SEDL AGENCIES BENCHMARK 70 Handicap - 1100m



28 March 2024 - 17:30

Track Rating: Soft 7, Weather: Fine, Rail Position: True

Section	Overall	1000m	800m	600m	400m	200m
Section Times	1:08.26 [2] (0:08.60)	0:59.66 [7] (0:11.18)	0:48.48 [7] (0:11.65)	0:36.83 [6] (0:11.96)	0:24.87 [6] (0:12.42)	0:12.45 [6] (0:12.45)
Average Speed [km/h]	42.2	64.6	61.9	60.3	57.9	58.0
Top Speed [km/h]	62.7	66.3	64.9	62.5	59.5	58.4
Avg. Dist. to Rail [m]	5.4	2.6	0.7	0.5	0.8	4.6
Avg. Stride Freq. [Hz]	2.2	2.6	2.5	2.5	2.5	2.5
Avg. Stride Length [m]	5.3	6.9	6.8	6.7	6.5	6.5



- [] Ranking at each section and finish
- .-.- No data available at this section
- NA No data available



Horse/Jockey Name	Fun Sponge
Final Rank	3
Fastest Section Time (Section)	0:08.14 (Overall)
Top Speed [km/h] (Section)	65.6 (1000m)
Race State	Finished



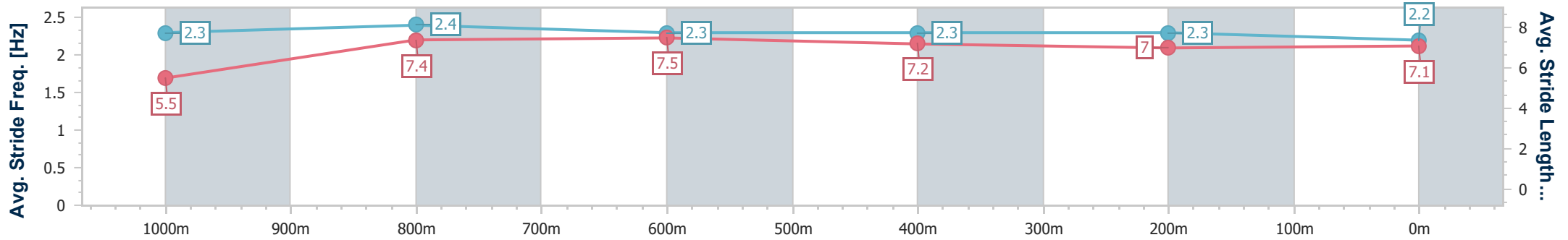
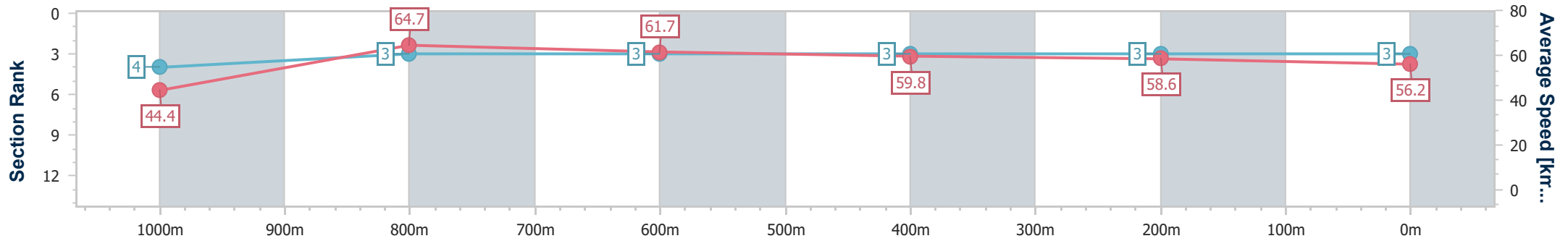
Toowoomba QLD Professional
Race 6: SEDL AGENCIES BENCHMARK 70 Handicap - 1100m



28 March 2024 - 17:30

Track Rating: Soft 7, Weather: Fine, Rail Position: True

Section	Overall	1000m	800m	600m	400m	200m
Section Times	1:08.38 [3] (0:08.14)	1:00.24 [4] (0:11.24)	0:49.00 [3] (0:11.68)	0:37.32 [3] (0:12.13)	0:25.19 [3] (0:12.38)	0:12.81 [3] (0:12.81)
Average Speed [km/h]	44.4	64.7	61.7	59.8	58.6	56.2
Top Speed [km/h]	63.7	65.6	63.0	61.9	61.4	57.5
Avg. Dist. to Rail [m]	5.6	3.4	1.6	1.2	2.0	5.2
Avg. Stride Freq. [Hz]	2.3	2.4	2.3	2.3	2.3	2.2
Avg. Stride Length [m]	5.5	7.4	7.5	7.2	7.0	7.1



- [] Ranking at each section and finish
- .-.- No data available at this section
- NA No data available



Horse/Jockey Name	Overseas
Final Rank	4
Fastest Section Time (Section)	0:08.41 (Overall)
Top Speed [km/h] (Section)	65.1 (1000m)
Race State	Finished



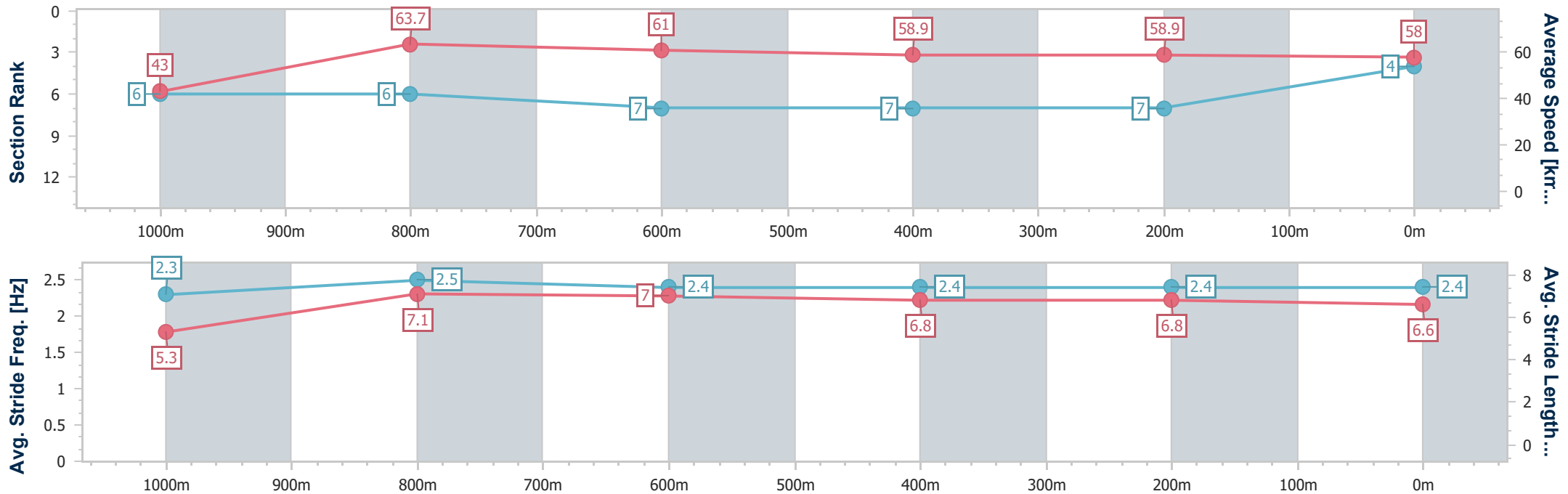
Toowoomba QLD Professional
Race 6: SEDL AGENCIES BENCHMARK 70 Handicap - 1100m



28 March 2024 - 17:30

Track Rating: Soft 7, Weather: Fine, Rail Position: True

Section	Overall	1000m	800m	600m	400m	200m
Section Times	1:08.43 [4] (0:08.41)	1:00.02 [6] (0:11.35)	0:48.67 [6] (0:11.78)	0:36.89 [7] (0:12.20)	0:24.69 [7] (0:12.27)	0:12.42 [7]
Average Speed [km/h]	43.0	63.7	61.0	58.9	58.9	58.0
Top Speed [km/h]	60.3	65.1	63.0	60.3	61.1	58.9
Avg. Dist. to Rail [m]	3.0	2.0	0.3	0.6	1.8	7.9
Avg. Stride Freq. [Hz]	2.3	2.5	2.4	2.4	2.4	2.4
Avg. Stride Length [m]	5.3	7.1	7.0	6.8	6.8	6.6



- [] Ranking at each section and finish
- .-.- No data available at this section
- NA No data available



Horse/Jockey Name	Gypsy Power
Final Rank	5
Fastest Section Time (Section)	0:07.88 (Overall)
Top Speed [km/h] (Section)	65.4 (1000m)
Race State	Finished



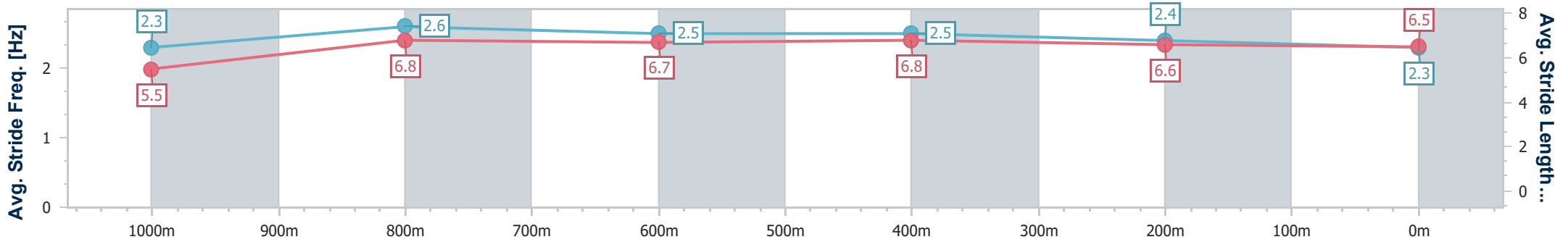
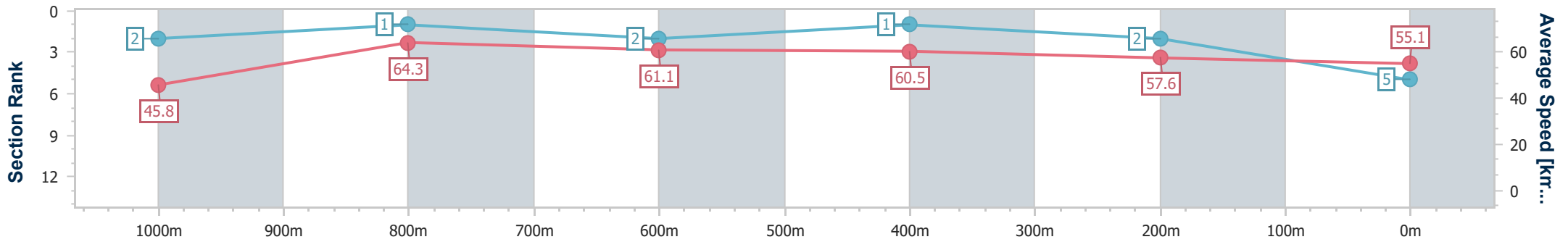
Toowoomba QLD Professional
Race 6: SEDL AGENCIES BENCHMARK 70 Handicap - 1100m



28 March 2024 - 17:30

Track Rating: Soft 7, Weather: Fine, Rail Position: True

Section	Overall	1000m	800m	600m	400m	200m
Section Times	1:08.53 [5] (0:07.88)	1:00.65 [2] (0:11.22)	0:49.43 [1] (0:11.89)	0:37.54 [2] (0:11.92)	0:25.62 [1] (0:12.55)	0:13.07 [2]
Average Speed [km/h]	45.8	64.3	61.1	60.5	57.6	55.1
Top Speed [km/h]	63.1	65.4	62.7	62.3	58.8	56.7
Avg. Dist. to Rail [m]	2.9	1.4	2.1	0.6	1.1	2.7
Avg. Stride Freq. [Hz]	2.3	2.6	2.5	2.5	2.4	2.3
Avg. Stride Length [m]	5.5	6.8	6.7	6.8	6.6	6.5



- [] Ranking at each section and finish
- .-.- No data available at this section
- NA No data available



Horse/Jockey Name	Vonzither
Final Rank	6
Fastest Section Time (Section)	0:08.26 (Overall)
Top Speed [km/h] (Section)	65.7 (1000m)
Race State	Finished



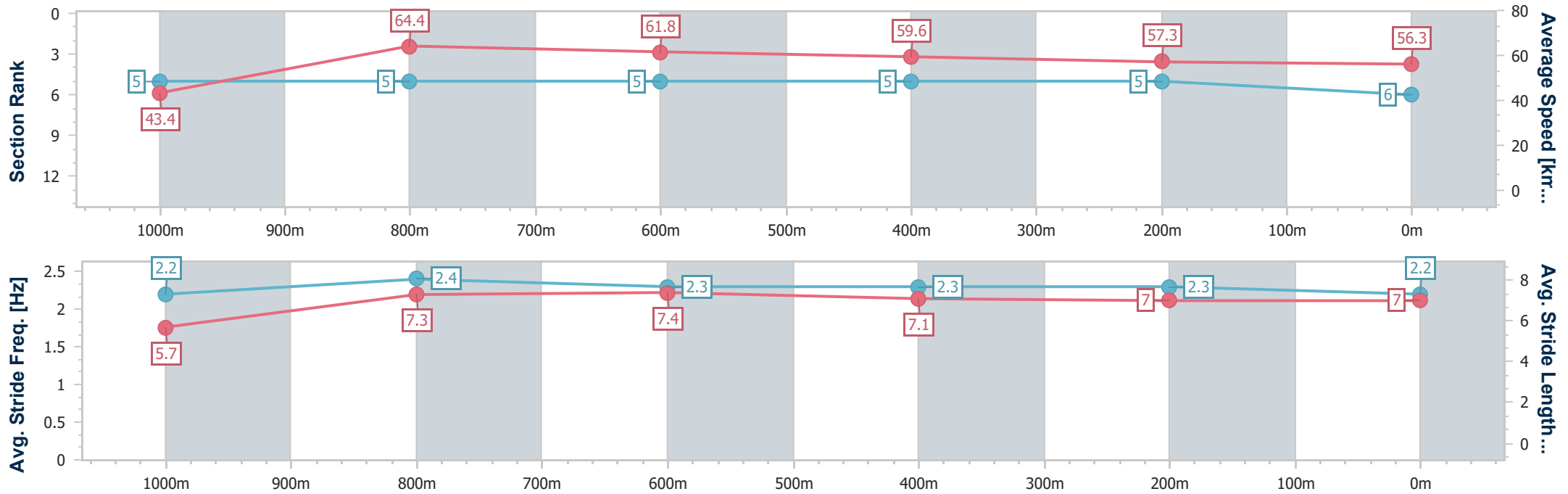
Toowoomba QLD Professional
Race 6: SEDL AGENCIES BENCHMARK 70 Handicap - 1100m



28 March 2024 - 17:30

Track Rating: Soft 7, Weather: Fine, Rail Position: True

Section	Overall	1000m	800m	600m	400m	200m
Section Times	1:08.63 [6] (0:08.26)	1:00.37 [5] (0:11.29)	0:49.08 [5] (0:11.68)	0:37.40 [5] (0:12.09)	0:25.31 [5] (0:12.48)	0:12.83 [5] (0:12.83)
Average Speed [km/h]	43.4	64.4	61.8	59.6	57.3	56.3
Top Speed [km/h]	61.0	65.7	64.4	61.5	59.4	56.5
Avg. Dist. to Rail [m]	8.6	2.8	1.5	0.7	1.0	1.1
Avg. Stride Freq. [Hz]	2.2	2.4	2.3	2.3	2.3	2.2
Avg. Stride Length [m]	5.7	7.3	7.4	7.1	7.0	7.0



- [] Ranking at each section and finish
- .-.- No data available at this section
- NA No data available



Horse/Jockey Name	Single Dizire
Final Rank	7
Fastest Section Time (Section)	0:07.85 (Overall)
Top Speed [km/h] (Section)	65.8 (1000m)
Race State	Finished



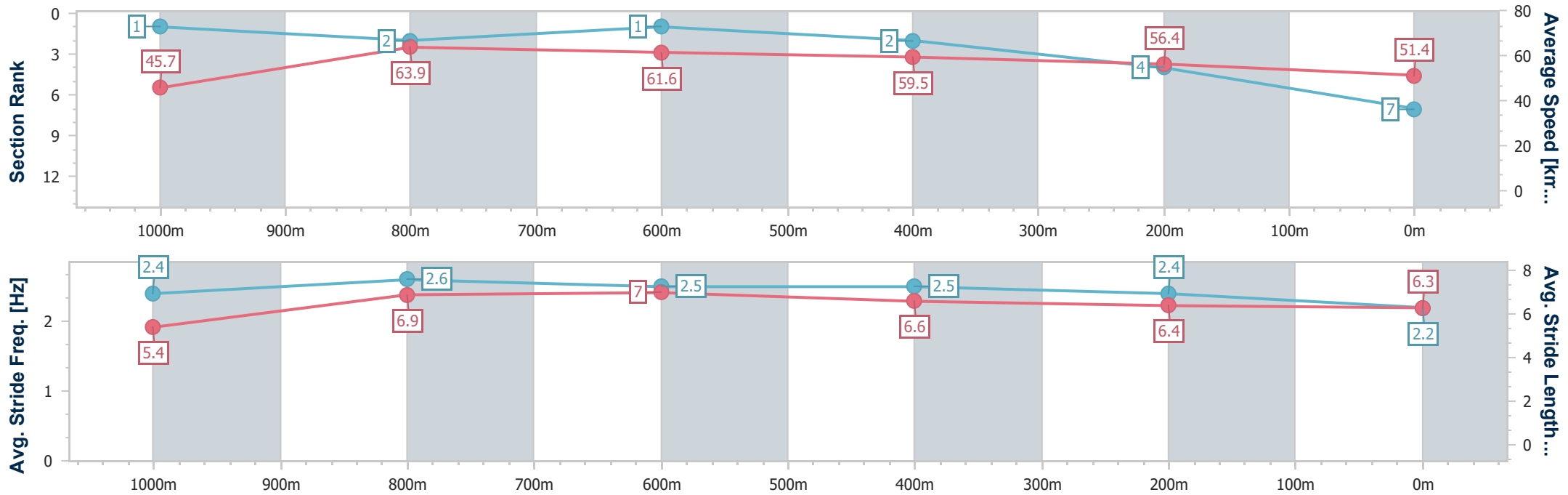
Toowoomba QLD Professional
Race 6: SEDL AGENCIES BENCHMARK 70 Handicap - 1100m



28 March 2024 - 17:30

Track Rating: Soft 7, Weather: Fine, Rail Position: True

Section	Overall	1000m	800m	600m	400m	200m
Section Times	1:09.71 [7] (0:07.85)	1:01.86 [1] (0:11.33)	0:50.53 [2] (0:11.71)	0:38.82 [1] (0:12.12)	0:26.70 [2] (0:12.72)	0:13.98 [4] (0:13.98)
Average Speed [km/h]	45.7	63.9	61.6	59.5	56.4	51.4
Top Speed [km/h]	64.2	65.8	62.5	61.1	58.4	54.8
Avg. Dist. to Rail [m]	7.8	2.7	0.6	0.5	0.6	1.2
Avg. Stride Freq. [Hz]	2.4	2.6	2.5	2.5	2.4	2.2
Avg. Stride Length [m]	5.4	6.9	7.0	6.6	6.4	6.3



- [] Ranking at each section and finish
- .-.- No data available at this section
- NA No data available