



Toowoomba QLD Professional
Race 5: HIGHFIELDS BUILDER QTIS Three-Year-Old Maiden Plate - 1200m
28 March 2024 - 17:00



Track Rating: Soft 7, Weather: Fine, Rail Position: True

Section		Overall	1000m	800m	600m	400m	200m	Last 600m					
Field Times		1:15.20 (0:13.40)	1:01.80 (0:11.39)	0:50.41 (0:12.71)	0:37.70 (0:12.98)	0:24.72 (0:12.26)	0:12.46 (0:12.46)	0:37.70					
Rank	TAB Horse/Jockey	Barrier	Top Speed [km/h]	Fastest Section	Margin								Distance Travelled [m]
1	3 NOMIKAI Robbie Dolan	3	67.6	0:11.40	1:15.20 [1] (0:13.61)	1:01.59 [5] (0:11.40)	0:50.19 [3] (0:12.70)	0:37.49 [3] (0:12.81)	0:24.68 [2] (0:12.22)	0:12.46 [1] (0:12.46)	1:15.20	0:37.49	
2	15 SHOUTS ALL DAY Madeleine Wishart	15	64.8	0:11.43	1:15.46 [2] (0:14.10)	1:01.36 [10] (0:11.43)	0:49.93 [7] (0:12.31)	0:37.62 [5] (0:12.80)	0:24.82 [4] (0:12.26)	0:12.56 [2] (0:12.56)	1.5L	0:37.62	-1
3	18 TIPPED OFF Cejay Graham	18	65.1	0:11.68	1:15.53 [3] (0:13.82)	1:01.71 [6] (0:11.68)	0:50.03 [6] (0:12.65)	0:37.38 [8] (0:12.81)	0:24.57 [8] (0:12.51)	0:12.06 [7] (0:12.06)	1.8L	0:37.38	-13
4	16 SHE'S GOT LYRICS Angela Jones	16	65.0	0:11.68	1:15.59 [4] (0:14.02)	1:01.57 [9] (0:11.68)	0:49.89 [9] (0:12.63)	0:37.26 [9] (0:12.87)	0:24.39 [9] (0:12.31)	0:12.08 [8] (0:12.08)	2.1L	0:37.26	-2
5	12 SKIEDA Melea Castle	12	66.6	0:11.68	1:15.92 [5] (0:13.60)	1:02.32 [4] (0:11.68)	0:50.64 [5] (0:12.70)	0:37.94 [7] (0:12.96)	0:24.98 [7] (0:12.59)	0:12.39 [9] (0:12.39)	3.9L	0:37.94	-5
6	6 VITTHAL Nozi Tomizawa	6	68.1	0:11.39	1:15.95 [6] (0:13.40)	1:02.55 [1] (0:11.39)	0:51.16 [1] (0:12.71)	0:38.45 [1] (0:12.98)	0:25.47 [1] (0:12.49)	0:12.98 [3] (0:12.98)	4.1L	0:38.45	-6
7	17 ALMOST EVEN Les Tilley	17	67.2	0:11.57	1:15.98 [7] (0:13.43)	1:02.55 [2] (0:11.57)	0:50.98 [2] (0:12.67)	0:38.31 [2] (0:12.96)	0:25.35 [3] (0:12.49)	0:12.86 [4] (0:12.86)	4.3L	0:38.31	-3
8	8 DOONA Jason Taylor	8	65.0	0:11.69	1:16.00 [8] (0:13.85)	1:02.15 [7] (0:11.69)	0:50.46 [8] (0:12.39)	0:38.07 [6] (0:12.99)	0:25.08 [6] (0:12.41)	0:12.67 [5] (0:12.67)	4.4L	0:38.07	-1
9	13 SOMBOR SHUFFLE Olivia Kendal	13	63.8	0:11.84	1:16.12 [9] (0:13.95)	1:02.17 [8] (0:11.84)	0:50.33 [10] (0:12.72)	0:37.61 [10] (0:12.71)	0:24.90 [10] (0:12.55)	0:12.35 [10] (0:12.35)	4.9L	0:37.61	-11
10	1 JACKS AND SODA Alisha Donald	1	66.1	0:11.58	1:16.85 [10] (0:13.49)	1:03.36 [3] (0:11.58)	0:51.78 [4] (0:12.68)	0:39.10 [4] (0:13.03)	0:26.07 [5] (0:12.67)	0:13.40 [6] (0:13.40)	9.2L	0:39.10	-8

Scratched: Boom In The Dark (#20), Yippee Bean (#7), Home Creek (#9), Nic's Dream (#11), Hairy Bean (#21), Kobe Ascot (#2), Kelly's Landing (#10), Electric Arrow (#19), Worldy Spirit (#14), Jamaican Mecra



Horse/Jockey Name	Nomikai
Final Rank	1
Fastest Section Time (Section)	0:11.40 (1000m)
Top Speed [km/h] (Section)	67.6 (1000m)
Race State	Finished



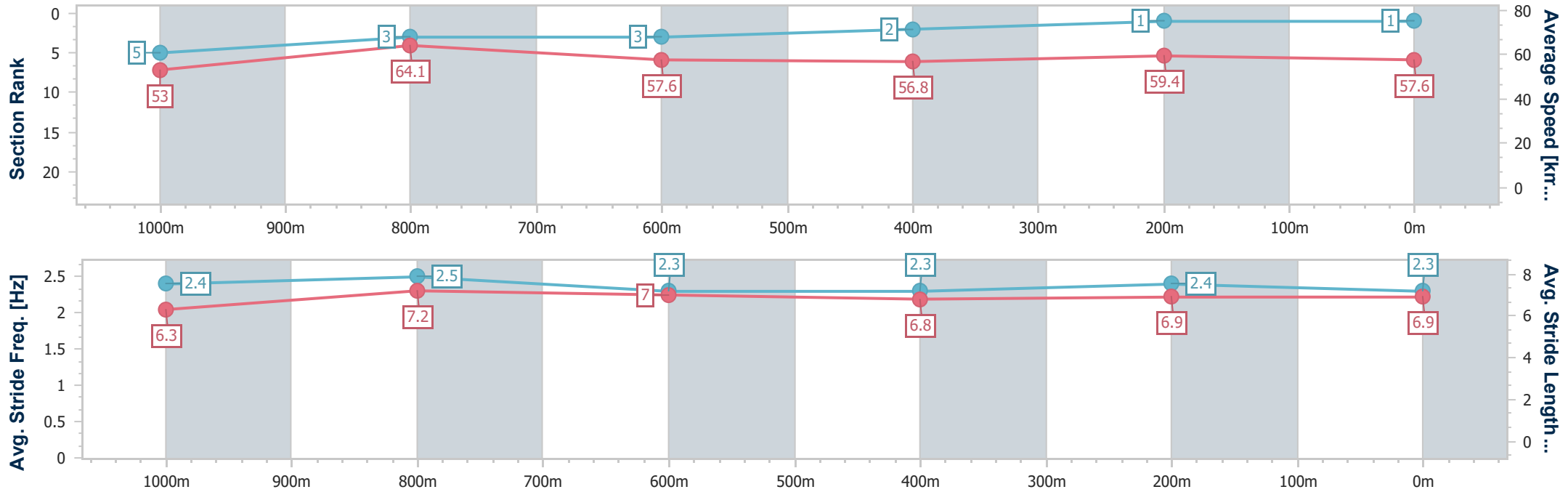
Toowoomba QLD Professional
 Race 5: HIGHFIELDS BUILDER QTIS Three-Year-Old Maiden
 Plate - 1200m



28 March 2024 - 17:00

Track Rating: Soft 7, Weather: Fine, Rail Position: True

Section	Overall	1000m	800m	600m	400m	200m
Section Times	1:15.20 [1] (0:13.61)	1:01.59 [5] (0:11.40)	0:50.19 [3] (0:12.70)	0:37.49 [3] (0:12.81)	0:24.68 [2] (0:12.22)	0:12.46 [1] (0:12.46)
Average Speed [km/h]	53.0	64.1	57.6	56.8	59.4	57.6
Top Speed [km/h]	67.0	67.6	60.4	58.1	61.2	58.6
Avg. Dist. to Rail [m]	10.1	4.4	4.1	2.5	2.1	2.4
Avg. Stride Freq. [Hz]	2.4	2.5	2.3	2.3	2.4	2.3
Avg. Stride Length [m]	6.3	7.2	7.0	6.8	6.9	6.9



- [] Ranking at each section and finish
- .-.- No data available at this section
- NA No data available



Horse/Jockey Name	Shouts All Day
Final Rank	2
Fastest Section Time (Section)	0:11.43 (1000m)
Top Speed [km/h] (Section)	64.8 (1000m)
Race State	Finished



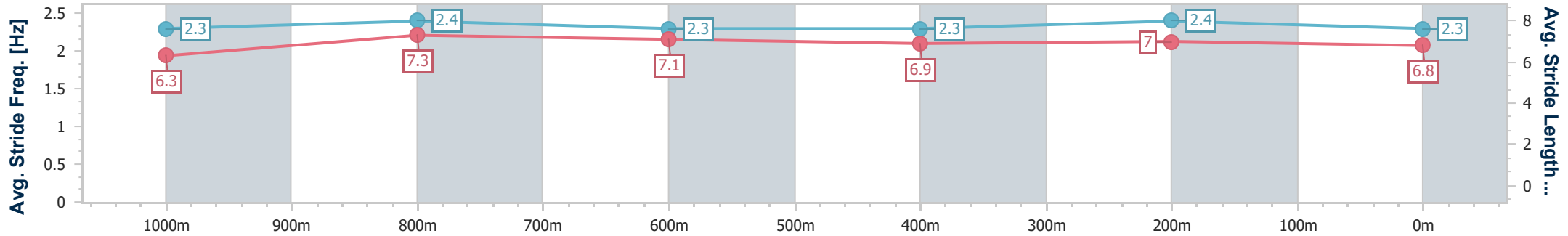
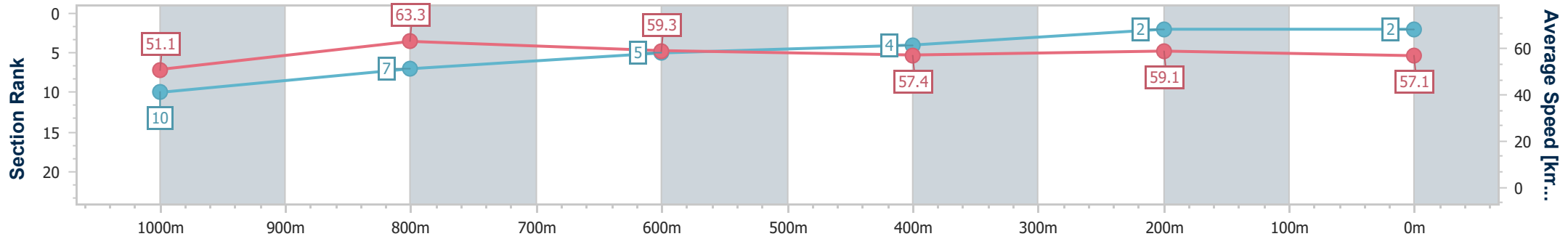
Toowoomba QLD Professional
 Race 5: HIGHFIELDS BUILDER QTIS Three-Year-Old Maiden
 Plate - 1200m



28 March 2024 - 17:00

Track Rating: Soft 7, Weather: Fine, Rail Position: True

Section	Overall	1000m	800m	600m	400m	200m
Section Times	1:15.46 [2] (0:14.10)	1:01.36 [10] (0:11.43)	0:49.93 [7] (0:12.31)	0:37.62 [5] (0:12.80)	0:24.82 [4] (0:12.26)	0:12.56 [2] (0:12.56)
Average Speed [km/h]	51.1	63.3	59.3	57.4	59.1	57.1
Top Speed [km/h]	64.2	64.8	61.8	59.7	59.8	58.7
Avg. Dist. to Rail [m]	3.8	1.9	4.0	3.7	2.2	1.9
Avg. Stride Freq. [Hz]	2.3	2.4	2.3	2.3	2.4	2.3
Avg. Stride Length [m]	6.3	7.3	7.1	6.9	7.0	6.8



- [] Ranking at each section and finish
- .-.- No data available at this section
- NA No data available



Horse/Jockey Name	Tipped Off
Final Rank	3
Fastest Section Time (Section)	0:11.68 (1000m)
Top Speed [km/h] (Section)	65.1 (Overall)
Race State	Finished



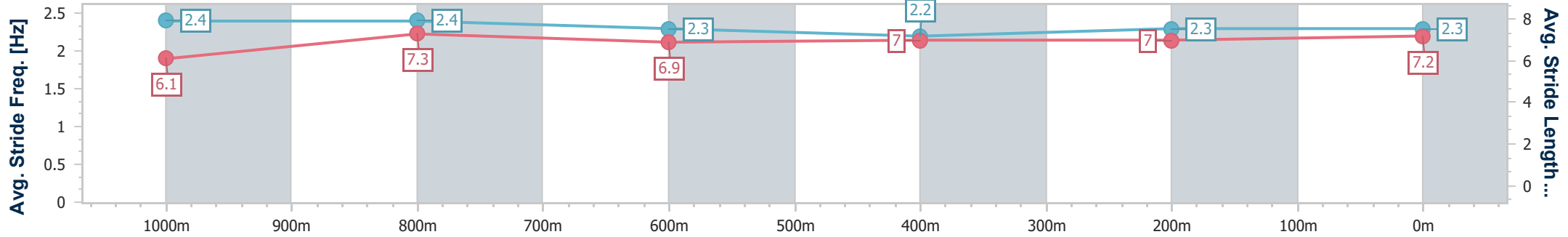
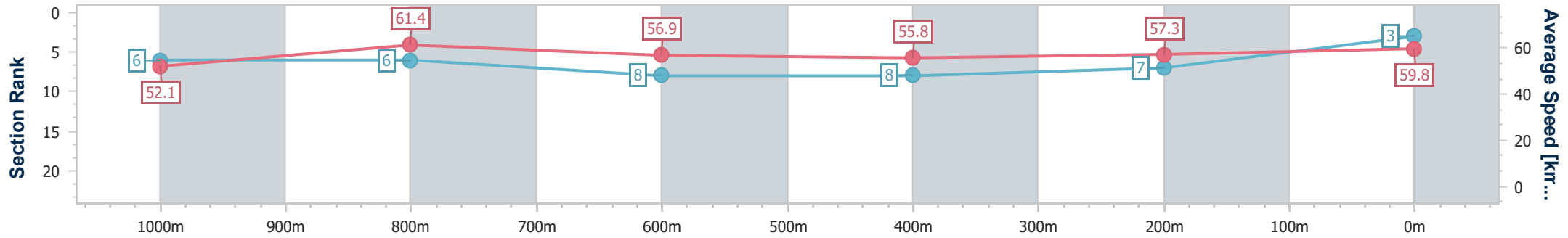
Toowoomba QLD Professional
 Race 5: HIGHFIELDS BUILDER QTIS Three-Year-Old Maiden
 Plate - 1200m



28 March 2024 - 17:00

Track Rating: Soft 7, Weather: Fine, Rail Position: True

Section	Overall	1000m	800m	600m	400m	200m
Section Times	1:15.53 [3] (0:13.82)	1:01.71 [6] (0:11.68)	0:50.03 [6] (0:12.65)	0:37.38 [8] (0:12.81)	0:24.57 [8] (0:12.51)	0:12.06 [7] (0:12.06)
Average Speed [km/h]	52.1	61.4	56.9	55.8	57.3	59.8
Top Speed [km/h]	65.1	64.4	59.5	57.9	58.8	60.4
Avg. Dist. to Rail [m]	1.6	0.5	0.8	1.5	0.9	1.8
Avg. Stride Freq. [Hz]	2.4	2.4	2.3	2.2	2.3	2.3
Avg. Stride Length [m]	6.1	7.3	6.9	7.0	7.0	7.2



- [] Ranking at each section and finish
- .-.- No data available at this section
- NA No data available



Horse/Jockey Name	She's Got Lyrics
Final Rank	4
Fastest Section Time (Section)	0:11.68 (1000m)
Top Speed [km/h] (Section)	65.0 (Overall)
Race State	Finished



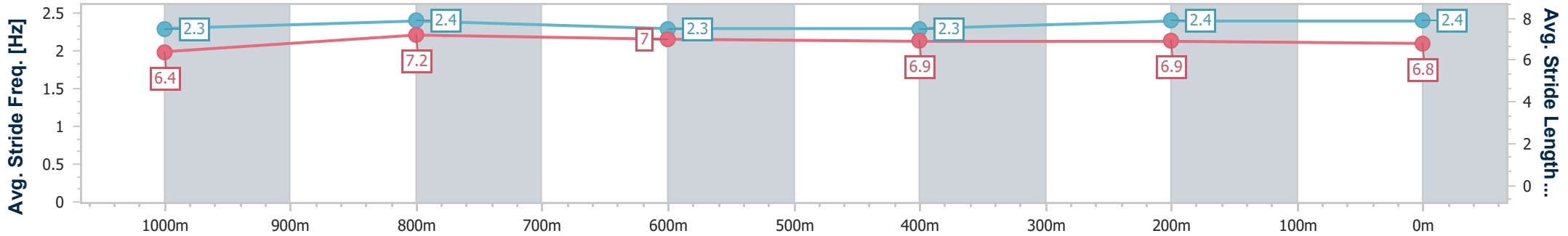
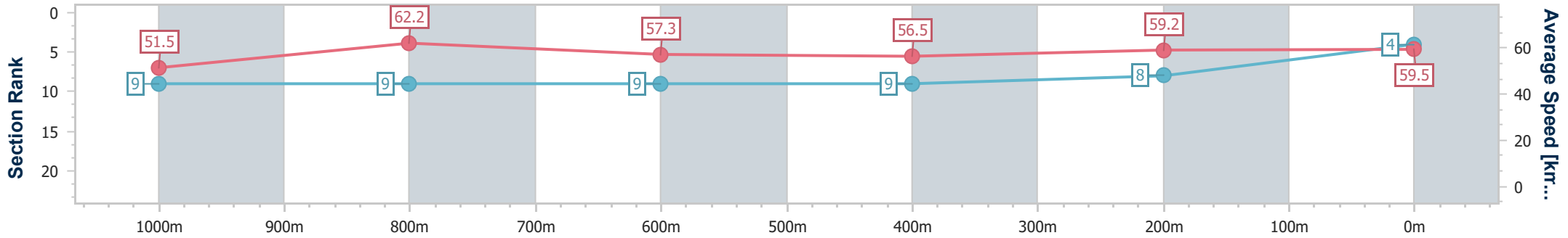
Toowoomba QLD Professional
 Race 5: HIGHFIELDS BUILDER QTIS Three-Year-Old Maiden
 Plate - 1200m



28 March 2024 - 17:00

Track Rating: Soft 7, Weather: Fine, Rail Position: True

Section	Overall	1000m	800m	600m	400m	200m
Section Times	1:15.59 [4] (0:14.02)	1:01.57 [9] (0:11.68)	0:49.89 [9] (0:12.63)	0:37.26 [9] (0:12.87)	0:24.39 [9] (0:12.31)	0:12.08 [8] (0:12.08)
Average Speed [km/h]	51.5	62.2	57.3	56.5	59.2	59.5
Top Speed [km/h]	65.0	63.7	61.0	58.0	61.4	61.9
Avg. Dist. to Rail [m]	2.6	2.3	2.1	1.5	3.6	4.3
Avg. Stride Freq. [Hz]	2.3	2.4	2.3	2.3	2.4	2.4
Avg. Stride Length [m]	6.4	7.2	7.0	6.9	6.9	6.8



- [] Ranking at each section and finish
- .-.- No data available at this section
- NA No data available



Horse/Jockey Name	Skieda
Final Rank	5
Fastest Section Time (Section)	0:11.68 (1000m)
Top Speed [km/h] (Section)	66.6 (Overall)
Race State	Finished



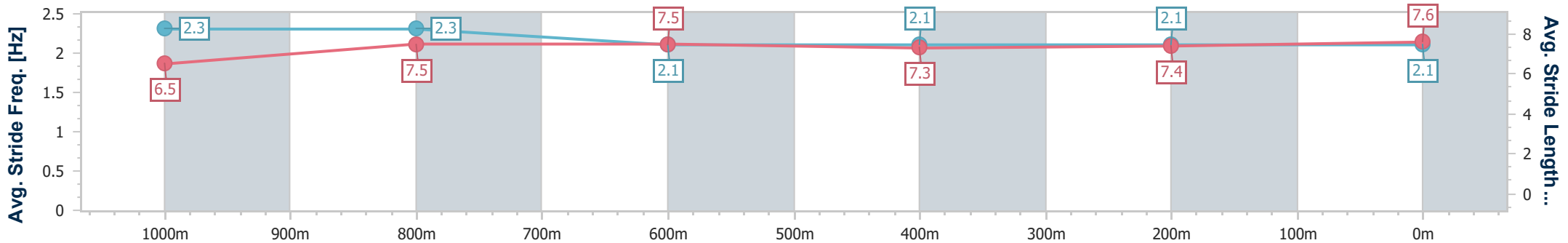
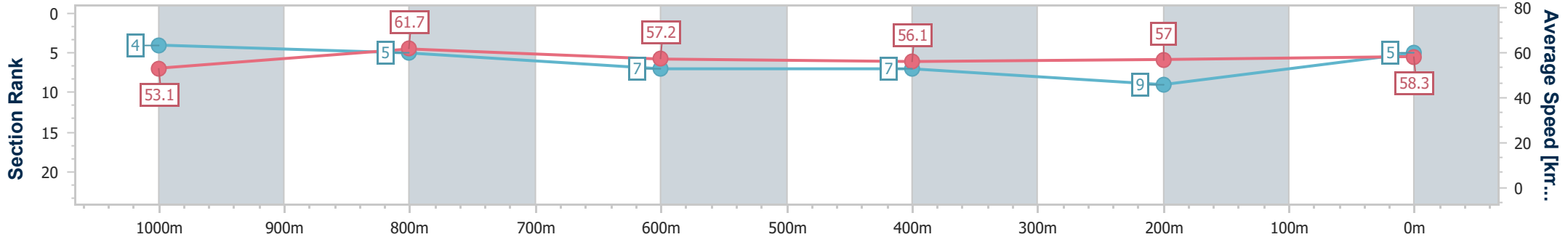
Toowoomba QLD Professional
 Race 5: HIGHFIELDS BUILDER QTIS Three-Year-Old Maiden
 Plate - 1200m



28 March 2024 - 17:00

Track Rating: Soft 7, Weather: Fine, Rail Position: True

Section	Overall	1000m	800m	600m	400m	200m
Section Times	1:15.92 [5] (0:13.60)	1:02.32 [4] (0:11.68)	0:50.64 [5] (0:12.70)	0:37.94 [7] (0:12.96)	0:24.98 [7] (0:12.59)	0:12.39 [9] (0:12.39)
Average Speed [km/h]	53.1	61.7	57.2	56.1	57.0	58.3
Top Speed [km/h]	66.6	65.2	59.9	56.8	57.8	58.4
Avg. Dist. to Rail [m]	3.3	1.4	2.1	1.5	0.4	1.1
Avg. Stride Freq. [Hz]	2.3	2.3	2.1	2.1	2.1	2.1
Avg. Stride Length [m]	6.5	7.5	7.5	7.3	7.4	7.6



- [] Ranking at each section and finish
- .-.- No data available at this section
- NA No data available



Horse/Jockey Name	Vitthal
Final Rank	6
Fastest Section Time (Section)	0:11.39 (1000m)
Top Speed [km/h] (Section)	68.1 (Overall)
Race State	Finished



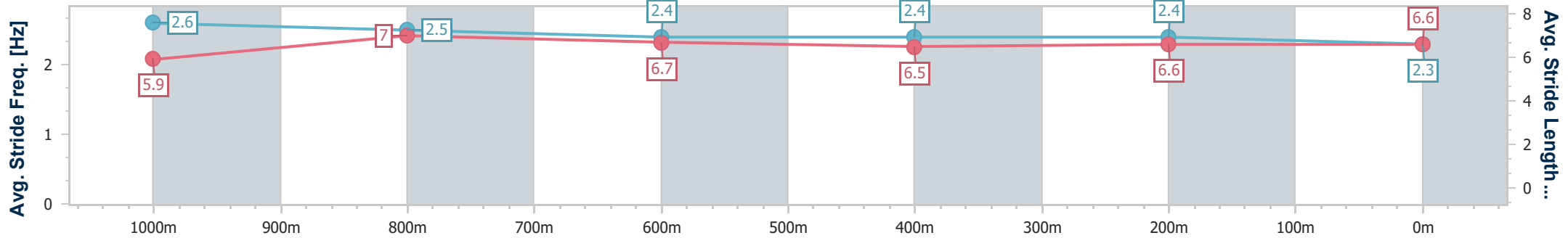
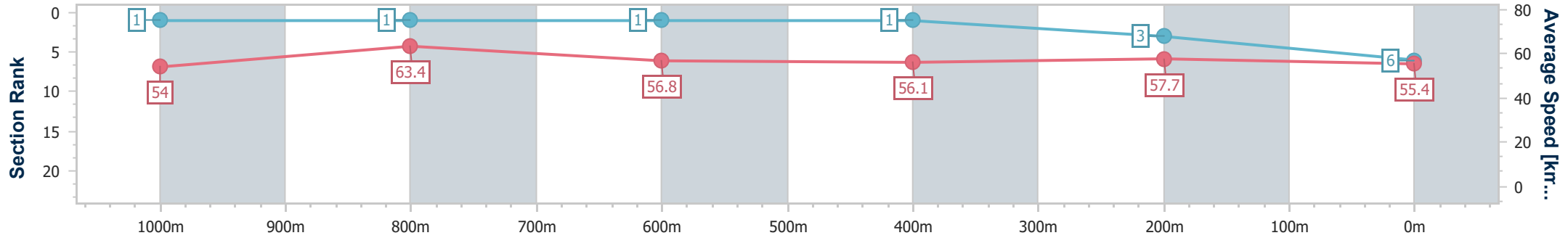
Toowoomba QLD Professional
Race 5: HIGHFIELDS BUILDER QTIS Three-Year-Old Maiden
Plate - 1200m



28 March 2024 - 17:00

Track Rating: Soft 7, Weather: Fine, Rail Position: True

Section	Overall	1000m	800m	600m	400m	200m
Section Times	1:15.95 [6] (0:13.40)	1:02.55 [1] (0:11.39)	0:51.16 [1] (0:12.71)	0:38.45 [1] (0:12.98)	0:25.47 [1] (0:12.49)	0:12.98 [3] (0:12.98)
Average Speed [km/h]	54.0	63.4	56.8	56.1	57.7	55.4
Top Speed [km/h]	68.1	67.9	59.2	57.4	59.3	57.0
Avg. Dist. to Rail [m]	11.8	2.5	1.3	1.8	0.9	2.0
Avg. Stride Freq. [Hz]	2.6	2.5	2.4	2.4	2.4	2.3
Avg. Stride Length [m]	5.9	7.0	6.7	6.5	6.6	6.6



- [] Ranking at each section and finish
- .-.- No data available at this section
- NA No data available



Horse/Jockey Name	Almost Even
Final Rank	7
Fastest Section Time (Section)	0:11.57 (1000m)
Top Speed [km/h] (Section)	67.2 (1000m)
Race State	Finished



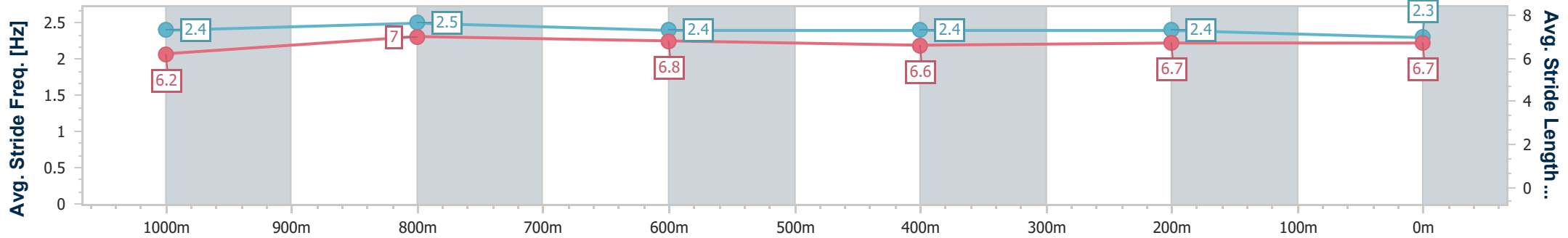
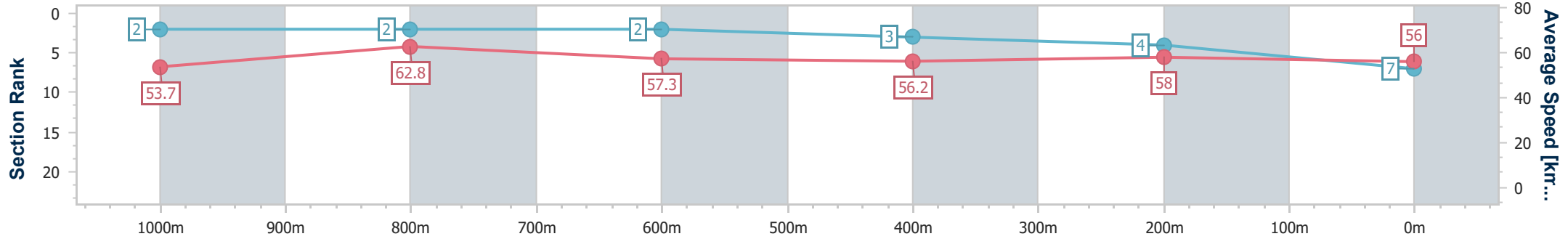
Toowoomba QLD Professional
Race 5: HIGHFIELDS BUILDER QTIS Three-Year-Old Maiden
Plate - 1200m



28 March 2024 - 17:00

Track Rating: Soft 7, Weather: Fine, Rail Position: True

Section	Overall	1000m	800m	600m	400m	200m
Section Times	1:15.98 [7] (0:13.43)	1:02.55 [2] (0:11.57)	0:50.98 [2] (0:12.67)	0:38.31 [2] (0:12.96)	0:25.35 [3] (0:12.49)	0:12.86 [4] (0:12.86)
Average Speed [km/h]	53.7	62.8	57.3	56.2	58.0	56.0
Top Speed [km/h]	66.8	67.2	59.7	56.9	58.6	57.7
Avg. Dist. to Rail [m]	8.1	2.2	2.7	2.2	1.1	1.5
Avg. Stride Freq. [Hz]	2.4	2.5	2.4	2.4	2.4	2.3
Avg. Stride Length [m]	6.2	7.0	6.8	6.6	6.7	6.7



- [] Ranking at each section and finish
- .-.- No data available at this section
- NA No data available



Horse/Jockey Name	Doona
Final Rank	8
Fastest Section Time (Section)	0:11.69 (1000m)
Top Speed [km/h] (Section)	65.0 (Overall)
Race State	Finished



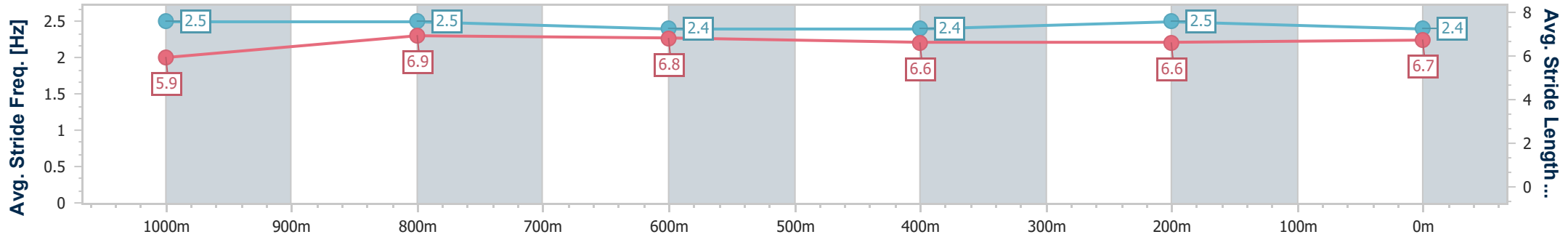
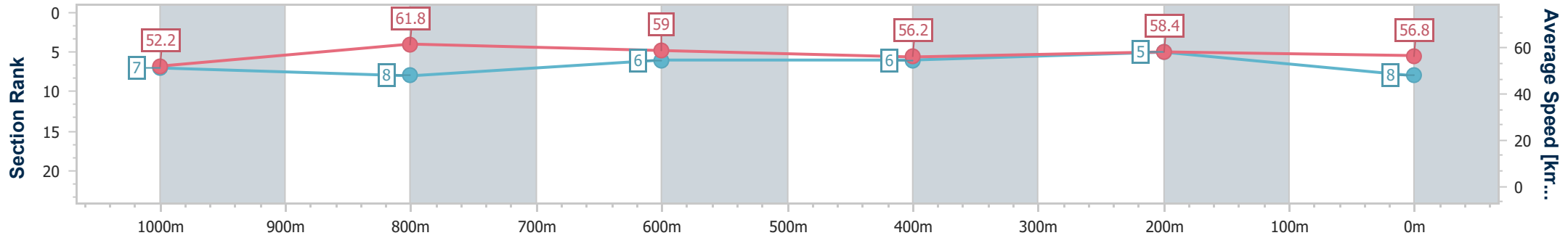
Toowoomba QLD Professional
 Race 5: HIGHFIELDS BUILDER QTIS Three-Year-Old Maiden
 Plate - 1200m



28 March 2024 - 17:00

Track Rating: Soft 7, Weather: Fine, Rail Position: True

Section	Overall	1000m	800m	600m	400m	200m
Section Times	1:16.00 [8] (0:13.85)	1:02.15 [7] (0:11.69)	0:50.46 [8] (0:12.39)	0:38.07 [6] (0:12.99)	0:25.08 [6] (0:12.41)	0:12.67 [5] (0:12.67)
Average Speed [km/h]	52.2	61.8	59.0	56.2	58.4	56.8
Top Speed [km/h]	65.0	64.9	61.9	58.6	59.5	57.5
Avg. Dist. to Rail [m]	6.8	1.7	3.7	3.4	1.1	2.5
Avg. Stride Freq. [Hz]	2.5	2.5	2.4	2.4	2.5	2.4
Avg. Stride Length [m]	5.9	6.9	6.8	6.6	6.6	6.7



- [] Ranking at each section and finish
- .-.- No data available at this section
- NA No data available



Horse/Jockey Name	Sombor Shuffle
Final Rank	9
Fastest Section Time (Section)	0:11.84 (1000m)
Top Speed [km/h] (Section)	63.8 (Overall)
Race State	Finished



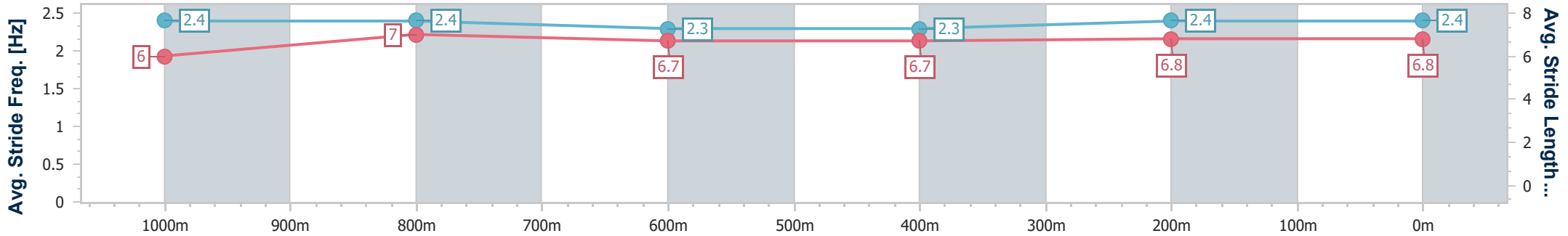
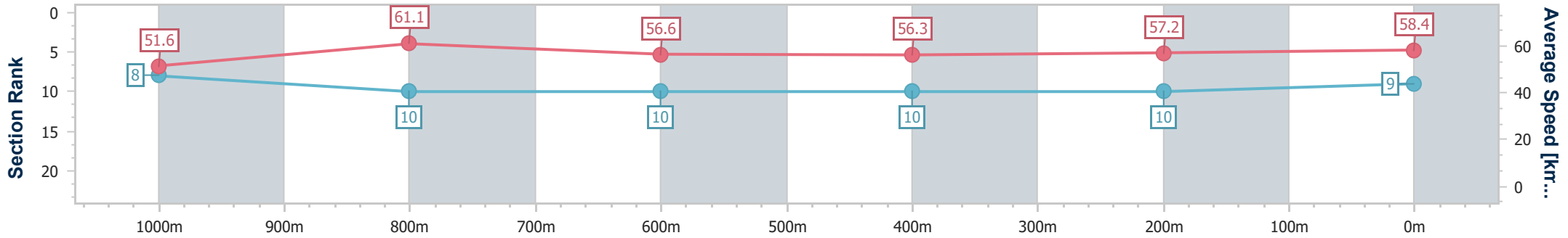
Toowoomba QLD Professional
Race 5: HIGHFIELDS BUILDER QTIS Three-Year-Old Maiden
Plate - 1200m



28 March 2024 - 17:00

Track Rating: Soft 7, Weather: Fine, Rail Position: True

Section	Overall	1000m	800m	600m	400m	200m
Section Times	1:16.12 [9] (0:13.95)	1:02.17 [8] (0:11.84)	0:50.33 [10] (0:12.72)	0:37.61 [10] (0:12.71)	0:24.90 [10] (0:12.55)	0:12.35 [10] (0:12.35)
Average Speed [km/h]	51.6	61.1	56.6	56.3	57.2	58.4
Top Speed [km/h]	63.8	62.2	60.2	58.1	58.6	59.7
Avg. Dist. to Rail [m]	1.6	0.6	0.4	1.3	1.4	5.8
Avg. Stride Freq. [Hz]	2.4	2.4	2.3	2.3	2.4	2.4
Avg. Stride Length [m]	6.0	7.0	6.7	6.7	6.8	6.8



- [] Ranking at each section and finish
- .-.- No data available at this section
- NA No data available



Horse/Jockey Name	Jacks And Soda
Final Rank	10
Fastest Section Time (Section)	0:11.58 (1000m)
Top Speed [km/h] (Section)	66.1 (Overall)
Race State	Finished



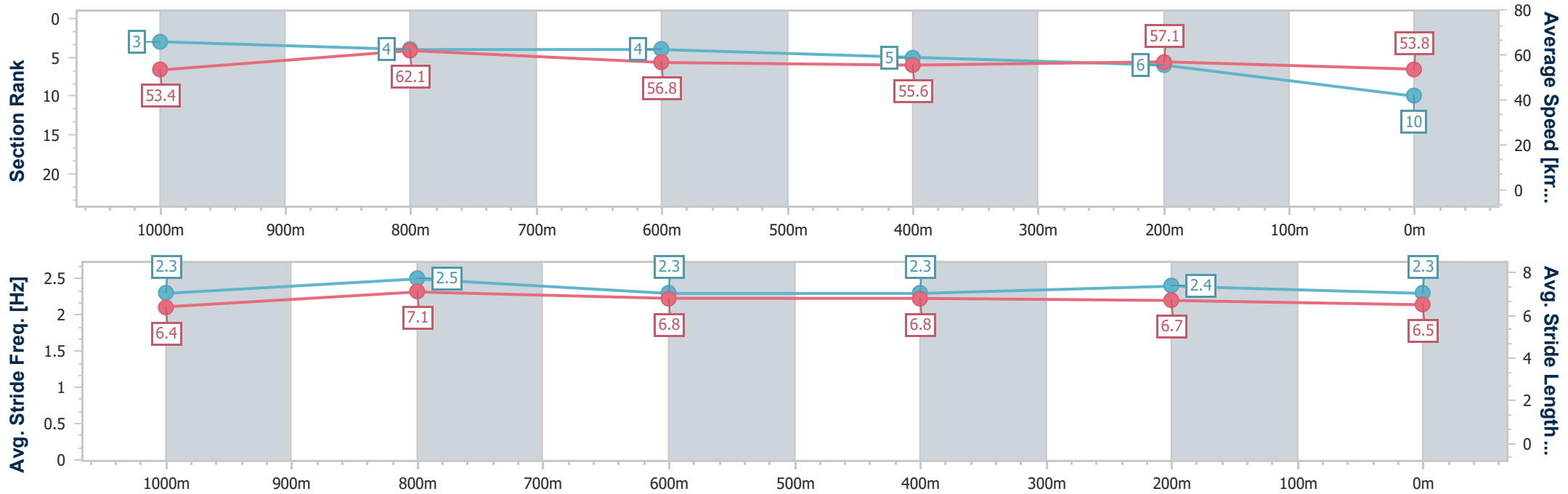
Toowoomba QLD Professional
 Race 5: HIGHFIELDS BUILDER QTIS Three-Year-Old Maiden
 Plate - 1200m



28 March 2024 - 17:00

Track Rating: Soft 7, Weather: Fine, Rail Position: True

Section	Overall	1000m	800m	600m	400m	200m
Section Times	1:16.85 [10] (0:13.49)	1:03.36 [3] (0:11.58)	0:51.78 [4] (0:12.68)	0:39.10 [4] (0:13.03)	0:26.07 [5] (0:12.67)	0:13.40 [6] (0:13.40)
Average Speed [km/h]	53.4	62.1	56.8	55.6	57.1	53.8
Top Speed [km/h]	66.1	65.4	58.5	56.9	58.7	56.5
Avg. Dist. to Rail [m]	3.3	0.5	0.6	0.9	1.1	0.7
Avg. Stride Freq. [Hz]	2.3	2.5	2.3	2.3	2.4	2.3
Avg. Stride Length [m]	6.4	7.1	6.8	6.8	6.7	6.5



- [] Ranking at each section and finish
- .-.-.- No data available at this section
- NA No data available