



Toowoomba QLD Professional

Race 1: HAPPY EASTER FROM TTC Maiden Handicap - 1625m

28 March 2024 - 14:44



Track Rating: Heavy 8, Weather: Fine, Rail Position: True

Section		Overall	1400m	1200m	1000m	800m	600m	400m	Last 600m					
Field Times		1:41.94 (0:14.69)	1:27.25 (0:11.58)	1:15.67 (0:12.88)	1:02.79 (0:13.47)	0:49.32 (0:12.74)	0:36.58 (0:12.29)	0:24.29 (0:11.94)	0:36.58					
Rank	TAB	Horse/Jockey	Barrier	Top Speed [km/h]	Fastest Section								Distance Travelled [m]	
1	9	SUPER FAIR Adin Thompson	9	67.2	0:11.29	1:41.94 [1] (0:14.98)	1:26.96 [4] (0:11.29)	1:15.67 [1] (0:12.88)	1:02.79 [1] (0:13.47)	0:49.32 [1] (0:12.74)	0:36.58 [1] (0:12.29)	0:24.29 [1] (0:11.94)	0:36.58	
2	6	MAN TALK Les Tilley	6	67.8	0:11.80	1:42.65 [2] (0:14.69)	1:27.96 [1] (0:11.80)	1:16.16 [2] (0:12.91)	1:03.25 [2] (0:13.62)	0:49.63 [3] (0:12.73)	0:36.90 [4] (0:12.18)	0:24.72 [2] (0:12.25)	0:36.90	+1
3	2	CALM BUCKLE Jason Taylor	2	66.5	0:11.72	1:43.30 [3] (0:14.95)	1:28.35 [3] (0:11.72)	1:16.63 [4] (0:13.01)	1:03.62 [5] (0:13.55)	0:50.07 [5] (0:12.63)	0:37.44 [5] (0:12.37)	0:25.07 [5] (0:12.44)	0:37.44	-5
4	12	PRIDE AN' JOY Alisha Donald	12	66.2	0:11.75	1:43.30 [4] (0:14.79)	1:28.51 [2] (0:11.75)	1:16.76 [3] (0:12.87)	1:03.89 [3] (0:13.42)	0:50.47 [2] (0:12.65)	0:37.82 [2] (0:12.49)	0:25.33 [3] (0:12.46)	0:37.82	+8
5	4	BENFICA LASS Robbie Dolan	4	66.1	0:11.89	1:43.54 [5] (0:15.19)	1:28.35 [6] (0:11.89)	1:16.46 [6] (0:12.90)	1:03.56 [6] (0:13.53)	0:50.03 [7] (0:12.63)	0:37.40 [8] (0:12.51)	0:24.89 [8] (0:12.40)	0:37.40	-1
6	3	HILLSIDE ROAD Micheal Hellyer	3	66.2	0:11.91	1:43.73 [6] (0:15.58)	1:28.15 [10] (0:11.91)	1:16.24 [9] (0:12.78)	1:03.46 [8] (0:13.41)	0:50.05 [8] (0:12.36)	0:37.69 [7] (0:12.60)	0:25.09 [7] (0:12.56)	0:37.69	+7
7	8	READY TO THUNDER Karl Zechner	8	65.4	0:11.82	1:43.90 [7] (0:15.02)	1:28.88 [5] (0:11.82)	1:17.06 [5] (0:12.83)	1:04.23 [4] (0:13.46)	0:50.77 [4] (0:12.58)	0:38.19 [3] (0:12.43)	0:25.76 [4] (0:12.73)	0:38.19	+4
8	11	LICENCE TO THRILL Nozi Tomizawa	11	65.6	0:11.87	1:44.12 [8] (0:15.37)	1:28.75 [7] (0:11.87)	1:16.88 [7] (0:12.81)	1:04.07 [7] (0:13.41)	0:50.66 [6] (0:12.51)	0:38.15 [6] (0:12.56)	0:25.59 [6] (0:12.61)	0:38.15	+4
9	10	LIZA IN LIGHTS Emily Lang	10	63.8	0:12.23	1:44.26 [9] (0:15.48)	1:28.78 [8] (0:12.23)	1:16.55 [10] (0:12.81)	1:03.74 [10] (0:13.53)	0:50.21 [10] (0:12.27)	0:37.94 [9] (0:12.53)	0:25.41 [9] (0:12.57)	0:37.94	+10
10	13	A DEVIL'S CHANCE Montanna Savva	13	67.3	0:11.88	1:44.51 [10] (0:15.53)	1:28.98 [9] (0:11.88)	1:17.10 [8] (0:12.87)	1:04.23 [9] (0:13.47)	0:50.76 [9] (0:12.59)	0:38.17 [10] (0:12.53)	0:25.64 [10] (0:12.63)	0:38.17	-5

Scratched: Fionte (#7), Discover (#1), Trust A Kitty (#5)

[] Ranking at each section and finish
 -:-:- No data available at this section
 NA No data available

SCN Saddle cloth number
 DNF Did not finish
 DNT Did not track



Toowoomba QLD Professional

Race 1: HAPPY EASTER FROM TTC Maiden Handicap - 1625m

28 March 2024 - 14:44



Track Rating: Heavy 8, Weather: Fine, Rail Position: True

Section				200m				Last 600m	
Field Times				0:12.35 (0:12.35)				0:36.58	
Rank	TAB	Horse/Jockey	Barrier	Top Speed [km/h]	Fastest Section	Margin			Distance Travelled [m]
1	9	SUPER FAIR Adin Thompson	9	67.2 Overall	0:11.29 1400m	0:12.35 [1] (0:12.35)	1:41.94		0:36.58
2	6	MAN TALK Les Tilley	6	67.8 Overall	0:11.80 1400m	0:12.47 [2] (0:12.47)	4L		0:36.90 +1
3	2	CALM BUCKLE Jason Taylor	2	66.5 Overall	0:11.72 1400m	0:12.63 [4] (0:12.63)	7.8L		0:37.44 -5
4	12	PRIDE AN' JOY Alisha Donald	12	66.2 Overall	0:11.75 1400m	0:12.87 [3] (0:12.87)	7.9L		0:37.82 +8
5	4	BENFICA LASS Robbie Dolan	4	66.1 Overall	0:11.89 1400m	0:12.49 [6] (0:12.49)	9.2L		0:37.40 -1
6	3	HILLSIDE ROAD Micheal Hellyer	3	66.2 Overall	0:11.91 1400m	0:12.53 [8] (0:12.53)	10.2L		0:37.69 +7
7	8	READY TO THUNDER Karl Zechner	8	65.4 Overall	0:11.82 1400m	0:13.03 [5] (0:13.03)	11.2L		0:38.19 +4
8	11	LICENCE TO THRILL Nozi Tomizawa	11	65.6 Overall	0:11.87 1400m	0:12.98 [7] (0:12.98)	12.5L		0:38.15 +4
9	10	LIZA IN LIGHTS Emily Lang	10	63.8 1400m	0:12.23 1400m	0:12.84 [9] (0:12.84)	13.3L		0:37.94 +10
10	13	A DEVIL'S CHANCE Montanna Savva	13	67.3 Overall	0:11.88 1400m	0:13.01 [10] (0:13.01)	14.6L		0:38.17 -5

Scratched: Fionte (#7), Discover (#1), Trust A Kitty (#5)

[] Ranking at each section and finish
 -:-:- No data available at this section
 NA No data available

SCN Saddle cloth number
 DNF Did not finish
 DNT Did not track



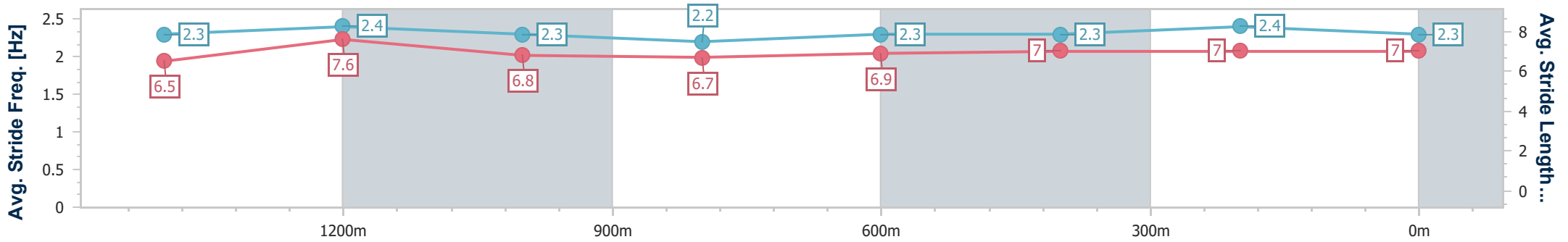
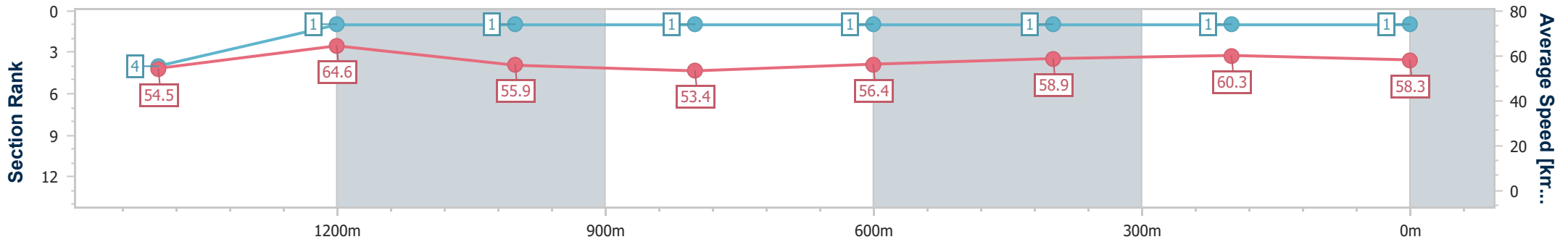
Horse/Jockey Name	Super Fair
Final Rank	1
Fastest Section Time (Section)	0:11.29 (1400m)
Top Speed [km/h] (Section)	67.2 (Overall)
Race State	Finished



Toowoomba QLD Professional
 Race 1: HAPPY EASTER FROM TTC Maiden Handicap - 1625m
 28 March 2024 - 14:44
 Track Rating: Heavy 8, Weather: Fine, Rail Position: True



Section	Overall	1400m	1200m	1000m	800m	600m	400m	200m
Section Times	1:41.94 [1] (0:14.98)	1:26.96 [4] (0:11.29)	1:15.67 [1] (0:12.88)	1:02.79 [1] (0:13.47)	0:49.32 [1] (0:12.74)	0:36.58 [1] (0:12.29)	0:24.29 [1] (0:11.94)	0:12.35 [1] (0:12.35)
Average Speed [km/h]	54.5	64.6	55.9	53.4	56.4	58.9	60.3	58.3
Top Speed [km/h]	67.2	66.6	61.4	55.3	58.9	61.0	61.5	60.4
Avg. Dist. to Rail [m]	7.4	2.3	1.0	1.4	0.9	0.9	0.2	0.3
Avg. Stride Freq. [Hz]	2.3	2.4	2.3	2.2	2.3	2.3	2.4	2.3
Avg. Stride Length [m]	6.5	7.6	6.8	6.7	6.9	7.0	7.0	7.0



- [] Ranking at each section and finish
- .-.- No data available at this section
- NA No data available



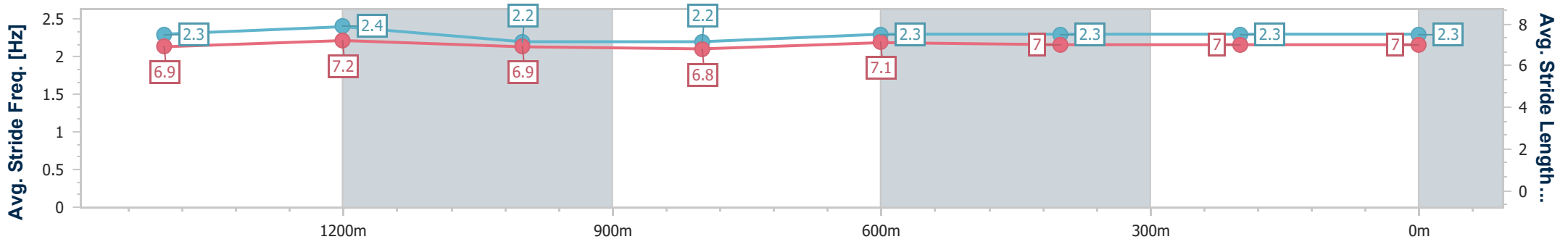
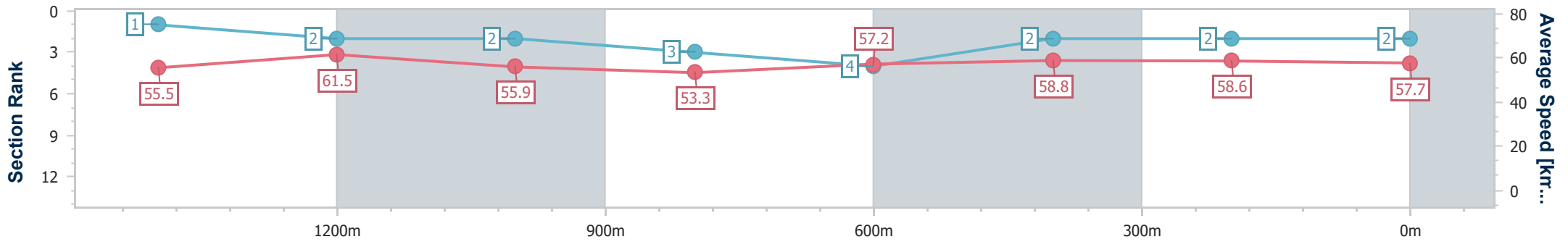
Horse/Jockey Name	Man Talk
Final Rank	2
Fastest Section Time (Section)	0:11.80 (1400m)
Top Speed [km/h] (Section)	67.8 (Overall)
Race State	Finished



Toowoomba QLD Professional
 Race 1: HAPPY EASTER FROM TTC Maiden Handicap - 1625m
 28 March 2024 - 14:44
 Track Rating: Heavy 8, Weather: Fine, Rail Position: True



Section	Overall	1400m	1200m	1000m	800m	600m	400m	200m
Section Times	1:42.65 [2] (0:14.69)	1:27.96 [1] (0:11.80)	1:16.16 [2] (0:12.91)	1:03.25 [2] (0:13.62)	0:49.63 [3] (0:12.73)	0:36.90 [4] (0:12.18)	0:24.72 [2] (0:12.25)	0:12.47 [2] (0:12.47)
Average Speed [km/h]	55.5	61.5	55.9	53.3	57.2	58.8	58.6	57.7
Top Speed [km/h]	67.8	65.5	59.2	56.5	58.9	60.5	59.3	58.9
Avg. Dist. to Rail [m]	4.2	1.2	2.9	2.6	2.0	0.7	0.5	0.6
Avg. Stride Freq. [Hz]	2.3	2.4	2.2	2.2	2.3	2.3	2.3	2.3
Avg. Stride Length [m]	6.9	7.2	6.9	6.8	7.1	7.0	7.0	7.0



- [] Ranking at each section and finish
- .-.- No data available at this section
- NA No data available



Horse/Jockey Name	Calm Buckle
Final Rank	3
Fastest Section Time (Section)	0:11.72 (1400m)
Top Speed [km/h] (Section)	66.5 (Overall)
Race State	Finished



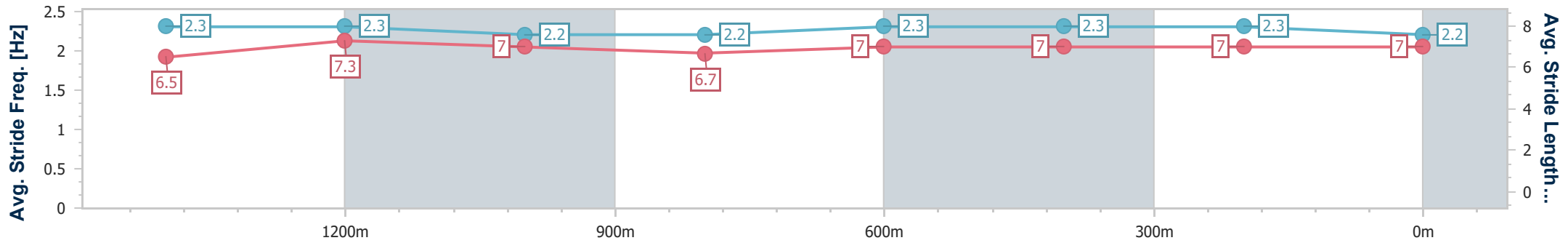
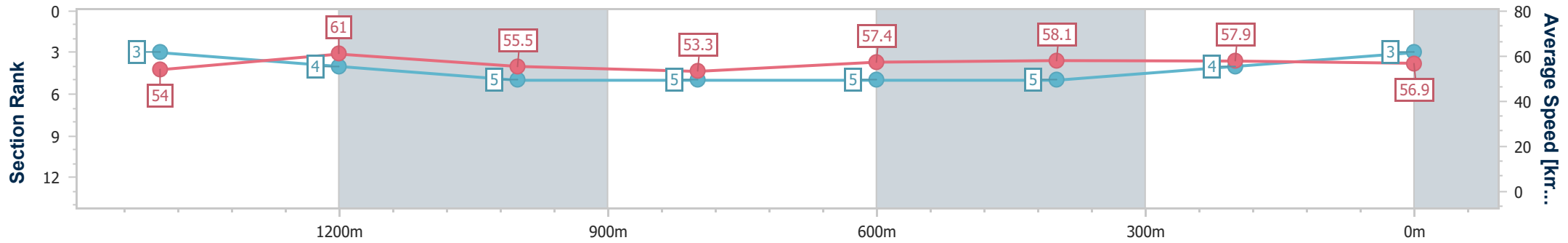
Toowoomba QLD Professional
Race 1: HAPPY EASTER FROM TTC Maiden Handicap - 1625m



28 March 2024 - 14:44

Track Rating: Heavy 8, Weather: Fine, Rail Position: True

Section	Overall	1400m	1200m	1000m	800m	600m	400m	200m
Section Times	1:43.30 [3] (0:14.95)	1:28.35 [3] (0:11.72)	1:16.63 [4] (0:13.01)	1:03.62 [5] (0:13.55)	0:50.07 [5] (0:12.63)	0:37.44 [5] (0:12.37)	0:25.07 [5] (0:12.44)	0:12.63 [4] (0:12.63)
Average Speed [km/h]	54.0	61.0	55.5	53.3	57.4	58.1	57.9	56.9
Top Speed [km/h]	66.5	64.6	58.8	55.7	58.4	59.1	58.8	59.0
Avg. Dist. to Rail [m]	2.8	1.0	1.7	1.0	1.3	0.4	0.4	0.8
Avg. Stride Freq. [Hz]	2.3	2.3	2.2	2.2	2.3	2.3	2.3	2.2
Avg. Stride Length [m]	6.5	7.3	7.0	6.7	7.0	7.0	7.0	7.0



- [] Ranking at each section and finish
- .-.- No data available at this section
- NA No data available



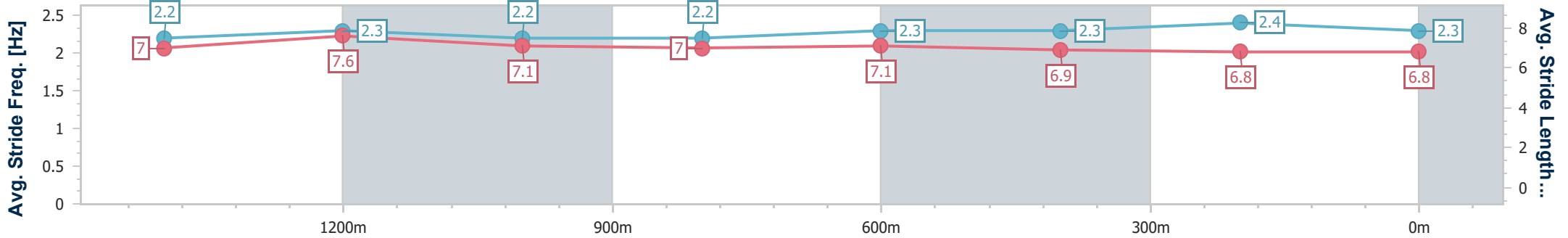
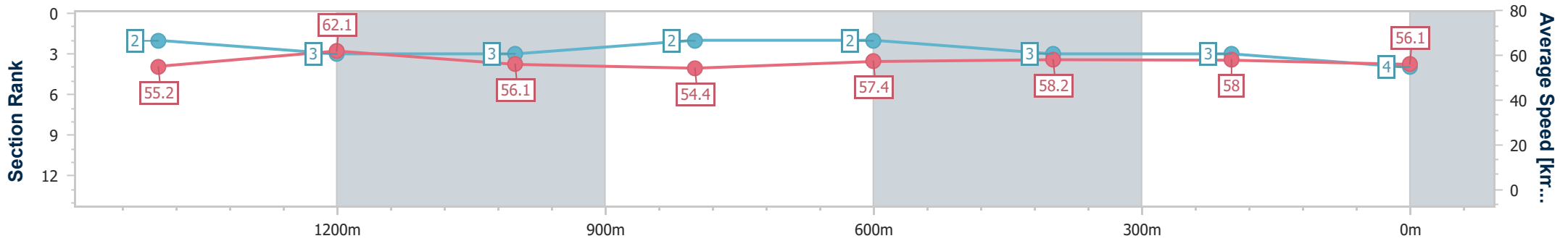
Horse/Jockey Name	Pride An' Joy
Final Rank	4
Fastest Section Time (Section)	0:11.75 (1400m)
Top Speed [km/h] (Section)	66.2 (Overall)
Race State	Finished



Toowoomba QLD Professional
 Race 1: HAPPY EASTER FROM TTC Maiden Handicap - 1625m
 28 March 2024 - 14:44
 Track Rating: Heavy 8, Weather: Fine, Rail Position: True



Section	Overall	1400m	1200m	1000m	800m	600m	400m	200m
Section Times	1:43.30 [4] (0:14.79)	1:28.51 [2] (0:11.75)	1:16.76 [3] (0:12.87)	1:03.89 [3] (0:13.42)	0:50.47 [2] (0:12.65)	0:37.82 [2] (0:12.49)	0:25.33 [3] (0:12.46)	0:12.87 [3] (0:12.87)
Average Speed [km/h]	55.2	62.1	56.1	54.4	57.4	58.2	58.0	56.1
Top Speed [km/h]	66.2	65.6	60.0	57.2	58.4	59.5	59.0	56.9
Avg. Dist. to Rail [m]	6.9	2.6	3.6	3.4	3.3	2.2	1.1	0.7
Avg. Stride Freq. [Hz]	2.2	2.3	2.2	2.2	2.3	2.3	2.4	2.3
Avg. Stride Length [m]	7.0	7.6	7.1	7.0	7.1	6.9	6.8	6.8



- [] Ranking at each section and finish
- .-.- No data available at this section
- NA No data available



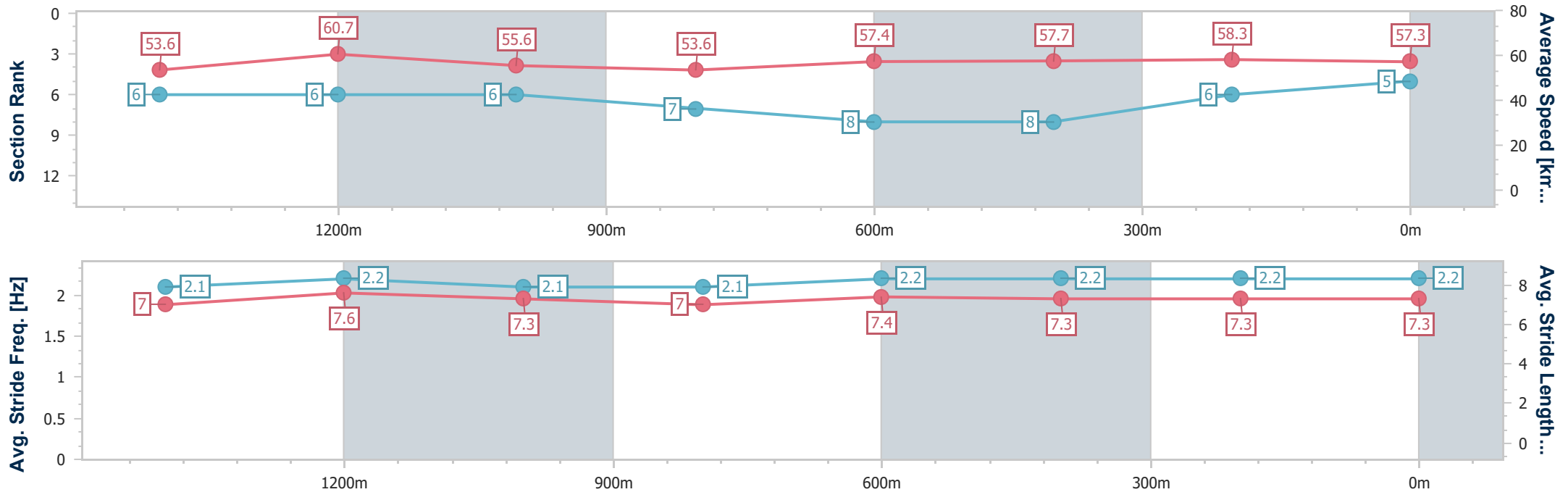
Horse/Jockey Name	Benfica Lass
Final Rank	5
Fastest Section Time (Section)	0:11.89 (1400m)
Top Speed [km/h] (Section)	66.1 (Overall)
Race State	Finished



Toowoomba QLD Professional
 Race 1: HAPPY EASTER FROM TTC Maiden Handicap - 1625m
 28 March 2024 - 14:44
 Track Rating: Heavy 8, Weather: Fine, Rail Position: True



Section	Overall	1400m	1200m	1000m	800m	600m	400m	200m
Section Times	1:43.54 [5] (0:15.19)	1:28.35 [6] (0:11.89)	1:16.46 [6] (0:12.90)	1:03.56 [6] (0:13.53)	0:50.03 [7] (0:12.63)	0:37.40 [8] (0:12.51)	0:24.89 [8] (0:12.40)	0:12.49 [6] (0:12.49)
Average Speed [km/h]	53.6	60.7	55.6	53.6	57.4	57.7	58.3	57.3
Top Speed [km/h]	66.1	64.6	59.2	57.0	59.0	58.7	59.3	58.3
Avg. Dist. to Rail [m]	4.0	0.4	1.2	1.3	1.8	0.8	0.9	1.8
Avg. Stride Freq. [Hz]	2.1	2.2	2.1	2.1	2.2	2.2	2.2	2.2
Avg. Stride Length [m]	7.0	7.6	7.3	7.0	7.4	7.3	7.3	7.3



- [] Ranking at each section and finish
- .-.- No data available at this section
- NA No data available



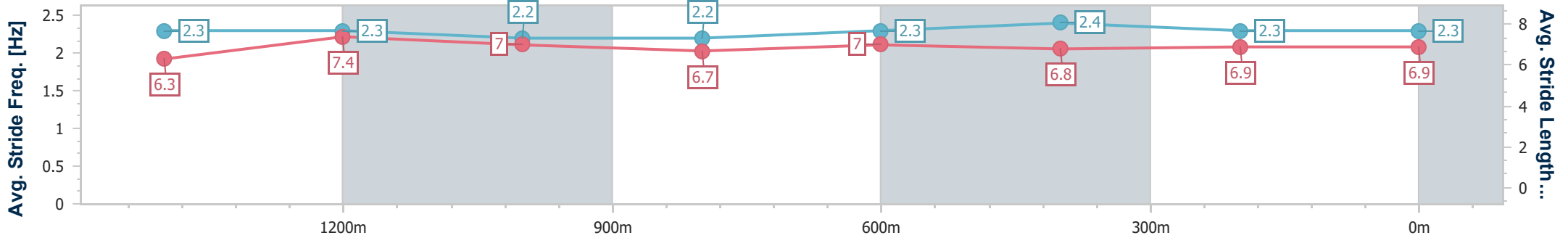
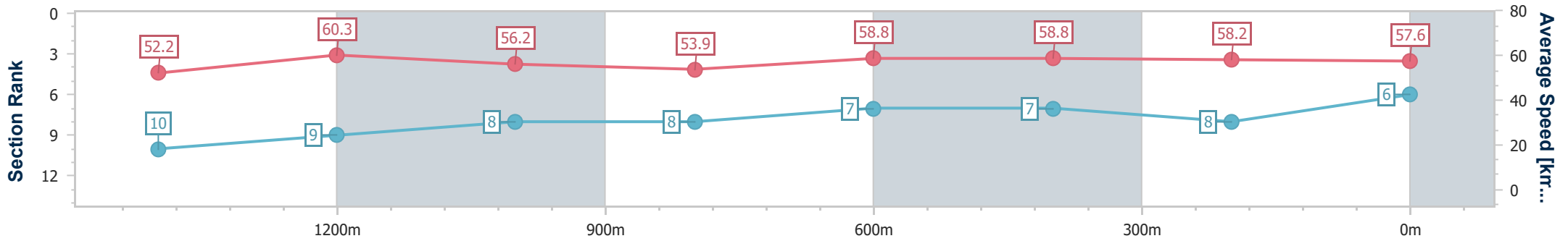
Horse/Jockey Name	Hillside Road
Final Rank	6
Fastest Section Time (Section)	0:11.91 (1400m)
Top Speed [km/h] (Section)	66.2 (Overall)
Race State	Finished



Toowoomba QLD Professional
 Race 1: HAPPY EASTER FROM TTC Maiden Handicap - 1625m
 28 March 2024 - 14:44
 Track Rating: Heavy 8, Weather: Fine, Rail Position: True



Section	Overall	1400m	1200m	1000m	800m	600m	400m	200m
Section Times	1:43.73 [6] (0:15.58)	1:28.15 [10] (0:11.91)	1:16.24 [9] (0:12.78)	1:03.46 [8] (0:13.41)	0:50.05 [8] (0:12.36)	0:37.69 [7] (0:12.60)	0:25.09 [7] (0:12.56)	0:12.53 [8] (0:12.53)
Average Speed [km/h]	52.2	60.3	56.2	53.9	58.8	58.8	58.2	57.6
Top Speed [km/h]	66.2	64.6	59.3	57.2	61.1	60.7	58.9	58.3
Avg. Dist. to Rail [m]	4.4	0.5	0.3	0.9	3.3	5.3	4.7	5.4
Avg. Stride Freq. [Hz]	2.3	2.3	2.2	2.2	2.3	2.4	2.3	2.3
Avg. Stride Length [m]	6.3	7.4	7.0	6.7	7.0	6.8	6.9	6.9



- [] Ranking at each section and finish
- .-.- No data available at this section
- NA No data available



Horse/Jockey Name	Ready To Thunder
Final Rank	7
Fastest Section Time (Section)	0:11.82 (1400m)
Top Speed [km/h] (Section)	65.4 (Overall)
Race State	Finished



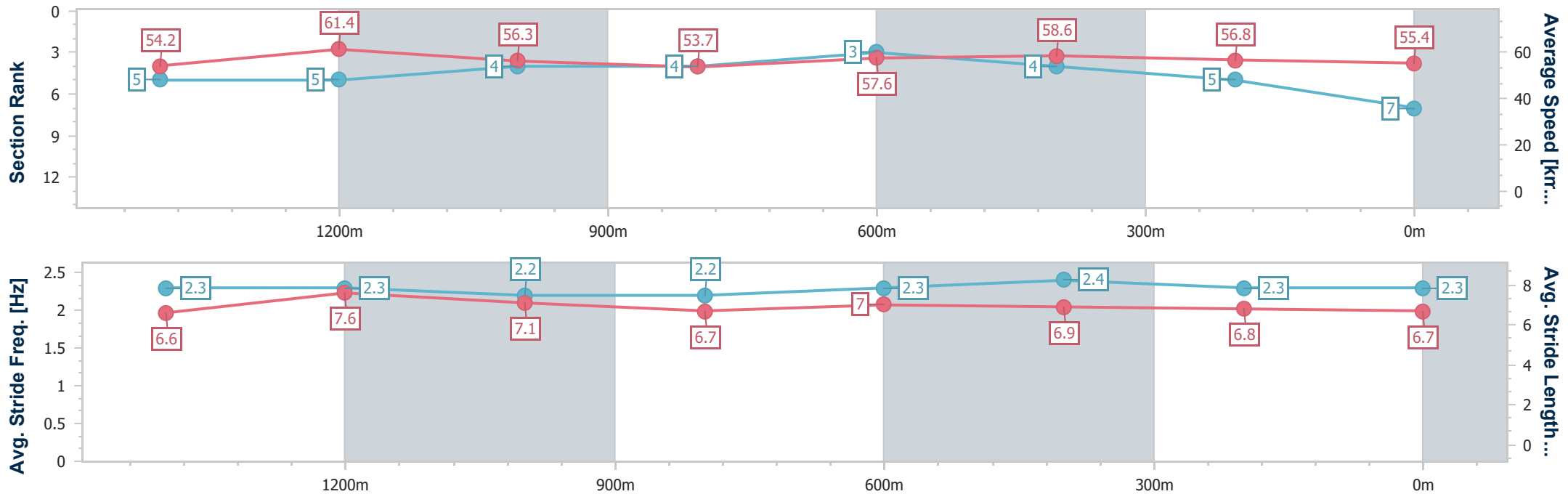
Toowoomba QLD Professional
Race 1: HAPPY EASTER FROM TTC Maiden Handicap - 1625m



28 March 2024 - 14:44

Track Rating: Heavy 8, Weather: Fine, Rail Position: True

Section	Overall	1400m	1200m	1000m	800m	600m	400m	200m
Section Times	1:43.90 [7] (0:15.02)	1:28.88 [5] (0:11.82)	1:17.06 [5] (0:12.83)	1:04.23 [4] (0:13.46)	0:50.77 [4] (0:12.58)	0:38.19 [3] (0:12.43)	0:25.76 [4] (0:12.73)	0:13.03 [5] (0:13.03)
Average Speed [km/h]	54.2	61.4	56.3	53.7	57.6	58.6	56.8	55.4
Top Speed [km/h]	65.4	65.3	59.5	56.2	58.9	59.6	58.5	56.4
Avg. Dist. to Rail [m]	4.6	1.6	2.4	1.6	2.3	2.1	1.6	1.4
Avg. Stride Freq. [Hz]	2.3	2.3	2.2	2.2	2.3	2.4	2.3	2.3
Avg. Stride Length [m]	6.6	7.6	7.1	6.7	7.0	6.9	6.8	6.7



- [] Ranking at each section and finish
- .-.- No data available at this section
- NA No data available



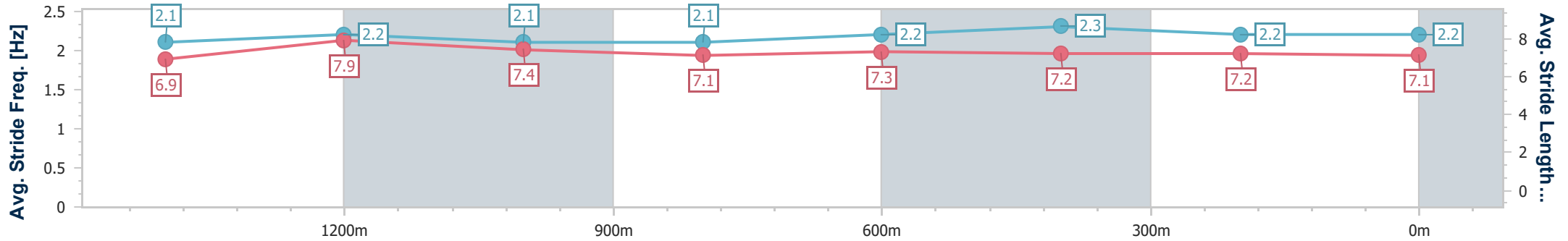
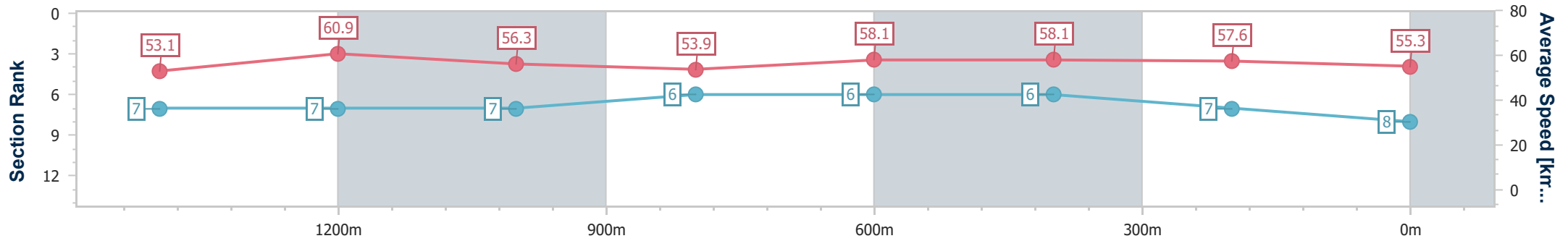
Horse/Jockey Name	Licence To Thrill
Final Rank	8
Fastest Section Time (Section)	0:11.87 (1400m)
Top Speed [km/h] (Section)	65.6 (Overall)
Race State	Finished



Toowoomba QLD Professional
 Race 1: HAPPY EASTER FROM TTC Maiden Handicap - 1625m
 28 March 2024 - 14:44
 Track Rating: Heavy 8, Weather: Fine, Rail Position: True



Section	Overall	1400m	1200m	1000m	800m	600m	400m	200m
Section Times	1:44.12 [8] (0:15.37)	1:28.75 [7] (0:11.87)	1:16.88 [7] (0:12.81)	1:04.07 [7] (0:13.41)	0:50.66 [6] (0:12.51)	0:38.15 [6] (0:12.56)	0:25.59 [6] (0:12.61)	0:12.98 [7] (0:12.98)
Average Speed [km/h]	53.1	60.9	56.3	53.9	58.1	58.1	57.6	55.3
Top Speed [km/h]	65.6	64.0	59.1	56.2	59.4	59.5	58.3	57.6
Avg. Dist. to Rail [m]	6.6	0.8	1.7	1.7	2.6	2.4	1.8	3.4
Avg. Stride Freq. [Hz]	2.1	2.2	2.1	2.1	2.2	2.3	2.2	2.2
Avg. Stride Length [m]	6.9	7.9	7.4	7.1	7.3	7.2	7.2	7.1



- [] Ranking at each section and finish
- .-.- No data available at this section
- NA No data available



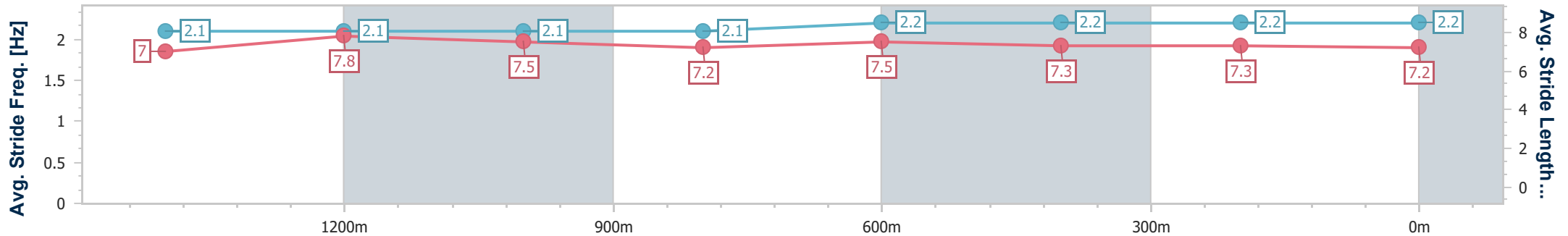
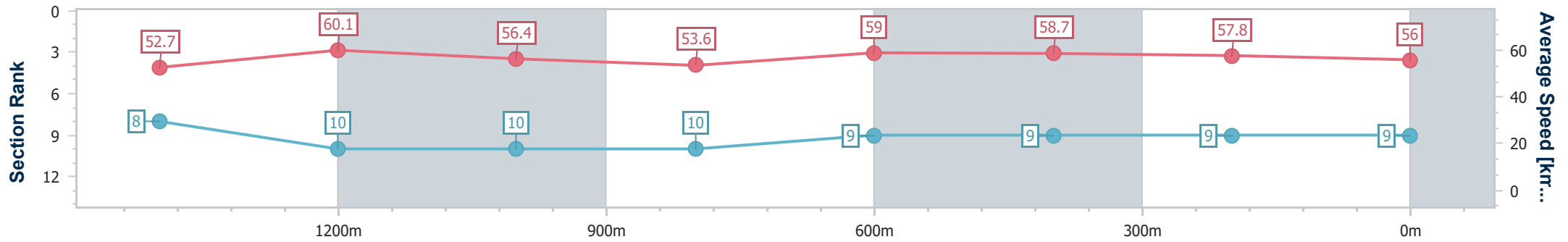
Horse/Jockey Name	Liza In Lights
Final Rank	9
Fastest Section Time (Section)	0:12.23 (1400m)
Top Speed [km/h] (Section)	63.8 (1400m)
Race State	Finished



Toowoomba QLD Professional
 Race 1: HAPPY EASTER FROM TTC Maiden Handicap - 1625m
 28 March 2024 - 14:44
 Track Rating: Heavy 8, Weather: Fine, Rail Position: True



Section	Overall	1400m	1200m	1000m	800m	600m	400m	200m					
Section Times	1:44.26 [9] (0:15.48)	1:28.78 [8] (0:12.23)	1:16.55 [10] (0:12.81)	1:03.74 [10] (0:13.53)	0:50.21 [10] (0:12.27)	0:37.94 [9] (0:12.53)	0:25.41 [9] (0:12.57)	0:12.84 [9] (0:12.84)					
Average Speed [km/h]	52.7	60.1	56.4	53.6	59.0	58.7	57.8	56.0					
Top Speed [km/h]	63.8	63.8	58.7	57.7	59.9	60.0	58.7	57.4					
Avg. Dist. to Rail [m]	7.3	3.6	1.5	1.5	2.9	3.5	3.1	4.0					
Avg. Stride Freq. [Hz]	2.1	2.1	2.1	2.1	2.2	2.2	2.2	2.2					
Avg. Stride Length [m]	7.0	7.8	7.5	7.2	7.5	7.3	7.3	7.2					



- [] Ranking at each section and finish
- .-.- No data available at this section
- NA No data available



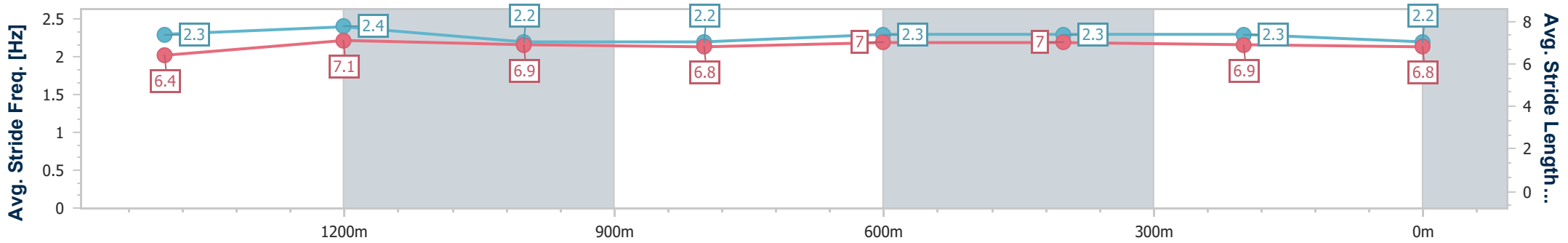
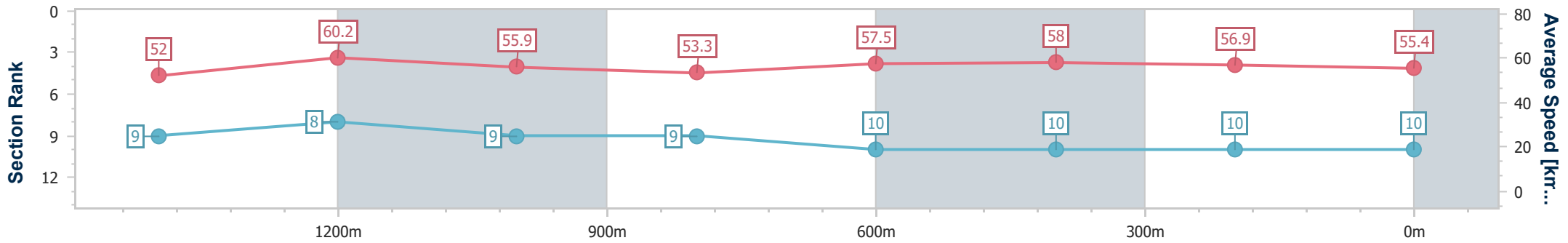
Horse/Jockey Name	A Devil's Chance
Final Rank	10
Fastest Section Time (Section)	0:11.88 (1400m)
Top Speed [km/h] (Section)	67.3 (Overall)
Race State	Finished



Toowoomba QLD Professional
 Race 1: HAPPY EASTER FROM TTC Maiden Handicap - 1625m
 28 March 2024 - 14:44
 Track Rating: Heavy 8, Weather: Fine, Rail Position: True



Section	Overall	1400m	1200m	1000m	800m	600m	400m	200m
Section Times	1:44.51 [10] (0:15.53)	1:28.98 [9] (0:11.88)	1:17.10 [8] (0:12.87)	1:04.23 [9] (0:13.47)	0:50.76 [9] (0:12.59)	0:38.17 [10] (0:12.53)	0:25.64 [10] (0:12.63)	0:13.01 [10] (0:13.01)
Average Speed [km/h]	52.0	60.2	55.9	53.3	57.5	58.0	56.9	55.4
Top Speed [km/h]	67.3	63.5	59.4	56.8	59.4	59.4	58.2	57.1
Avg. Dist. to Rail [m]	5.3	1.6	0.5	1.6	2.1	1.7	0.7	1.0
Avg. Stride Freq. [Hz]	2.3	2.4	2.2	2.2	2.3	2.3	2.3	2.2
Avg. Stride Length [m]	6.4	7.1	6.9	6.8	7.0	7.0	6.9	6.8



- [] Ranking at each section and finish
- .-.- No data available at this section
- NA No data available



Toowoomba QLD Professional

Race 2: CREATE WITH COTTEE Class 3 Handicap - 1000m

28 March 2024 - 15:19



Track Rating: Soft 7, Weather: Fine, Rail Position: True

Section		Overall	800m	600m	400m	200m	Last 600m					
Field Times		1:00.95 (0:13.47)	0:47.48 (0:11.01)	0:36.47 (0:11.65)	0:24.82 (0:12.09)	0:12.73 (0:12.73)	0:36.47					
Rank	TAB Horse/Jockey	Barrier	Top Speed [km/h]	Fastest Section	Margin					Distance Travelled [m]		
1	8 UPSTART LEGEND Damien Thornton	8	68.1 800m	0:10.94 800m	1:00.95 [1] (0:13.70)	0:47.25 [3] (0:10.94)	0:36.31 [2] (0:11.70)	0:24.61 [2] (0:12.05)	0:12.56 [2] (0:12.56)	1:00.95	0:36.31	
2	6 SWISS BABE Cody Collis	6	69.1 Overall	0:11.01 800m	1:00.98 [2] (0:13.47)	0:47.51 [1] (0:11.01)	0:36.50 [1] (0:11.65)	0:24.85 [1] (0:12.09)	0:12.76 [1] (0:12.76)	0.2L	0:36.50	-5
3	1 BECAUSE THE NIGHT Noel Callow	1	67.0 800m	0:11.02 800m	1:01.17 [3] (0:13.84)	0:47.33 [5] (0:11.02)	0:36.31 [3] (0:11.82)	0:24.49 [5] (0:11.96)	0:12.53 [4] (0:12.53)	1.2L	0:36.31	+3
4	10 ILLICIATE AFFAIRS Robbie Dolan	10	65.9 Overall	0:11.11 800m	1:01.22 [4] (0:13.77)	0:47.45 [4] (0:11.11)	0:36.34 [5] (0:11.75)	0:24.59 [3] (0:12.12)	0:12.47 [5] (0:12.47)	1.4L	0:36.34	-7
5	3 ORACOLO Les Tilley	3	67.5 800m	0:10.98 800m	1:01.23 [5] (0:14.13)	0:47.10 [7] (0:10.98)	0:36.12 [7] (0:11.68)	0:24.44 [6] (0:11.82)	0:12.62 [3] (0:12.62)	1.5L	0:36.12	-1
6	2 SNEAKY SHARK Georgina Cartwright	2	67.1 800m	0:10.94 800m	1:01.81 [6] (0:14.11)	0:47.70 [6] (0:10.94)	0:36.76 [6] (0:11.88)	0:24.88 [7] (0:12.22)	0:12.66 [7] (0:12.66)	4.8L	0:36.76	-3
7	5 BUCKALTUS Emily Lang	5	67.0 Overall	0:11.23 800m	1:02.08 [7] (0:13.65)	0:48.43 [2] (0:11.23)	0:37.20 [4] (0:11.76)	0:25.44 [4] (0:12.42)	0:13.02 [6] (0:13.02)	6.3L	0:37.20	+5

Scratched: Tres Redoute (#7), Dear Prudence (#11), Gulf Country (#4), Alfa Lily (#9)

[] Ranking at each section and finish
 -:-:- No data available at this section
 NA No data available

SCN Saddle cloth number
 DNF Did not finish
 DNT Did not track



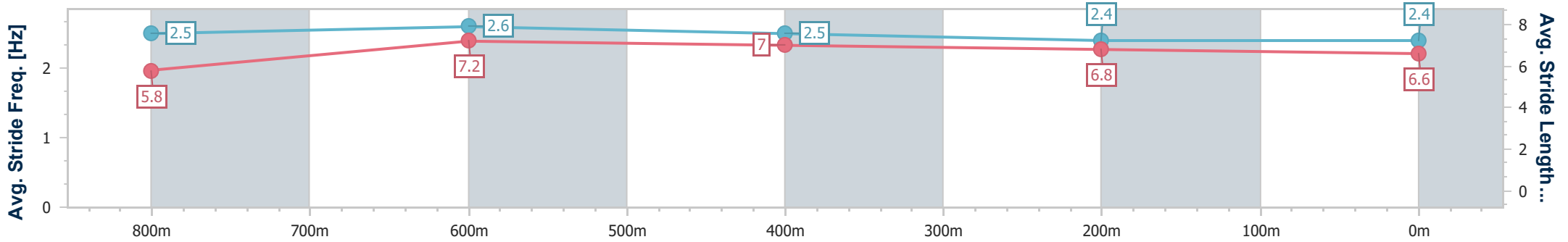
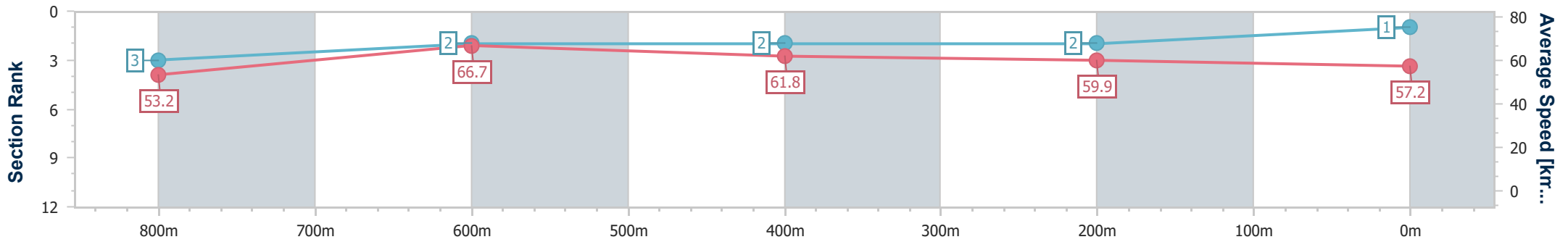
Horse/Jockey Name	Upstart Legend
Final Rank	1
Fastest Section Time (Section)	0:10.94 (800m)
Top Speed [km/h] (Section)	68.1 (800m)
Race State	Finished



Toowoomba QLD Professional
 Race 2: CREATE WITH COTTEE Class 3 Handicap - 1000m
 28 March 2024 - 15:19
 Track Rating: Soft 7, Weather: Fine, Rail Position: True



Section	Overall	800m	600m	400m	200m
Section Times	1:00.95 [1] (0:13.70)	0:47.25 [3] (0:10.94)	0:36.31 [2] (0:11.70)	0:24.61 [2] (0:12.05)	0:12.56 [2] (0:12.56)
Average Speed [km/h]	53.2	66.7	61.8	59.9	57.2
Top Speed [km/h]	66.1	68.1	65.0	61.3	59.1
Avg. Dist. to Rail [m]	7.7	2.6	1.1	1.0	0.9
Avg. Stride Freq. [Hz]	2.5	2.6	2.5	2.4	2.4
Avg. Stride Length [m]	5.8	7.2	7.0	6.8	6.6



- [] Ranking at each section and finish
- .-.- No data available at this section
- NA No data available



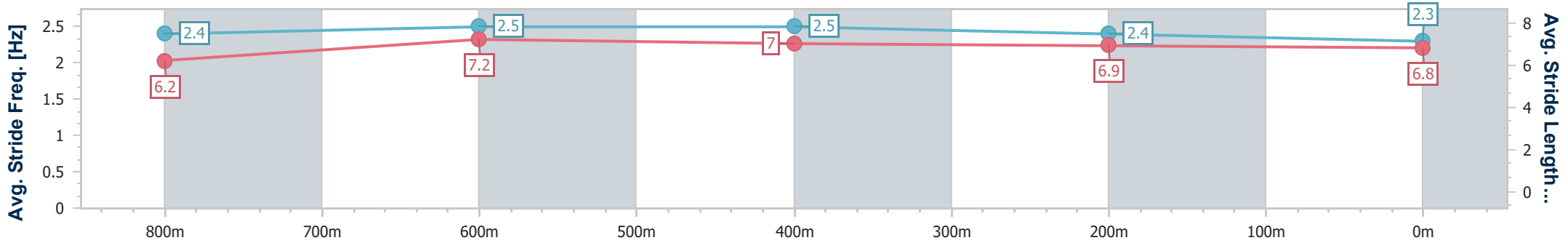
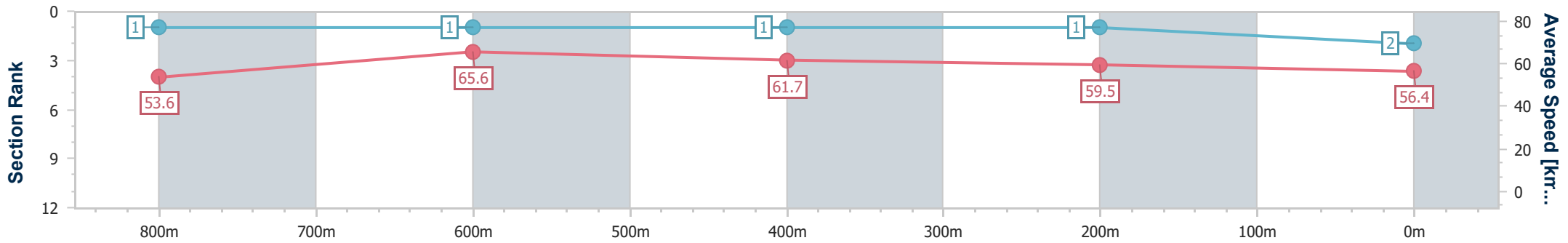
Horse/Jockey Name	Swiss Babe
Final Rank	2
Fastest Section Time (Section)	0:11.01 (800m)
Top Speed [km/h] (Section)	69.1 (Overall)
Race State	Finished



Toowoomba QLD Professional
 Race 2: CREATE WITH COTTEE Class 3 Handicap - 1000m
 28 March 2024 - 15:19
 Track Rating: Soft 7, Weather: Fine, Rail Position: True



Section	Overall	800m	600m	400m	200m
Section Times	1:00.98 [2] (0:13.47)	0:47.51 [1] (0:11.01)	0:36.50 [1] (0:11.65)	0:24.85 [1] (0:12.09)	0:12.76 [1] (0:12.76)
Average Speed [km/h]	53.6	65.6	61.7	59.5	56.4
Top Speed [km/h]	69.1	68.0	64.9	62.0	58.7
Avg. Dist. to Rail [m]	3.2	1.6	0.4	0.5	0.7
Avg. Stride Freq. [Hz]	2.4	2.5	2.5	2.4	2.3
Avg. Stride Length [m]	6.2	7.2	7.0	6.9	6.8



- [] Ranking at each section and finish
- .-.- No data available at this section
- NA No data available



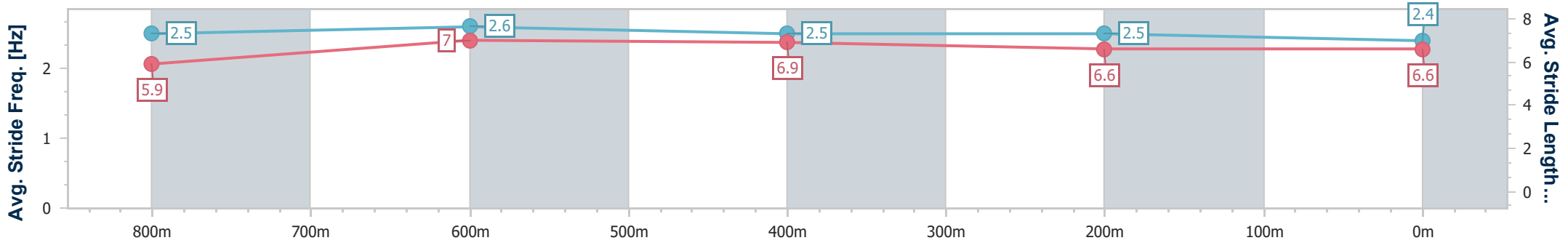
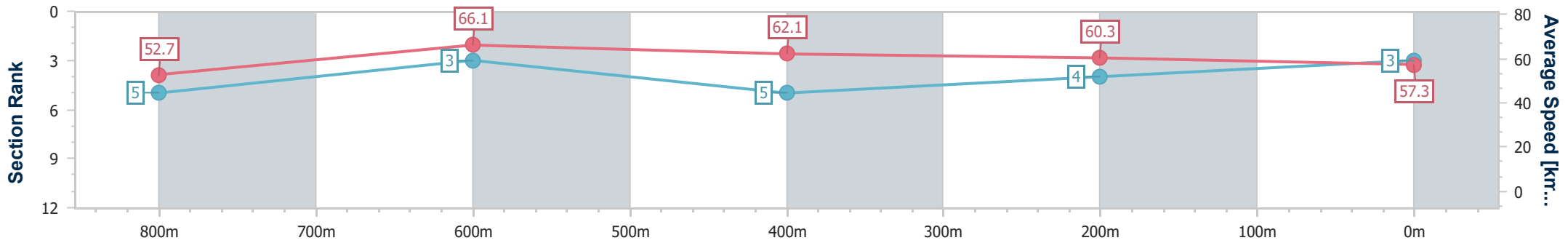
Horse/Jockey Name	Because The Night
Final Rank	3
Fastest Section Time (Section)	0:11.02 (800m)
Top Speed [km/h] (Section)	67.0 (800m)
Race State	Finished



Toowoomba QLD Professional
 Race 2: CREATE WITH COTTEE Class 3 Handicap - 1000m
 28 March 2024 - 15:19
 Track Rating: Soft 7, Weather: Fine, Rail Position: True



Section	Overall	800m	600m	400m	200m
Section Times	1:01.17 [3] (0:13.84)	0:47.33 [5] (0:11.02)	0:36.31 [3] (0:11.82)	0:24.49 [5] (0:11.96)	0:12.53 [4] (0:12.53)
Average Speed [km/h]	52.7	66.1	62.1	60.3	57.3
Top Speed [km/h]	66.8	67.0	66.1	62.5	59.5
Avg. Dist. to Rail [m]	7.5	4.3	3.6	0.7	3.5
Avg. Stride Freq. [Hz]	2.5	2.6	2.5	2.5	2.4
Avg. Stride Length [m]	5.9	7.0	6.9	6.6	6.6



- [] Ranking at each section and finish
- .-.- No data available at this section
- NA No data available



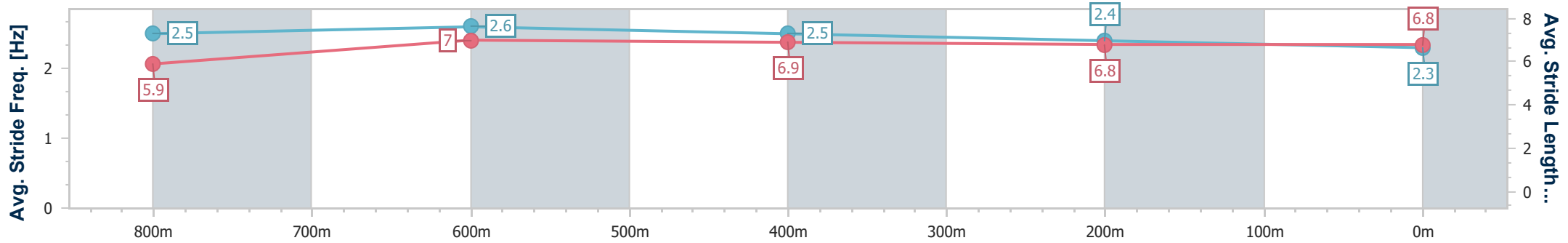
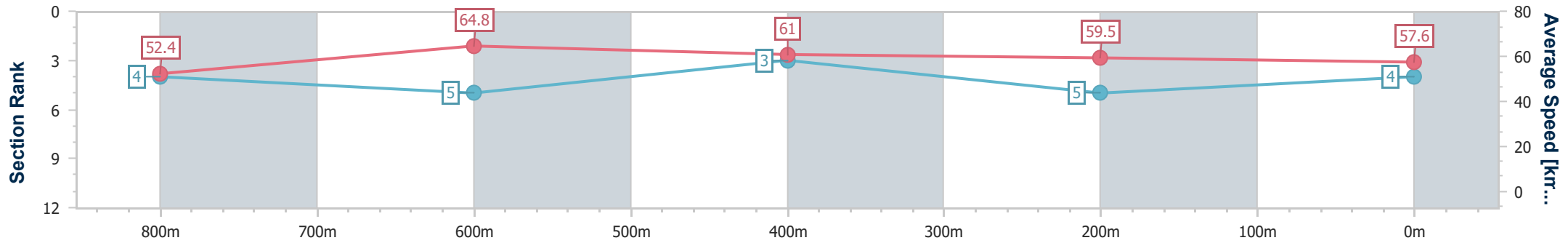
Horse/Jockey Name	Illiciate Affairs
Final Rank	4
Fastest Section Time (Section)	0:11.11 (800m)
Top Speed [km/h] (Section)	65.9 (Overall)
Race State	Finished



Toowoomba QLD Professional
 Race 2: CREATE WITH COTTEE Class 3 Handicap - 1000m
 28 March 2024 - 15:19
 Track Rating: Soft 7, Weather: Fine, Rail Position: True



Section	Overall	800m	600m	400m	200m
Section Times	1:01.22 [4] (0:13.77)	0:47.45 [4] (0:11.11)	0:36.34 [5] (0:11.75)	0:24.59 [3] (0:12.12)	0:12.47 [5] (0:12.47)
Average Speed [km/h]	52.4	64.8	61.0	59.5	57.6
Top Speed [km/h]	65.9	65.5	64.2	61.3	59.4
Avg. Dist. to Rail [m]	3.1	0.5	0.6	0.5	0.5
Avg. Stride Freq. [Hz]	2.5	2.6	2.5	2.4	2.3
Avg. Stride Length [m]	5.9	7.0	6.9	6.8	6.8



- [] Ranking at each section and finish
- .-.- No data available at this section
- NA No data available



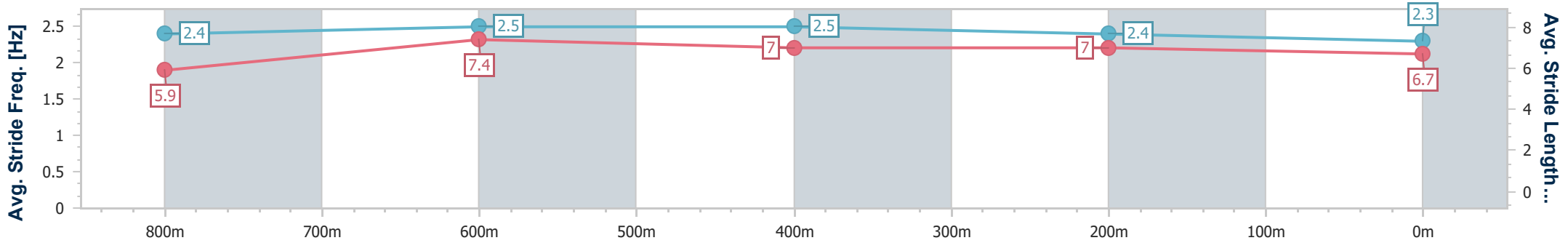
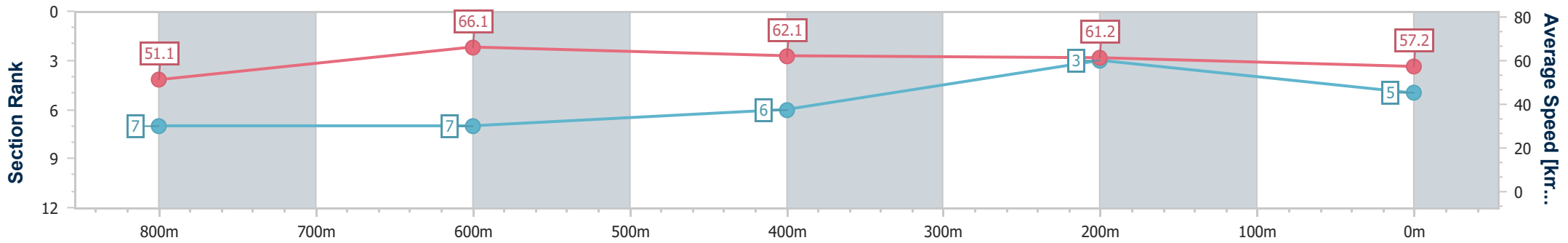
Horse/Jockey Name	Oracolo
Final Rank	5
Fastest Section Time (Section)	0:10.98 (800m)
Top Speed [km/h] (Section)	67.5 (800m)
Race State	Finished



Toowoomba QLD Professional
 Race 2: CREATE WITH COTTEE Class 3 Handicap - 1000m
 28 March 2024 - 15:19
 Track Rating: Soft 7, Weather: Fine, Rail Position: True



Section	Overall	800m	600m	400m	200m
Section Times	1:01.23 [5] (0:14.13)	0:47.10 [7] (0:10.98)	0:36.12 [7] (0:11.68)	0:24.44 [6] (0:11.82)	0:12.62 [3] (0:12.62)
Average Speed [km/h]	51.1	66.1	62.1	61.2	57.2
Top Speed [km/h]	67.5	67.5	64.4	64.0	60.3
Avg. Dist. to Rail [m]	4.7	1.8	1.1	2.6	4.4
Avg. Stride Freq. [Hz]	2.4	2.5	2.5	2.4	2.3
Avg. Stride Length [m]	5.9	7.4	7.0	7.0	6.7



- [] Ranking at each section and finish
- .-.- No data available at this section
- NA No data available



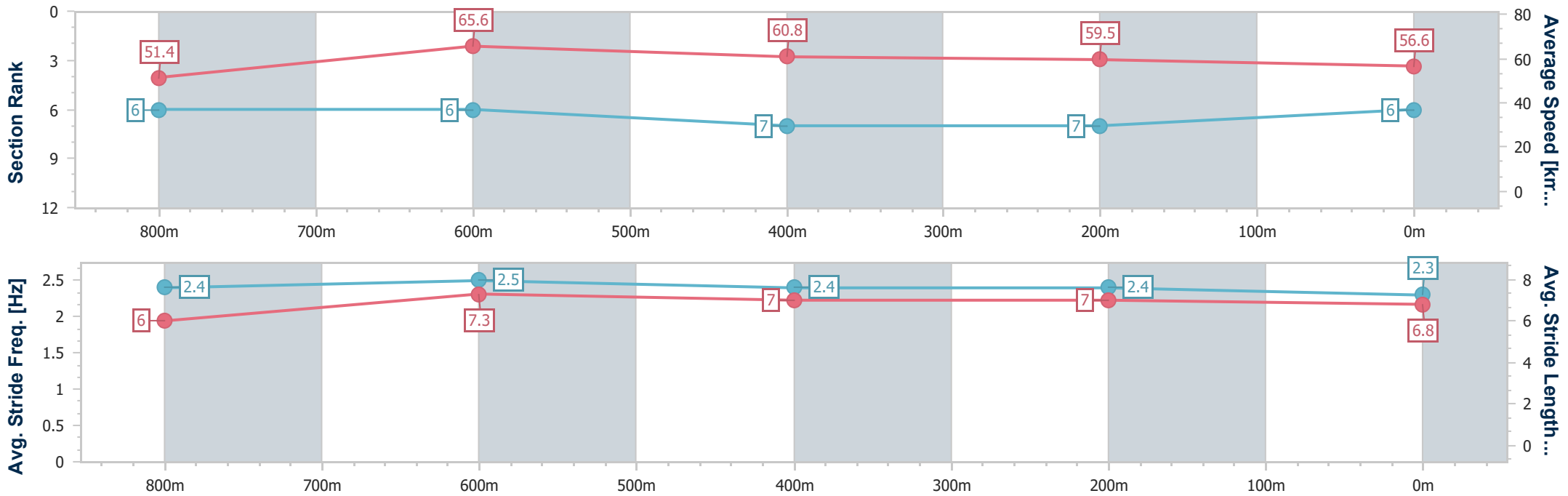
Horse/Jockey Name	Sneaky Shark
Final Rank	6
Fastest Section Time (Section)	0:10.94 (800m)
Top Speed [km/h] (Section)	67.1 (800m)
Race State	Finished



Toowoomba QLD Professional
 Race 2: CREATE WITH COTTEE Class 3 Handicap - 1000m
 28 March 2024 - 15:19
 Track Rating: Soft 7, Weather: Fine, Rail Position: True



Section	Overall	800m	600m	400m	200m
Section Times	1:01.81 [6] (0:14.11)	0:47.70 [6] (0:10.94)	0:36.76 [6] (0:11.88)	0:24.88 [7] (0:12.22)	0:12.66 [7] (0:12.66)
Average Speed [km/h]	51.4	65.6	60.8	59.5	56.6
Top Speed [km/h]	65.9	67.1	64.6	60.9	58.8
Avg. Dist. to Rail [m]	3.7	1.2	1.1	3.7	3.7
Avg. Stride Freq. [Hz]	2.4	2.5	2.4	2.4	2.3
Avg. Stride Length [m]	6.0	7.3	7.0	7.0	6.8



- [] Ranking at each section and finish
- .-.- No data available at this section
- NA No data available



Horse/Jockey Name	Buckaltius
Final Rank	7
Fastest Section Time (Section)	0:11.23 (800m)
Top Speed [km/h] (Section)	67.0 (Overall)
Race State	Finished



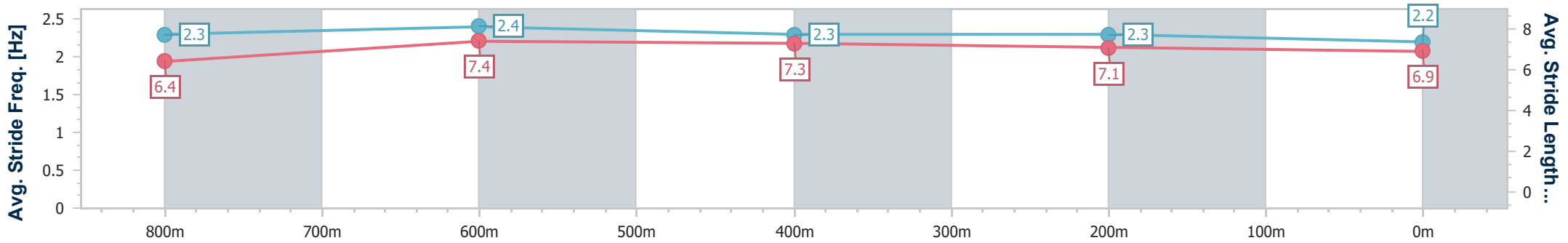
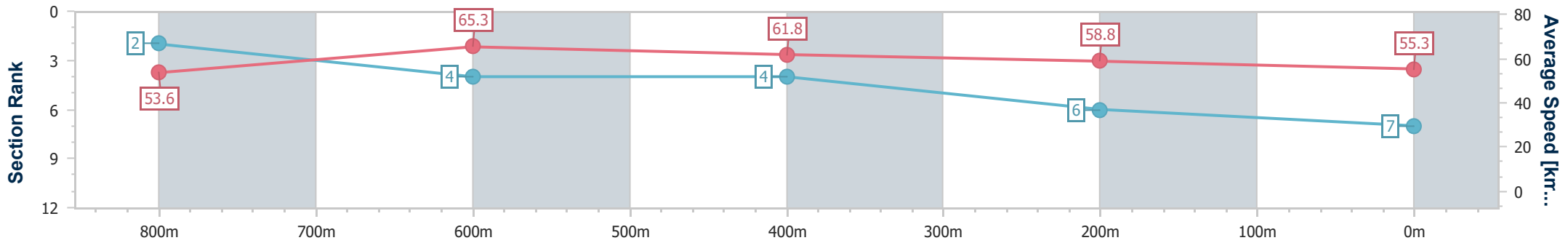
Toowoomba QLD Professional
Race 2: CREATE WITH COTTEE Class 3 Handicap - 1000m



28 March 2024 - 15:19

Track Rating: Soft 7, Weather: Fine, Rail Position: True

Section	Overall	800m	600m	400m	200m
Section Times	1:02.08 [7] (0:13.65)	0:48.43 [2] (0:11.23)	0:37.20 [4] (0:11.76)	0:25.44 [4] (0:12.42)	0:13.02 [6] (0:13.02)
Average Speed [km/h]	53.6	65.3	61.8	58.8	55.3
Top Speed [km/h]	67.0	66.4	65.4	59.7	56.5
Avg. Dist. to Rail [m]	9.1	3.9	2.2	3.4	3.8
Avg. Stride Freq. [Hz]	2.3	2.4	2.3	2.3	2.2
Avg. Stride Length [m]	6.4	7.4	7.3	7.1	6.9



- [] Ranking at each section and finish
- .-.- No data available at this section
- NA No data available



Toowoomba QLD Professional

Race 3: FOCUS HR Maiden Handicap - 1300m

28 March 2024 - 15:53



Track Rating: Soft 7, Weather: Fine, Rail Position: True

Section		Field Times										Last 600m				
		Overall	1200m	1000m	800m	600m	400m						0:39.56			
		(0:08.34)	(0:10.84)	(0:11.53)	(0:12.06)	(0:12.98)	(0:13.36)									
Rank	TAB	Horse/Jockey	Barrier	Top Speed [km/h]	Fastest Section											Distance Travelled [m]
1	3	ALL WIN	3	68.3	0:08.48	1:22.33 [1]	1:13.85 [2]	1:03.07 [2]	0:51.58 [2]	0:39.53 [2]	0:26.55 [3]	0:39.53				
		Georgina Cartwright		1200m	Overall	(0:08.48)	(0:10.78)	(0:11.49)	(0:12.05)	(0:12.98)	(0:13.33)					
2	4	FLYWHEEL	4	67.6	0:08.59	1:22.67 [2]	1:14.08 [7]	1:03.20 [5]	0:51.63 [5]	0:39.47 [5]	0:26.55 [4]	0:39.47		+4		
		James Orman		1200m	Overall	(0:08.59)	(0:10.88)	(0:11.57)	(0:12.16)	(0:12.92)	(0:13.22)					
3	12	QUEEN OF DARK	12	66.4	0:08.59	1:22.76 [3]	1:14.17 [6]	1:03.02 [9]	0:51.17 [8]	0:38.96 [8]	0:26.05 [9]	0:38.96		+7		
		Robbie Dolan		1200m	Overall	(0:08.59)	(0:11.15)	(0:11.85)	(0:12.21)	(0:12.91)	(0:13.01)					
4	2	YIPPEE BEAN	2	66.4	0:08.64	1:22.95 [4]	1:14.31 [8]	1:03.22 [8]	0:51.23 [9]	0:39.02 [9]	0:26.24 [8]	0:39.02		+8		
		Noel Callow		1200m	Overall	(0:08.64)	(0:11.09)	(0:11.99)	(0:12.21)	(0:12.78)	(0:13.06)					
5	7	HERE TO GIVE	7	65.4	0:08.95	1:22.96 [5]	1:14.01 [10]	1:02.75 [10]	0:51.07 [10]	0:38.86 [11]	0:25.91 [11]	0:38.86		+5		
		Jake Molloy		1200m	Overall	(0:08.95)	(0:11.26)	(0:11.68)	(0:12.21)	(0:12.95)	(0:13.00)					
6	5	MAKIN' STATEMENTS	5	70.1	0:08.69	1:23.24 [6]	1:14.55 [9]	1:03.86 [3]	0:52.53 [1]	0:40.47 [1]	0:27.49 [1]	0:40.47		+6		
		Jason Taylor		1200m	Overall	(0:08.69)	(0:10.69)	(0:11.33)	(0:12.06)	(0:12.98)	(0:13.42)					
7	13	READY TO BOOM	13	68.6	0:08.34	1:23.27 [7]	1:14.93 [1]	1:04.09 [1]	0:52.46 [3]	0:40.33 [3]	0:27.49 [2]	0:40.33		+13		
		Emily Lang		1200m	Overall	(0:08.34)	(0:10.84)	(0:11.63)	(0:12.13)	(0:12.84)	(0:13.50)					
8	10	STPETERSCATHEDRAL	10	65.9	0:09.08	1:23.69 [8]	1:14.61 [11]	1:03.37 [11]	0:51.63 [11]	0:39.61 [10]	0:26.95 [10]	0:39.61		+12		
		Micheal Hellyer		1200m	Overall	(0:09.08)	(0:11.24)	(0:11.74)	(0:12.02)	(0:12.66)	(0:13.40)					
9	8	JENNI MOREESE	8	67.5	0:08.49	1:23.93 [9]	1:15.44 [3]	1:04.53 [4]	0:52.93 [4]	0:40.76 [4]	0:27.68 [5]	0:40.76		+5		
		Karl Zechner		1200m	Overall	(0:08.49)	(0:10.91)	(0:11.60)	(0:12.17)	(0:13.08)	(0:13.71)					
10	14	PAPER COWBOY	14	66.5	0:08.57	1:25.66 [10]	1:17.09 [5]	1:05.99 [7]	0:54.29 [7]	0:42.10 [6]	0:29.10 [6]	0:42.10		+0		
		Adin Thompson		1200m	Overall	(0:08.57)	(0:11.10)	(0:11.70)	(0:12.19)	(0:13.00)	(0:13.82)					

Scratched: Time For Jack (#17), Sombor Shuffle (#11), Windani (#1), Luvyabunches (#15), Book Of Exodus (#16), Among Us (#18)

[] Ranking at each section and finish
 -:-:- No data available at this section
 NA No data available

SCN Saddle cloth number
 DNF Did not finish
 DNT Did not track



Toowoomba QLD Professional

Race 3: FOCUS HR Maiden Handicap - 1300m

28 March 2024 - 15:53



Track Rating: Soft 7, Weather: Fine, Rail Position: True

Section		Overall	1200m	1000m	800m	600m	400m	Last 600m				
Field Times		1:22.33 (0:08.34)	1:13.99 (0:10.84)	1:03.15 (0:11.53)	0:51.62 (0:12.06)	0:39.56 (0:12.98)	0:26.58 (0:13.36)	0:39.56				
Rank	TAB Horse/Jockey	Barrier	Top Speed [km/h]	Fastest Section					Distance Travelled [m]			
11	6 WESTOAK Damien Thornton	6	68.3 1200m	0:08.53 Overall	1:25.86 [11] (0:08.53)	1:17.33 [4] (0:10.94)	1:06.39 [6] (0:11.75)	0:54.64 [6] (0:12.35)	0:42.29 [7] (0:13.03)	0:29.26 [7] (0:13.86)	0:42.29	+7
12	9 STORM THE BEACH Kirk Matheson	9	65.0 1200m	0:09.34 Overall	1:28.39 [12] (0:09.34)	1:19.05 [12] (0:11.36)	1:07.69 [12] (0:11.97)	0:55.72 [12] (0:12.49)	0:43.23 [12] (0:13.53)	0:29.70 [12] (0:14.58)	0:43.23	+4

Scratched: Time For Jack (#17), Sombor Shuffle (#11), Windani (#1), Luvyabunches (#15), Book Of Exodus (#16), Among Us (#18)

[] Ranking at each section and finish
 -:-:-:- No data available at this section
 NA No data available

SCN Saddle cloth number
 DNF Did not finish
 DNT Did not track



Toowoomba QLD Professional

Race 3: FOCUS HR Maiden Handicap - 1300m

28 March 2024 - 15:53



Track Rating: Soft 7, Weather: Fine, Rail Position: True

Section				200m				Last 600m	
Field Times				0:13.22				0:39.56	
				(0:13.22)					
Rank	TAB	Horse/Jockey	Barrier	Top Speed [km/h]	Fastest Section	Margin			Distance Travelled [m]
1	3	ALL WIN Georgina Cartwright	3	68.3 1200m	0:08.48 Overall	0:13.22 [1] (0:13.22)	1:22.33		0:39.53
2	4	FLYWHEEL James Orman	4	67.6 1200m	0:08.59 Overall	0:13.33 [4] (0:13.33)	1.8L		0:39.47 +4
3	12	QUEEN OF DARK Robbie Dolan	12	66.4 1200m	0:08.59 Overall	0:13.04 [5] (0:13.04)	2.3L		0:38.96 +7
4	2	YIPPEE BEAN Noel Callow	2	66.4 1200m	0:08.64 Overall	0:13.18 [6] (0:13.18)	3.3L		0:39.02 +8
5	7	HERE TO GIVE Jake Molloy	7	65.4 1200m	0:08.95 Overall	0:12.91 [8] (0:12.91)	3.4L		0:38.86 +5
6	5	MAKIN' STATEMENTS Jason Taylor	5	70.1 1200m	0:08.69 Overall	0:14.07 [2] (0:14.07)	4.9L		0:40.47 +6
7	13	READY TO BOOM Emily Lang	13	68.6 1200m	0:08.34 Overall	0:13.99 [3] (0:13.99)	5L		0:40.33 +13
8	10	STPETERSCATHEDRAL Micheal Hellyer	10	65.9 1200m	0:09.08 Overall	0:13.55 [9] (0:13.55)	7.3L		0:39.61 +12
9	8	JENNI MOREESE Karl Zechner	8	67.5 1200m	0:08.49 Overall	0:13.97 [7] (0:13.97)	8.6L		0:40.76 +5
10	14	PAPER COWBOY Adin Thompson	14	66.5 1200m	0:08.57 Overall	0:15.28 [10] (0:15.28)	18.6L		0:42.10 +0

Scratched: Time For Jack (#17), Sombor Shuffle (#11), Windani (#1), Luvyabunches (#15), Book Of Exodus (#16), Among Us (#18)

Report Created: Thu 28 March 2024 16:19 GMT+10 (Note: Timing is based on position data)

Page 3/16

[] Ranking at each section and finish
 -:-:- No data available at this section
 NA No data available

SCN Saddle cloth number
 DNF Did not finish
 DNT Did not track

data processed by TRIPLESDATA



Toowoomba QLD Professional

Race 3: FOCUS HR Maiden Handicap - 1300m

28 March 2024 - 15:53



Track Rating: Soft 7, Weather: Fine, Rail Position: True

Section				200m				Last 600m	
Field Times				0:13.22 (0:13.22)				0:39.56	
Rank	TAB	Horse/Jockey	Barrier	Top Speed [km/h]	Fastest Section	Margin			Distance Travelled [m]
11	6	WESTOAK Damien Thornton	6	68.3 1200m	0:08.53 Overall (0:15.40)	19.6L		0:42.29	+7
12	9	STORM THE BEACH Kirk Matheson	9	65.0 1200m	0:09.34 Overall (0:15.12)	34.4L		0:43.23	+4

Scratched: Time For Jack (#17), Sombor Shuffle (#11), Windani (#1), Luvyabunches (#15), Book Of Exodus (#16), Among Us (#18)



Horse/Jockey Name	All Win
Final Rank	1
Fastest Section Time (Section)	0:08.48 (Overall)
Top Speed [km/h] (Section)	68.3 (1200m)
Race State	Finished



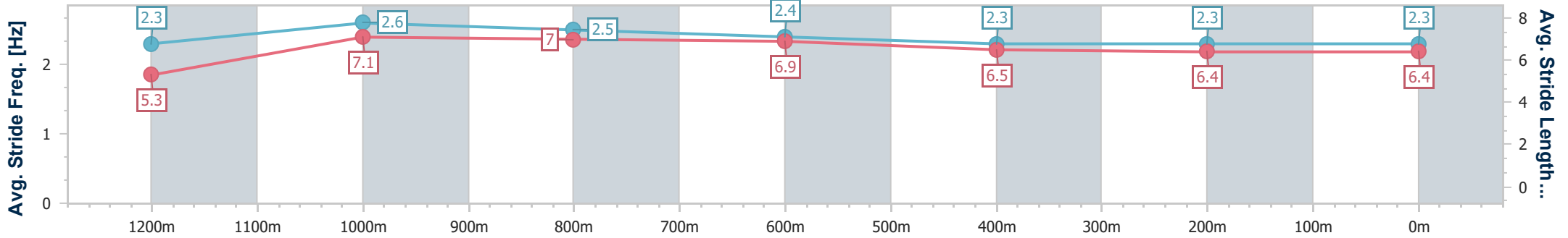
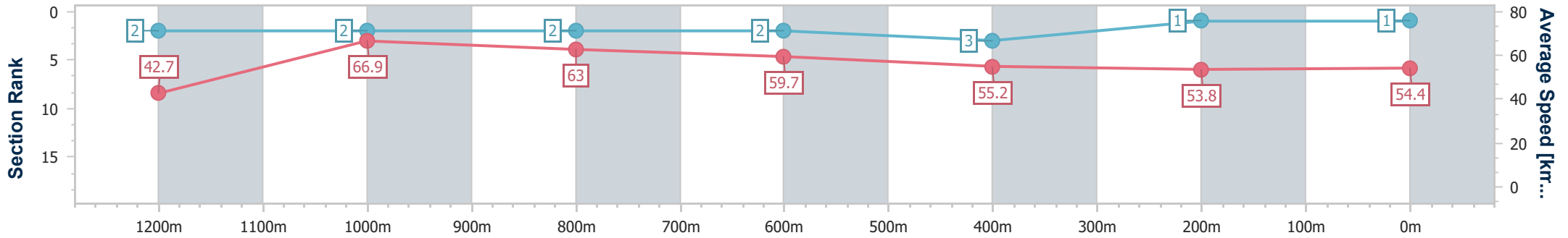
Toowoomba QLD Professional
Race 3: FOCUS HR Maiden Handicap - 1300m



28 March 2024 - 15:53

Track Rating: Soft 7, Weather: Fine, Rail Position: True

Section	Overall	1200m	1000m	800m	600m	400m	200m
Section Times	1:22.33 [1] (0:08.48)	1:13.85 [2] (0:10.78)	1:03.07 [2] (0:11.49)	0:51.58 [2] (0:12.05)	0:39.53 [2] (0:12.98)	0:26.55 [3] (0:13.33)	0:13.22 [1] (0:13.22)
Average Speed [km/h]	42.7	66.9	63.0	59.7	55.2	53.8	54.4
Top Speed [km/h]	64.9	68.3	65.8	61.3	57.5	55.5	55.4
Avg. Dist. to Rail [m]	8.4	6.6	2.1	0.4	1.1	1.3	3.7
Avg. Stride Freq. [Hz]	2.3	2.6	2.5	2.4	2.3	2.3	2.3
Avg. Stride Length [m]	5.3	7.1	7.0	6.9	6.5	6.4	6.4



- [] Ranking at each section and finish
- .-.- No data available at this section
- NA No data available



Horse/Jockey Name	Flywheel
Final Rank	2
Fastest Section Time (Section)	0:08.59 (Overall)
Top Speed [km/h] (Section)	67.6 (1200m)
Race State	Finished



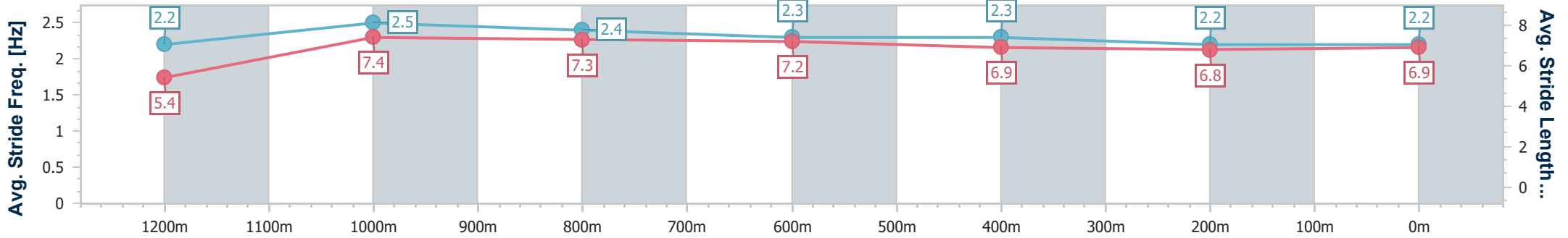
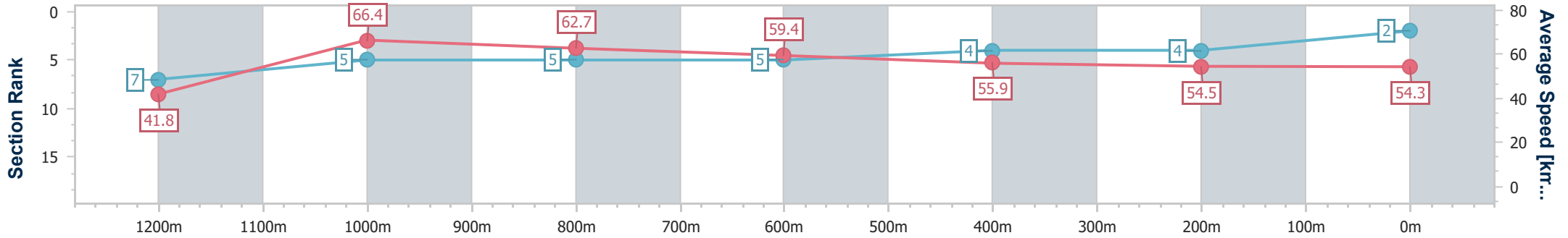
Toowoomba QLD Professional
Race 3: FOCUS HR Maiden Handicap - 1300m



28 March 2024 - 15:53

Track Rating: Soft 7, Weather: Fine, Rail Position: True

Section	Overall	1200m	1000m	800m	600m	400m	200m
Section Times	1:22.67 [2] (0:08.59)	1:14.08 [7] (0:10.88)	1:03.20 [5] (0:11.57)	0:51.63 [5] (0:12.16)	0:39.47 [5] (0:12.92)	0:26.55 [4] (0:13.22)	0:13.33 [4] (0:13.33)
Average Speed [km/h]	41.8	66.4	62.7	59.4	55.9	54.5	54.3
Top Speed [km/h]	63.6	67.6	64.5	60.9	58.5	55.8	55.2
Avg. Dist. to Rail [m]	6.3	3.4	2.3	1.1	0.4	1.9	4.1
Avg. Stride Freq. [Hz]	2.2	2.5	2.4	2.3	2.3	2.2	2.2
Avg. Stride Length [m]	5.4	7.4	7.3	7.2	6.9	6.8	6.9



- [] Ranking at each section and finish
- .-.- No data available at this section
- NA No data available



Horse/Jockey Name	Queen Of Dark
Final Rank	3
Fastest Section Time (Section)	0:08.59 (Overall)
Top Speed [km/h] (Section)	66.4 (1200m)
Race State	Finished



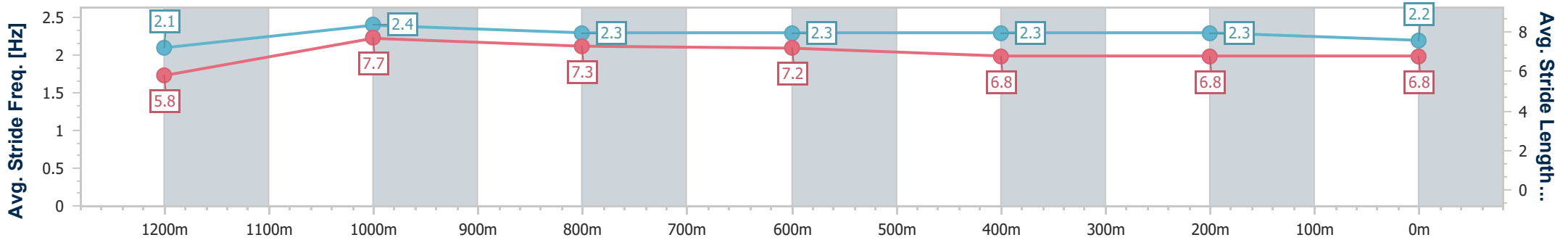
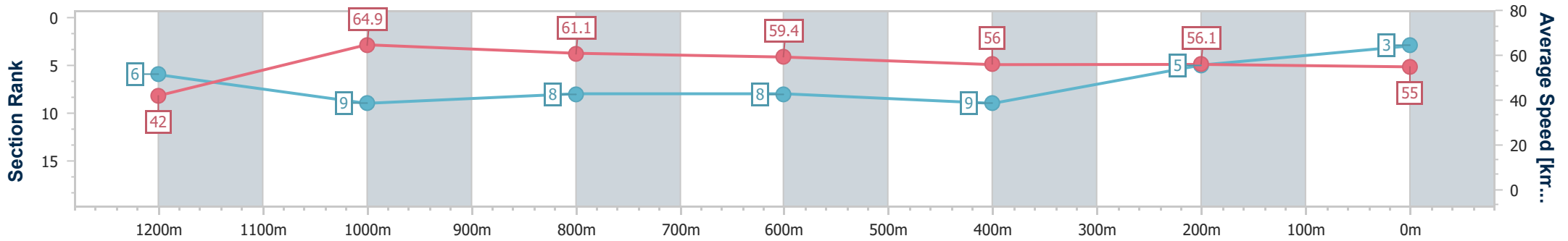
Toowoomba QLD Professional
Race 3: FOCUS HR Maiden Handicap - 1300m



28 March 2024 - 15:53

Track Rating: Soft 7, Weather: Fine, Rail Position: True

Section	Overall	1200m	1000m	800m	600m	400m	200m
Section Times	1:22.76 [3] (0:08.59)	1:14.17 [6] (0:11.15)	1:03.02 [9] (0:11.85)	0:51.17 [8] (0:12.21)	0:38.96 [8] (0:12.91)	0:26.05 [9] (0:13.01)	0:13.04 [5]
Average Speed [km/h]	42.0	64.9	61.1	59.4	56.0	56.1	55.0
Top Speed [km/h]	62.3	66.4	62.8	61.0	57.9	57.0	56.1
Avg. Dist. to Rail [m]	14.1	6.0	3.2	1.6	0.9	2.6	5.3
Avg. Stride Freq. [Hz]	2.1	2.4	2.3	2.3	2.3	2.3	2.2
Avg. Stride Length [m]	5.8	7.7	7.3	7.2	6.8	6.8	6.8



- [] Ranking at each section and finish
- .-.- No data available at this section
- NA No data available



Horse/Jockey Name	Yippee Bean
Final Rank	4
Fastest Section Time (Section)	0:08.64 (Overall)
Top Speed [km/h] (Section)	66.4 (1200m)
Race State	Finished



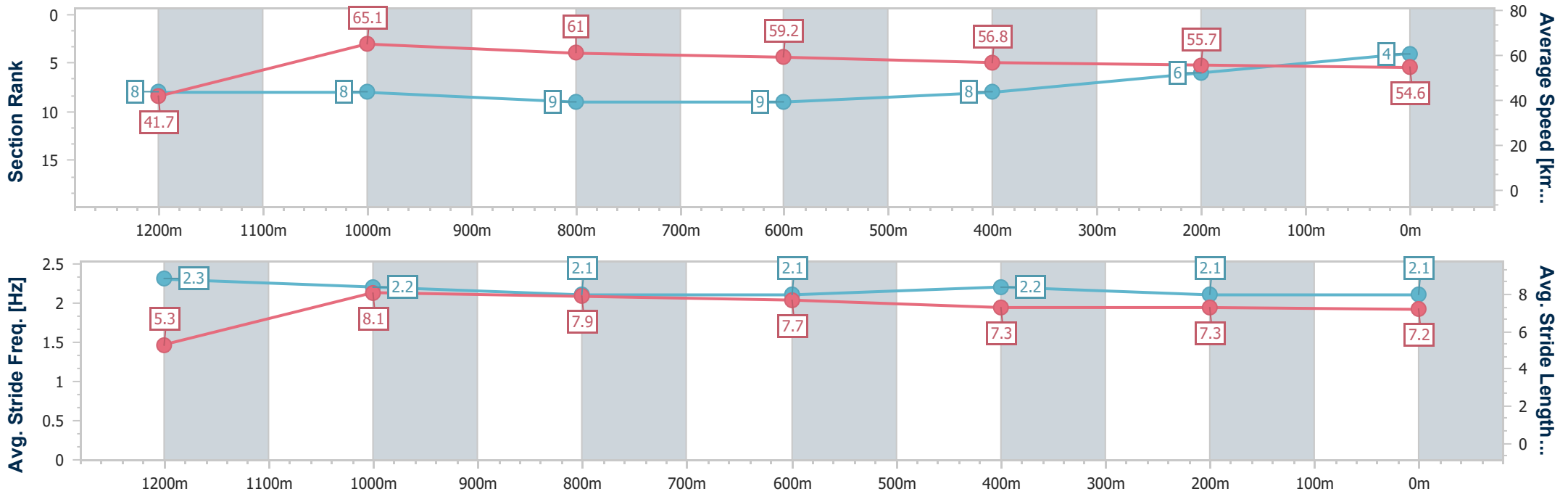
Toowoomba QLD Professional
Race 3: FOCUS HR Maiden Handicap - 1300m



28 March 2024 - 15:53

Track Rating: Soft 7, Weather: Fine, Rail Position: True

Section	Overall	1200m	1000m	800m	600m	400m	200m
Section Times	1:22.95 [4] (0:08.64)	1:14.31 [8] (0:11.09)	1:03.22 [8] (0:11.99)	0:51.23 [9] (0:12.21)	0:39.02 [9] (0:12.78)	0:26.24 [8] (0:13.06)	0:13.18 [6] (0:13.18)
Average Speed [km/h]	41.7	65.1	61.0	59.2	56.8	55.7	54.6
Top Speed [km/h]	63.4	66.4	63.1	59.8	58.9	56.5	56.5
Avg. Dist. to Rail [m]	12.5	6.4	4.0	1.4	1.6	3.4	7.4
Avg. Stride Freq. [Hz]	2.3	2.2	2.1	2.1	2.2	2.1	2.1
Avg. Stride Length [m]	5.3	8.1	7.9	7.7	7.3	7.3	7.2



- [] Ranking at each section and finish
- .-.- No data available at this section
- NA No data available



Horse/Jockey Name	Here To Give
Final Rank	5
Fastest Section Time (Section)	0:08.95 (Overall)
Top Speed [km/h] (Section)	65.4 (1200m)
Race State	Finished



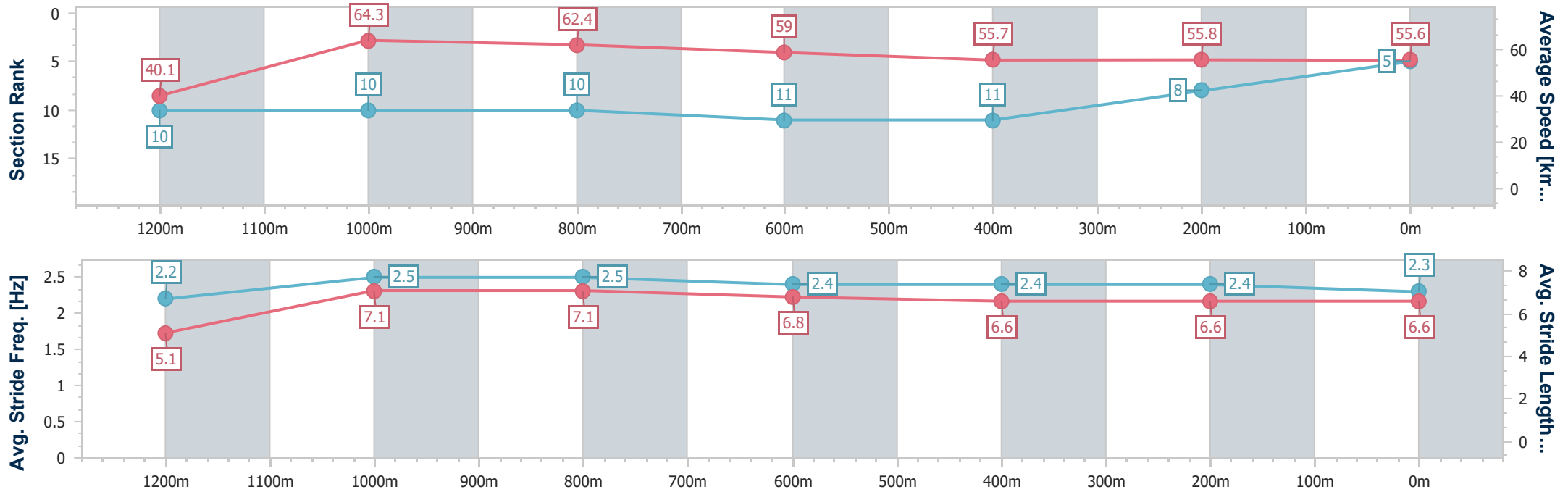
Toowoomba QLD Professional
Race 3: FOCUS HR Maiden Handicap - 1300m



28 March 2024 - 15:53

Track Rating: Soft 7, Weather: Fine, Rail Position: True

Section	Overall	1200m	1000m	800m	600m	400m	200m
Section Times	1:22.96 [5] (0:08.95)	1:14.01 [10] (0:11.26)	1:02.75 [10] (0:11.68)	0:51.07 [10] (0:12.21)	0:38.86 [11] (0:12.95)	0:25.91 [11] (0:13.00)	0:12.91 [8] (0:12.91)
Average Speed [km/h]	40.1	64.3	62.4	59.0	55.7	55.8	55.6
Top Speed [km/h]	61.0	65.4	65.0	60.5	58.2	56.8	56.1
Avg. Dist. to Rail [m]	13.0	5.2	3.5	0.9	0.6	2.2	4.2
Avg. Stride Freq. [Hz]	2.2	2.5	2.5	2.4	2.4	2.4	2.3
Avg. Stride Length [m]	5.1	7.1	7.1	6.8	6.6	6.6	6.6



- [] Ranking at each section and finish
- .-.- No data available at this section
- NA No data available



Horse/Jockey Name	Makin' Statements
Final Rank	6
Fastest Section Time (Section)	0:08.69 (Overall)
Top Speed [km/h] (Section)	70.1 (1200m)
Race State	Finished



Toowoomba QLD Professional

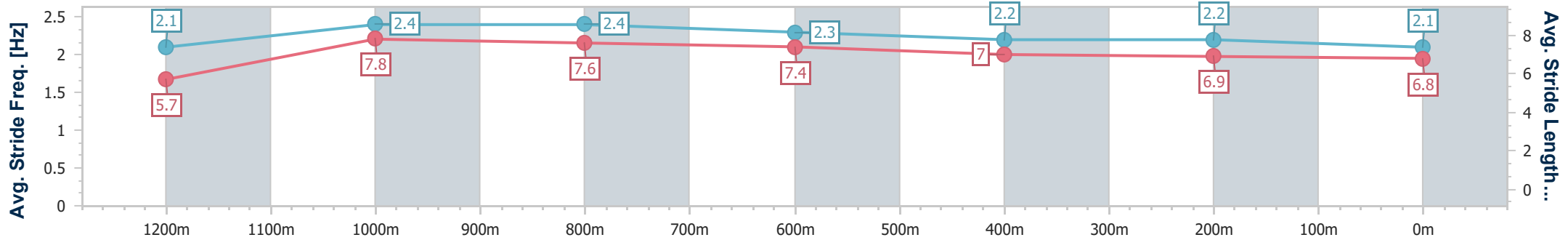
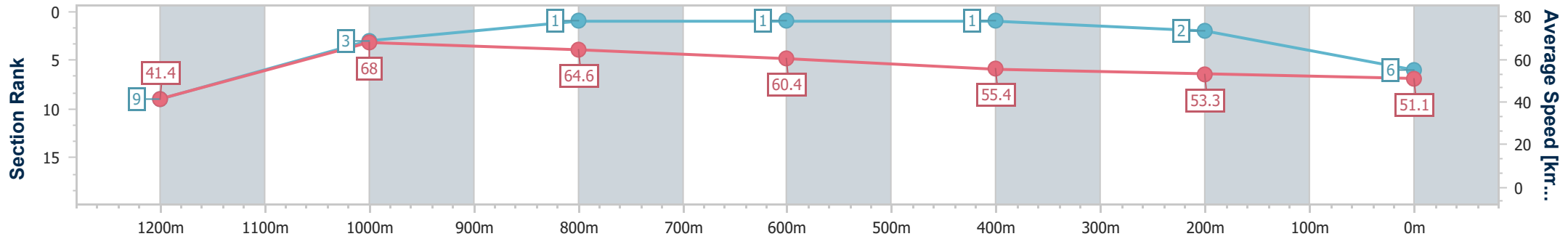
Race 3: FOCUS HR Maiden Handicap - 1300m

28 March 2024 - 15:53



Track Rating: Soft 7, Weather: Fine, Rail Position: True

Section	Overall	1200m	1000m	800m	600m	400m	200m
Section Times	1:23.24 [6] (0:08.69)	1:14.55 [9] (0:10.69)	1:03.86 [3] (0:11.33)	0:52.53 [1] (0:12.06)	0:40.47 [1] (0:12.98)	0:27.49 [1] (0:13.42)	0:14.07 [2] (0:14.07)
Average Speed [km/h]	41.4	68.0	64.6	60.4	55.4	53.3	51.1
Top Speed [km/h]	65.0	70.1	66.5	63.1	58.1	53.9	52.7
Avg. Dist. to Rail [m]	15.5	10.1	6.2	2.0	0.7	1.2	0.4
Avg. Stride Freq. [Hz]	2.1	2.4	2.4	2.3	2.2	2.2	2.1
Avg. Stride Length [m]	5.7	7.8	7.6	7.4	7.0	6.9	6.8



- [] Ranking at each section and finish
- .-.- No data available at this section
- NA No data available



Horse/Jockey Name	Ready To Boom
Final Rank	7
Fastest Section Time (Section)	0:08.34 (Overall)
Top Speed [km/h] (Section)	68.6 (1200m)
Race State	Finished



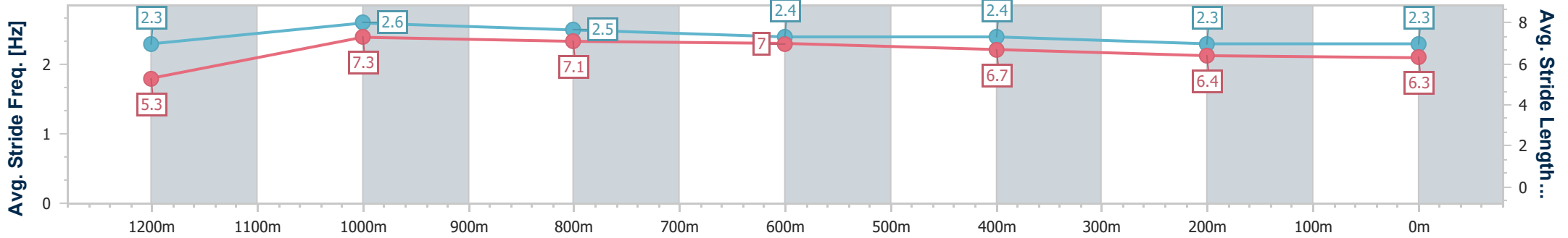
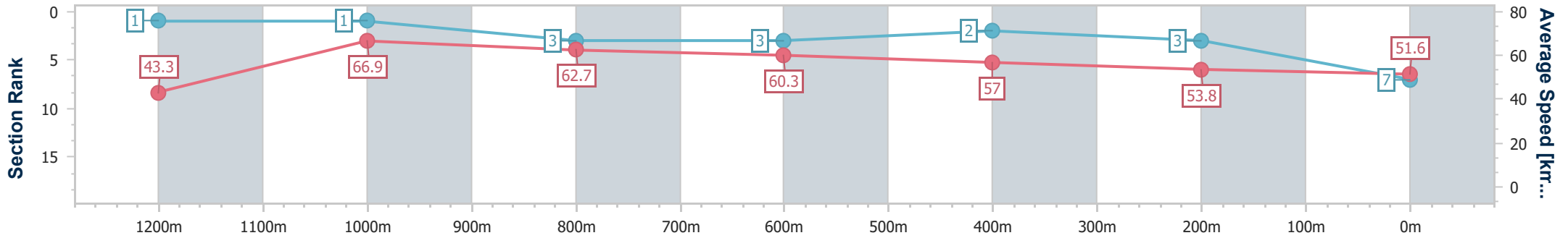
Toowoomba QLD Professional
Race 3: FOCUS HR Maiden Handicap - 1300m



28 March 2024 - 15:53

Track Rating: Soft 7, Weather: Fine, Rail Position: True

Section	Overall	1200m	1000m	800m	600m	400m	200m
Section Times	1:23.27 [7] (0:08.34)	1:14.93 [1] (0:10.84)	1:04.09 [1] (0:11.63)	0:52.46 [3] (0:12.13)	0:40.33 [3] (0:12.84)	0:27.49 [2] (0:13.50)	0:13.99 [3] (0:13.99)
Average Speed [km/h]	43.3	66.9	62.7	60.3	57.0	53.8	51.6
Top Speed [km/h]	63.9	68.6	66.3	62.0	59.2	55.7	53.3
Avg. Dist. to Rail [m]	13.6	10.4	5.3	3.8	3.3	2.4	1.8
Avg. Stride Freq. [Hz]	2.3	2.6	2.5	2.4	2.4	2.3	2.3
Avg. Stride Length [m]	5.3	7.3	7.1	7.0	6.7	6.4	6.3



- [] Ranking at each section and finish
- .-.- No data available at this section
- NA No data available



Horse/Jockey Name	Stpeterscathedral
Final Rank	8
Fastest Section Time (Section)	0:09.08 (Overall)
Top Speed [km/h] (Section)	65.9 (1200m)
Race State	Finished



Toowoomba QLD Professional

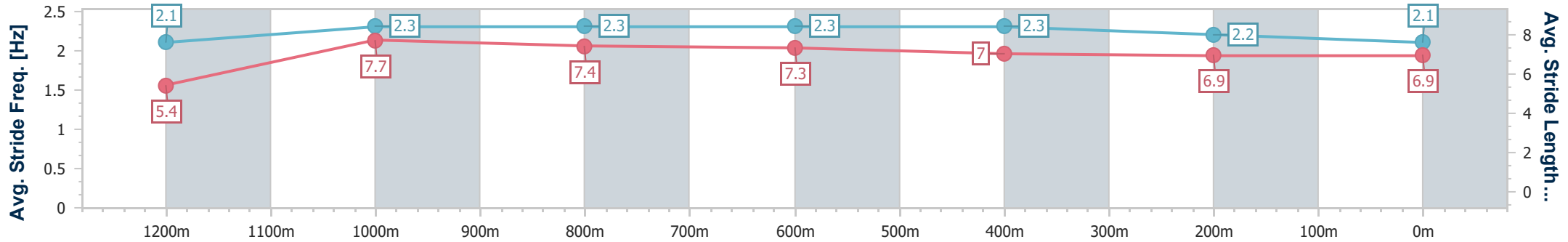
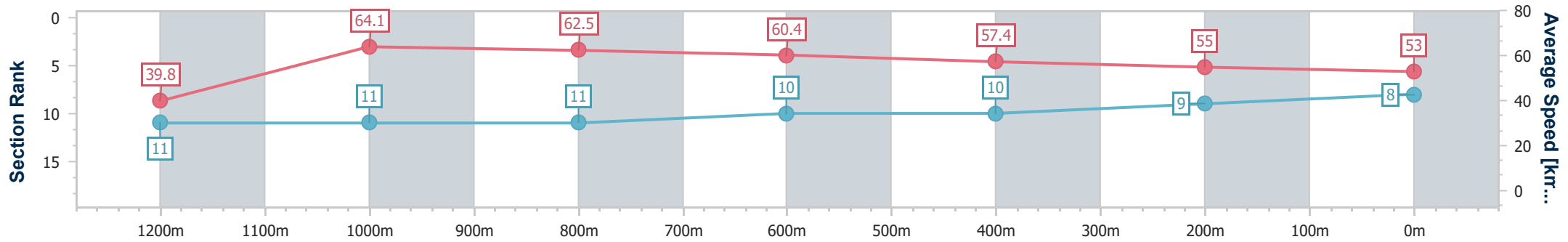
Race 3: FOCUS HR Maiden Handicap - 1300m

28 March 2024 - 15:53



Track Rating: Soft 7, Weather: Fine, Rail Position: True

Section	Overall	1200m	1000m	800m	600m	400m	200m
Section Times	1:23.69 [8] (0:09.08)	1:14.61 [11] (0:11.24)	1:03.37 [11] (0:11.74)	0:51.63 [11] (0:12.02)	0:39.61 [10] (0:12.66)	0:26.95 [10] (0:13.40)	0:13.55 [9] (0:13.55)
Average Speed [km/h]	39.8	64.1	62.5	60.4	57.4	55.0	53.0
Top Speed [km/h]	61.2	65.9	64.8	61.2	60.5	55.3	54.2
Avg. Dist. to Rail [m]	9.5	6.3	4.4	2.4	2.6	5.2	6.8
Avg. Stride Freq. [Hz]	2.1	2.3	2.3	2.3	2.3	2.2	2.1
Avg. Stride Length [m]	5.4	7.7	7.4	7.3	7.0	6.9	6.9



- [] Ranking at each section and finish
- .-.- No data available at this section
- NA No data available



Horse/Jockey Name	Jenni Moreese
Final Rank	9
Fastest Section Time (Section)	0:08.49 (Overall)
Top Speed [km/h] (Section)	67.5 (1200m)
Race State	Finished



Toowoomba QLD Professional

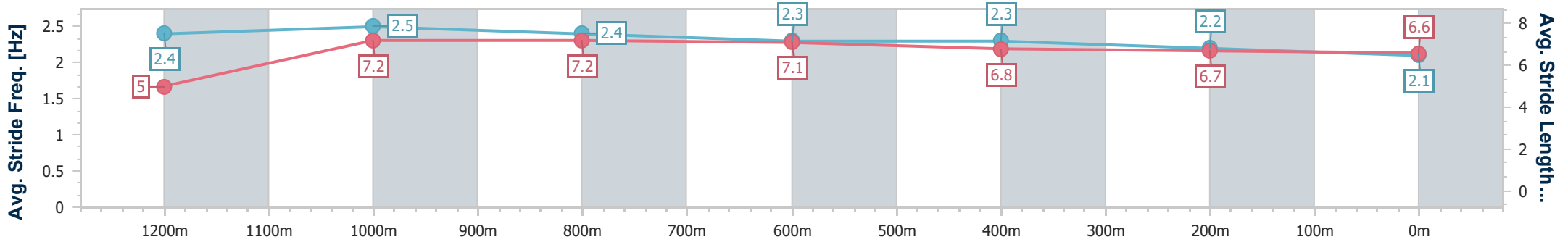
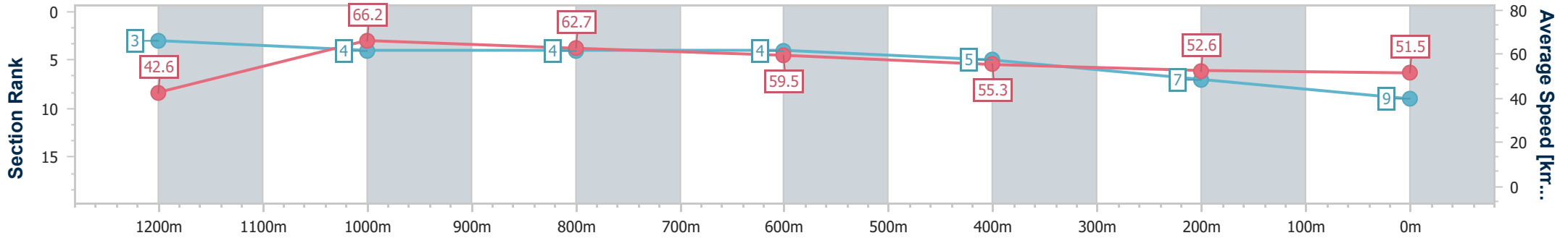
Race 3: FOCUS HR Maiden Handicap - 1300m

28 March 2024 - 15:53

Track Rating: Soft 7, Weather: Fine, Rail Position: True



Section	Overall	1200m	1000m	800m	600m	400m	200m
Section Times	1:23.93 [9] (0:08.49)	1:15.44 [3] (0:10.91)	1:04.53 [4] (0:11.60)	0:52.93 [4] (0:12.17)	0:40.76 [4] (0:13.08)	0:27.68 [5] (0:13.71)	0:13.97 [7]
Average Speed [km/h]	42.6	66.2	62.7	59.5	55.3	52.6	51.5
Top Speed [km/h]	64.3	67.5	65.0	61.1	58.6	53.3	52.4
Avg. Dist. to Rail [m]	6.9	4.8	3.1	1.7	1.4	0.8	2.0
Avg. Stride Freq. [Hz]	2.4	2.5	2.4	2.3	2.3	2.2	2.1
Avg. Stride Length [m]	5.0	7.2	7.2	7.1	6.8	6.7	6.6



- [] Ranking at each section and finish
- .-.- No data available at this section
- NA No data available



Horse/Jockey Name	Paper Cowboy
Final Rank	10
Fastest Section Time (Section)	0:08.57 (Overall)
Top Speed [km/h] (Section)	66.5 (1200m)
Race State	Finished



Toowoomba QLD Professional

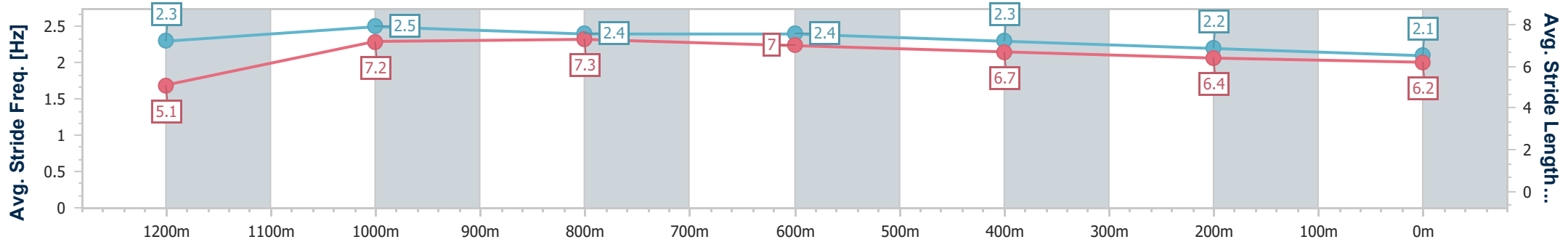
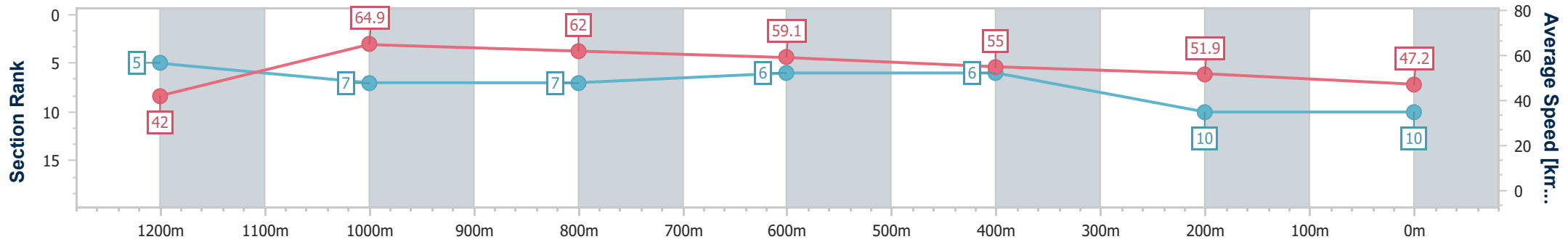
Race 3: FOCUS HR Maiden Handicap - 1300m

28 March 2024 - 15:53



Track Rating: Soft 7, Weather: Fine, Rail Position: True

Section	Overall	1200m	1000m	800m	600m	400m	200m
Section Times	1:25.66 [10] (0:08.57)	1:17.09 [5] (0:11.10)	1:05.99 [7] (0:11.70)	0:54.29 [7] (0:12.19)	0:42.10 [6] (0:13.00)	0:29.10 [6] (0:13.82)	0:15.28 [10] (0:15.28)
Average Speed [km/h]	42.0	64.9	62.0	59.1	55.0	51.9	47.2
Top Speed [km/h]	66.1	66.5	64.0	60.7	58.1	54.2	51.4
Avg. Dist. to Rail [m]	4.2	2.4	1.5	0.7	1.3	0.6	1.2
Avg. Stride Freq. [Hz]	2.3	2.5	2.4	2.4	2.3	2.2	2.1
Avg. Stride Length [m]	5.1	7.2	7.3	7.0	6.7	6.4	6.2



- [] Ranking at each section and finish
- .-.- No data available at this section
- NA No data available



Horse/Jockey Name	Westoak
Final Rank	11
Fastest Section Time (Section)	0:08.53 (Overall)
Top Speed [km/h] (Section)	68.3 (1200m)
Race State	Finished



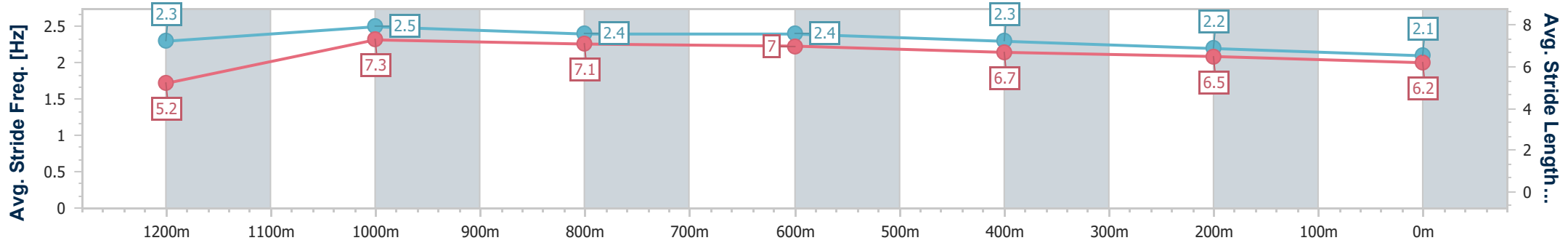
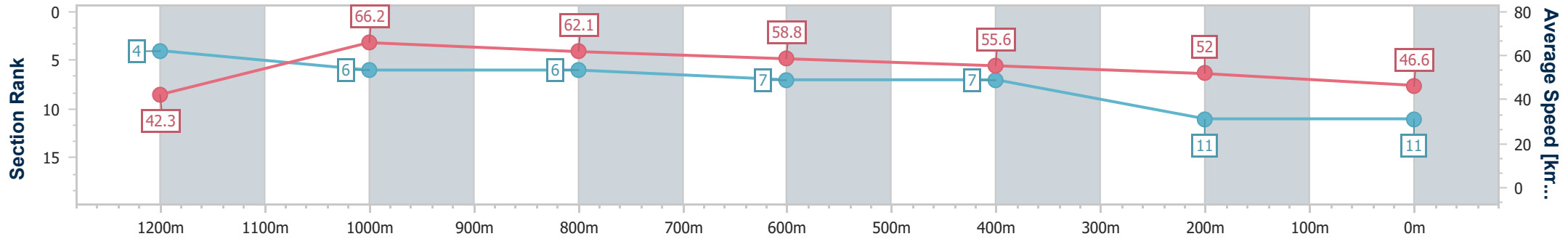
Toowoomba QLD Professional
Race 3: FOCUS HR Maiden Handicap - 1300m



28 March 2024 - 15:53

Track Rating: Soft 7, Weather: Fine, Rail Position: True

Section	Overall	1200m	1000m	800m	600m	400m	200m
Section Times	1:25.86 [11] (0:08.53)	1:17.33 [4] (0:10.94)	1:06.39 [6] (0:11.75)	0:54.64 [6] (0:12.35)	0:42.29 [7] (0:13.03)	0:29.26 [7] (0:13.86)	0:15.40 [11] (0:15.40)
Average Speed [km/h]	42.3	66.2	62.1	58.8	55.6	52.0	46.6
Top Speed [km/h]	65.0	68.3	64.2	60.8	59.1	53.7	51.8
Avg. Dist. to Rail [m]	8.6	6.7	5.0	1.6	1.4	0.5	0.8
Avg. Stride Freq. [Hz]	2.3	2.5	2.4	2.4	2.3	2.2	2.1
Avg. Stride Length [m]	5.2	7.3	7.1	7.0	6.7	6.5	6.2



- [] Ranking at each section and finish
- .-.- No data available at this section
- NA No data available



Horse/Jockey Name	Storm The Beach
Final Rank	12
Fastest Section Time (Section)	0:09.34 (Overall)
Top Speed [km/h] (Section)	65.0 (1200m)
Race State	Finished



Toowoomba QLD Professional

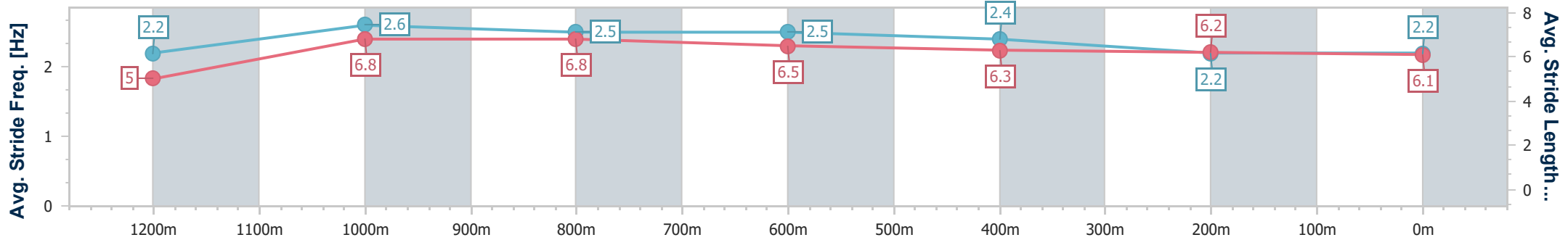
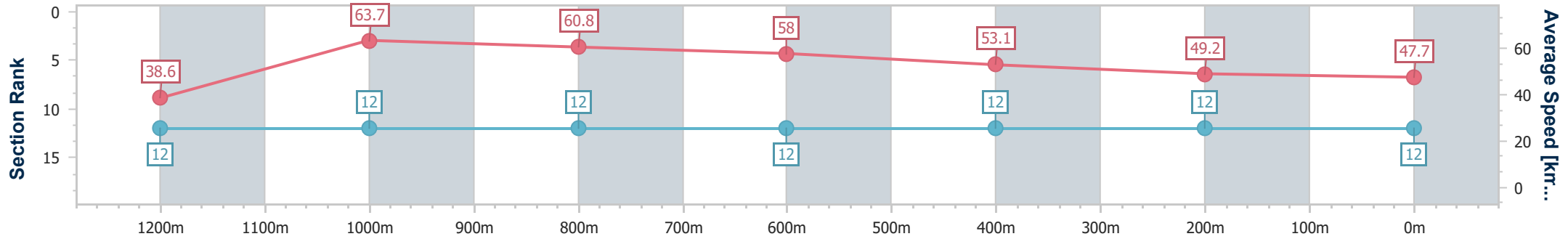
Race 3: FOCUS HR Maiden Handicap - 1300m

28 March 2024 - 15:53

Track Rating: Soft 7, Weather: Fine, Rail Position: True



Section	Overall	1200m	1000m	800m	600m	400m	200m
Section Times	1:28.39 [12] (0:09.34)	1:19.05 [12] (0:11.36)	1:07.69 [12] (0:11.97)	0:55.72 [12] (0:12.49)	0:43.23 [12] (0:13.53)	0:29.70 [12] (0:14.58)	0:15.12 [12] (0:15.12)
Average Speed [km/h]	38.6	63.7	60.8	58.0	53.1	49.2	47.7
Top Speed [km/h]	60.0	65.0	63.7	59.4	57.1	50.7	49.8
Avg. Dist. to Rail [m]	13.0	8.8	4.7	1.1	0.7	0.6	0.5
Avg. Stride Freq. [Hz]	2.2	2.6	2.5	2.5	2.4	2.2	2.2
Avg. Stride Length [m]	5.0	6.8	6.8	6.5	6.3	6.2	6.1



- [] Ranking at each section and finish
- .-.- No data available at this section
- NA No data available



Toowoomba QLD Professional
Race 4: GERRY BROWN'S SHELVING & STORAGE Class 1 Handicap - 870m
28 March 2024 - 16:29



Track Rating: Soft 7, Weather: Fine, Rail Position: True

Section										Last 600m			
Field Times		Overall	800m	600m	400m	200m							
		0:51.21 (0:05.90)	0:45.31 (0:10.98)	0:34.33 (0:11.36)	0:22.97 (0:11.39)	0:11.58 (0:11.58)	0:34.33						
Rank	TAB	Horse/Jockey	Barrier	Top Speed [km/h]	Fastest Section						Margin	Distance Travelled [m]	
1	4	I AM A MARVEL Noel Callow	4	68.3 800m	0:06.19 Overall	0:51.21 [1] (0:06.19)	0:45.02 [4] (0:10.99)	0:34.03 [5] (0:11.34)	0:22.69 [7] (0:11.27)	0:11.42 [3] (0:11.42)	0:51.21	0:34.03	
2	10	TISANI EMPEROR Nozi Tomizawa	10	67.2 800m	0:06.00 Overall	0:51.25 [2] (0:06.00)	0:45.25 [2] (0:10.98)	0:34.27 [3] (0:11.26)	0:23.01 [1] (0:11.39)	0:11.62 [1] (0:11.62)	0.2L	0:34.27	-2
3	9	DEAR PRUDENCE Angela Jones	9	70.5 800m	0:06.53 Overall	0:51.62 [3] (0:06.53)	0:45.09 [11] (0:10.63)	0:34.46 [4] (0:11.19)	0:23.27 [4] (0:11.36)	0:11.91 [2] (0:11.91)	2.2L	0:34.46	+6
4	5	TRICKETEER Taylor Marshall	5	67.2 800m	0:06.20 Overall	0:51.86 [4] (0:06.20)	0:45.66 [5] (0:11.01)	0:34.65 [7] (0:11.45)	0:23.20 [8] (0:11.50)	0:11.70 [8] (0:11.70)	3.5L	0:34.65	+2
5	7	INATICK Les Tilley	7	67.6 800m	0:05.90 Overall	0:51.90 [5] (0:05.90)	0:46.00 [1] (0:11.06)	0:34.94 [2] (0:11.37)	0:23.57 [3] (0:11.72)	0:11.85 [6] (0:11.85)	3.7L	0:34.94	+7
6	12	SUPER EXCEPTIONAL Alisha Donald	12	68.4 800m	0:06.43 Overall	0:52.07 [6] (0:06.43)	0:45.64 [10] (0:10.82)	0:34.82 [8] (0:11.12)	0:23.70 [5] (0:11.61)	0:12.09 [4] (0:12.09)	4.7L	0:34.82	+5
7	15	MY MOSES Melea Castle	15	65.5 800m	0:06.24 Overall	0:52.20 [7] (0:06.24)	0:45.96 [6] (0:11.17)	0:34.79 [9] (0:11.41)	0:23.38 [10] (0:11.61)	0:11.77 [9] (0:11.77)	5.2L	0:34.79	-2
8	13	RED NEBULA Stacey Callow	13	65.2 800m	0:06.38 Overall	0:52.41 [8] (0:06.38)	0:46.03 [9] (0:11.26)	0:34.77 [11] (0:11.46)	0:23.31 [11] (0:11.47)	0:11.84 [10] (0:11.84)	6.5L	0:34.77	+1
9	3	EXTREMAARTY Micheal Hellyer	3	68.4 800m	0:06.26 Overall	0:52.49 [9] (0:06.26)	0:46.23 [7] (0:10.92)	0:35.31 [6] (0:11.28)	0:24.03 [6] (0:11.56)	0:12.47 [5] (0:12.47)	6.9L	0:35.31	+9
10	14	CALICO COUNTY Karl Zechner	14	66.9 800m	0:06.34 Overall	0:52.82 [10] (0:06.34)	0:46.48 [8] (0:11.15)	0:35.33 [10] (0:11.32)	0:24.01 [9] (0:11.88)	0:12.13 [11] (0:12.13)	8.7L	0:35.33	+2

Scratched: Chisum (#2), Smiling Zac (#8), Gulf Country (#1), Hardness (#6)

[] Ranking at each section and finish
 -:-:- No data available at this section
 NA No data available
 SCN Saddle cloth number
 DNF Did not finish
 DNT Did not track



Toowoomba QLD Professional

Race 4: GERRY BROWN'S SHELVING & STORAGE Class 1 Handicap - 870m

28 March 2024 - 16:29



Track Rating: Soft 7, Weather: Fine, Rail Position: True

Section	Overall	800m	600m	400m	200m	Last 600m
Field Times	0:51.21 (0:05.90)	0:45.31 (0:10.98)	0:34.33 (0:11.36)	0:22.97 (0:11.39)	0:11.58 (0:11.58)	0:34.33

Rank	TAB	Horse/Jockey	Barrier	Top Speed [km/h]	Fastest Section	Margin	Distance Travelled [m]
11	11	ARABIAN FOX	11	67.8	0:06.03	9.2L	+4
		Olivia Webb		600m	Overall		
					0:52.91 [11] (0:06.03)		
					0:46.88 [3] (0:10.85)		
					0:36.03 [1] (0:11.45)		
					0:24.58 [2] (0:11.82)		
					0:12.76 [7] (0:12.76)		

Scratched: Chisum (#2), Smiling Zac (#8), Gulf Country (#1), Hardness (#6)



Horse/Jockey Name	I Am A Marvel
Final Rank	1
Fastest Section Time (Section)	0:06.19 (Overall)
Top Speed [km/h] (Section)	68.3 (800m)
Race State	Finished



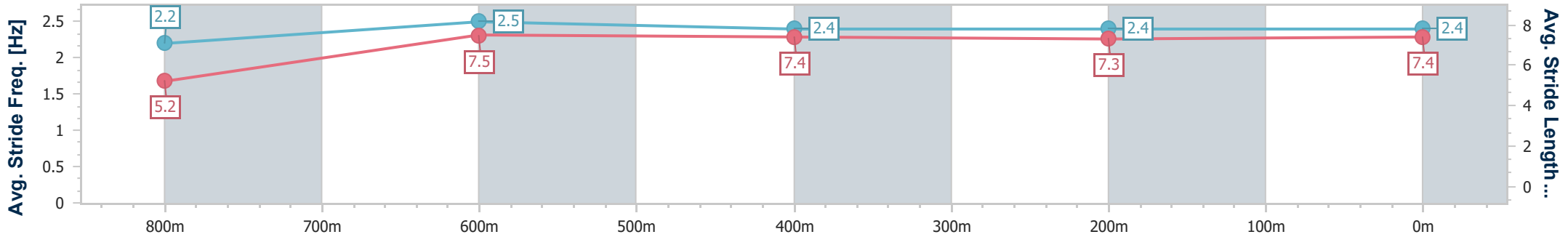
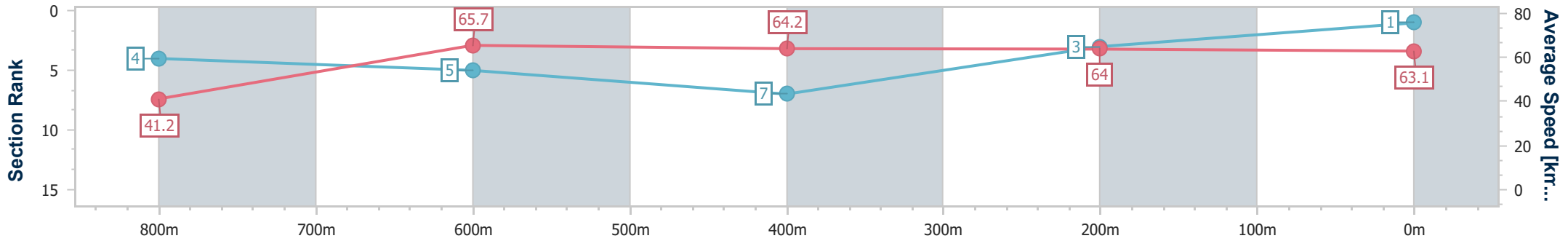
Toowoomba QLD Professional
Race 4: GERRY BROWN'S SHELVING & STORAGE Class 1
Handicap - 870m



28 March 2024 - 16:29

Track Rating: Soft 7, Weather: Fine, Rail Position: True

Section	Overall	800m	600m	400m	200m
Section Times	0:51.21 [1] (0:06.19)	0:45.02 [4] (0:10.99)	0:34.03 [5] (0:11.34)	0:22.69 [7] (0:11.27)	0:11.42 [3] (0:11.42)
Average Speed [km/h]	41.2	65.7	64.2	64.0	63.1
Top Speed [km/h]	60.6	68.3	66.1	65.6	64.4
Avg. Dist. to Rail [m]	3.4	3.4	1.9	0.7	1.8
Avg. Stride Freq. [Hz]	2.2	2.5	2.4	2.4	2.4
Avg. Stride Length [m]	5.2	7.5	7.4	7.3	7.4



- [] Ranking at each section and finish
- .-.- No data available at this section
- NA No data available



Horse/Jockey Name	Tisani Emperor
Final Rank	2
Fastest Section Time (Section)	0:06.00 (Overall)
Top Speed [km/h] (Section)	67.2 (800m)
Race State	Finished



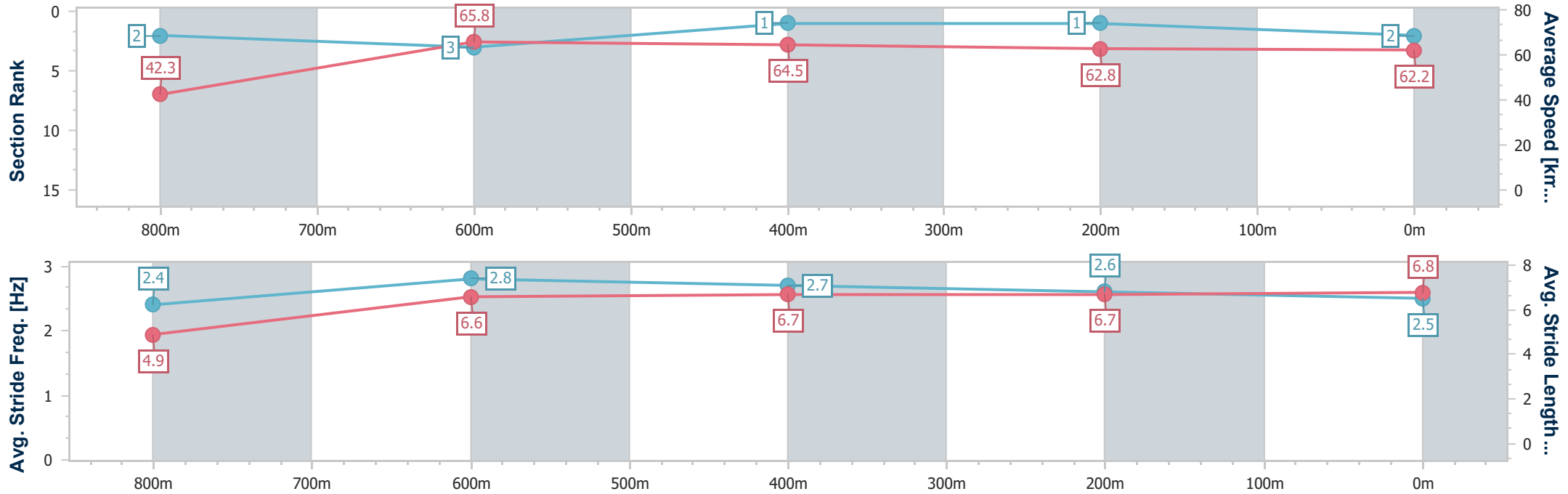
Toowoomba QLD Professional
Race 4: GERRY BROWN'S SHELVING & STORAGE Class 1
Handicap - 870m



28 March 2024 - 16:29

Track Rating: Soft 7, Weather: Fine, Rail Position: True

Section	Overall	800m	600m	400m	200m
Section Times	0:51.25 [2] (0:06.00)	0:45.25 [2] (0:10.98)	0:34.27 [3] (0:11.26)	0:23.01 [1] (0:11.39)	0:11.62 [1] (0:11.62)
Average Speed [km/h]	42.3	65.8	64.5	62.8	62.2
Top Speed [km/h]	62.3	67.2	66.9	64.0	63.3
Avg. Dist. to Rail [m]	3.7	3.3	1.1	0.7	0.4
Avg. Stride Freq. [Hz]	2.4	2.8	2.7	2.6	2.5
Avg. Stride Length [m]	4.9	6.6	6.7	6.7	6.8



- [] Ranking at each section and finish
- .-.- No data available at this section
- NA No data available



Horse/Jockey Name	Dear Prudence
Final Rank	3
Fastest Section Time (Section)	0:06.53 (Overall)
Top Speed [km/h] (Section)	70.5 (800m)
Race State	Finished



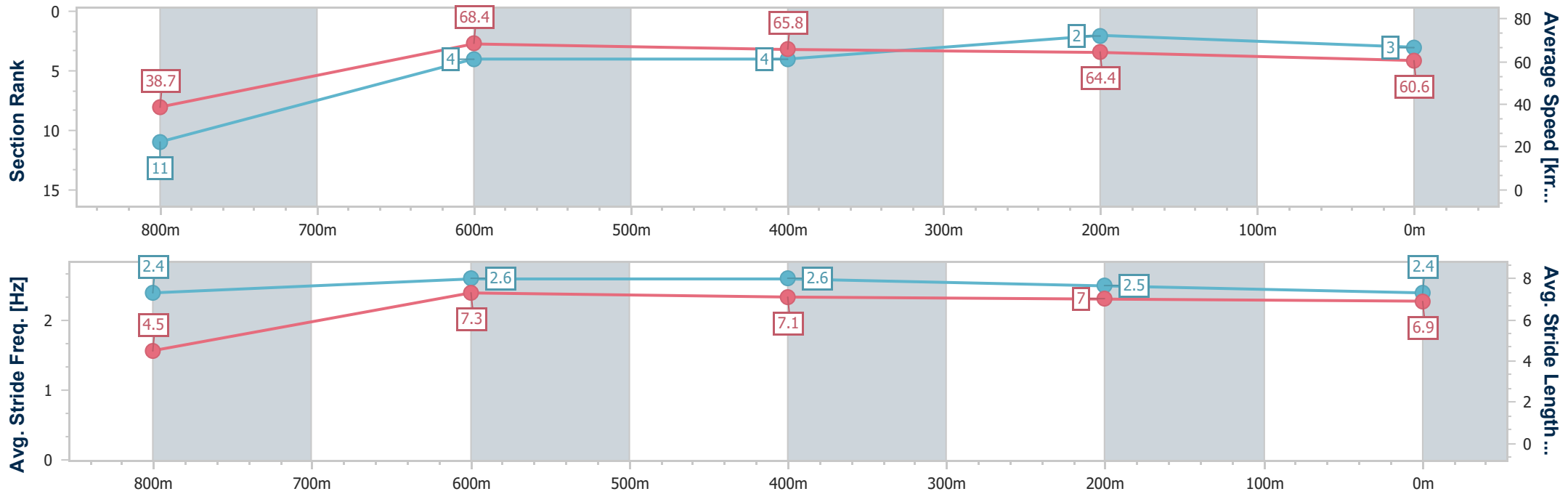
Toowoomba QLD Professional
Race 4: GERRY BROWN'S SHELVING & STORAGE Class 1
Handicap - 870m



28 March 2024 - 16:29

Track Rating: Soft 7, Weather: Fine, Rail Position: True

Section	Overall	800m	600m	400m	200m
Section Times	0:51.62 [3] (0:06.53)	0:45.09 [11] (0:10.63)	0:34.46 [4] (0:11.19)	0:23.27 [4] (0:11.36)	0:11.91 [2] (0:11.91)
Average Speed [km/h]	38.7	68.4	65.8	64.4	60.6
Top Speed [km/h]	63.0	70.5	68.0	65.8	64.3
Avg. Dist. to Rail [m]	6.6	4.3	4.1	5.0	5.1
Avg. Stride Freq. [Hz]	2.4	2.6	2.6	2.5	2.4
Avg. Stride Length [m]	4.5	7.3	7.1	7.0	6.9



- [] Ranking at each section and finish
- .-.- No data available at this section
- NA No data available



Horse/Jockey Name	Tricketeer
Final Rank	4
Fastest Section Time (Section)	0:06.20 (Overall)
Top Speed [km/h] (Section)	67.2 (800m)
Race State	Finished



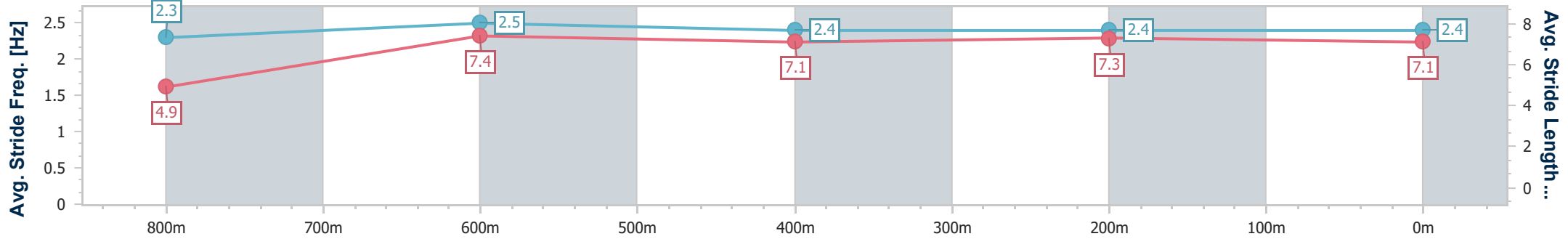
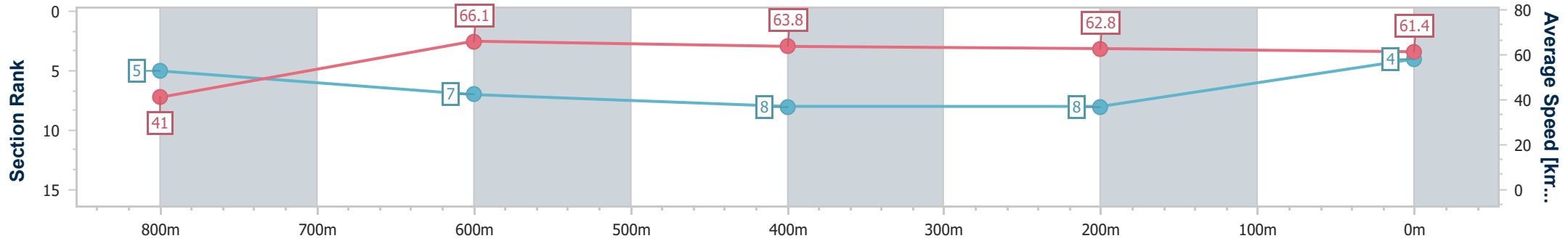
Toowoomba QLD Professional
Race 4: GERRY BROWN'S SHELVING & STORAGE Class 1
Handicap - 870m



28 March 2024 - 16:29

Track Rating: Soft 7, Weather: Fine, Rail Position: True

Section	Overall	800m	600m	400m	200m
Section Times	0:51.86 [4] (0:06.20)	0:45.66 [5] (0:11.01)	0:34.65 [7] (0:11.45)	0:23.20 [8] (0:11.50)	0:11.70 [8] (0:11.70)
Average Speed [km/h]	41.0	66.1	63.8	62.8	61.4
Top Speed [km/h]	62.3	67.2	67.1	63.5	63.2
Avg. Dist. to Rail [m]	6.8	4.9	2.8	0.6	0.6
Avg. Stride Freq. [Hz]	2.3	2.5	2.4	2.4	2.4
Avg. Stride Length [m]	4.9	7.4	7.1	7.3	7.1



- [] Ranking at each section and finish
- .-.- No data available at this section
- NA No data available



Horse/Jockey Name	Inatick
Final Rank	5
Fastest Section Time (Section)	0:05.90 (Overall)
Top Speed [km/h] (Section)	67.6 (800m)
Race State	Finished



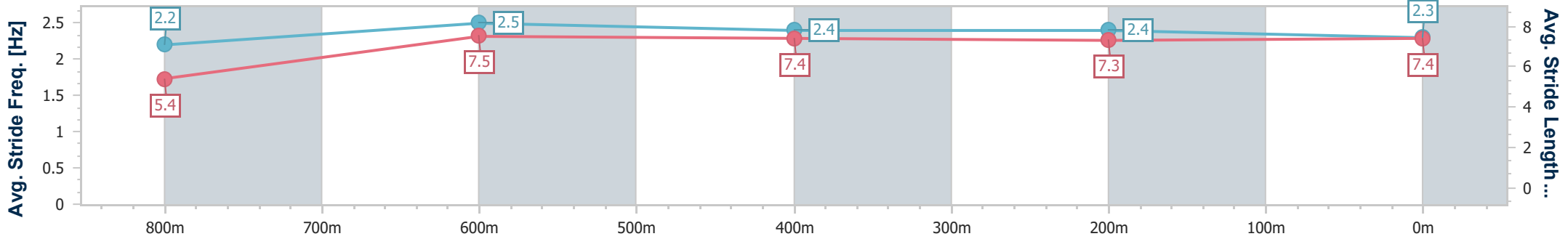
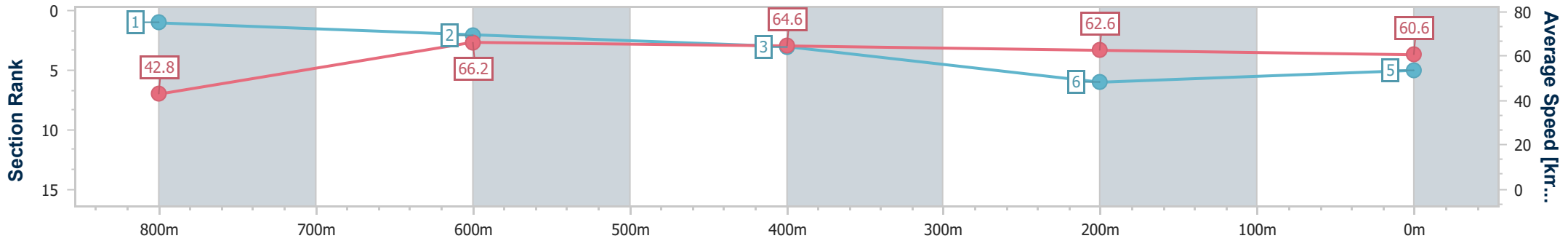
Toowoomba QLD Professional
Race 4: GERRY BROWN'S SHELVING & STORAGE Class 1
Handicap - 870m



28 March 2024 - 16:29

Track Rating: Soft 7, Weather: Fine, Rail Position: True

Section	Overall	800m	600m	400m	200m
Section Times	0:51.90 [5] (0:05.90)	0:46.00 [1] (0:11.06)	0:34.94 [2] (0:11.37)	0:23.57 [3] (0:11.72)	0:11.85 [6] (0:11.85)
Average Speed [km/h]	42.8	66.2	64.6	62.6	60.6
Top Speed [km/h]	62.5	67.6	66.8	63.5	62.0
Avg. Dist. to Rail [m]	8.7	6.9	4.4	4.6	4.7
Avg. Stride Freq. [Hz]	2.2	2.5	2.4	2.4	2.3
Avg. Stride Length [m]	5.4	7.5	7.4	7.3	7.4



- [] Ranking at each section and finish
- .-.- No data available at this section
- NA No data available



Horse/Jockey Name	Super Exceptional
Final Rank	6
Fastest Section Time (Section)	0:06.43 (Overall)
Top Speed [km/h] (Section)	68.4 (800m)
Race State	Finished



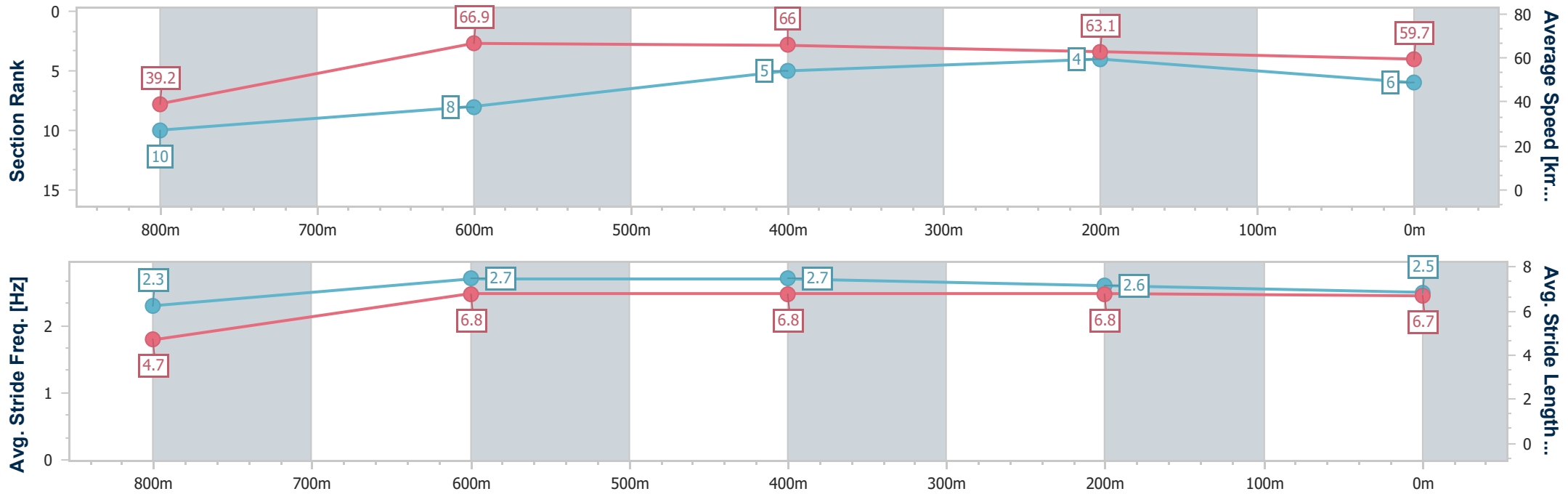
Toowoomba QLD Professional
Race 4: GERRY BROWN'S SHELVING & STORAGE Class 1
Handicap - 870m



28 March 2024 - 16:29

Track Rating: Soft 7, Weather: Fine, Rail Position: True

Section	Overall	800m	600m	400m	200m
Section Times	0:52.07 [6] (0:06.43)	0:45.64 [10] (0:10.82)	0:34.82 [8] (0:11.12)	0:23.70 [5] (0:11.61)	0:12.09 [4] (0:12.09)
Average Speed [km/h]	39.2	66.9	66.0	63.1	59.7
Top Speed [km/h]	61.9	68.4	68.3	64.5	60.6
Avg. Dist. to Rail [m]	5.2	3.1	3.7	5.4	4.9
Avg. Stride Freq. [Hz]	2.3	2.7	2.7	2.6	2.5
Avg. Stride Length [m]	4.7	6.8	6.8	6.8	6.7



- [] Ranking at each section and finish
- .-.- No data available at this section
- NA No data available



Horse/Jockey Name	My Moses
Final Rank	7
Fastest Section Time (Section)	0:06.24 (Overall)
Top Speed [km/h] (Section)	65.5 (800m)
Race State	Finished



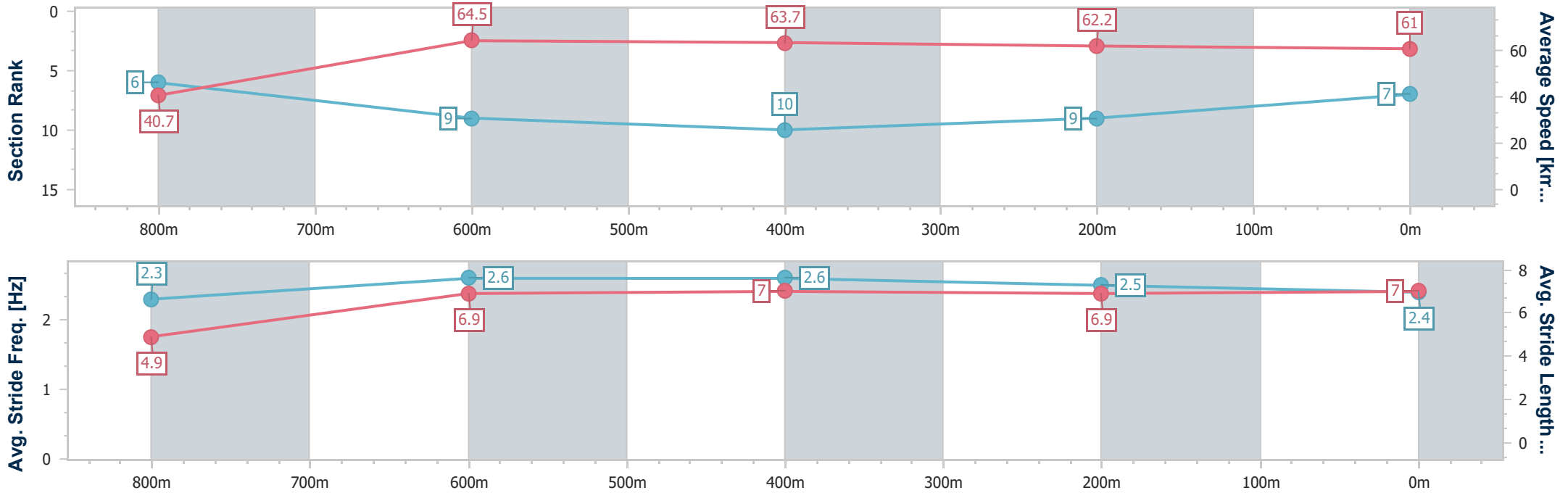
Toowoomba QLD Professional
Race 4: GERRY BROWN'S SHELVING & STORAGE Class 1
Handicap - 870m



28 March 2024 - 16:29

Track Rating: Soft 7, Weather: Fine, Rail Position: True

Section	Overall	800m	600m	400m	200m
Section Times	0:52.20 [7] (0:06.24)	0:45.96 [6] (0:11.17)	0:34.79 [9] (0:11.41)	0:23.38 [10] (0:11.61)	0:11.77 [9]
Average Speed [km/h]	40.7	64.5	63.7	62.2	61.0
Top Speed [km/h]	61.2	65.5	65.1	63.8	62.5
Avg. Dist. to Rail [m]	0.9	1.7	1.7	0.8	1.3
Avg. Stride Freq. [Hz]	2.3	2.6	2.6	2.5	2.4
Avg. Stride Length [m]	4.9	6.9	7.0	6.9	7.0



- [] Ranking at each section and finish
- .-.- No data available at this section
- NA No data available



Horse/Jockey Name	Red Nebula
Final Rank	8
Fastest Section Time (Section)	0:06.38 (Overall)
Top Speed [km/h] (Section)	65.2 (800m)
Race State	Finished



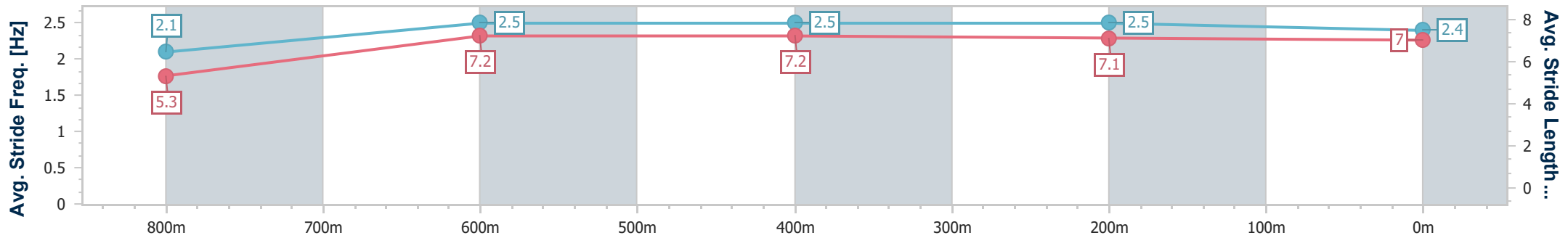
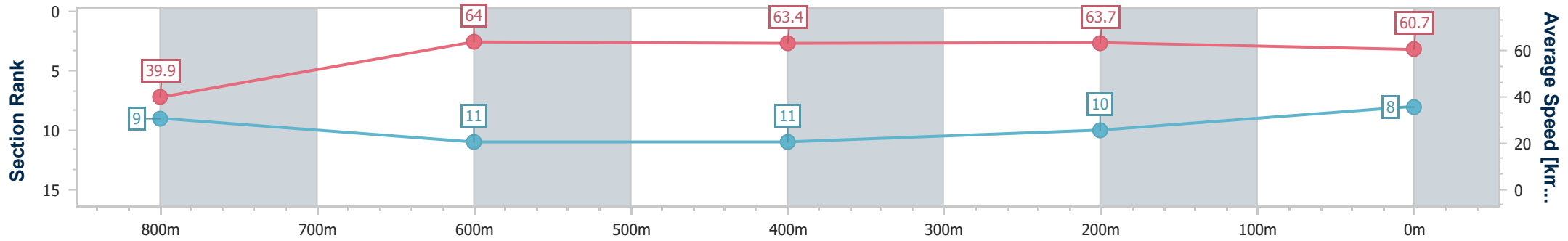
Toowoomba QLD Professional
Race 4: GERRY BROWN'S SHELVING & STORAGE Class 1
Handicap - 870m



28 March 2024 - 16:29

Track Rating: Soft 7, Weather: Fine, Rail Position: True

Section	Overall	800m	600m	400m	200m
Section Times	0:52.41 [8] (0:06.38)	0:46.03 [9] (0:11.26)	0:34.77 [11] (0:11.46)	0:23.31 [11] (0:11.47)	0:11.84 [10] (0:11.84)
Average Speed [km/h]	39.9	64.0	63.4	63.7	60.7
Top Speed [km/h]	60.5	65.2	64.5	64.8	63.6
Avg. Dist. to Rail [m]	4.4	2.8	1.1	4.8	5.8
Avg. Stride Freq. [Hz]	2.1	2.5	2.5	2.5	2.4
Avg. Stride Length [m]	5.3	7.2	7.2	7.1	7.0



- [] Ranking at each section and finish
- .-.- No data available at this section
- NA No data available



Horse/Jockey Name	Extremaarty
Final Rank	9
Fastest Section Time (Section)	0:06.26 (Overall)
Top Speed [km/h] (Section)	68.4 (800m)
Race State	Finished



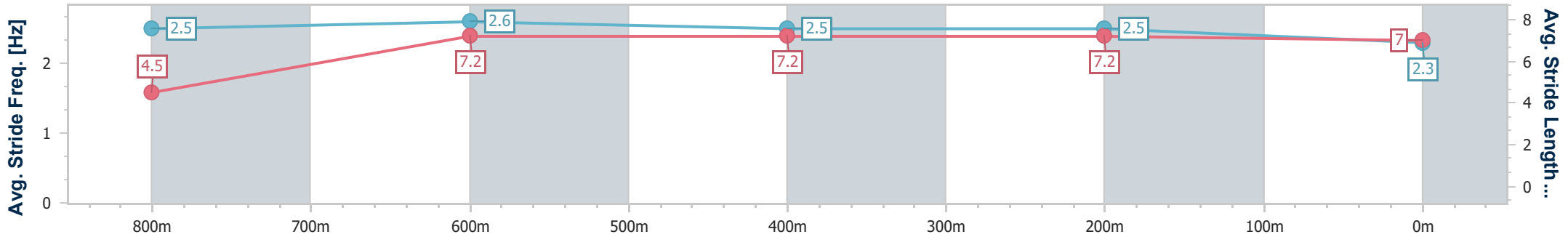
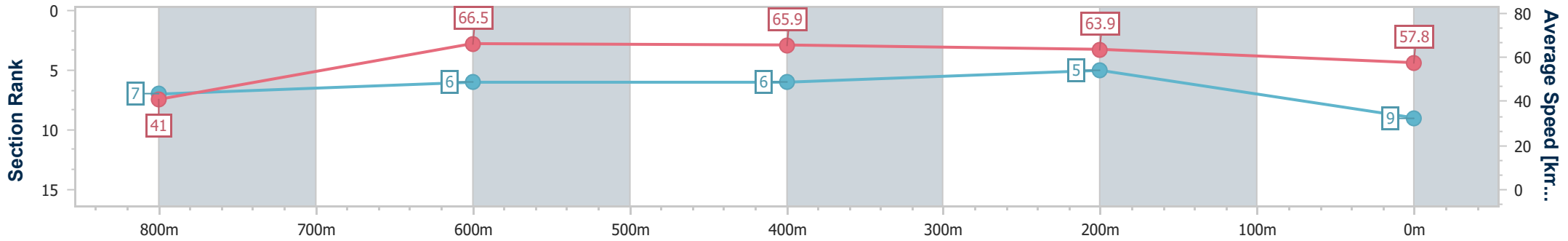
Toowoomba QLD Professional
Race 4: GERRY BROWN'S SHELVING & STORAGE Class 1
Handicap - 870m



28 March 2024 - 16:29

Track Rating: Soft 7, Weather: Fine, Rail Position: True

Section	Overall	800m	600m	400m	200m
Section Times	0:52.49 [9] (0:06.26)	0:46.23 [7] (0:10.92)	0:35.31 [6] (0:11.28)	0:24.03 [6] (0:11.56)	0:12.47 [5] (0:12.47)
Average Speed [km/h]	41.0	66.5	65.9	63.9	57.8
Top Speed [km/h]	62.9	68.4	68.0	65.1	61.3
Avg. Dist. to Rail [m]	10.0	6.9	6.1	7.4	6.4
Avg. Stride Freq. [Hz]	2.5	2.6	2.5	2.5	2.3
Avg. Stride Length [m]	4.5	7.2	7.2	7.2	7.0



- [] Ranking at each section and finish
- .-.- No data available at this section
- NA No data available



Horse/Jockey Name	Calico County
Final Rank	10
Fastest Section Time (Section)	0:06.34 (Overall)
Top Speed [km/h] (Section)	66.9 (800m)
Race State	Finished



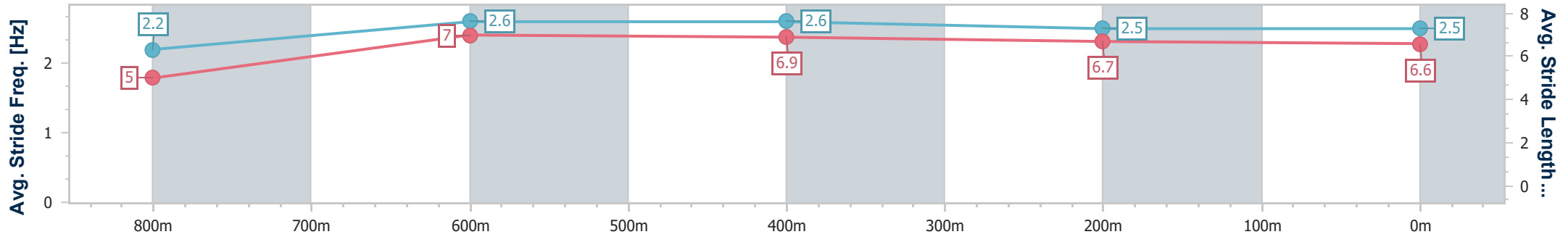
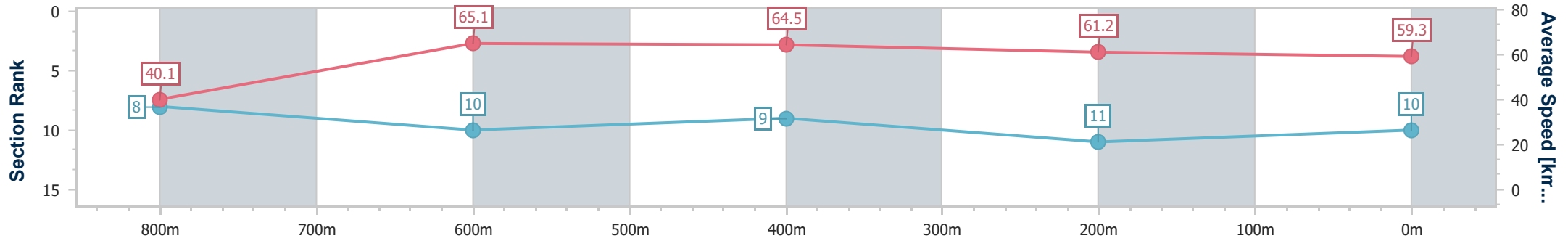
Toowoomba QLD Professional
Race 4: GERRY BROWN'S SHELVING & STORAGE Class 1
Handicap - 870m



28 March 2024 - 16:29

Track Rating: Soft 7, Weather: Fine, Rail Position: True

Section	Overall	800m	600m	400m	200m
Section Times	0:52.82 [10] (0:06.34)	0:46.48 [8] (0:11.15)	0:35.33 [10] (0:11.32)	0:24.01 [9] (0:11.88)	0:12.13 [11] (0:12.13)
Average Speed [km/h]	40.1	65.1	64.5	61.2	59.3
Top Speed [km/h]	58.4	66.9	66.5	62.7	61.5
Avg. Dist. to Rail [m]	6.1	4.5	3.1	2.2	3.2
Avg. Stride Freq. [Hz]	2.2	2.6	2.6	2.5	2.5
Avg. Stride Length [m]	5.0	7.0	6.9	6.7	6.6



- [] Ranking at each section and finish
- .-.- No data available at this section
- NA No data available



Horse/Jockey Name	Arabian Fox
Final Rank	11
Fastest Section Time (Section)	0:06.03 (Overall)
Top Speed [km/h] (Section)	67.8 (600m)
Race State	Finished



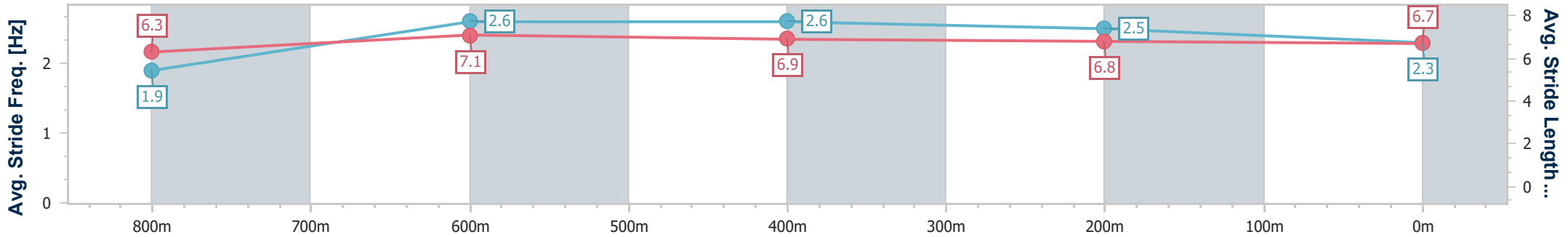
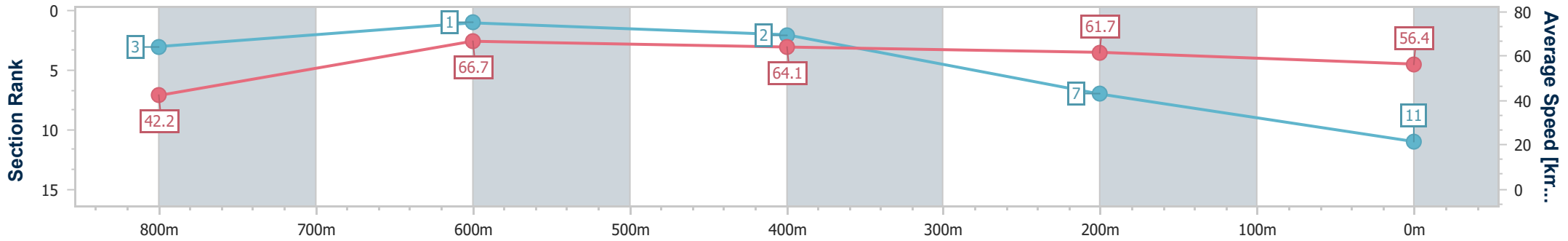
Toowoomba QLD Professional
Race 4: GERRY BROWN'S SHELVING & STORAGE Class 1
Handicap - 870m



28 March 2024 - 16:29

Track Rating: Soft 7, Weather: Fine, Rail Position: True

Section	Overall	800m	600m	400m	200m
Section Times	0:52.91 [11] (0:06.03)	0:46.88 [3] (0:10.85)	0:36.03 [1] (0:11.45)	0:24.58 [2] (0:11.82)	0:12.76 [7] (0:12.76)
Average Speed [km/h]	42.2	66.7	64.1	61.7	56.4
Top Speed [km/h]	62.0	67.6	67.8	62.8	59.9
Avg. Dist. to Rail [m]	4.4	4.0	3.8	2.5	1.7
Avg. Stride Freq. [Hz]	1.9	2.6	2.6	2.5	2.3
Avg. Stride Length [m]	6.3	7.1	6.9	6.8	6.7



- [] Ranking at each section and finish
- .-.- No data available at this section
- NA No data available



Toowoomba QLD Professional
Race 5: HIGHFIELDS BUILDER QTIS Three-Year-Old Maiden Plate - 1200m
28 March 2024 - 17:00



Track Rating: Soft 7, Weather: Fine, Rail Position: True

Section		Overall	1000m	800m	600m	400m	200m	Last 600m					
Field Times		1:15.20 (0:13.40)	1:01.80 (0:11.39)	0:50.41 (0:12.71)	0:37.70 (0:12.98)	0:24.72 (0:12.26)	0:12.46 (0:12.46)	0:37.70					
Rank	TAB Horse/Jockey	Barrier	Top Speed [km/h]	Fastest Section								Margin	Distance Travelled [m]
1	3 NOMIKAI Robbie Dolan	3	67.6 1000m	0:11.40 1000m	1:15.20 [1] (0:13.61)	1:01.59 [5] (0:11.40)	0:50.19 [3] (0:12.70)	0:37.49 [3] (0:12.81)	0:24.68 [2] (0:12.22)	0:12.46 [1] (0:12.46)	1:15.20	0:37.49	
2	15 SHOUTS ALL DAY Madeleine Wishart	15	64.8 1000m	0:11.43 1000m	1:15.46 [2] (0:14.10)	1:01.36 [10] (0:11.43)	0:49.93 [7] (0:12.31)	0:37.62 [5] (0:12.80)	0:24.82 [4] (0:12.26)	0:12.56 [2] (0:12.56)	1.5L	0:37.62	-1
3	18 TIPPED OFF Cejay Graham	18	65.1 Overall	0:11.68 1000m	1:15.53 [3] (0:13.82)	1:01.71 [6] (0:11.68)	0:50.03 [6] (0:12.65)	0:37.38 [8] (0:12.81)	0:24.57 [8] (0:12.51)	0:12.06 [7] (0:12.06)	1.8L	0:37.38	-13
4	16 SHE'S GOT LYRICS Angela Jones	16	65.0 Overall	0:11.68 1000m	1:15.59 [4] (0:14.02)	1:01.57 [9] (0:11.68)	0:49.89 [9] (0:12.63)	0:37.26 [9] (0:12.87)	0:24.39 [9] (0:12.31)	0:12.08 [8] (0:12.08)	2.1L	0:37.26	-2
5	12 SKIEDA Melea Castle	12	66.6 Overall	0:11.68 1000m	1:15.92 [5] (0:13.60)	1:02.32 [4] (0:11.68)	0:50.64 [5] (0:12.70)	0:37.94 [7] (0:12.96)	0:24.98 [7] (0:12.59)	0:12.39 [9] (0:12.39)	3.9L	0:37.94	-5
6	6 VITTHAL Nozi Tomizawa	6	68.1 Overall	0:11.39 1000m	1:15.95 [6] (0:13.40)	1:02.55 [1] (0:11.39)	0:51.16 [1] (0:12.71)	0:38.45 [1] (0:12.98)	0:25.47 [1] (0:12.49)	0:12.98 [3] (0:12.98)	4.1L	0:38.45	-6
7	17 ALMOST EVEN Les Tilley	17	67.2 1000m	0:11.57 1000m	1:15.98 [7] (0:13.43)	1:02.55 [2] (0:11.57)	0:50.98 [2] (0:12.67)	0:38.31 [2] (0:12.96)	0:25.35 [3] (0:12.49)	0:12.86 [4] (0:12.86)	4.3L	0:38.31	-3
8	8 DOONA Jason Taylor	8	65.0 Overall	0:11.69 1000m	1:16.00 [8] (0:13.85)	1:02.15 [7] (0:11.69)	0:50.46 [8] (0:12.39)	0:38.07 [6] (0:12.99)	0:25.08 [6] (0:12.41)	0:12.67 [5] (0:12.67)	4.4L	0:38.07	-1
9	13 SOMBOR SHUFFLE Olivia Kendal	13	63.8 Overall	0:11.84 1000m	1:16.12 [9] (0:13.95)	1:02.17 [8] (0:11.84)	0:50.33 [10] (0:12.72)	0:37.61 [10] (0:12.71)	0:24.90 [10] (0:12.55)	0:12.35 [10] (0:12.35)	4.9L	0:37.61	-11
10	1 JACKS AND SODA Alisha Donald	1	66.1 Overall	0:11.58 1000m	1:16.85 [10] (0:13.49)	1:03.36 [3] (0:11.58)	0:51.78 [4] (0:12.68)	0:39.10 [4] (0:13.03)	0:26.07 [5] (0:12.67)	0:13.40 [6] (0:13.40)	9.2L	0:39.10	-8

Scratched: Boom In The Dark (#20), Yippee Bean (#7), Home Creek (#9), Nic's Dream (#11), Hairy Bean (#21), Kobe Ascot (#2), Kelly's Landing (#10), Electric Arrow (#19), Worldy Spirit (#14), Jamaican Mecra

[] Ranking at each section and finish
 -:-:- No data available at this section
 NA No data available
 SCN Saddle cloth number
 DNF Did not finish
 DNT Did not track



Horse/Jockey Name	Nomikai
Final Rank	1
Fastest Section Time (Section)	0:11.40 (1000m)
Top Speed [km/h] (Section)	67.6 (1000m)
Race State	Finished



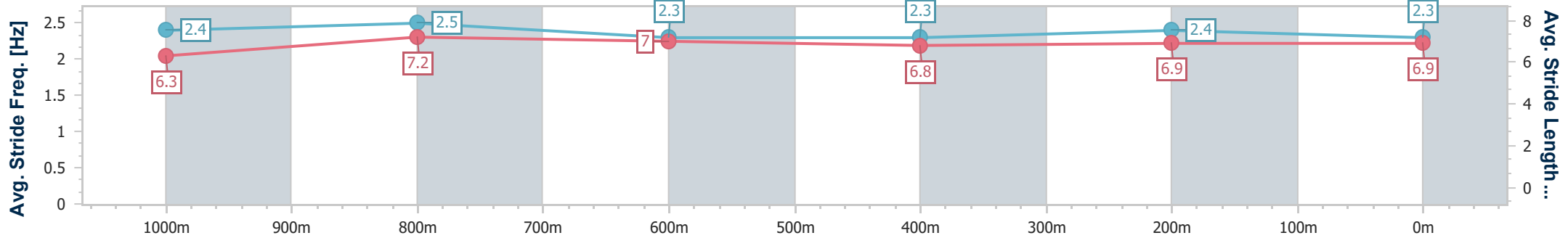
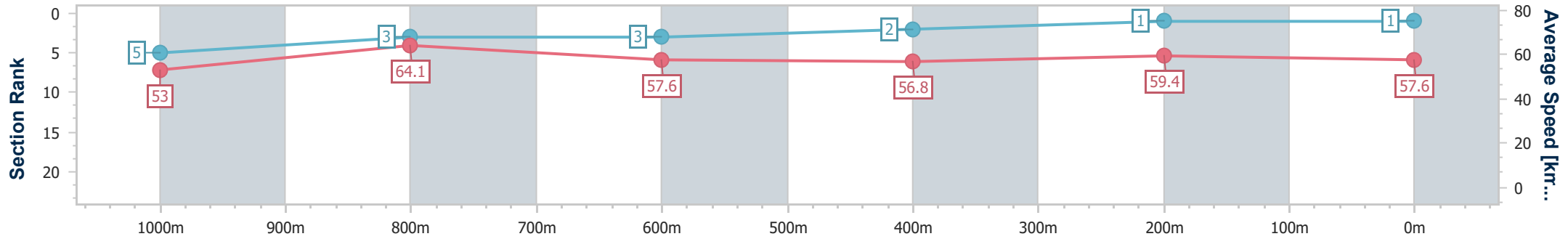
Toowoomba QLD Professional
 Race 5: HIGHFIELDS BUILDER QTIS Three-Year-Old Maiden
 Plate - 1200m



28 March 2024 - 17:00

Track Rating: Soft 7, Weather: Fine, Rail Position: True

Section	Overall	1000m	800m	600m	400m	200m
Section Times	1:15.20 [1] (0:13.61)	1:01.59 [5] (0:11.40)	0:50.19 [3] (0:12.70)	0:37.49 [3] (0:12.81)	0:24.68 [2] (0:12.22)	0:12.46 [1] (0:12.46)
Average Speed [km/h]	53.0	64.1	57.6	56.8	59.4	57.6
Top Speed [km/h]	67.0	67.6	60.4	58.1	61.2	58.6
Avg. Dist. to Rail [m]	10.1	4.4	4.1	2.5	2.1	2.4
Avg. Stride Freq. [Hz]	2.4	2.5	2.3	2.3	2.4	2.3
Avg. Stride Length [m]	6.3	7.2	7.0	6.8	6.9	6.9



- [] Ranking at each section and finish
- .-.- No data available at this section
- NA No data available



Horse/Jockey Name	Shouts All Day
Final Rank	2
Fastest Section Time (Section)	0:11.43 (1000m)
Top Speed [km/h] (Section)	64.8 (1000m)
Race State	Finished



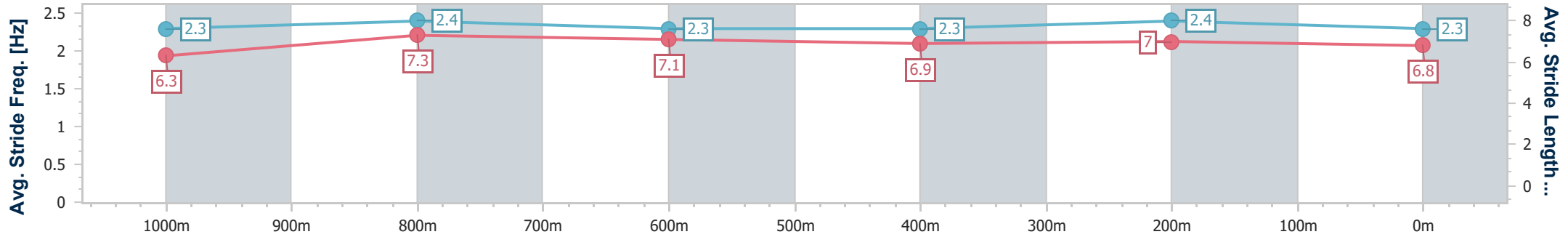
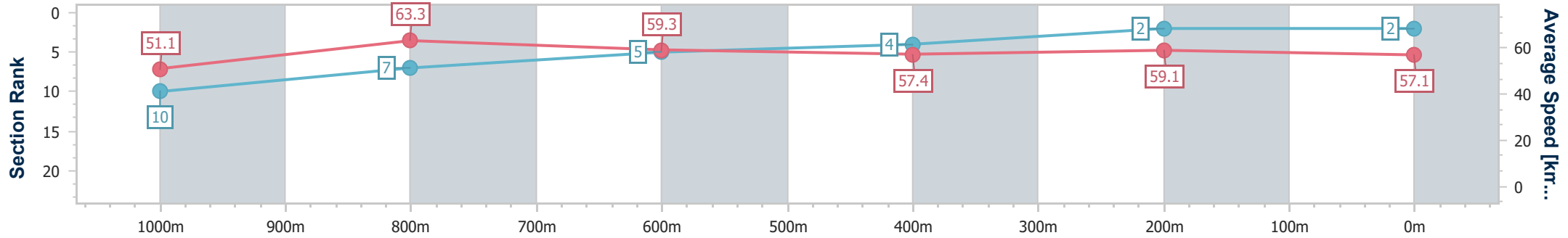
Toowoomba QLD Professional
Race 5: HIGHFIELDS BUILDER QTIS Three-Year-Old Maiden
Plate - 1200m



28 March 2024 - 17:00

Track Rating: Soft 7, Weather: Fine, Rail Position: True

Section	Overall	1000m	800m	600m	400m	200m
Section Times	1:15.46 [2] (0:14.10)	1:01.36 [10] (0:11.43)	0:49.93 [7] (0:12.31)	0:37.62 [5] (0:12.80)	0:24.82 [4] (0:12.26)	0:12.56 [2] (0:12.56)
Average Speed [km/h]	51.1	63.3	59.3	57.4	59.1	57.1
Top Speed [km/h]	64.2	64.8	61.8	59.7	59.8	58.7
Avg. Dist. to Rail [m]	3.8	1.9	4.0	3.7	2.2	1.9
Avg. Stride Freq. [Hz]	2.3	2.4	2.3	2.3	2.4	2.3
Avg. Stride Length [m]	6.3	7.3	7.1	6.9	7.0	6.8



- [] Ranking at each section and finish
- .-.- No data available at this section
- NA No data available



Horse/Jockey Name	Tipped Off
Final Rank	3
Fastest Section Time (Section)	0:11.68 (1000m)
Top Speed [km/h] (Section)	65.1 (Overall)
Race State	Finished



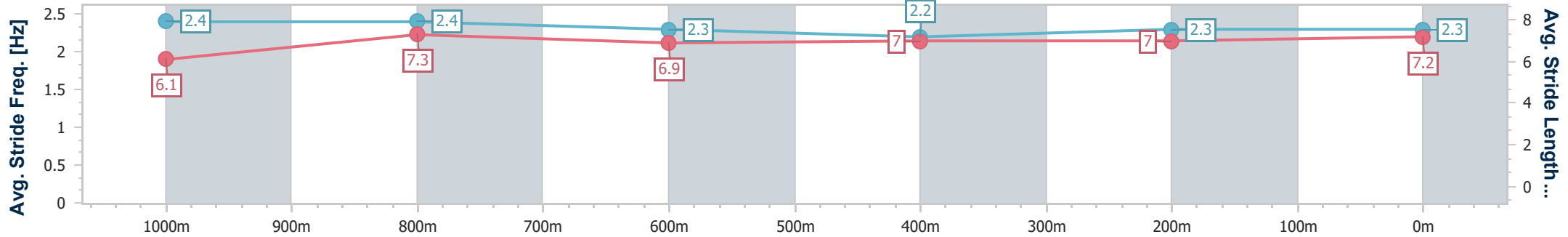
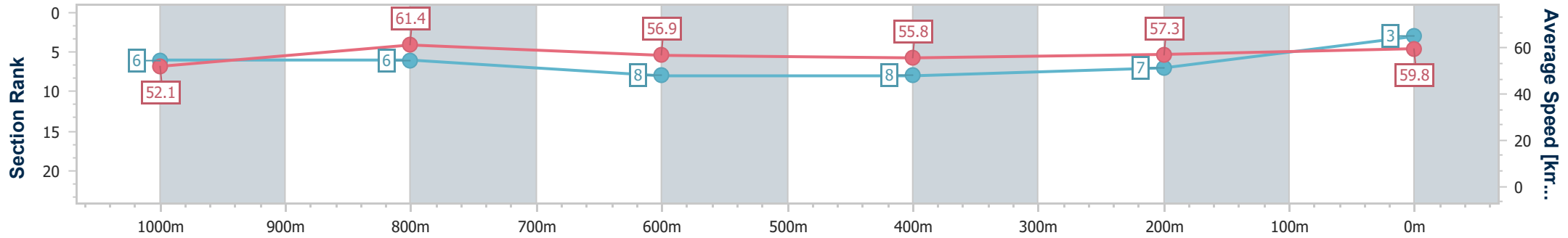
Toowoomba QLD Professional
 Race 5: HIGHFIELDS BUILDER QTIS Three-Year-Old Maiden
 Plate - 1200m



28 March 2024 - 17:00

Track Rating: Soft 7, Weather: Fine, Rail Position: True

Section	Overall	1000m	800m	600m	400m	200m
Section Times	1:15.53 [3] (0:13.82)	1:01.71 [6] (0:11.68)	0:50.03 [6] (0:12.65)	0:37.38 [8] (0:12.81)	0:24.57 [8] (0:12.51)	0:12.06 [7] (0:12.06)
Average Speed [km/h]	52.1	61.4	56.9	55.8	57.3	59.8
Top Speed [km/h]	65.1	64.4	59.5	57.9	58.8	60.4
Avg. Dist. to Rail [m]	1.6	0.5	0.8	1.5	0.9	1.8
Avg. Stride Freq. [Hz]	2.4	2.4	2.3	2.2	2.3	2.3
Avg. Stride Length [m]	6.1	7.3	6.9	7.0	7.0	7.2



- [] Ranking at each section and finish
- .-.- No data available at this section
- NA No data available



Horse/Jockey Name	She's Got Lyrics
Final Rank	4
Fastest Section Time (Section)	0:11.68 (1000m)
Top Speed [km/h] (Section)	65.0 (Overall)
Race State	Finished



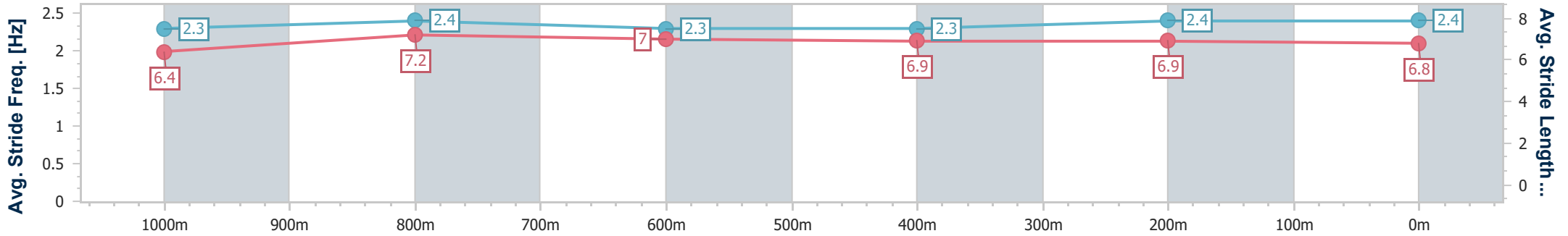
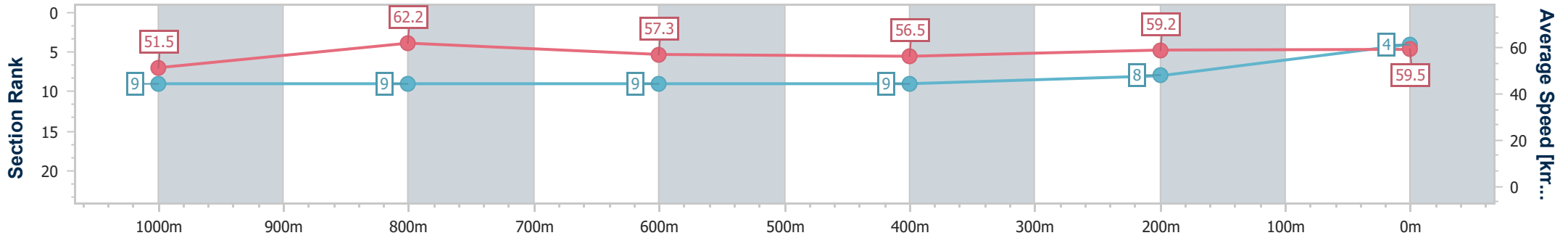
Toowoomba QLD Professional
 Race 5: HIGHFIELDS BUILDER QTIS Three-Year-Old Maiden
 Plate - 1200m



28 March 2024 - 17:00

Track Rating: Soft 7, Weather: Fine, Rail Position: True

Section	Overall	1000m	800m	600m	400m	200m
Section Times	1:15.59 [4] (0:14.02)	1:01.57 [9] (0:11.68)	0:49.89 [9] (0:12.63)	0:37.26 [9] (0:12.87)	0:24.39 [9] (0:12.31)	0:12.08 [8] (0:12.08)
Average Speed [km/h]	51.5	62.2	57.3	56.5	59.2	59.5
Top Speed [km/h]	65.0	63.7	61.0	58.0	61.4	61.9
Avg. Dist. to Rail [m]	2.6	2.3	2.1	1.5	3.6	4.3
Avg. Stride Freq. [Hz]	2.3	2.4	2.3	2.3	2.4	2.4
Avg. Stride Length [m]	6.4	7.2	7.0	6.9	6.9	6.8



- [] Ranking at each section and finish
- .-.- No data available at this section
- NA No data available



Horse/Jockey Name	Skieda
Final Rank	5
Fastest Section Time (Section)	0:11.68 (1000m)
Top Speed [km/h] (Section)	66.6 (Overall)
Race State	Finished



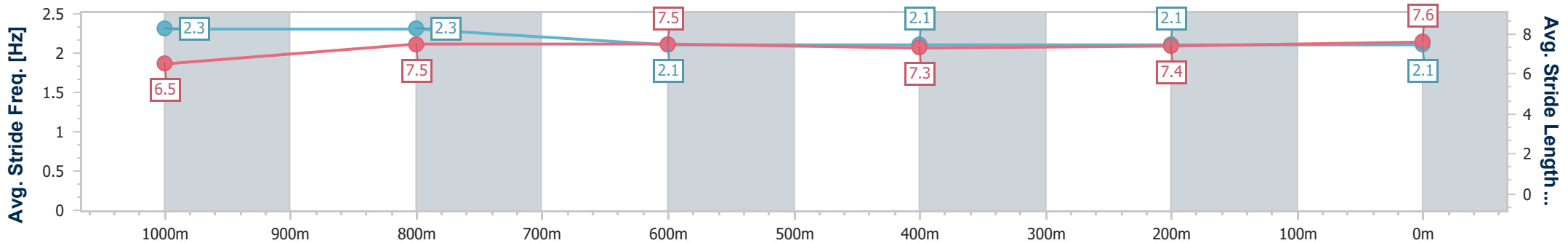
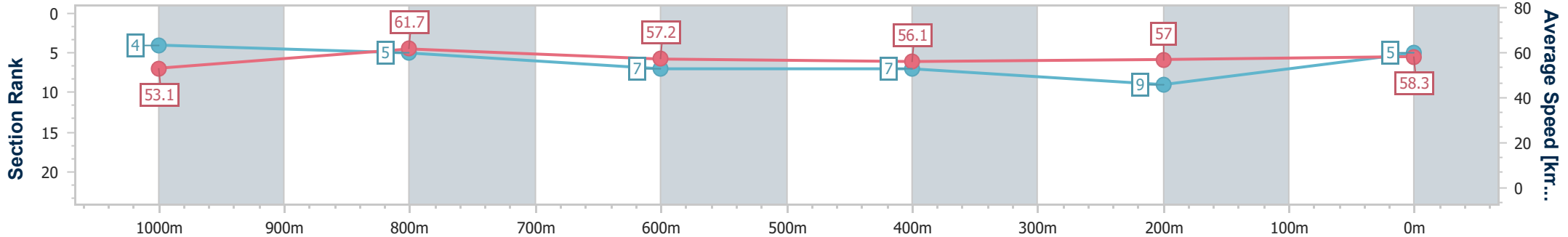
Toowoomba QLD Professional
Race 5: HIGHFIELDS BUILDER QTIS Three-Year-Old Maiden
Plate - 1200m



28 March 2024 - 17:00

Track Rating: Soft 7, Weather: Fine, Rail Position: True

Section	Overall	1000m	800m	600m	400m	200m
Section Times	1:15.92 [5] (0:13.60)	1:02.32 [4] (0:11.68)	0:50.64 [5] (0:12.70)	0:37.94 [7] (0:12.96)	0:24.98 [7] (0:12.59)	0:12.39 [9] (0:12.39)
Average Speed [km/h]	53.1	61.7	57.2	56.1	57.0	58.3
Top Speed [km/h]	66.6	65.2	59.9	56.8	57.8	58.4
Avg. Dist. to Rail [m]	3.3	1.4	2.1	1.5	0.4	1.1
Avg. Stride Freq. [Hz]	2.3	2.3	2.1	2.1	2.1	2.1
Avg. Stride Length [m]	6.5	7.5	7.5	7.3	7.4	7.6



- [] Ranking at each section and finish
- .-.- No data available at this section
- NA No data available



Horse/Jockey Name	Vitthal
Final Rank	6
Fastest Section Time (Section)	0:11.39 (1000m)
Top Speed [km/h] (Section)	68.1 (Overall)
Race State	Finished



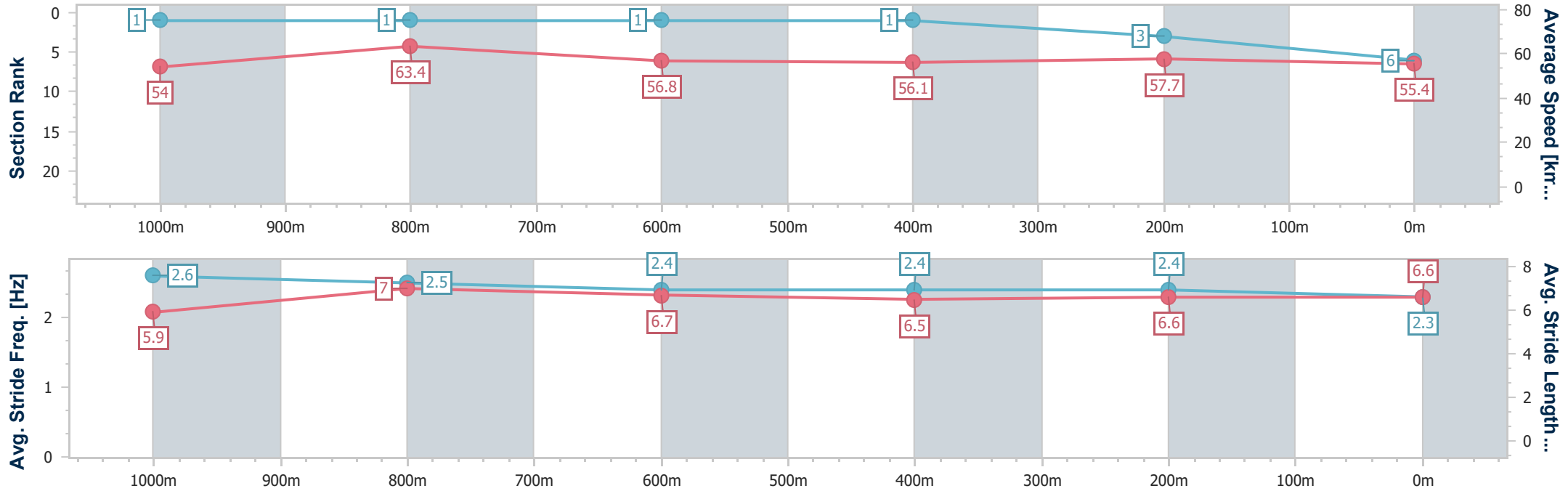
Toowoomba QLD Professional
Race 5: HIGHFIELDS BUILDER QTIS Three-Year-Old Maiden
Plate - 1200m



28 March 2024 - 17:00

Track Rating: Soft 7, Weather: Fine, Rail Position: True

Section	Overall	1000m	800m	600m	400m	200m
Section Times	1:15.95 [6] (0:13.40)	1:02.55 [1] (0:11.39)	0:51.16 [1] (0:12.71)	0:38.45 [1] (0:12.98)	0:25.47 [1] (0:12.49)	0:12.98 [3] (0:12.98)
Average Speed [km/h]	54.0	63.4	56.8	56.1	57.7	55.4
Top Speed [km/h]	68.1	67.9	59.2	57.4	59.3	57.0
Avg. Dist. to Rail [m]	11.8	2.5	1.3	1.8	0.9	2.0
Avg. Stride Freq. [Hz]	2.6	2.5	2.4	2.4	2.4	2.3
Avg. Stride Length [m]	5.9	7.0	6.7	6.5	6.6	6.6



- [] Ranking at each section and finish
- .-.- No data available at this section
- NA No data available



Horse/Jockey Name	Almost Even
Final Rank	7
Fastest Section Time (Section)	0:11.57 (1000m)
Top Speed [km/h] (Section)	67.2 (1000m)
Race State	Finished



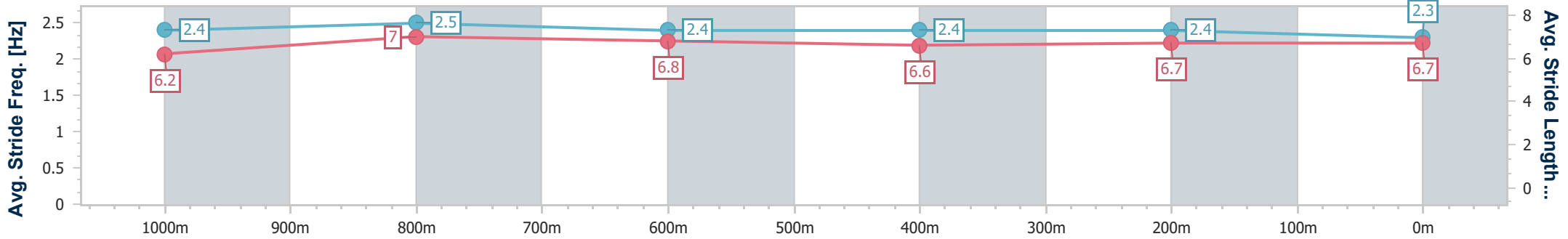
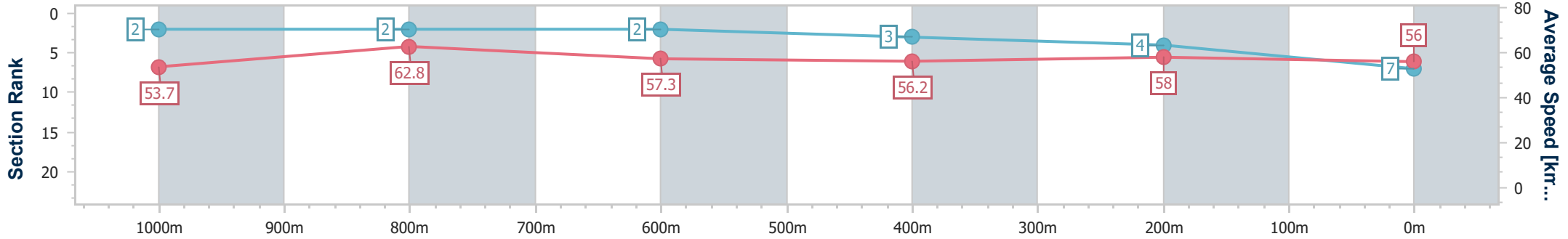
Toowoomba QLD Professional
 Race 5: HIGHFIELDS BUILDER QTIS Three-Year-Old Maiden
 Plate - 1200m



28 March 2024 - 17:00

Track Rating: Soft 7, Weather: Fine, Rail Position: True

Section	Overall	1000m	800m	600m	400m	200m
Section Times	1:15.98 [7] (0:13.43)	1:02.55 [2] (0:11.57)	0:50.98 [2] (0:12.67)	0:38.31 [2] (0:12.96)	0:25.35 [3] (0:12.49)	0:12.86 [4] (0:12.86)
Average Speed [km/h]	53.7	62.8	57.3	56.2	58.0	56.0
Top Speed [km/h]	66.8	67.2	59.7	56.9	58.6	57.7
Avg. Dist. to Rail [m]	8.1	2.2	2.7	2.2	1.1	1.5
Avg. Stride Freq. [Hz]	2.4	2.5	2.4	2.4	2.4	2.3
Avg. Stride Length [m]	6.2	7.0	6.8	6.6	6.7	6.7



- [] Ranking at each section and finish
- .-.- No data available at this section
- NA No data available



Horse/Jockey Name	Doona
Final Rank	8
Fastest Section Time (Section)	0:11.69 (1000m)
Top Speed [km/h] (Section)	65.0 (Overall)
Race State	Finished



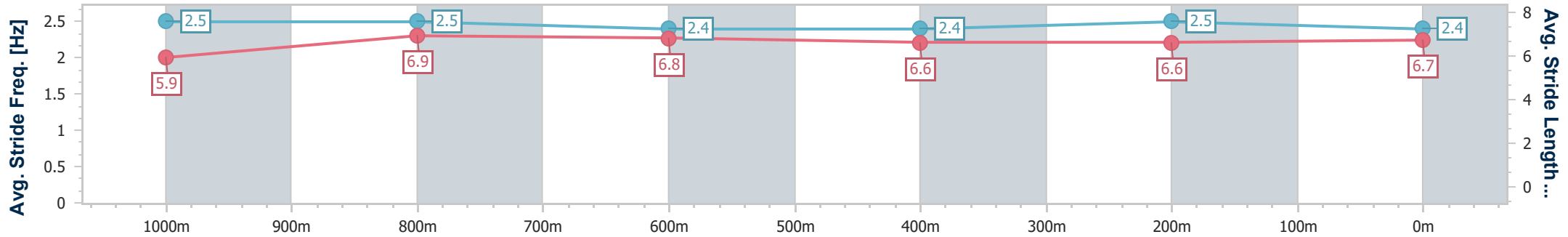
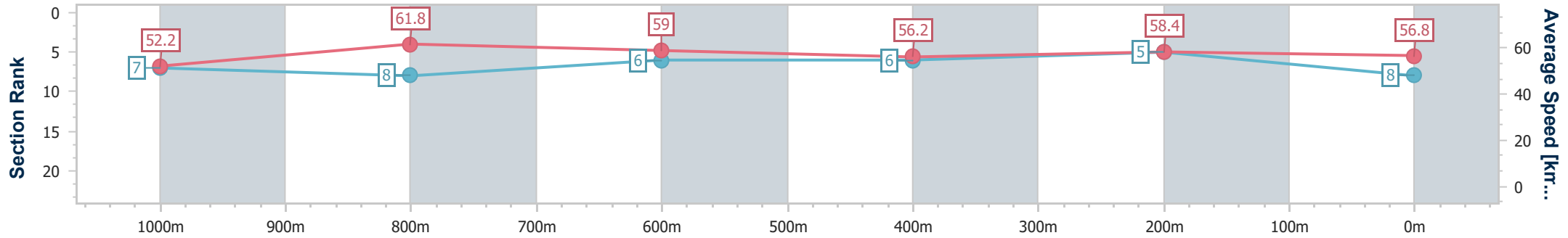
Toowoomba QLD Professional
Race 5: HIGHFIELDS BUILDER QTIS Three-Year-Old Maiden
Plate - 1200m



28 March 2024 - 17:00

Track Rating: Soft 7, Weather: Fine, Rail Position: True

Section	Overall	1000m	800m	600m	400m	200m
Section Times	1:16.00 [8] (0:13.85)	1:02.15 [7] (0:11.69)	0:50.46 [8] (0:12.39)	0:38.07 [6] (0:12.99)	0:25.08 [6] (0:12.41)	0:12.67 [5] (0:12.67)
Average Speed [km/h]	52.2	61.8	59.0	56.2	58.4	56.8
Top Speed [km/h]	65.0	64.9	61.9	58.6	59.5	57.5
Avg. Dist. to Rail [m]	6.8	1.7	3.7	3.4	1.1	2.5
Avg. Stride Freq. [Hz]	2.5	2.5	2.4	2.4	2.5	2.4
Avg. Stride Length [m]	5.9	6.9	6.8	6.6	6.6	6.7



- [] Ranking at each section and finish
- .-.- No data available at this section
- NA No data available



Horse/Jockey Name	Sombor Shuffle
Final Rank	9
Fastest Section Time (Section)	0:11.84 (1000m)
Top Speed [km/h] (Section)	63.8 (Overall)
Race State	Finished



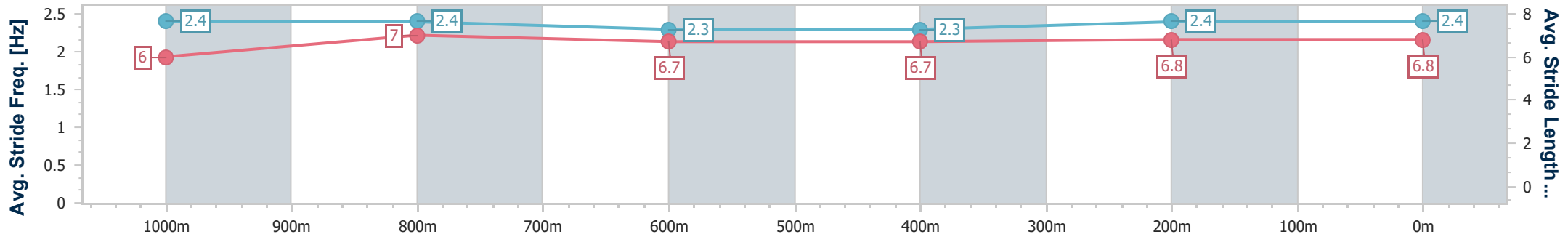
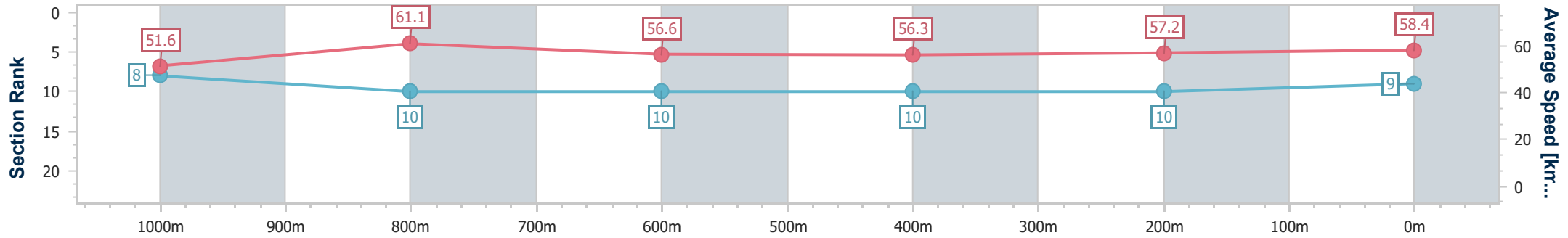
Toowoomba QLD Professional
 Race 5: HIGHFIELDS BUILDER QTIS Three-Year-Old Maiden
 Plate - 1200m



28 March 2024 - 17:00

Track Rating: Soft 7, Weather: Fine, Rail Position: True

Section	Overall	1000m	800m	600m	400m	200m
Section Times	1:16.12 [9] (0:13.95)	1:02.17 [8] (0:11.84)	0:50.33 [10] (0:12.72)	0:37.61 [10] (0:12.71)	0:24.90 [10] (0:12.55)	0:12.35 [10] (0:12.35)
Average Speed [km/h]	51.6	61.1	56.6	56.3	57.2	58.4
Top Speed [km/h]	63.8	62.2	60.2	58.1	58.6	59.7
Avg. Dist. to Rail [m]	1.6	0.6	0.4	1.3	1.4	5.8
Avg. Stride Freq. [Hz]	2.4	2.4	2.3	2.3	2.4	2.4
Avg. Stride Length [m]	6.0	7.0	6.7	6.7	6.8	6.8



- [] Ranking at each section and finish
- .-.- No data available at this section
- NA No data available



Horse/Jockey Name	Jacks And Soda
Final Rank	10
Fastest Section Time (Section)	0:11.58 (1000m)
Top Speed [km/h] (Section)	66.1 (Overall)
Race State	Finished



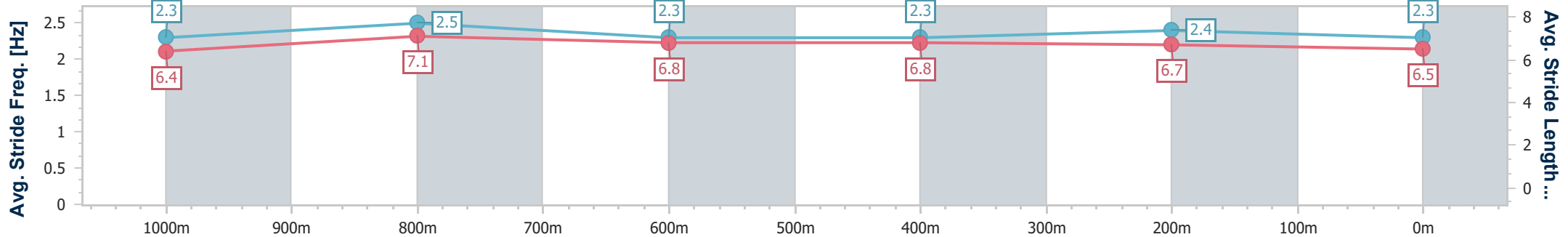
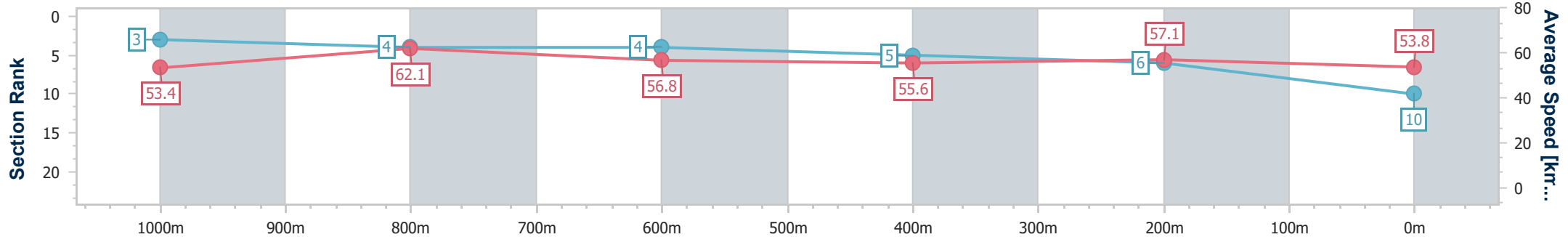
Toowoomba QLD Professional
 Race 5: HIGHFIELDS BUILDER QTIS Three-Year-Old Maiden
 Plate - 1200m



28 March 2024 - 17:00

Track Rating: Soft 7, Weather: Fine, Rail Position: True

Section	Overall	1000m	800m	600m	400m	200m
Section Times	1:16.85 [10] (0:13.49)	1:03.36 [3] (0:11.58)	0:51.78 [4] (0:12.68)	0:39.10 [4] (0:13.03)	0:26.07 [5] (0:12.67)	0:13.40 [6] (0:13.40)
Average Speed [km/h]	53.4	62.1	56.8	55.6	57.1	53.8
Top Speed [km/h]	66.1	65.4	58.5	56.9	58.7	56.5
Avg. Dist. to Rail [m]	3.3	0.5	0.6	0.9	1.1	0.7
Avg. Stride Freq. [Hz]	2.3	2.5	2.3	2.3	2.4	2.3
Avg. Stride Length [m]	6.4	7.1	6.8	6.8	6.7	6.5



- [] Ranking at each section and finish
- .-.- No data available at this section
- NA No data available



Toowoomba QLD Professional

Race 6: SEDL AGENCIES BENCHMARK 70 Handicap - 1100m

28 March 2024 - 17:30



Track Rating: Soft 7, Weather: Fine, Rail Position: True

Section		Overall	1000m	800m	600m	400m	200m	Last 600m					
Field Times		1:07.76 (0:07.85)	0:59.91 (0:11.25)	0:48.66 (0:11.79)	0:36.87 (0:12.02)	0:24.85 (0:12.51)	0:12.34 (0:12.34)	0:36.87					
Rank	TAB Horse/Jockey	Barrier	Top Speed [km/h]	Fastest Section								Margin	Distance Travelled [m]
1	9 SPILL THE TEARS Taylor Marshall	9	65.3 1000m	0:08.04 Overall	1:07.76 [1] (0:08.04)	0:59.72 [3] (0:11.37)	0:48.35 [4] (0:11.80)	0:36.55 [4] (0:12.10)	0:24.45 [4] (0:12.11)	0:12.34 [1] (0:12.34)	1:07.76	0:36.55	
2	5 INCOMPARABLE Jake Molloy	5	66.3 1000m	0:08.60 Overall	1:08.26 [2] (0:08.60)	0:59.66 [7] (0:11.18)	0:48.48 [7] (0:11.65)	0:36.83 [6] (0:11.96)	0:24.87 [6] (0:12.42)	0:12.45 [6] (0:12.45)	2.8L	0:36.83	-3
3	3 FUN SPONGE Noel Callow	3	65.6 1000m	0:08.14 Overall	1:08.38 [3] (0:08.14)	1:00.24 [4] (0:11.24)	0:49.00 [3] (0:11.68)	0:37.32 [3] (0:12.13)	0:25.19 [3] (0:12.38)	0:12.81 [3] (0:12.81)	3.3L	0:37.32	+1
4	4 OVERSEAS Sean Cormack	4	65.1 1000m	0:08.41 Overall	1:08.43 [4] (0:08.41)	1:00.02 [6] (0:11.35)	0:48.67 [6] (0:11.78)	0:36.89 [7] (0:12.20)	0:24.69 [7] (0:12.27)	0:12.42 [7] (0:12.42)	3.5L	0:36.89	-4
5	13 GYPSY POWER Alisha Donald	13	65.4 1000m	0:07.88 Overall	1:08.53 [5] (0:07.88)	1:00.65 [2] (0:11.22)	0:49.43 [1] (0:11.89)	0:37.54 [2] (0:11.92)	0:25.62 [1] (0:12.55)	0:13.07 [2] (0:13.07)	4L	0:37.54	-1
6	10 VONZITHER Damien Thornton	10	65.7 1000m	0:08.26 Overall	1:08.63 [6] (0:08.26)	1:00.37 [5] (0:11.29)	0:49.08 [5] (0:11.68)	0:37.40 [5] (0:12.09)	0:25.31 [5] (0:12.48)	0:12.83 [5] (0:12.83)	4.5L	0:37.40	-3
7	6 SINGLE DIZIRE Emily Lang	6	65.8 1000m	0:07.85 Overall	1:09.71 [7] (0:07.85)	1:01.86 [1] (0:11.33)	0:50.53 [2] (0:11.71)	0:38.82 [1] (0:12.12)	0:26.70 [2] (0:12.72)	0:13.98 [4] (0:13.98)	10.8L	0:38.82	-5

Scratched: Spooky Spirit (#7), London Point (#12), Global Citizen (#1), Panuara Boy (#8), Shajaea (#11), Too Hard To Refuse (#2)

[] Ranking at each section and finish
 -:-:- No data available at this section
 NA No data available

SCN Saddle cloth number
 DNF Did not finish
 DNT Did not track



Horse/Jockey Name	Spill The Tears
Final Rank	1
Fastest Section Time (Section)	0:08.04 (Overall)
Top Speed [km/h] (Section)	65.3 (1000m)
Race State	Finished



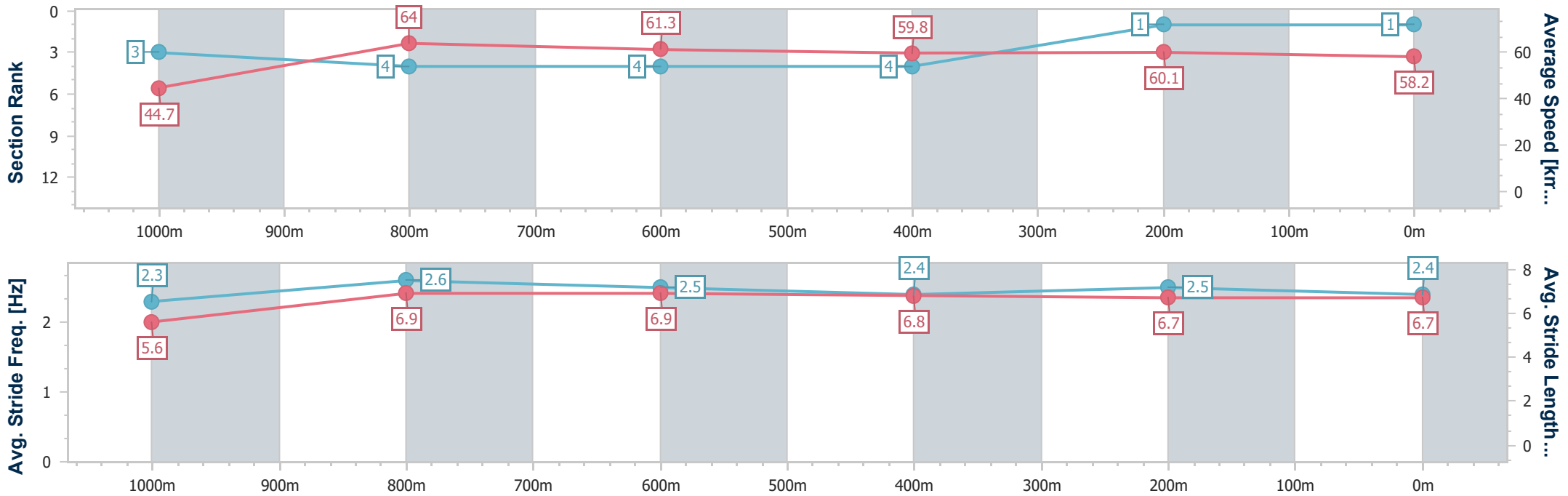
Toowoomba QLD Professional
Race 6: SEDL AGENCIES BENCHMARK 70 Handicap - 1100m



28 March 2024 - 17:30

Track Rating: Soft 7, Weather: Fine, Rail Position: True

Section	Overall	1000m	800m	600m	400m	200m
Section Times	1:07.76 [1] (0:08.04)	0:59.72 [3] (0:11.37)	0:48.35 [4] (0:11.80)	0:36.55 [4] (0:12.10)	0:24.45 [4] (0:12.11)	0:12.34 [1] (0:12.34)
Average Speed [km/h]	44.7	64.0	61.3	59.8	60.1	58.2
Top Speed [km/h]	63.0	65.3	62.0	61.7	62.0	59.6
Avg. Dist. to Rail [m]	5.1	2.5	1.4	0.9	3.7	5.2
Avg. Stride Freq. [Hz]	2.3	2.6	2.5	2.4	2.5	2.4
Avg. Stride Length [m]	5.6	6.9	6.9	6.8	6.7	6.7



- [] Ranking at each section and finish
- .-.- No data available at this section
- NA No data available



Horse/Jockey Name	Incomparable
Final Rank	2
Fastest Section Time (Section)	0:08.60 (Overall)
Top Speed [km/h] (Section)	66.3 (1000m)
Race State	Finished



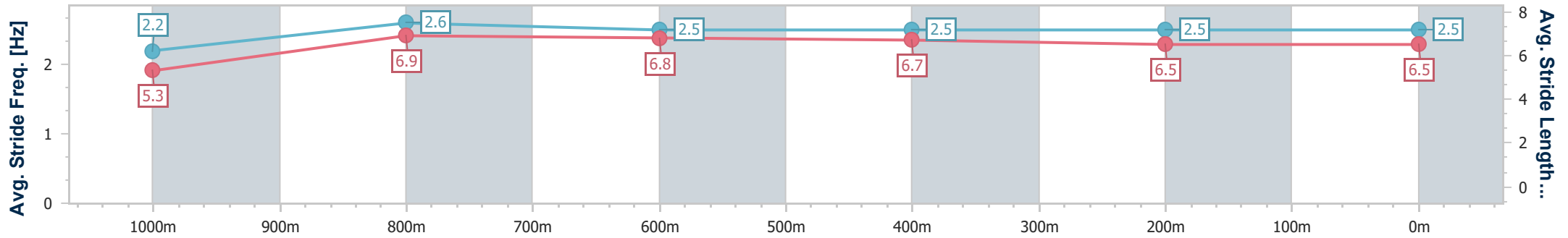
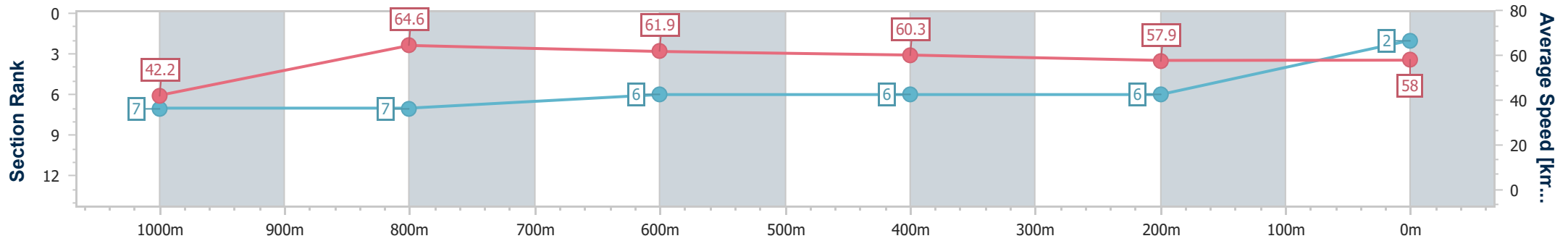
Toowoomba QLD Professional
Race 6: SEDL AGENCIES BENCHMARK 70 Handicap - 1100m



28 March 2024 - 17:30

Track Rating: Soft 7, Weather: Fine, Rail Position: True

Section	Overall	1000m	800m	600m	400m	200m
Section Times	1:08.26 [2] (0:08.60)	0:59.66 [7] (0:11.18)	0:48.48 [7] (0:11.65)	0:36.83 [6] (0:11.96)	0:24.87 [6] (0:12.42)	0:12.45 [6] (0:12.45)
Average Speed [km/h]	42.2	64.6	61.9	60.3	57.9	58.0
Top Speed [km/h]	62.7	66.3	64.9	62.5	59.5	58.4
Avg. Dist. to Rail [m]	5.4	2.6	0.7	0.5	0.8	4.6
Avg. Stride Freq. [Hz]	2.2	2.6	2.5	2.5	2.5	2.5
Avg. Stride Length [m]	5.3	6.9	6.8	6.7	6.5	6.5



- [] Ranking at each section and finish
- .-.- No data available at this section
- NA No data available



Horse/Jockey Name	Fun Sponge
Final Rank	3
Fastest Section Time (Section)	0:08.14 (Overall)
Top Speed [km/h] (Section)	65.6 (1000m)
Race State	Finished



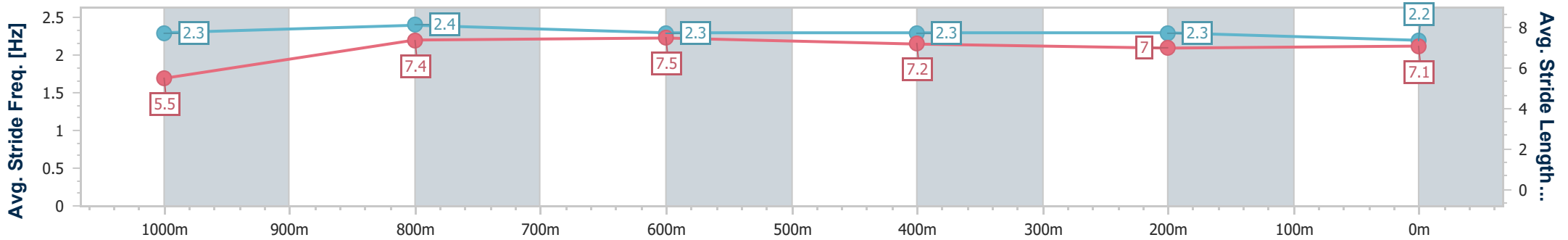
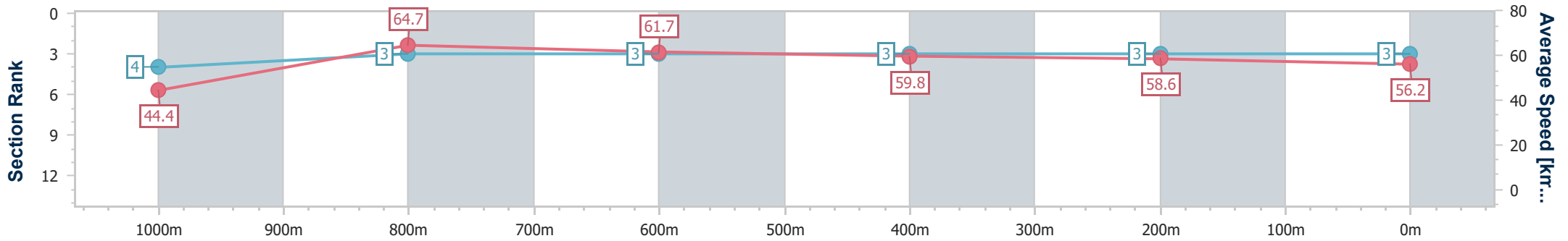
Toowoomba QLD Professional
Race 6: SEDL AGENCIES BENCHMARK 70 Handicap - 1100m



28 March 2024 - 17:30

Track Rating: Soft 7, Weather: Fine, Rail Position: True

Section	Overall	1000m	800m	600m	400m	200m
Section Times	1:08.38 [3] (0:08.14)	1:00.24 [4] (0:11.24)	0:49.00 [3] (0:11.68)	0:37.32 [3] (0:12.13)	0:25.19 [3] (0:12.38)	0:12.81 [3] (0:12.81)
Average Speed [km/h]	44.4	64.7	61.7	59.8	58.6	56.2
Top Speed [km/h]	63.7	65.6	63.0	61.9	61.4	57.5
Avg. Dist. to Rail [m]	5.6	3.4	1.6	1.2	2.0	5.2
Avg. Stride Freq. [Hz]	2.3	2.4	2.3	2.3	2.3	2.2
Avg. Stride Length [m]	5.5	7.4	7.5	7.2	7.0	7.1



- [] Ranking at each section and finish
- .-.- No data available at this section
- NA No data available



Horse/Jockey Name	Overseas
Final Rank	4
Fastest Section Time (Section)	0:08.41 (Overall)
Top Speed [km/h] (Section)	65.1 (1000m)
Race State	Finished



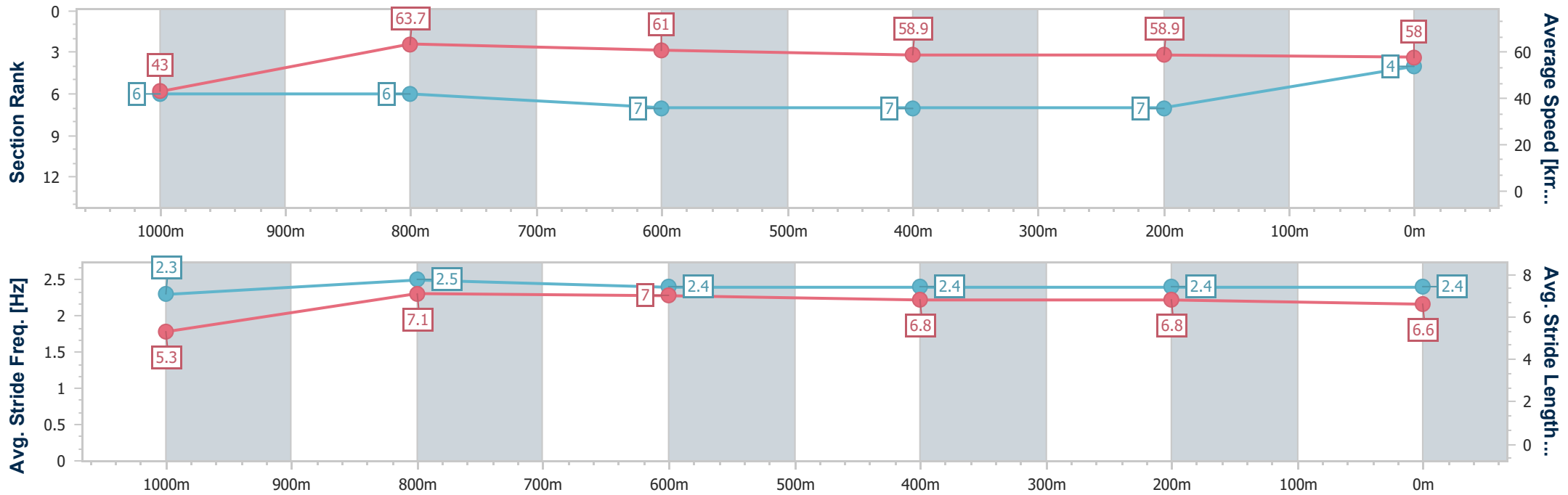
Toowoomba QLD Professional
Race 6: SEDL AGENCIES BENCHMARK 70 Handicap - 1100m



28 March 2024 - 17:30

Track Rating: Soft 7, Weather: Fine, Rail Position: True

Section	Overall	1000m	800m	600m	400m	200m
Section Times	1:08.43 [4] (0:08.41)	1:00.02 [6] (0:11.35)	0:48.67 [6] (0:11.78)	0:36.89 [7] (0:12.20)	0:24.69 [7] (0:12.27)	0:12.42 [7] (0:12.42)
Average Speed [km/h]	43.0	63.7	61.0	58.9	58.9	58.0
Top Speed [km/h]	60.3	65.1	63.0	60.3	61.1	58.9
Avg. Dist. to Rail [m]	3.0	2.0	0.3	0.6	1.8	7.9
Avg. Stride Freq. [Hz]	2.3	2.5	2.4	2.4	2.4	2.4
Avg. Stride Length [m]	5.3	7.1	7.0	6.8	6.8	6.6



- [] Ranking at each section and finish
- .-.- No data available at this section
- NA No data available



Horse/Jockey Name	Gypsy Power
Final Rank	5
Fastest Section Time (Section)	0:07.88 (Overall)
Top Speed [km/h] (Section)	65.4 (1000m)
Race State	Finished



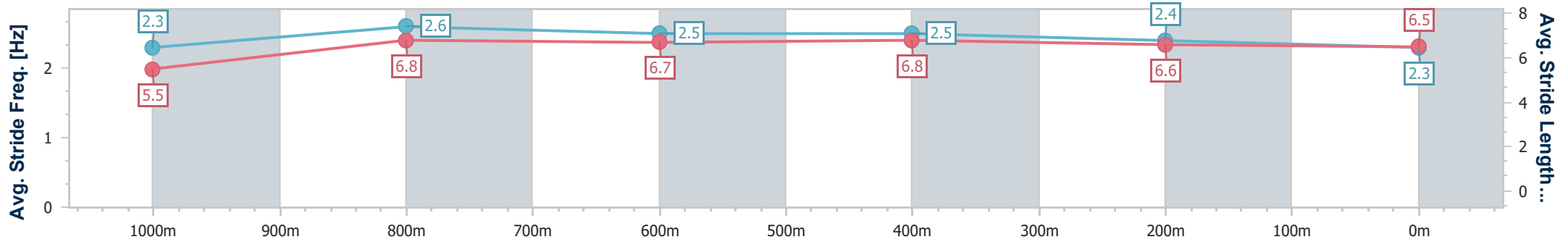
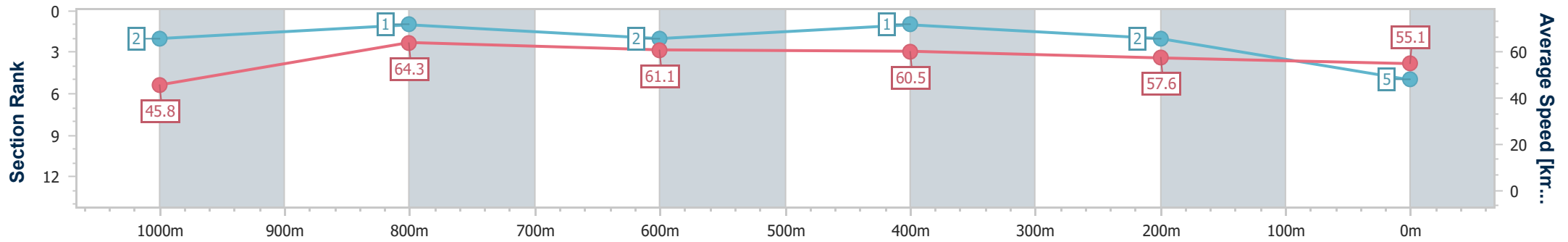
Toowoomba QLD Professional
Race 6: SEDL AGENCIES BENCHMARK 70 Handicap - 1100m



28 March 2024 - 17:30

Track Rating: Soft 7, Weather: Fine, Rail Position: True

Section	Overall	1000m	800m	600m	400m	200m
Section Times	1:08.53 [5] (0:07.88)	1:00.65 [2] (0:11.22)	0:49.43 [1] (0:11.89)	0:37.54 [2] (0:11.92)	0:25.62 [1] (0:12.55)	0:13.07 [2]
Average Speed [km/h]	45.8	64.3	61.1	60.5	57.6	55.1
Top Speed [km/h]	63.1	65.4	62.7	62.3	58.8	56.7
Avg. Dist. to Rail [m]	2.9	1.4	2.1	0.6	1.1	2.7
Avg. Stride Freq. [Hz]	2.3	2.6	2.5	2.5	2.4	2.3
Avg. Stride Length [m]	5.5	6.8	6.7	6.8	6.6	6.5



- [] Ranking at each section and finish
- .-.- No data available at this section
- NA No data available



Horse/Jockey Name	Vonzither
Final Rank	6
Fastest Section Time (Section)	0:08.26 (Overall)
Top Speed [km/h] (Section)	65.7 (1000m)
Race State	Finished



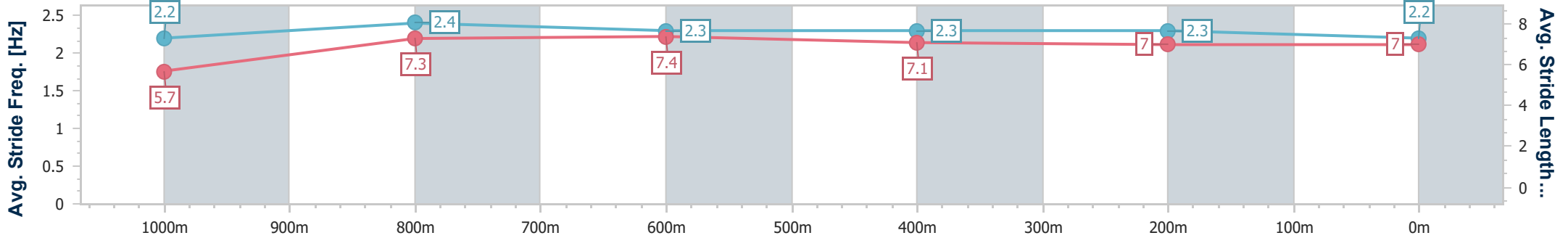
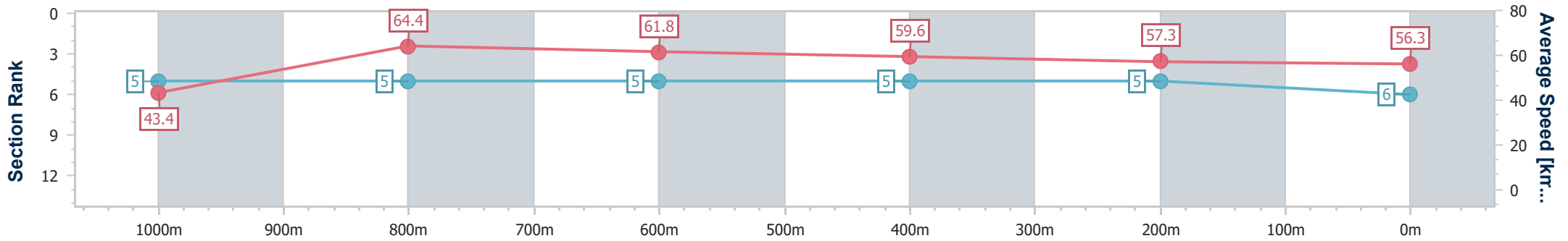
Toowoomba QLD Professional
Race 6: SEDL AGENCIES BENCHMARK 70 Handicap - 1100m



28 March 2024 - 17:30

Track Rating: Soft 7, Weather: Fine, Rail Position: True

Section	Overall	1000m	800m	600m	400m	200m
Section Times	1:08.63 [6] (0:08.26)	1:00.37 [5] (0:11.29)	0:49.08 [5] (0:11.68)	0:37.40 [5] (0:12.09)	0:25.31 [5] (0:12.48)	0:12.83 [5] (0:12.83)
Average Speed [km/h]	43.4	64.4	61.8	59.6	57.3	56.3
Top Speed [km/h]	61.0	65.7	64.4	61.5	59.4	56.5
Avg. Dist. to Rail [m]	8.6	2.8	1.5	0.7	1.0	1.1
Avg. Stride Freq. [Hz]	2.2	2.4	2.3	2.3	2.3	2.2
Avg. Stride Length [m]	5.7	7.3	7.4	7.1	7.0	7.0



- [] Ranking at each section and finish
- .-.- No data available at this section
- NA No data available



Horse/Jockey Name	Single Dizire
Final Rank	7
Fastest Section Time (Section)	0:07.85 (Overall)
Top Speed [km/h] (Section)	65.8 (1000m)
Race State	Finished



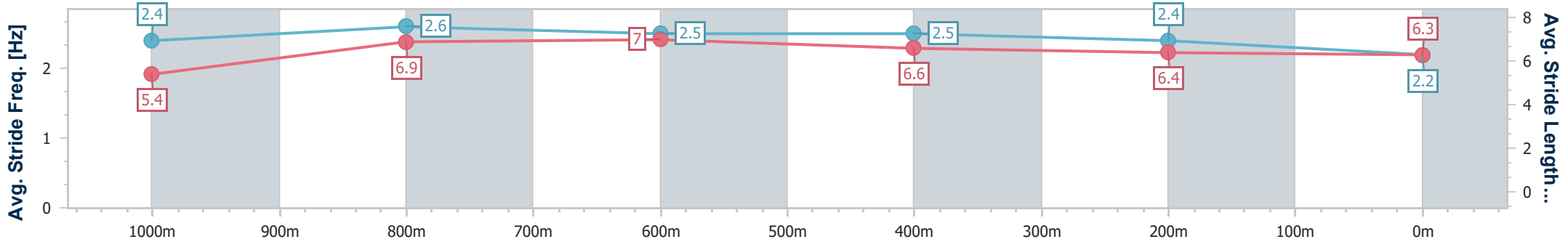
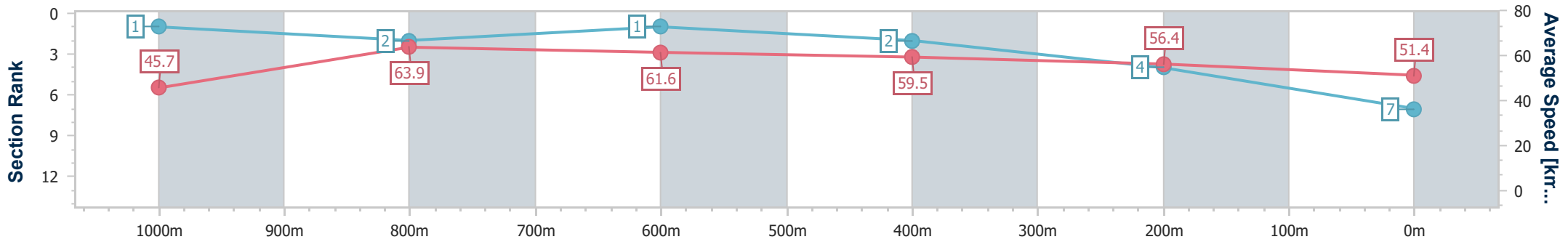
Toowoomba QLD Professional
Race 6: SEDL AGENCIES BENCHMARK 70 Handicap - 1100m



28 March 2024 - 17:30

Track Rating: Soft 7, Weather: Fine, Rail Position: True

Section	Overall	1000m	800m	600m	400m	200m
Section Times	1:09.71 [7] (0:07.85)	1:01.86 [1] (0:11.33)	0:50.53 [2] (0:11.71)	0:38.82 [1] (0:12.12)	0:26.70 [2] (0:12.72)	0:13.98 [4] (0:13.98)
Average Speed [km/h]	45.7	63.9	61.6	59.5	56.4	51.4
Top Speed [km/h]	64.2	65.8	62.5	61.1	58.4	54.8
Avg. Dist. to Rail [m]	7.8	2.7	0.6	0.5	0.6	1.2
Avg. Stride Freq. [Hz]	2.4	2.6	2.5	2.5	2.4	2.2
Avg. Stride Length [m]	5.4	6.9	7.0	6.6	6.4	6.3



- [] Ranking at each section and finish
- .-.- No data available at this section
- NA No data available



Toowoomba QLD Professional

Race 7: SHERRIN RENTALS BENCHMARK 60 Handicap - 1300m

28 March 2024 - 18:00



Track Rating: Soft 7, Weather: Fine, Rail Position: True

Section		Overall	1200m	1000m	800m	600m	400m	Last 600m				
Field Times		1:20.78 (0:08.46)	1:12.32 (0:10.97)	1:01.35 (0:11.88)	0:49.47 (0:12.45)	0:37.02 (0:12.47)	0:24.55 (0:12.31)	0:37.02				
Rank	TAB Horse/Jockey	Barrier	Top Speed [km/h]	Fastest Section								Distance Travelled [m]
1	4 DEMON DELIVERA Jai Williams	4	65.1 1200m	0:08.59 Overall	1:20.78 [1] (0:08.59)	1:12.19 [5] (0:11.33)	1:00.86 [6] (0:11.83)	0:49.03 [5] (0:12.36)	0:36.67 [5] (0:12.26)	0:24.41 [4] (0:12.17)	0:36.67	
2	12 JUBILANT Bailey Wheeler	12	64.8 1200m	0:08.53 Overall	1:21.42 [2] (0:08.53)	1:12.89 [2] (0:11.26)	1:01.63 [4] (0:11.80)	0:49.83 [4] (0:12.28)	0:37.55 [3] (0:12.53)	0:25.02 [5] (0:12.56)	0:37.55	-8
3	11 UNLEASH Karl Zechner	11	64.5 1200m	0:08.56 Overall	1:21.74 [3] (0:08.56)	1:13.18 [3] (0:11.38)	1:01.80 [7] (0:11.99)	0:49.81 [8] (0:12.44)	0:37.37 [8] (0:12.32)	0:25.05 [6] (0:12.36)	0:37.37	+1
4	2 BEAN ROCKING Cody Collis	2	66.0 1200m	0:08.57 Overall	1:21.76 [4] (0:08.57)	1:13.19 [4] (0:11.13)	1:02.06 [3] (0:11.86)	0:50.20 [3] (0:12.37)	0:37.83 [4] (0:12.42)	0:25.41 [3] (0:12.56)	0:37.83	+1
5	10 MARTINI DANCER Kenji Yoshida	10	64.5 1200m	0:08.66 Overall	1:22.13 [5] (0:08.66)	1:13.47 [7] (0:11.49)	1:01.98 [9] (0:11.99)	0:49.99 [10] (0:12.37)	0:37.62 [9] (0:12.47)	0:25.15 [9] (0:12.56)	0:37.62	-2
6	14 MARCADA Justin Stanley	14	65.8 1200m	0:08.66 Overall	1:22.32 [6] (0:08.66)	1:13.66 [8] (0:11.21)	1:02.45 [5] (0:11.93)	0:50.52 [6] (0:12.33)	0:38.19 [6] (0:12.70)	0:25.49 [8] (0:12.74)	0:38.19	-1
7	3 SCENIC RIM Emily Lang	3	68.7 1200m	0:08.64 Overall	1:22.54 [7] (0:08.64)	1:13.90 [6] (0:10.95)	1:02.95 [2] (0:11.89)	0:51.06 [2] (0:12.32)	0:38.74 [2] (0:12.43)	0:26.31 [1] (0:12.67)	0:38.74	-2
8	5 ANYWAY YOU WANT IT Stacey Callow	5	64.9 1200m	0:08.77 Overall	1:22.85 [8] (0:08.77)	1:14.08 [9] (0:11.24)	1:02.84 [8] (0:11.86)	0:50.98 [7] (0:12.35)	0:38.63 [7] (0:12.47)	0:26.16 [7] (0:12.83)	0:38.63	-12
9	16 ALERT AND READY Montanna Savva	16	64.5 1200m	0:08.90 Overall	1:23.90 [9] (0:08.90)	1:15.00 [10] (0:11.40)	1:03.60 [10] (0:11.78)	0:51.82 [9] (0:12.53)	0:39.29 [10] (0:12.82)	0:26.47 [10] (0:13.10)	0:39.29	-10
10	7 WHERE'S TEKAY NOW Noel Callow	7	67.6 1200m	0:08.46 Overall	1:23.97 [10] (0:08.46)	1:15.51 [1] (0:10.97)	1:04.54 [1] (0:11.88)	0:52.66 [1] (0:12.45)	0:40.21 [1] (0:12.59)	0:27.62 [2] (0:13.30)	0:40.21	-6

Scratched: Sukiche (#17), Private Banker (#1), Stormtrooper (#13), Amphawa (#15), Fastling (#6), Showsumgrit (#8), Machine Head (#9)

[] Ranking at each section and finish
 -:-:- No data available at this section
 NA No data available

SCN Saddle cloth number
 DNF Did not finish
 DNT Did not track



Toowoomba QLD Professional

Race 7: SHERRIN RENTALS BENCHMARK 60 Handicap - 1300m

28 March 2024 - 18:00



Track Rating: Soft 7, Weather: Fine, Rail Position: True

Section				200m				Last 600m	
Field Times				0:12.24 (0:12.24)				0:37.02	
Rank	TAB	Horse/Jockey	Barrier	Top Speed [km/h]	Fastest Section	Margin			Distance Travelled [m]
1	4	DEMON DELIVERA Jai Williams	4	65.1 1200m	0:08.59 Overall	0:12.24 [1] (0:12.24)	1:20.78		0:36.67
2	12	JUBILANT Bailey Wheeler	12	64.8 1200m	0:08.53 Overall	0:12.46 [4] (0:12.46)	3.8L		0:37.55 -8
3	11	UNLEASH Karl Zechner	11	64.5 1200m	0:08.56 Overall	0:12.69 [5] (0:12.69)	5.6L		0:37.37 +1
4	2	BEAN ROCKING Cody Collis	2	66.0 1200m	0:08.57 Overall	0:12.85 [3] (0:12.85)	5.7L		0:37.83 +1
5	10	MARTINI DANCER Kenji Yoshida	10	64.5 1200m	0:08.66 Overall	0:12.59 [7] (0:12.59)	7.7L		0:37.62 -2
6	14	MARCADA Justin Stanley	14	65.8 1200m	0:08.66 Overall	0:12.75 [8] (0:12.75)	8.7L		0:38.19 -1
7	3	SCENIC RIM Emily Lang	3	68.7 1200m	0:08.64 Overall	0:13.64 [2] (0:13.64)	10L		0:38.74 -2
8	5	ANYWAY YOU WANT IT Stacey Callow	5	64.9 1200m	0:08.77 Overall	0:13.33 [6] (0:13.33)	11.8L		0:38.63 -12
9	16	ALERT AND READY Montanna Savva	16	64.5 1200m	0:08.90 Overall	0:13.37 [10] (0:13.37)	17.8L		0:39.29 -10
10	7	WHERE'S TEKAY NOW Noel Callow	7	67.6 1200m	0:08.46 Overall	0:14.32 [9] (0:14.32)	18.1L		0:40.21 -6

Scratched: Sukiche (#17), Private Banker (#1), Stormtrooper (#13), Amphawa (#15), Fastling (#6), Showsumgrit (#8), Machine Head (#9)

Report Created: Thu 28 March 2024 18:31 GMT+10 (Note: Timing is based on position data)

Page 2/12

[] Ranking at each section and finish
 -:-:- No data available at this section
 NA No data available

SCN Saddle cloth number
 DNF Did not finish
 DNT Did not track

data processed by TRIPLESDATA



Horse/Jockey Name	Demon Delivera
Final Rank	1
Fastest Section Time (Section)	0:08.59 (Overall)
Top Speed [km/h] (Section)	65.1 (1200m)
Race State	Finished



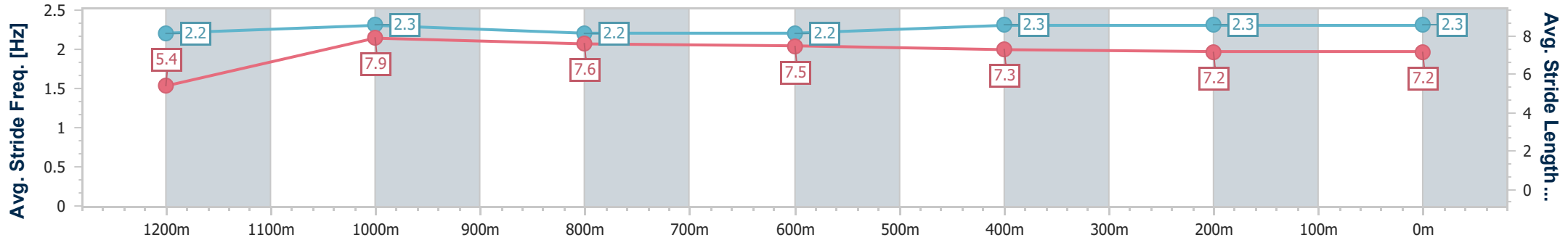
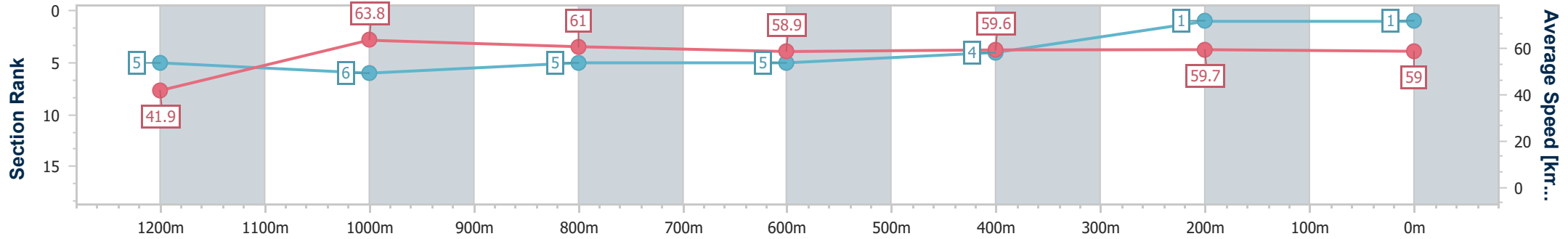
Toowoomba QLD Professional
Race 7: SHERRIN RENTALS BENCHMARK 60 Handicap - 1300m



28 March 2024 - 18:00

Track Rating: Soft 7, Weather: Fine, Rail Position: True

Section	Overall	1200m	1000m	800m	600m	400m	200m
Section Times	1:20.78 [1] (0:08.59)	1:12.19 [5] (0:11.33)	1:00.86 [6] (0:11.83)	0:49.03 [5] (0:12.36)	0:36.67 [5] (0:12.26)	0:24.41 [4] (0:12.17)	0:12.24 [1] (0:12.24)
Average Speed [km/h]	41.9	63.8	61.0	58.9	59.6	59.7	59.0
Top Speed [km/h]	60.9	65.1	63.1	60.2	61.1	61.0	60.2
Avg. Dist. to Rail [m]	9.4	4.6	2.4	2.0	2.8	3.4	1.1
Avg. Stride Freq. [Hz]	2.2	2.3	2.2	2.2	2.3	2.3	2.3
Avg. Stride Length [m]	5.4	7.9	7.6	7.5	7.3	7.2	7.2



- [] Ranking at each section and finish
- .-.- No data available at this section
- NA No data available



Horse/Jockey Name	Jubilant
Final Rank	2
Fastest Section Time (Section)	0:08.53 (Overall)
Top Speed [km/h] (Section)	64.8 (1200m)
Race State	Finished



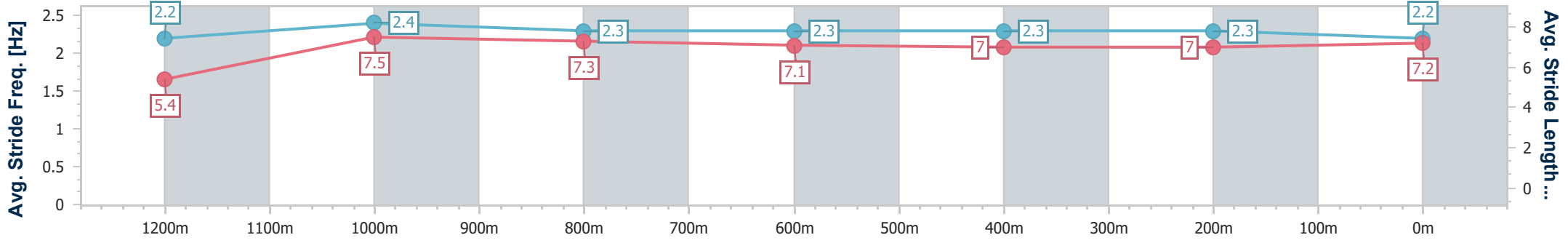
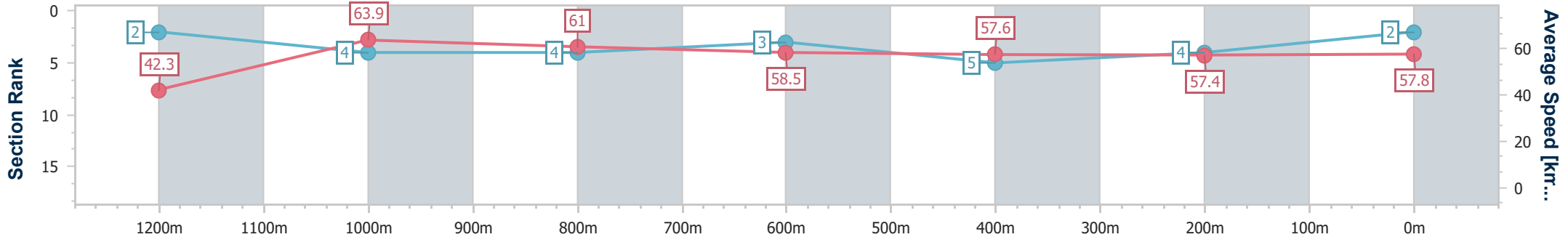
Toowoomba QLD Professional
Race 7: SHERRIN RENTALS BENCHMARK 60 Handicap - 1300m



28 March 2024 - 18:00

Track Rating: Soft 7, Weather: Fine, Rail Position: True

Section	Overall	1200m	1000m	800m	600m	400m	200m
Section Times	1:21.42 [2] (0:08.53)	1:12.89 [2] (0:11.26)	1:01.63 [4] (0:11.80)	0:49.83 [4] (0:12.28)	0:37.55 [3] (0:12.53)	0:25.02 [5] (0:12.56)	0:12.46 [4] (0:12.46)
Average Speed [km/h]	42.3	63.9	61.0	58.5	57.6	57.4	57.8
Top Speed [km/h]	62.6	64.8	63.7	59.6	59.7	58.3	58.2
Avg. Dist. to Rail [m]	4.9	1.3	0.5	1.0	0.5	0.7	2.3
Avg. Stride Freq. [Hz]	2.2	2.4	2.3	2.3	2.3	2.3	2.2
Avg. Stride Length [m]	5.4	7.5	7.3	7.1	7.0	7.0	7.2



- [] Ranking at each section and finish
- .-.- No data available at this section
- NA No data available



Horse/Jockey Name	Unleash
Final Rank	3
Fastest Section Time (Section)	0:08.56 (Overall)
Top Speed [km/h] (Section)	64.5 (1200m)
Race State	Finished



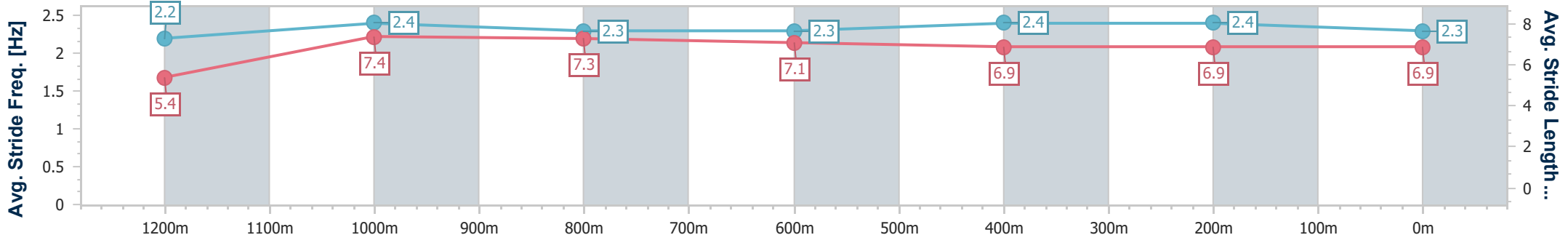
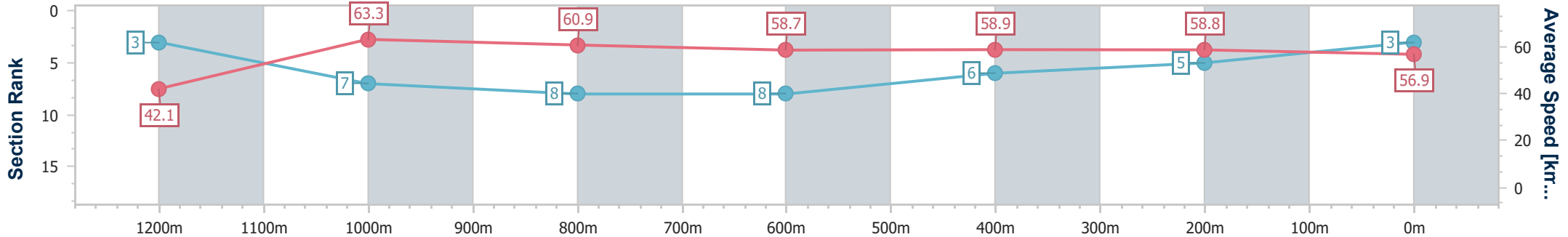
Toowoomba QLD Professional
Race 7: SHERRIN RENTALS BENCHMARK 60 Handicap - 1300m



28 March 2024 - 18:00

Track Rating: Soft 7, Weather: Fine, Rail Position: True

Section	Overall	1200m	1000m	800m	600m	400m	200m
Section Times	1:21.74 [3] (0:08.56)	1:13.18 [3] (0:11.38)	1:01.80 [7] (0:11.99)	0:49.81 [8] (0:12.44)	0:37.37 [8] (0:12.32)	0:25.05 [6] (0:12.36)	0:12.69 [5] (0:12.69)
Average Speed [km/h]	42.1	63.3	60.9	58.7	58.9	58.8	56.9
Top Speed [km/h]	62.6	64.5	63.0	59.9	60.0	60.1	58.3
Avg. Dist. to Rail [m]	7.3	5.0	4.4	3.0	1.9	3.7	4.5
Avg. Stride Freq. [Hz]	2.2	2.4	2.3	2.3	2.4	2.4	2.3
Avg. Stride Length [m]	5.4	7.4	7.3	7.1	6.9	6.9	6.9



- [] Ranking at each section and finish
- .-.- No data available at this section
- NA No data available



Horse/Jockey Name	Bean Rocking
Final Rank	4
Fastest Section Time (Section)	0:08.57 (Overall)
Top Speed [km/h] (Section)	66.0 (1200m)
Race State	Finished



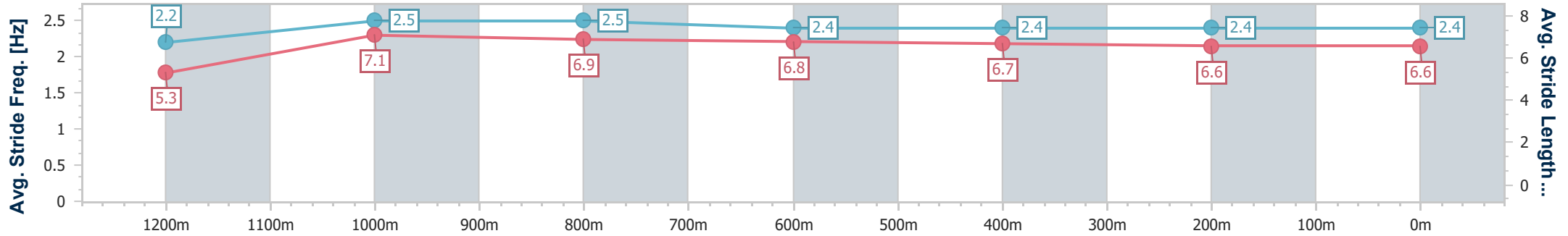
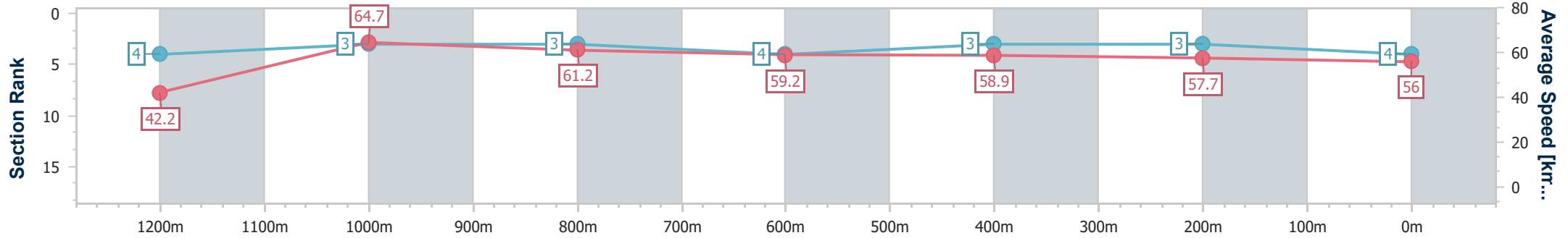
Toowoomba QLD Professional
Race 7: SHERRIN RENTALS BENCHMARK 60 Handicap - 1300m



28 March 2024 - 18:00

Track Rating: Soft 7, Weather: Fine, Rail Position: True

Section	Overall	1200m	1000m	800m	600m	400m	200m
Section Times	1:21.76 [4] (0:08.57)	1:13.19 [4] (0:11.13)	1:02.06 [3] (0:11.86)	0:50.20 [3] (0:12.37)	0:37.83 [4] (0:12.42)	0:25.41 [3] (0:12.56)	0:12.85 [3] (0:12.85)
Average Speed [km/h]	42.2	64.7	61.2	59.2	58.9	57.7	56.0
Top Speed [km/h]	65.2	66.0	63.3	60.2	60.9	58.5	57.8
Avg. Dist. to Rail [m]	7.6	2.7	2.9	3.9	3.2	2.4	1.9
Avg. Stride Freq. [Hz]	2.2	2.5	2.5	2.4	2.4	2.4	2.4
Avg. Stride Length [m]	5.3	7.1	6.9	6.8	6.7	6.6	6.6



- [] Ranking at each section and finish
- .-.- No data available at this section
- NA No data available



Horse/Jockey Name	Martini Dancer
Final Rank	5
Fastest Section Time (Section)	0:08.66 (Overall)
Top Speed [km/h] (Section)	64.5 (1200m)
Race State	Finished



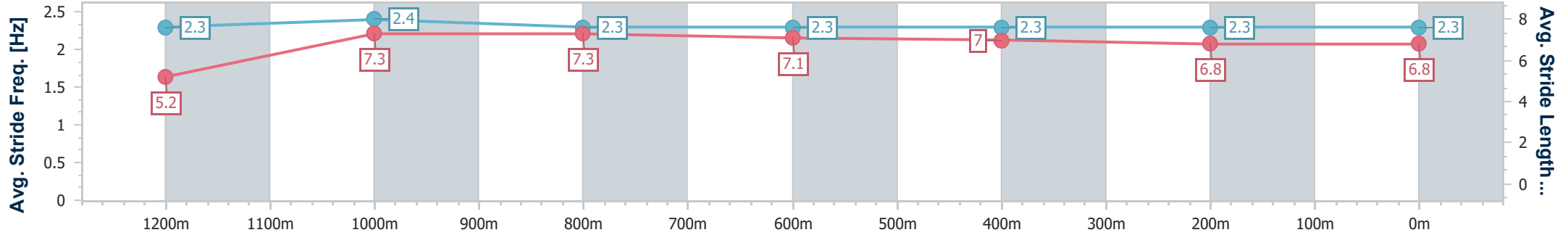
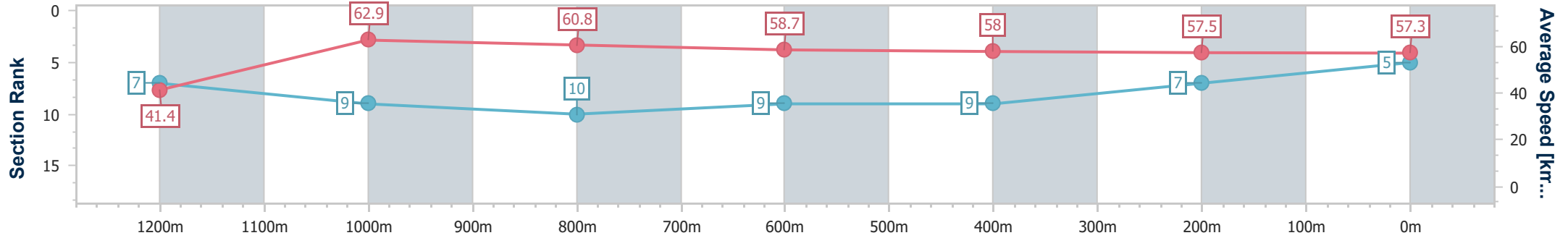
Toowoomba QLD Professional
Race 7: SHERRIN RENTALS BENCHMARK 60 Handicap - 1300m



28 March 2024 - 18:00

Track Rating: Soft 7, Weather: Fine, Rail Position: True

Section	Overall	1200m	1000m	800m	600m	400m	200m
Section Times	1:22.13 [5] (0:08.66)	1:13.47 [7] (0:11.49)	1:01.98 [9] (0:11.99)	0:49.99 [10] (0:12.37)	0:37.62 [9] (0:12.47)	0:25.15 [9] (0:12.56)	0:12.59 [7] (0:12.59)
Average Speed [km/h]	41.4	62.9	60.8	58.7	58.0	57.5	57.3
Top Speed [km/h]	62.8	64.5	62.6	60.7	59.6	58.8	57.9
Avg. Dist. to Rail [m]	11.5	5.7	3.8	2.3	0.7	1.5	4.0
Avg. Stride Freq. [Hz]	2.3	2.4	2.3	2.3	2.3	2.3	2.3
Avg. Stride Length [m]	5.2	7.3	7.3	7.1	7.0	6.8	6.8



- [] Ranking at each section and finish
- .-.- No data available at this section
- NA No data available



Horse/Jockey Name	Marcada
Final Rank	6
Fastest Section Time (Section)	0:08.66 (Overall)
Top Speed [km/h] (Section)	65.8 (1200m)
Race State	Finished



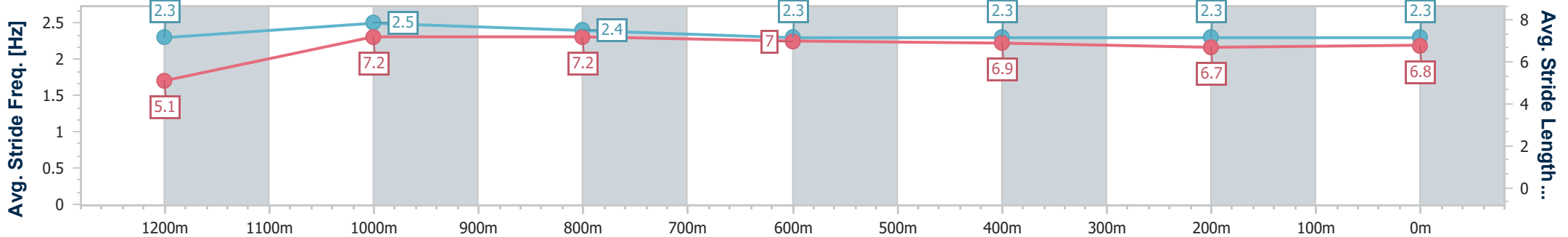
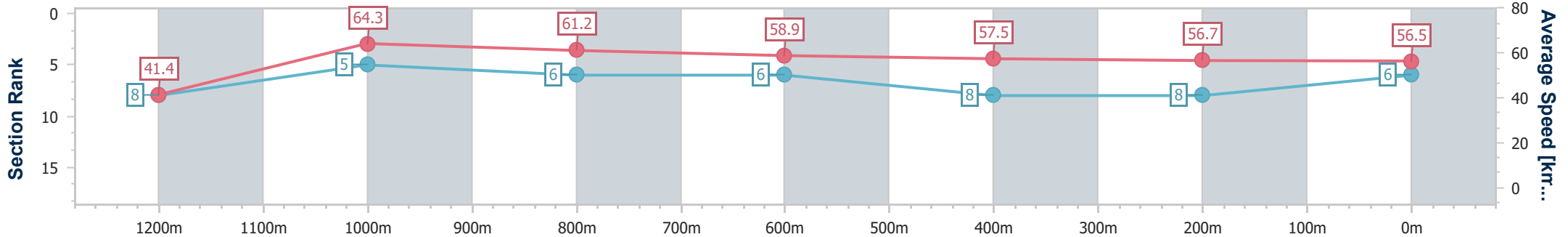
Toowoomba QLD Professional
Race 7: SHERRIN RENTALS BENCHMARK 60 Handicap - 1300m



28 March 2024 - 18:00

Track Rating: Soft 7, Weather: Fine, Rail Position: True

Section	Overall	1200m	1000m	800m	600m	400m	200m
Section Times	1:22.32 [6] (0:08.66)	1:13.66 [8] (0:11.21)	1:02.45 [5] (0:11.93)	0:50.52 [6] (0:12.33)	0:38.19 [6] (0:12.70)	0:25.49 [8] (0:12.74)	0:12.75 [8] (0:12.75)
Average Speed [km/h]	41.4	64.3	61.2	58.9	57.5	56.7	56.5
Top Speed [km/h]	61.9	65.8	63.5	60.1	59.6	58.6	57.2
Avg. Dist. to Rail [m]	7.7	3.6	3.8	3.0	2.4	1.4	1.6
Avg. Stride Freq. [Hz]	2.3	2.5	2.4	2.3	2.3	2.3	2.3
Avg. Stride Length [m]	5.1	7.2	7.2	7.0	6.9	6.7	6.8



- [] Ranking at each section and finish
- .-.- No data available at this section
- NA No data available



Horse/Jockey Name	Scenic Rim
Final Rank	7
Fastest Section Time (Section)	0:08.64 (Overall)
Top Speed [km/h] (Section)	68.7 (1200m)
Race State	Finished



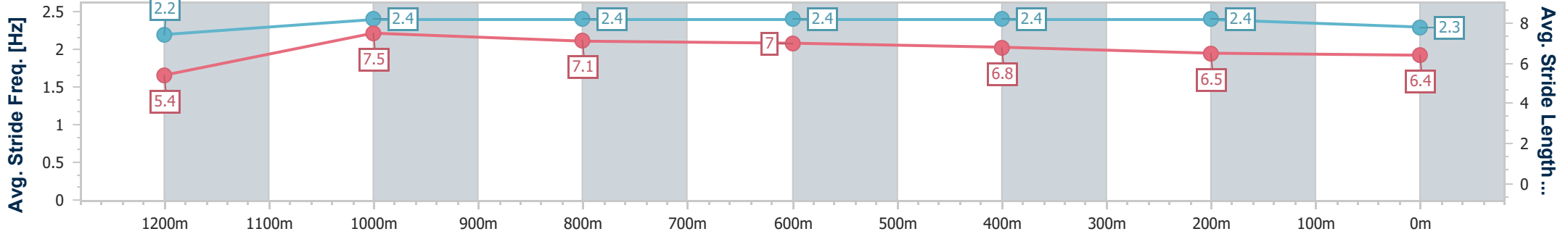
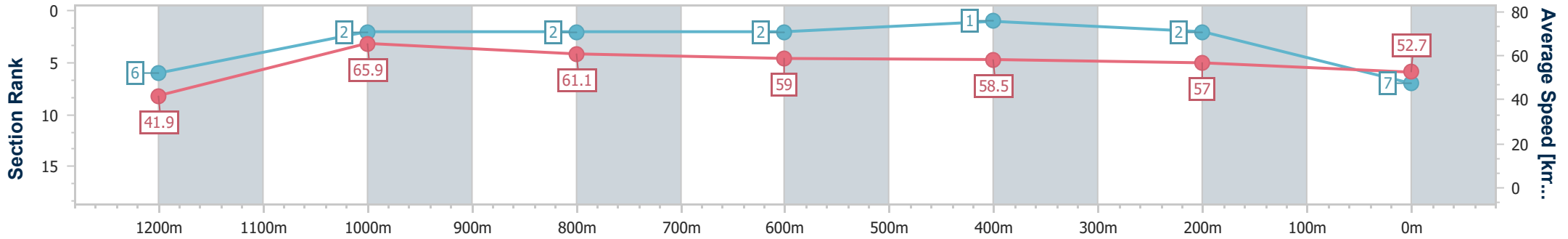
Toowoomba QLD Professional
Race 7: SHERRIN RENTALS BENCHMARK 60 Handicap - 1300m



28 March 2024 - 18:00

Track Rating: Soft 7, Weather: Fine, Rail Position: True

Section	Overall	1200m	1000m	800m	600m	400m	200m
Section Times	1:22.54 [7] (0:08.64)	1:13.90 [6] (0:10.95)	1:02.95 [2] (0:11.89)	0:51.06 [2] (0:12.32)	0:38.74 [2] (0:12.43)	0:26.31 [1] (0:12.67)	0:13.64 [2] (0:13.64)
Average Speed [km/h]	41.9	65.9	61.1	59.0	58.5	57.0	52.7
Top Speed [km/h]	65.5	68.7	64.2	59.6	59.4	58.6	55.3
Avg. Dist. to Rail [m]	10.0	3.4	2.4	2.8	1.7	1.3	1.4
Avg. Stride Freq. [Hz]	2.2	2.4	2.4	2.4	2.4	2.4	2.3
Avg. Stride Length [m]	5.4	7.5	7.1	7.0	6.8	6.5	6.4



- [] Ranking at each section and finish
- .-.- No data available at this section
- NA No data available



Horse/Jockey Name	Anyway You Want It
Final Rank	8
Fastest Section Time (Section)	0:08.77 (Overall)
Top Speed [km/h] (Section)	64.9 (1200m)
Race State	Finished



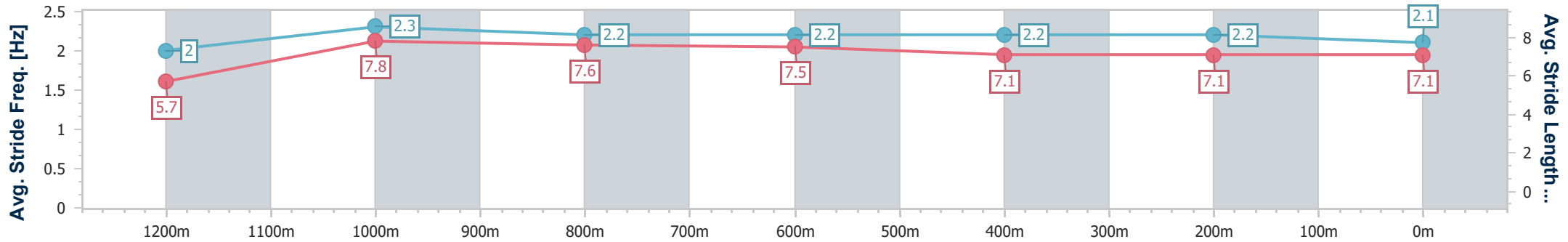
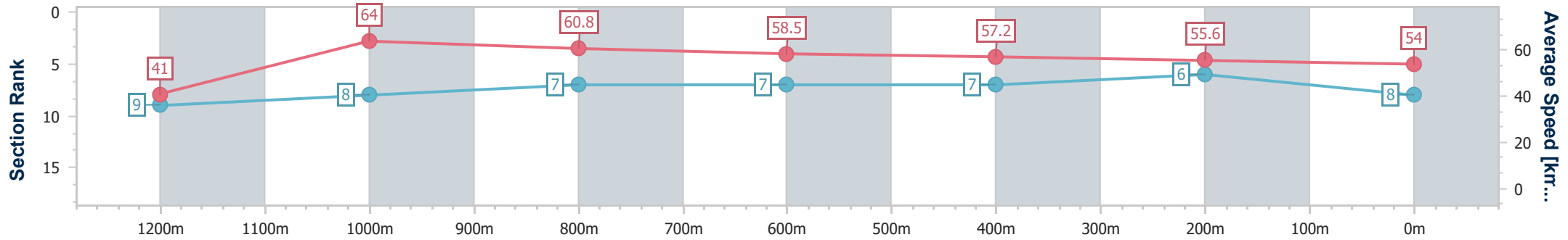
Toowoomba QLD Professional
Race 7: SHERRIN RENTALS BENCHMARK 60 Handicap - 1300m



28 March 2024 - 18:00

Track Rating: Soft 7, Weather: Fine, Rail Position: True

Section	Overall	1200m	1000m	800m	600m	400m	200m
Section Times	1:22.85 [8] (0:08.77)	1:14.08 [9] (0:11.24)	1:02.84 [8] (0:11.86)	0:50.98 [7] (0:12.35)	0:38.63 [7] (0:12.47)	0:26.16 [7] (0:12.83)	0:13.33 [6] (0:13.33)
Average Speed [km/h]	41.0	64.0	60.8	58.5	57.2	55.6	54.0
Top Speed [km/h]	63.4	64.9	62.1	59.2	58.2	56.4	55.2
Avg. Dist. to Rail [m]	4.0	1.7	0.6	0.2	2.0	1.3	0.8
Avg. Stride Freq. [Hz]	2.0	2.3	2.2	2.2	2.2	2.2	2.1
Avg. Stride Length [m]	5.7	7.8	7.6	7.5	7.1	7.1	7.1



- [] Ranking at each section and finish
- .-.- No data available at this section
- NA No data available



Horse/Jockey Name	Alert And Ready
Final Rank	9
Fastest Section Time (Section)	0:08.90 (Overall)
Top Speed [km/h] (Section)	64.5 (1200m)
Race State	Finished



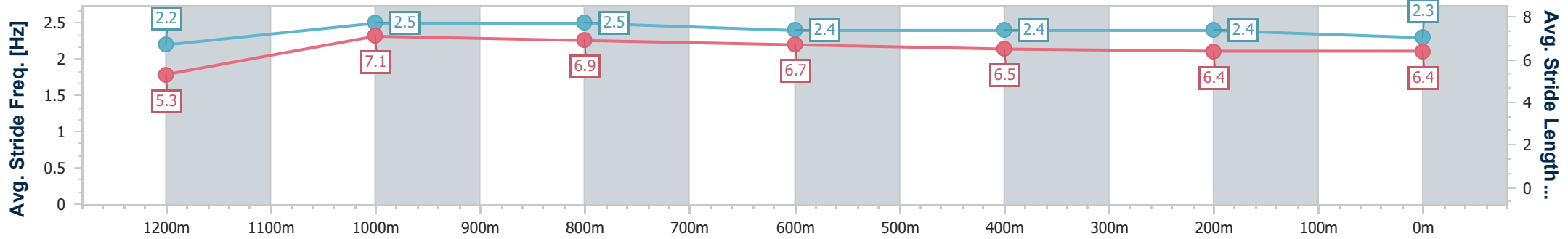
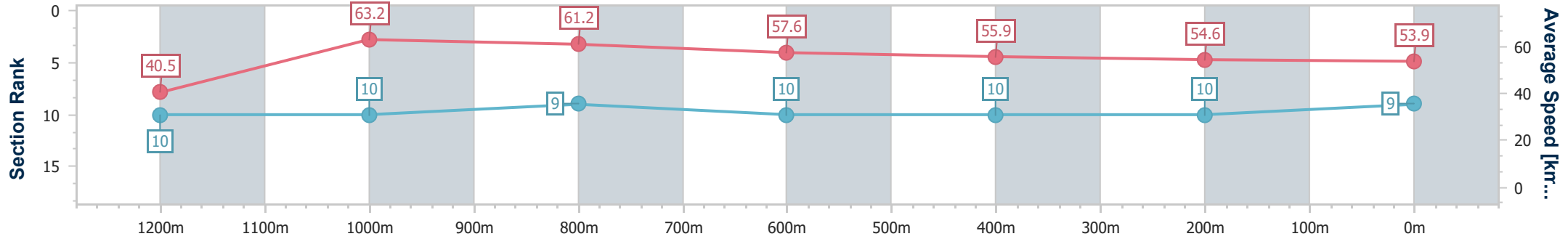
Toowoomba QLD Professional
Race 7: SHERRIN RENTALS BENCHMARK 60 Handicap - 1300m



28 March 2024 - 18:00

Track Rating: Soft 7, Weather: Fine, Rail Position: True

Section	Overall	1200m	1000m	800m	600m	400m	200m
Section Times	1:23.90 [9] (0:08.90)	1:15.00 [10] (0:11.40)	1:03.60 [10] (0:11.78)	0:51.82 [9] (0:12.53)	0:39.29 [10] (0:12.82)	0:26.47 [10] (0:13.10)	0:13.37 [10] (0:13.37)
Average Speed [km/h]	40.5	63.2	61.2	57.6	55.9	54.6	53.9
Top Speed [km/h]	61.1	64.5	63.3	59.1	57.7	56.1	55.1
Avg. Dist. to Rail [m]	7.8	3.1	1.1	0.5	1.4	1.3	0.8
Avg. Stride Freq. [Hz]	2.2	2.5	2.5	2.4	2.4	2.4	2.3
Avg. Stride Length [m]	5.3	7.1	6.9	6.7	6.5	6.4	6.4



- [] Ranking at each section and finish
- .-.- No data available at this section
- NA No data available



Horse/Jockey Name	Where's Tekay Now
Final Rank	10
Fastest Section Time (Section)	0:08.46 (Overall)
Top Speed [km/h] (Section)	67.6 (1200m)
Race State	Finished



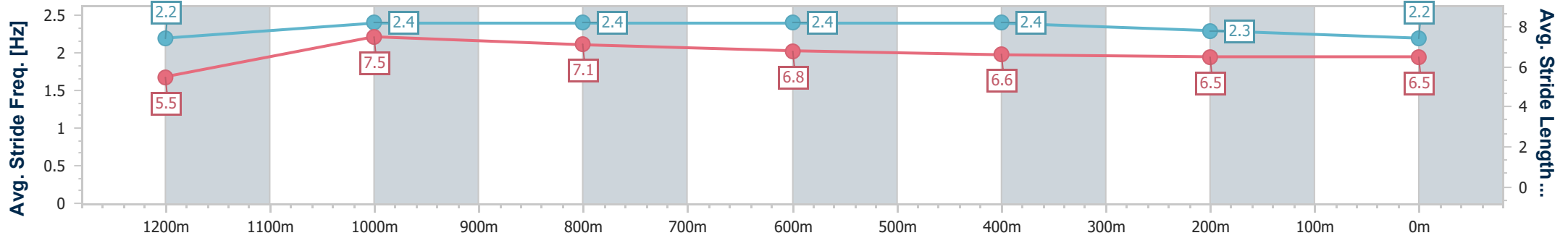
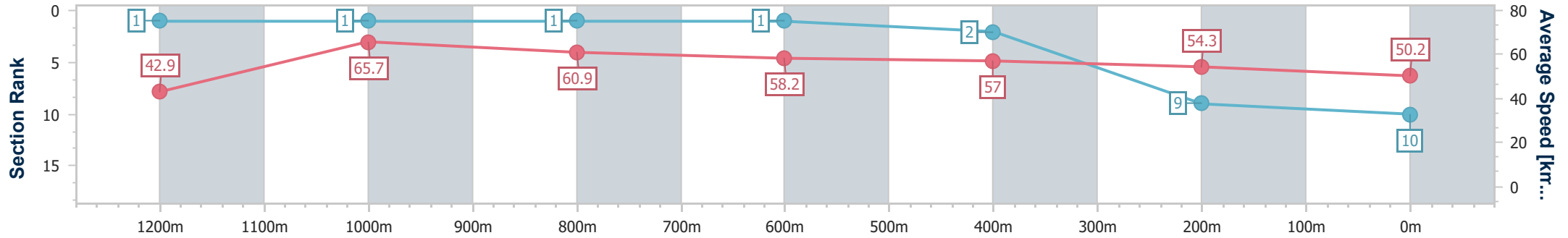
Toowoomba QLD Professional
Race 7: SHERRIN RENTALS BENCHMARK 60 Handicap - 1300m



28 March 2024 - 18:00

Track Rating: Soft 7, Weather: Fine, Rail Position: True

Section	Overall	1200m	1000m	800m	600m	400m	200m
Section Times	1:23.97 [10] (0:08.46)	1:15.51 [1] (0:10.97)	1:04.54 [1] (0:11.88)	0:52.66 [1] (0:12.45)	0:40.21 [1] (0:12.59)	0:27.62 [2] (0:13.30)	0:14.32 [9] (0:14.32)
Average Speed [km/h]	42.9	65.7	60.9	58.2	57.0	54.3	50.2
Top Speed [km/h]	65.4	67.6	64.5	59.8	59.7	55.8	53.1
Avg. Dist. to Rail [m]	6.9	2.6	0.9	1.1	0.2	0.6	1.5
Avg. Stride Freq. [Hz]	2.2	2.4	2.4	2.4	2.4	2.3	2.2
Avg. Stride Length [m]	5.5	7.5	7.1	6.8	6.6	6.5	6.5



- [] Ranking at each section and finish
- .-.- No data available at this section
- NA No data available