



# Rockhampton QLD Professional

## Race 5: Cap Yearling Sale Calcutta Friday April 5 QTIS Three-Years-Old Class 1 Handicap - 1050m

26 March 2024 - 16:12



Track Rating: Heavy 8, Weather: Showers, Rail Position: +8m

Section		Overall	1000m	800m	600m	400m	200m	Last 600m					
Field Times		1:02.58 (0:04.45)	0:58.13 (0:11.54)	0:46.59 (0:11.84)	0:34.75 (0:11.15)	0:23.60 (0:11.15)	0:12.45 (0:12.45)	0:34.75					
Rank	TAB Horse/Jockey	Barrier	Top Speed [km/h]	Fastest Section								Margin	Distance Travelled [m]
1	3 <b>DESERT KOBY</b> Justin Huxtable	3	66.7 400m	0:04.45 Overall	1:02.58 [1] (0:04.45)	0:58.13 [1] (0:11.54)	0:46.59 [1] (0:11.84)	0:34.75 [1] (0:11.15)	0:23.60 [1] (0:11.15)	0:12.45 [1] (0:12.45)	1:02.58	0:34.75	
2	8 <b>SHEZAPPEARLER</b> Emily Lang	8	67.1 600m	0:04.56 Overall	1:02.81 [2] (0:04.56)	0:58.25 [2] (0:11.72)	0:46.53 [3] (0:11.60)	0:34.93 [2] (0:11.17)	0:23.76 [3] (0:11.55)	0:12.21 [3] (0:12.21)	1.4L	0:34.93	+1
3	4 <b>ROBUST BOY</b> Jackson Murphy	4	66.3 400m	0:05.10 Overall	1:02.82 [3] (0:05.10)	0:57.72 [5] (0:11.90)	0:45.82 [5] (0:11.47)	0:34.35 [5] (0:10.99)	0:23.36 [4] (0:11.29)	0:12.07 [4] (0:12.07)	1.47L	0:34.35	-3
4	5 <b>PARA PARK CHANCE</b> Adam Sewell	5	66.3 600m	0:04.58 Overall	1:02.88 [4] (0:04.58)	0:58.30 [3] (0:11.43)	0:46.87 [2] (0:11.87)	0:35.00 [3] (0:11.10)	0:23.90 [2] (0:11.47)	0:12.43 [2] (0:12.43)	1.79L	0:35.00	+1
5	9 <b>HEDON'TWANTME</b> Colin Lennon	9	65.8 600m	0:04.64 Overall	1:04.08 [5] (0:04.64)	0:59.44 [4] (0:11.68)	0:47.76 [4] (0:11.98)	0:35.78 [4] (0:11.19)	0:24.59 [5] (0:11.56)	0:13.03 [5] (0:13.03)	8.86L	0:35.78	-2

Scratched: Divine Sienna (#6), Whitsunday Session (#7), Risky Investment (#2), Shadowen (#1)

[ ] Ranking at each section and finish  
 -:-:- No data available at this section  
 NA No data available

SCN Saddle cloth number  
 DNF Did not finish  
 DNT Did not track



Horse/Jockey Name	Desert Koby
Final Rank	1
Fastest Section Time (Section)	0:04.45 (Overall)
Top Speed [km/h] (Section)	66.7 (400m)
Race State	Finished



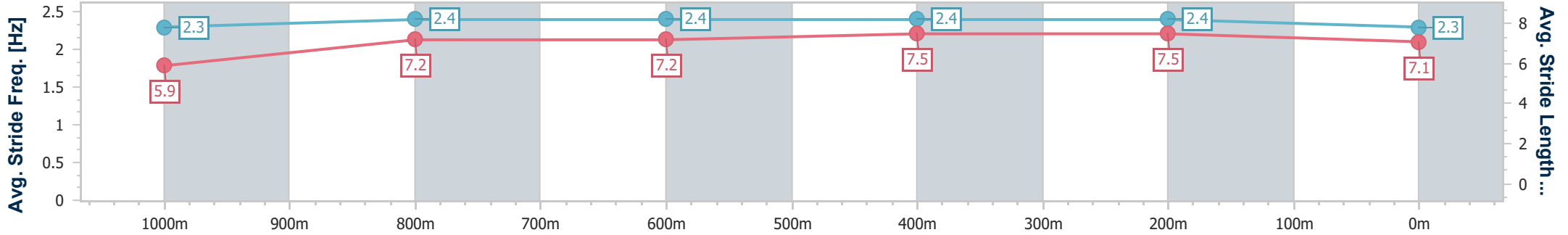
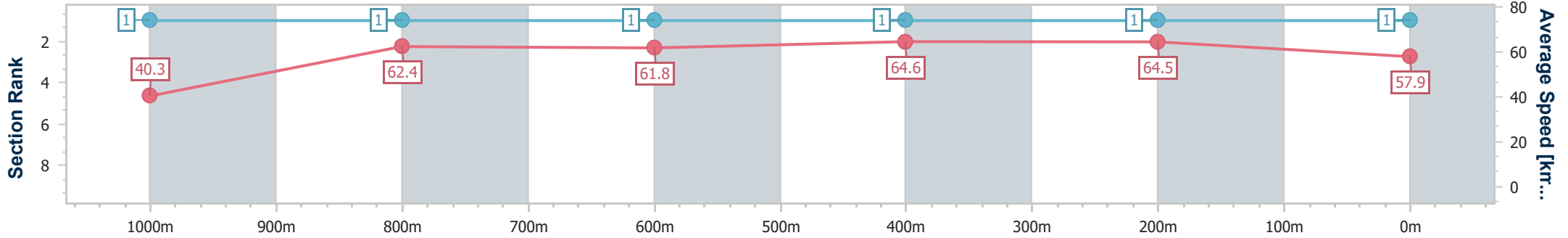
Rockhampton QLD Professional  
 Race 5: Cap Yearling Sale Calcutta Friday April 5 QTIS Three-  
 Years-Old Class 1 Handicap - 1050m



26 March 2024 - 16:12

Track Rating: Heavy 8, Weather: Showers, Rail Position: +8m

Section	Overall	1000m	800m	600m	400m	200m
Section Times	1:02.58 [1] (0:04.45)	0:58.13 [1] (0:11.54)	0:46.59 [1] (0:11.84)	0:34.75 [1] (0:11.15)	0:23.60 [1] (0:11.15)	0:12.45 [1] (0:12.45)
Average Speed [km/h]	40.3	62.4	61.8	64.6	64.5	57.9
Top Speed [km/h]	59.5	63.4	62.9	66.5	66.7	61.5
Avg. Dist. to Rail [m]	5.9	0.8	2.0	2.1	2.9	3.8
Avg. Stride Freq. [Hz]	2.3	2.4	2.4	2.4	2.4	2.3
Avg. Stride Length [m]	5.9	7.2	7.2	7.5	7.5	7.1



- [ ] Ranking at each section and finish
- .-.- No data available at this section
- NA No data available



Horse/Jockey Name	Shezapearler
Final Rank	2
Fastest Section Time (Section)	0:04.56 (Overall)
Top Speed [km/h] (Section)	67.1 (600m)
Race State	Finished



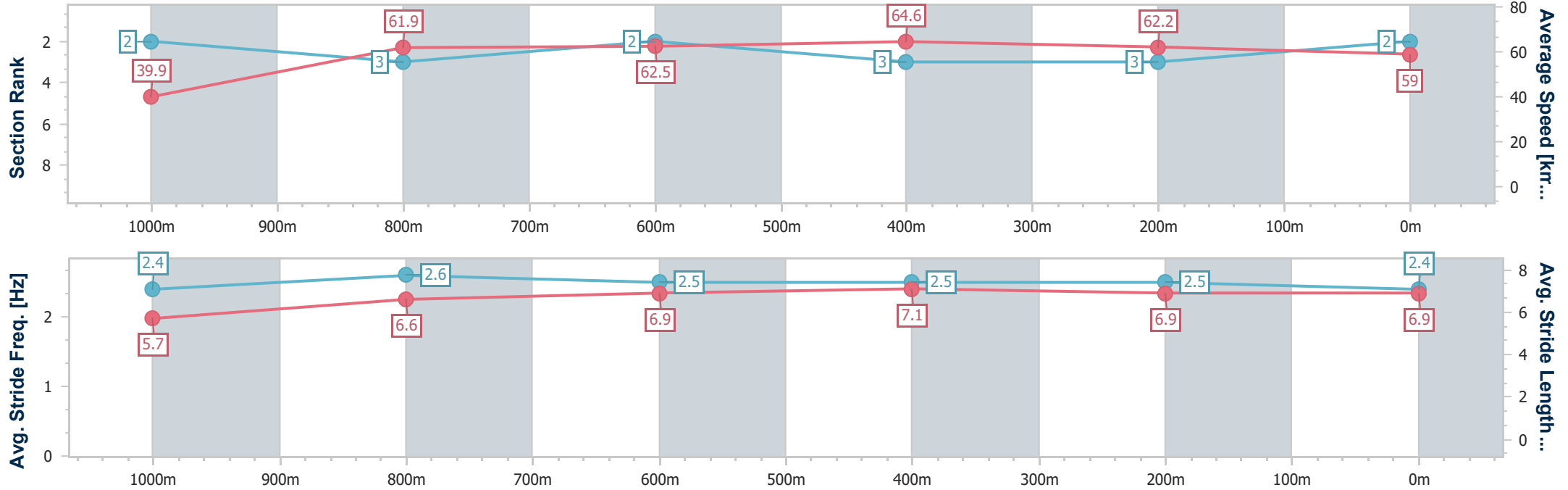
Rockhampton QLD Professional  
 Race 5: Cap Yearling Sale Calcutta Friday April 5 QTIS Three-  
 Years-Old Class 1 Handicap - 1050m



26 March 2024 - 16:12

Track Rating: Heavy 8, Weather: Showers, Rail Position: +8m

Section	Overall	1000m	800m	600m	400m	200m
Section Times	1:02.81 [2] (0:04.56)	0:58.25 [2] (0:11.72)	0:46.53 [3] (0:11.60)	0:34.93 [2] (0:11.17)	0:23.76 [3] (0:11.55)	0:12.21 [3] (0:12.21)
Average Speed [km/h]	39.9	61.9	62.5	64.6	62.2	59.0
Top Speed [km/h]	58.1	63.0	65.4	67.1	65.5	61.1
Avg. Dist. to Rail [m]	5.1	1.9	0.8	2.9	4.0	4.1
Avg. Stride Freq. [Hz]	2.4	2.6	2.5	2.5	2.5	2.4
Avg. Stride Length [m]	5.7	6.6	6.9	7.1	6.9	6.9



- [ ] Ranking at each section and finish
- .-.- No data available at this section
- NA No data available



Horse/Jockey Name	Robust Boy
Final Rank	3
Fastest Section Time (Section)	0:05.10 (Overall)
Top Speed [km/h] (Section)	66.3 (400m)
Race State	Finished



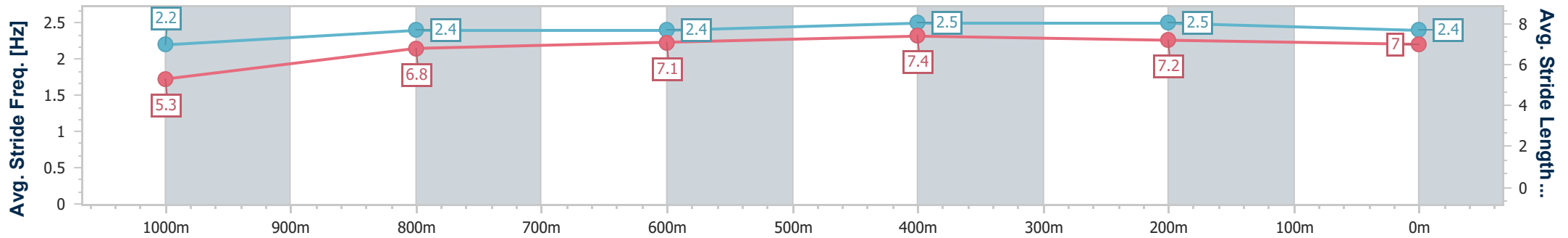
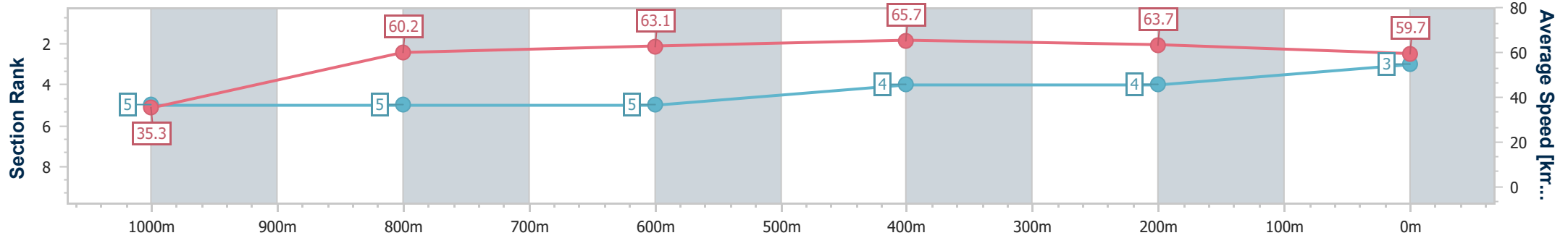
Rockhampton QLD Professional  
Race 5: Cap Yearling Sale Calcutta Friday April 5 QTIS Three-  
Years-Old Class 1 Handicap - 1050m

26 March 2024 - 16:12

Track Rating: Heavy 8, Weather: Showers, Rail Position: +8m



Section	Overall	1000m	800m	600m	400m	200m
Section Times	1:02.82 [3] (0:05.10)	0:57.72 [5] (0:11.90)	0:45.82 [5] (0:11.47)	0:34.35 [5] (0:10.99)	0:23.36 [4] (0:11.29)	0:12.07 [4] (0:12.07)
Average Speed [km/h]	35.3	60.2	63.1	65.7	63.7	59.7
Top Speed [km/h]	53.5	63.3	64.7	66.2	66.3	61.6
Avg. Dist. to Rail [m]	4.4	1.0	1.0	2.5	5.6	6.8
Avg. Stride Freq. [Hz]	2.2	2.4	2.4	2.5	2.5	2.4
Avg. Stride Length [m]	5.3	6.8	7.1	7.4	7.2	7.0



- [ ] Ranking at each section and finish
- .-.-.- No data available at this section
- NA No data available



Horse/Jockey Name	Para Park Chance
Final Rank	4
Fastest Section Time (Section)	0:04.58 (Overall)
Top Speed [km/h] (Section)	66.3 (600m)
Race State	Finished



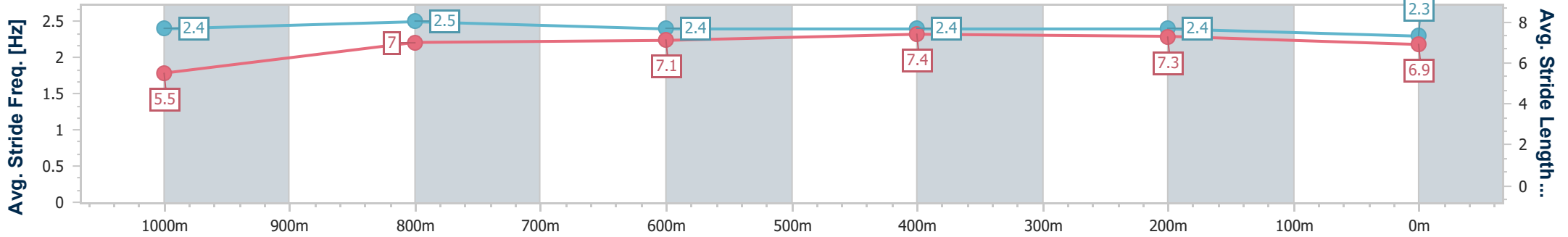
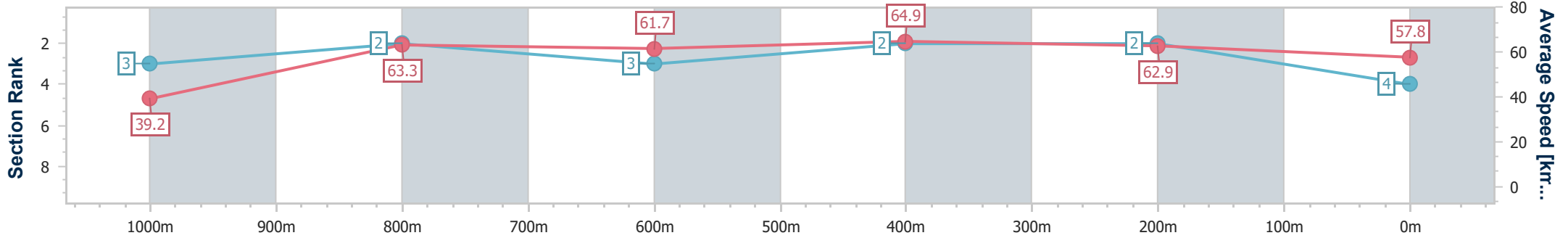
Rockhampton QLD Professional  
 Race 5: Cap Yearling Sale Calcutta Friday April 5 QTIS Three-  
 Years-Old Class 1 Handicap - 1050m



26 March 2024 - 16:12

Track Rating: Heavy 8, Weather: Showers, Rail Position: +8m

Section	Overall	1000m	800m	600m	400m	200m
Section Times	1:02.88 [4] (0:04.58)	0:58.30 [3] (0:11.43)	0:46.87 [2] (0:11.87)	0:35.00 [3] (0:11.10)	0:23.90 [2] (0:11.47)	0:12.43 [2] (0:12.43)
Average Speed [km/h]	39.2	63.3	61.7	64.9	62.9	57.8
Top Speed [km/h]	56.4	64.6	63.7	66.3	65.6	60.1
Avg. Dist. to Rail [m]	4.1	0.9	2.2	3.0	3.7	3.6
Avg. Stride Freq. [Hz]	2.4	2.5	2.4	2.4	2.4	2.3
Avg. Stride Length [m]	5.5	7.0	7.1	7.4	7.3	6.9



- [ ] Ranking at each section and finish
- .-.- No data available at this section
- NA No data available



Horse/Jockey Name	Hedon'twantme
Final Rank	5
Fastest Section Time (Section)	0:04.64 (Overall)
Top Speed [km/h] (Section)	65.8 (600m)
Race State	Finished



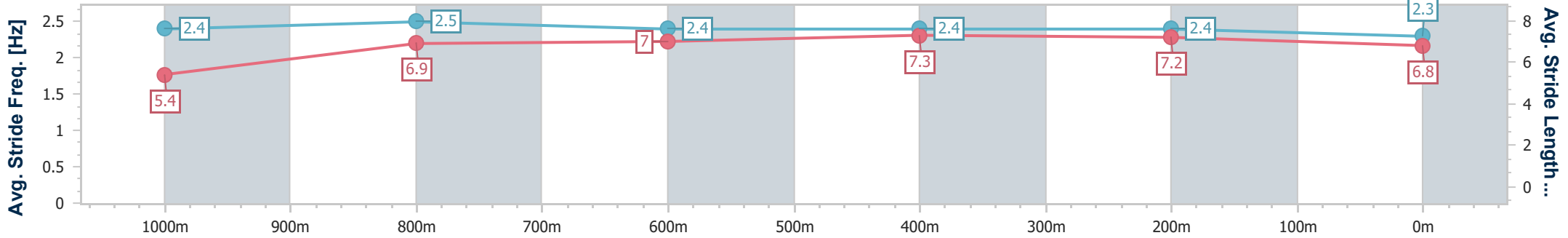
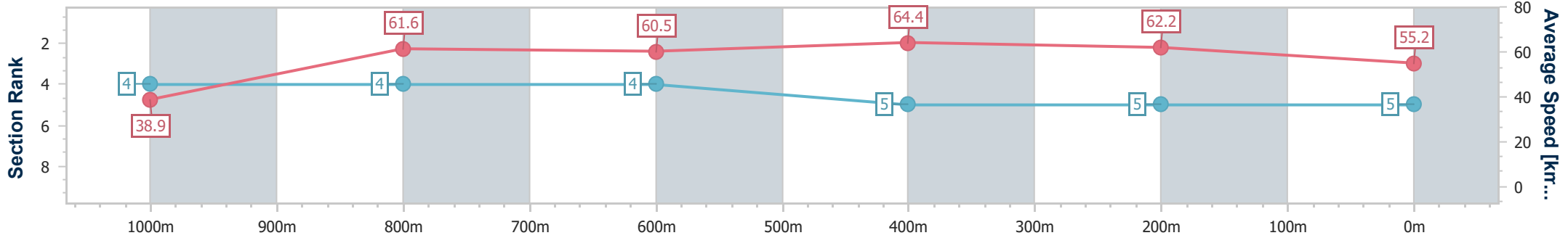
Rockhampton QLD Professional  
Race 5: Cap Yearling Sale Calcutta Friday April 5 QTIS Three-  
Years-Old Class 1 Handicap - 1050m

26 March 2024 - 16:12

Track Rating: Heavy 8, Weather: Showers, Rail Position: +8m



Section	Overall	1000m	800m	600m	400m	200m
Section Times	1:04.08 [5] (0:04.64)	0:59.44 [4] (0:11.68)	0:47.76 [4] (0:11.98)	0:35.78 [4] (0:11.19)	0:24.59 [5] (0:11.56)	0:13.03 [5] (0:13.03)
Average Speed [km/h]	38.9	61.6	60.5	64.4	62.2	55.2
Top Speed [km/h]	57.7	63.1	60.9	65.8	64.6	58.6
Avg. Dist. to Rail [m]	2.4	0.5	0.8	0.7	1.7	1.9
Avg. Stride Freq. [Hz]	2.4	2.5	2.4	2.4	2.4	2.3
Avg. Stride Length [m]	5.4	6.9	7.0	7.3	7.2	6.8



- [ ] Ranking at each section and finish
- .-.- No data available at this section
- NA No data available