



Rockhampton QLD Professional

Race 3: A Days Graze Catering BM65 Handicap - 1600m

26 March 2024 - 14:56



Track Rating: Heavy 8, Weather: Showers, Rail Position: +8m

Section		Overall	1400m	1200m	1000m	800m	600m	400m	Last 600m				
Field Times		1:39.40 (0:12.89)	1:26.51 (0:12.55)	1:13.96 (0:12.31)	1:01.65 (0:12.78)	0:48.87 (0:12.44)	0:36.43 (0:11.59)	0:24.84 (0:12.04)	0:36.43				
Rank	TAB Horse/Jockey	Barrier	Top Speed [km/h]	Fastest Section									Distance Travelled [m]
1	2 DEVIL KICK Yvette Lewis	2	64.8 600m	0:11.48 600m	1:39.40 [1] (0:13.59)	1:25.81 [4] (0:12.27)	1:13.54 [4] (0:12.48)	1:01.06 [4] (0:12.38)	0:48.68 [4] (0:12.62)	0:36.06 [4] (0:11.48)	0:24.58 [4] (0:11.92)	0:36.06	
2	1 CLASS OF ROYALTY Emily Lang	1	64.1 600m	0:11.54 600m	1:39.65 [2] (0:13.23)	1:26.42 [2] (0:12.39)	1:14.03 [2] (0:12.53)	1:01.50 [3] (0:12.53)	0:48.97 [3] (0:12.53)	0:36.44 [3] (0:11.54)	0:24.90 [2] (0:11.87)	0:36.44	+7
3	5 POET'S DAY Chris Whiteley	5	64.4 600m	0:11.59 600m	1:39.71 [3] (0:12.89)	1:26.82 [1] (0:12.55)	1:14.27 [1] (0:12.31)	1:01.96 [1] (0:12.78)	0:49.18 [1] (0:12.44)	0:36.74 [1] (0:11.59)	0:25.15 [1] (0:12.04)	0:36.74	+1
4	4 MAJESTICS REQUEST Ashley Butler	4	63.6 600m	0:11.56 600m	1:39.90 [4] (0:14.02)	1:25.88 [6] (0:12.13)	1:13.75 [6] (0:12.52)	1:01.23 [6] (0:12.54)	0:48.69 [6] (0:12.52)	0:36.17 [6] (0:11.56)	0:24.61 [6] (0:11.82)	0:36.17	+0
5	6 ROY'S ROAD Les Tilley	6	63.4 600m	0:11.68 600m	1:39.90 [5] (0:13.42)	1:26.48 [3] (0:12.25)	1:14.23 [3] (0:12.27)	1:01.96 [2] (0:12.59)	0:49.37 [2] (0:12.59)	0:36.78 [2] (0:11.68)	0:25.10 [3] (0:11.99)	0:36.78	+1
6	3 SRINI Justin Huxtable	3	63.5 600m	0:11.55 600m	1:40.85 [6] (0:13.76)	1:27.09 [5] (0:12.27)	1:14.82 [5] (0:12.33)	1:02.49 [5] (0:12.56)	0:49.93 [5] (0:12.49)	0:37.44 [5] (0:11.55)	0:25.89 [5] (0:12.10)	0:37.44	+5

Scratched: Enterprise Phoenix (#7), Lenny Rocket (#8)

[] Ranking at each section and finish
 -:-:- No data available at this section
 NA No data available

SCN Saddle cloth number
 DNF Did not finish
 DNT Did not track



Rockhampton QLD Professional

Race 3: A Days Graze Catering BM65 Handicap - 1600m

26 March 2024 - 14:56



Track Rating: Heavy 8, Weather: Showers, Rail Position: +8m

Section							200m			Last 600m
Field Times							0:12.80			0:36.43
Rank	TAB	Horse/Jockey	Barrier	Top Speed [km/h]	Fastest Section	Margin				Distance Travelled [m]
1	2	DEVIL KICK Yvette Lewis	2	64.8 600m	0:11.48 600m	0:12.66 [3] (0:12.66)	1:39.40		0:36.06	
2	1	CLASS OF ROYALTY Emily Lang	1	64.1 600m	0:11.54 600m	0:13.03 [2] (0:13.03)	1.46L		0:36.44	+7
3	5	POET'S DAY Chris Whiteley	5	64.4 600m	0:11.59 600m	0:13.11 [1] (0:13.11)	1.78L		0:36.74	+1
4	4	MAJESTICS REQUEST Ashley Butler	4	63.6 600m	0:11.56 600m	0:12.79 [6] (0:12.79)	2.89L		0:36.17	+0
5	6	ROY'S ROAD Les Tilley	6	63.4 600m	0:11.68 600m	0:13.11 [4] (0:13.11)	2.93L		0:36.78	+1
6	3	SRINI Justin Huxtable	3	63.5 600m	0:11.55 600m	0:13.79 [5] (0:13.79)	8.49L		0:37.44	+5

Scratched: Enterprise Phoenix (#7), Lenny Rocket (#8)



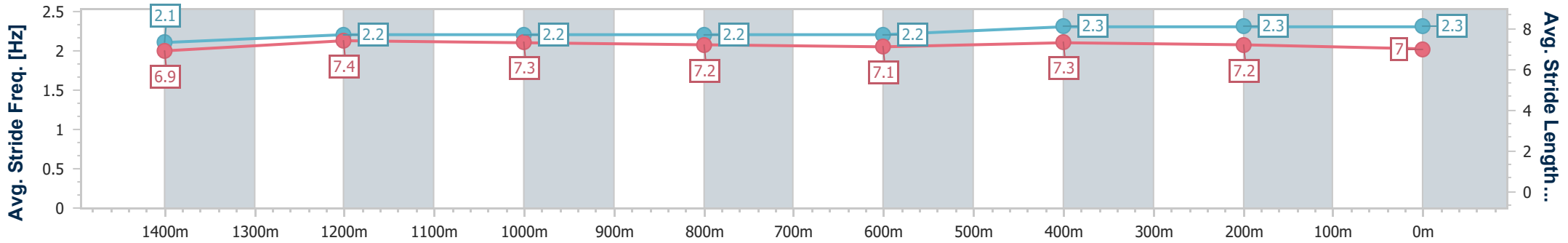
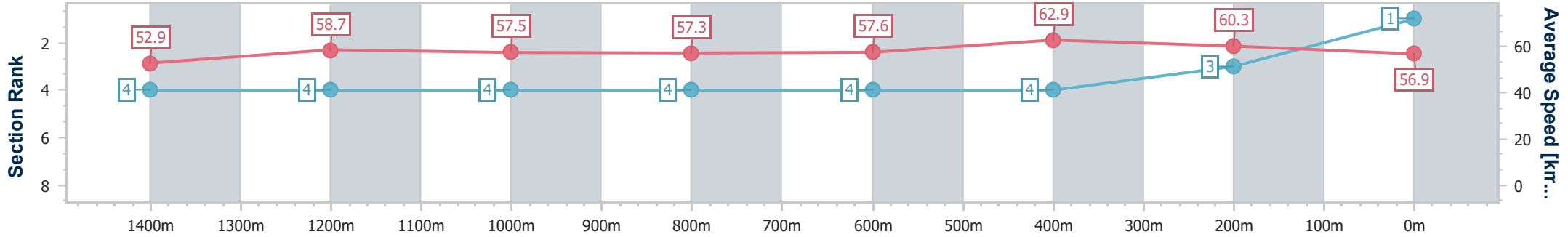
Horse/Jockey Name	Devil Kick
Final Rank	1
Fastest Section Time (Section)	0:11.48 (600m)
Top Speed [km/h] (Section)	64.8 (600m)
Race State	Finished



Rockhampton QLD Professional
 Race 3: A Days Graze Catering BM65 Handicap - 1600m
 26 March 2024 - 14:56
 Track Rating: Heavy 8, Weather: Showers, Rail Position: +8m



Section	Overall	1400m	1200m	1000m	800m	600m	400m	200m
Section Times	1:39.40 [1] (0:13.59)	1:25.81 [4] (0:12.27)	1:13.54 [4] (0:12.48)	1:01.06 [4] (0:12.38)	0:48.68 [4] (0:12.62)	0:36.06 [4] (0:11.48)	0:24.58 [4] (0:11.92)	0:12.66 [3] (0:12.66)
Average Speed [km/h]	52.9	58.7	57.5	57.3	57.6	62.9	60.3	56.9
Top Speed [km/h]	60.2	60.4	58.5	58.0	60.2	64.8	62.9	60.3
Avg. Dist. to Rail [m]	1.4	2.8	2.7	2.4	1.5	1.8	2.9	5.5
Avg. Stride Freq. [Hz]	2.1	2.2	2.2	2.2	2.2	2.3	2.3	2.3
Avg. Stride Length [m]	6.9	7.4	7.3	7.2	7.1	7.3	7.2	7.0



- [] Ranking at each section and finish
- .-.- No data available at this section
- NA No data available



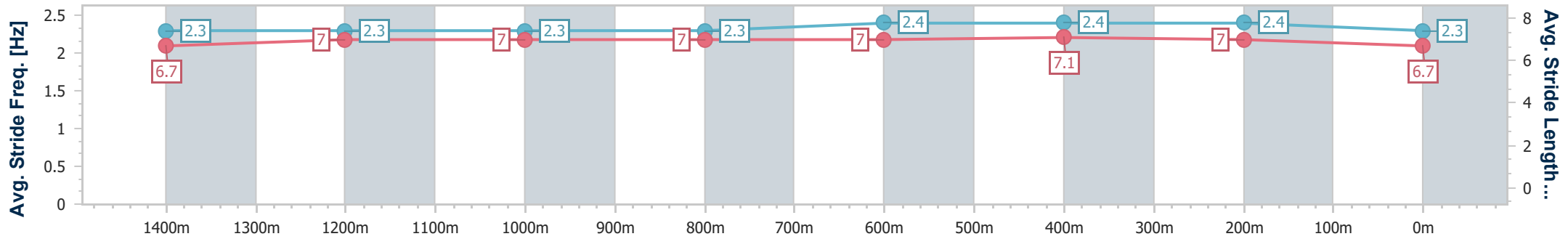
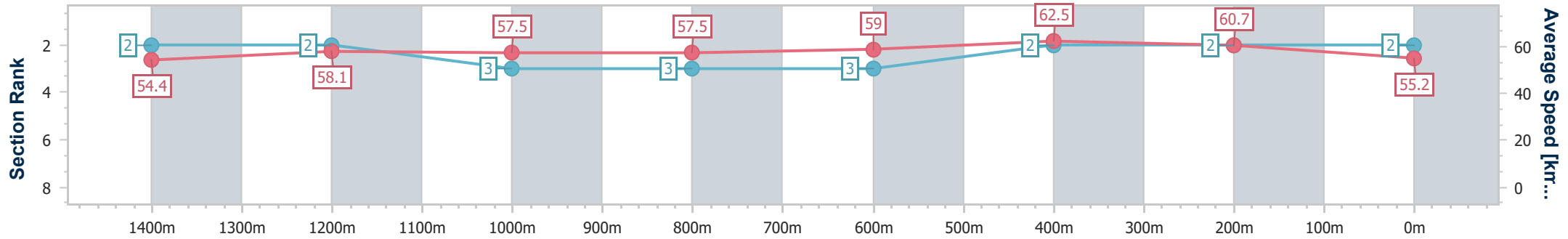
Horse/Jockey Name	Class Of Royalty
Final Rank	2
Fastest Section Time (Section)	0:11.54 (600m)
Top Speed [km/h] (Section)	64.1 (600m)
Race State	Finished



Rockhampton QLD Professional
 Race 3: A Days Graze Catering BM65 Handicap - 1600m
 26 March 2024 - 14:56
 Track Rating: Heavy 8, Weather: Showers, Rail Position: +8m



Section	Overall	1400m	1200m	1000m	800m	600m	400m	200m
Section Times	1:39.65 [2] (0:13.23)	1:26.42 [2] (0:12.39)	1:14.03 [2] (0:12.53)	1:01.50 [3] (0:12.53)	0:48.97 [3] (0:12.53)	0:36.44 [3] (0:11.54)	0:24.90 [2] (0:11.87)	0:13.03 [2] (0:13.03)
Average Speed [km/h]	54.4	58.1	57.5	57.5	59.0	62.5	60.7	55.2
Top Speed [km/h]	60.2	59.8	58.5	58.7	61.9	64.1	63.5	57.7
Avg. Dist. to Rail [m]	0.7	0.2	0.3	0.6	3.3	6.4	6.9	7.7
Avg. Stride Freq. [Hz]	2.3	2.3	2.3	2.3	2.4	2.4	2.4	2.3
Avg. Stride Length [m]	6.7	7.0	7.0	7.0	7.0	7.1	7.0	6.7



- [] Ranking at each section and finish
- .-.- No data available at this section
- NA No data available



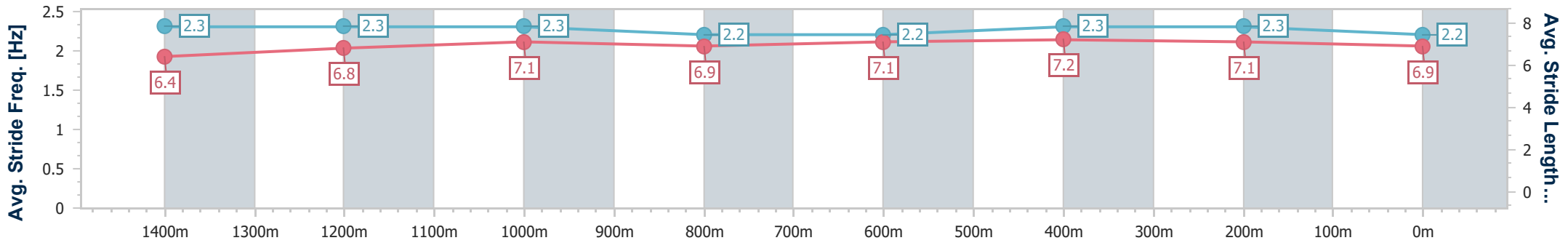
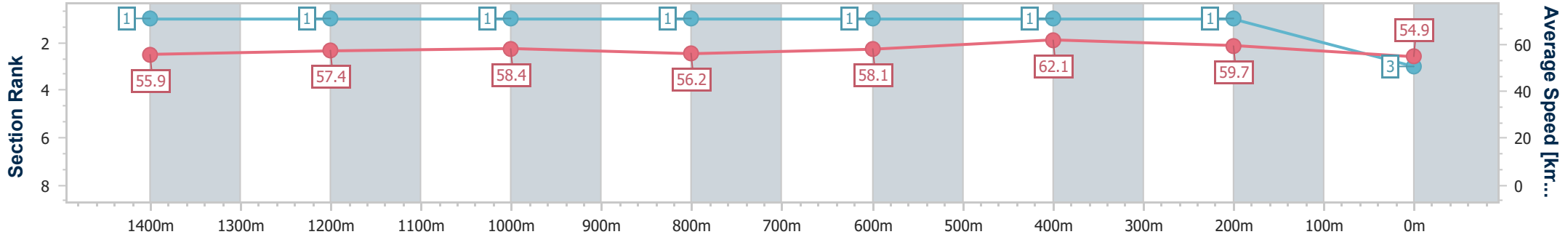
Horse/Jockey Name	Poet's Day
Final Rank	3
Fastest Section Time (Section)	0:11.59 (600m)
Top Speed [km/h] (Section)	64.4 (600m)
Race State	Finished



Rockhampton QLD Professional
 Race 3: A Days Graze Catering BM65 Handicap - 1600m
 26 March 2024 - 14:56
 Track Rating: Heavy 8, Weather: Showers, Rail Position: +8m



Section	Overall	1400m	1200m	1000m	800m	600m	400m	200m
Section Times	1:39.71 [3] (0:12.89)	1:26.82 [1] (0:12.55)	1:14.27 [1] (0:12.31)	1:01.96 [1] (0:12.78)	0:49.18 [1] (0:12.44)	0:36.74 [1] (0:11.59)	0:25.15 [1] (0:12.04)	0:13.11 [1] (0:13.11)
Average Speed [km/h]	55.9	57.4	58.4	56.2	58.1	62.1	59.7	54.9
Top Speed [km/h]	62.0	59.3	59.8	57.8	62.0	64.4	62.3	56.7
Avg. Dist. to Rail [m]	1.9	1.1	1.0	1.2	1.4	1.0	1.5	1.9
Avg. Stride Freq. [Hz]	2.3	2.3	2.3	2.2	2.2	2.3	2.3	2.2
Avg. Stride Length [m]	6.4	6.8	7.1	6.9	7.1	7.2	7.1	6.9



- [] Ranking at each section and finish
- .-.- No data available at this section
- NA No data available



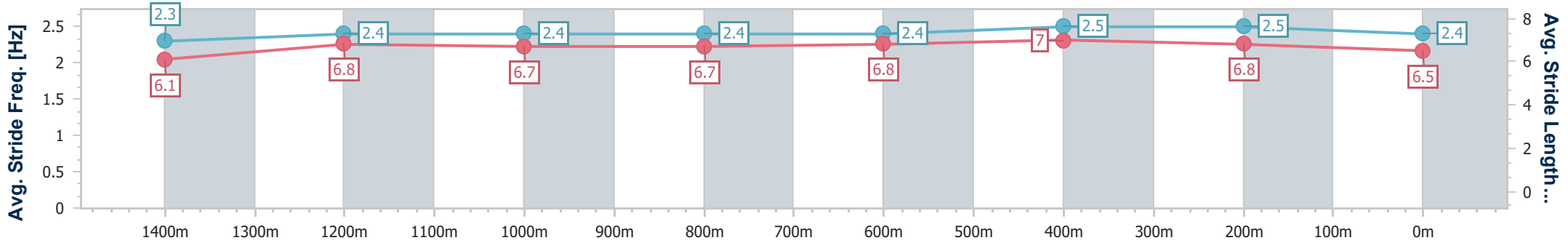
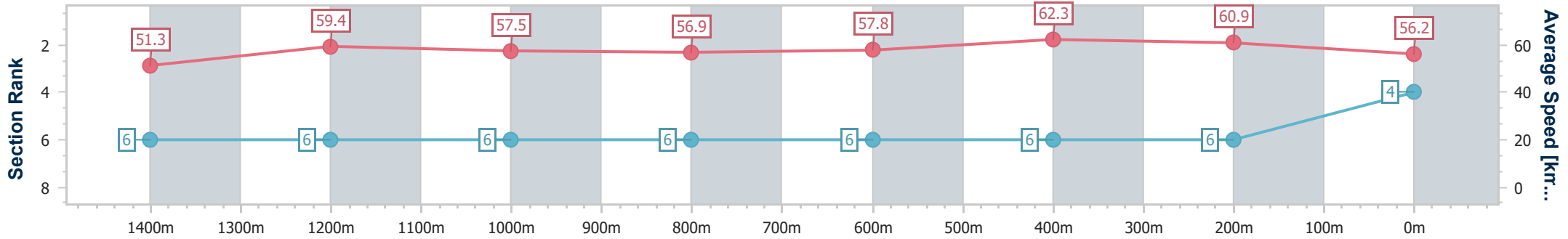
Horse/Jockey Name	Majestics Request
Final Rank	4
Fastest Section Time (Section)	0:11.56 (600m)
Top Speed [km/h] (Section)	63.6 (600m)
Race State	Finished



Rockhampton QLD Professional
 Race 3: A Days Graze Catering BM65 Handicap - 1600m
 26 March 2024 - 14:56
 Track Rating: Heavy 8, Weather: Showers, Rail Position: +8m



Section	Overall	1400m	1200m	1000m	800m	600m	400m	200m
Section Times	1:39.90 [4] (0:14.02)	1:25.88 [6] (0:12.13)	1:13.75 [6] (0:12.52)	1:01.23 [6] (0:12.54)	0:48.69 [6] (0:12.52)	0:36.17 [6] (0:11.56)	0:24.61 [6] (0:11.82)	0:12.79 [6] (0:12.79)
Average Speed [km/h]	51.3	59.4	57.5	56.9	57.8	62.3	60.9	56.2
Top Speed [km/h]	58.8	61.6	58.7	58.2	60.0	63.6	62.5	58.8
Avg. Dist. to Rail [m]	3.0	1.0	0.8	1.1	1.4	4.8	8.7	10.0
Avg. Stride Freq. [Hz]	2.3	2.4	2.4	2.4	2.4	2.5	2.5	2.4
Avg. Stride Length [m]	6.1	6.8	6.7	6.7	6.8	7.0	6.8	6.5



- [] Ranking at each section and finish
- .-.- No data available at this section
- NA No data available



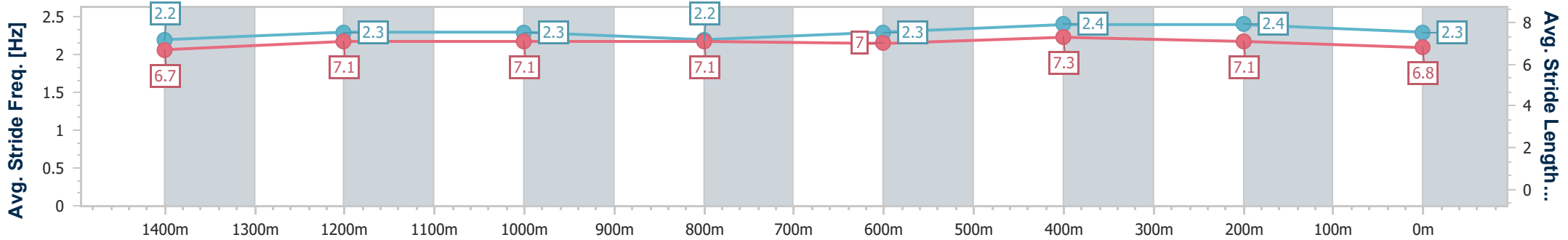
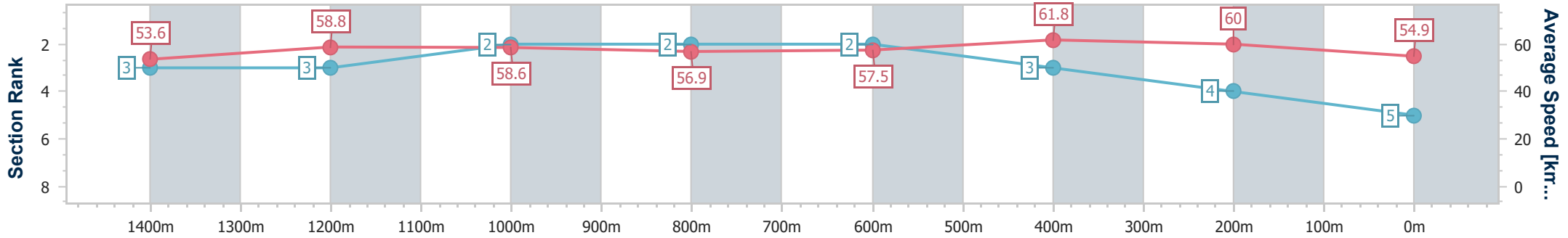
Horse/Jockey Name	Roy's Road
Final Rank	5
Fastest Section Time (Section)	0:11.68 (600m)
Top Speed [km/h] (Section)	63.4 (600m)
Race State	Finished



Rockhampton QLD Professional
 Race 3: A Days Graze Catering BM65 Handicap - 1600m
 26 March 2024 - 14:56
 Track Rating: Heavy 8, Weather: Showers, Rail Position: +8m



Section	Overall	1400m	1200m	1000m	800m	600m	400m	200m
Section Times	1:39.90 [5] (0:13.42)	1:26.48 [3] (0:12.25)	1:14.23 [3] (0:12.27)	1:01.96 [2] (0:12.59)	0:49.37 [2] (0:12.59)	0:36.78 [2] (0:11.68)	0:25.10 [3] (0:11.99)	0:13.11 [4] (0:13.11)
Average Speed [km/h]	53.6	58.8	58.6	56.9	57.5	61.8	60.0	54.9
Top Speed [km/h]	60.3	60.2	59.9	58.9	59.8	63.4	62.8	57.4
Avg. Dist. to Rail [m]	1.3	0.8	0.5	0.7	0.6	2.6	4.1	5.7
Avg. Stride Freq. [Hz]	2.2	2.3	2.3	2.2	2.3	2.4	2.4	2.3
Avg. Stride Length [m]	6.7	7.1	7.1	7.1	7.0	7.3	7.1	6.8



- [] Ranking at each section and finish
- .-.- No data available at this section
- NA No data available



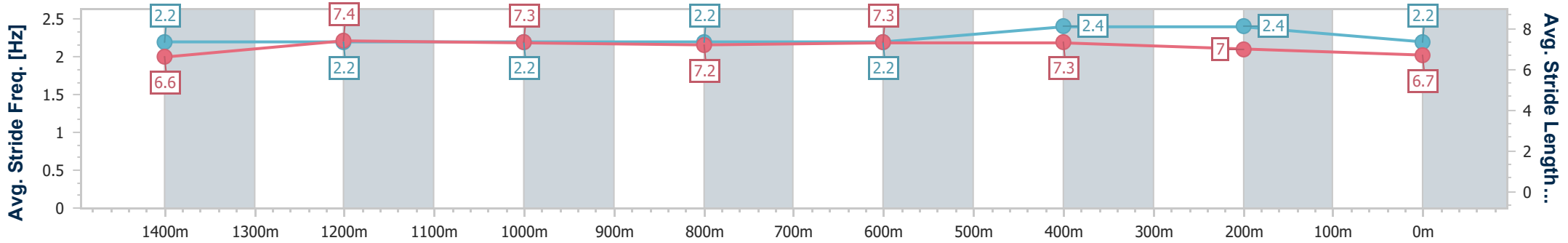
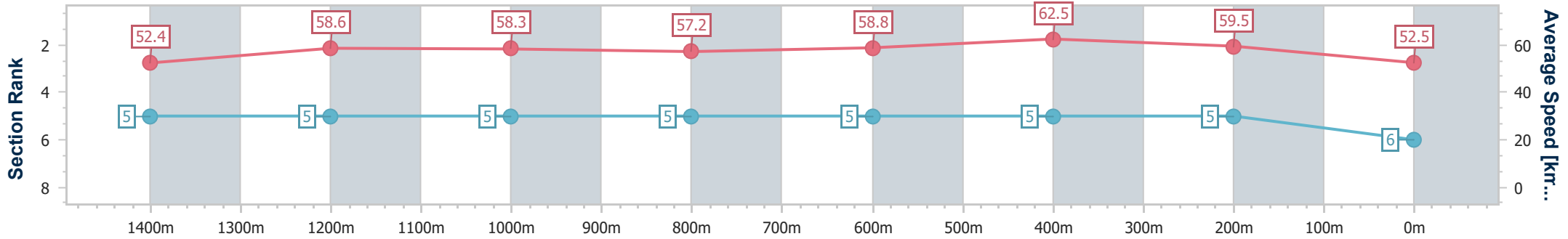
Horse/Jockey Name	Srini
Final Rank	6
Fastest Section Time (Section)	0:11.55 (600m)
Top Speed [km/h] (Section)	63.5 (600m)
Race State	Finished



Rockhampton QLD Professional
 Race 3: A Days Graze Catering BM65 Handicap - 1600m
 26 March 2024 - 14:56
 Track Rating: Heavy 8, Weather: Showers, Rail Position: +8m



Section	Overall	1400m	1200m	1000m	800m	600m	400m	200m
Section Times	1:40.85 [6] (0:13.76)	1:27.09 [5] (0:12.27)	1:14.82 [5] (0:12.33)	1:02.49 [5] (0:12.56)	0:49.93 [5] (0:12.49)	0:37.44 [5] (0:11.55)	0:25.89 [5] (0:12.10)	0:13.79 [5] (0:13.79)
Average Speed [km/h]	52.4	58.6	58.3	57.2	58.8	62.5	59.5	52.5
Top Speed [km/h]	59.9	60.3	59.5	58.1	62.8	63.5	62.3	56.3
Avg. Dist. to Rail [m]	1.1	1.1	1.1	0.9	2.5	5.2	6.2	7.0
Avg. Stride Freq. [Hz]	2.2	2.2	2.2	2.2	2.2	2.4	2.4	2.2
Avg. Stride Length [m]	6.6	7.4	7.3	7.2	7.3	7.3	7.0	6.7



- [] Ranking at each section and finish
- .-.- No data available at this section
- NA No data available