



# Toowoomba QLD Professional

## Race 7: BNW AUTOMOTIVE Maiden Plate - 2000m

23 March 2024 - 20:55



Track Rating: Soft 5, Weather: Showers, Rail Position: +2m Entire

Section														
Field Times	Overall	1800m	1600m	1400m	1200m	1000m	800m	Last 600m						
	2:09.04 (0:14.88)	1:54.16 (0:11.70)	1:42.46 (0:12.22)	1:30.24 (0:12.72)	1:17.52 (0:13.09)	1:04.43 (0:13.20)	0:51.23 (0:12.76)	0:38.47						
Rank	TAB	Horse/Jockey	Barrier	Top Speed [km/h]	Fastest Section									Distance Travelled [m]
1	1	<b>BATTALION</b> Les Tilley	1	62.8	0:11.70	2:09.04 [1] (0:14.88)	1:54.16 [1] (0:11.70)	1:42.46 [1] (0:12.22)	1:30.24 [1] (0:12.72)	1:17.52 [1] (0:13.09)	1:04.43 [1] (0:13.20)	0:51.23 [1] (0:12.76)	0:38.47	
2	6	<b>SUBAQUA</b> Micheal Hellyer	6	62.2	0:11.78	2:09.06 [2] (0:15.60)	1:53.46 [6] (0:11.78)	1:41.68 [5] (0:12.04)	1:29.64 [5] (0:12.89)	1:16.75 [6] (0:13.06)	1:03.69 [5] (0:13.29)	0:50.40 [4] (0:12.53)	0:37.87	+16
3	8	<b>IN THE PICTURE</b> Olivia Webb	8	62.8	0:11.96	2:09.64 [3] (0:15.49)	1:54.15 [5] (0:11.96)	1:42.19 [6] (0:12.03)	1:30.16 [6] (0:12.80)	1:17.36 [5] (0:13.14)	1:04.22 [6] (0:13.40)	0:50.82 [6] (0:12.70)	0:38.12	+2
4	4	<b>VAIN LUKE</b> Sophie Wilcock	4	62.3	0:11.95	2:09.74 [4] (0:15.28)	1:54.46 [4] (0:11.95)	1:42.51 [4] (0:12.09)	1:30.42 [4] (0:12.76)	1:17.66 [4] (0:13.12)	1:04.54 [4] (0:13.50)	0:51.04 [5] (0:12.71)	0:38.33	+10
5	7	<b>THE MAGICIAN</b> Karl Zechner	7	61.6	0:12.01	2:09.79 [5] (0:15.80)	1:53.99 [7] (0:12.04)	1:41.95 [7] (0:12.01)	1:29.94 [7] (0:12.78)	1:17.16 [7] (0:13.11)	1:04.05 [7] (0:13.35)	0:50.70 [7] (0:12.60)	0:38.10	+7
6	5	<b>CRUSADER RAZOR</b> Ryan Wiggins	5	62.5	0:11.82	2:10.10 [6] (0:15.07)	1:55.03 [3] (0:11.82)	1:43.21 [3] (0:12.09)	1:31.12 [3] (0:12.89)	1:18.23 [3] (0:13.12)	1:05.11 [3] (0:13.22)	0:51.89 [3] (0:12.77)	0:39.12	+10
7	2	<b>BOMBAY BRAWLER</b> Alisha Donald	2	63.4	0:11.69	2:10.34 [7] (0:15.00)	1:55.34 [2] (0:11.69)	1:43.65 [2] (0:12.20)	1:31.45 [2] (0:12.76)	1:18.69 [2] (0:13.05)	1:05.64 [2] (0:13.17)	0:52.47 [2] (0:12.80)	0:39.67	+7

Scratched: Klang Boy (#3)



# Toowoomba QLD Professional

## Race 7: BNW AUTOMOTIVE Maiden Plate - 2000m

23 March 2024 - 20:55



Track Rating: Soft 5, Weather: Showers, Rail Position: +2m Entire

Section				600m	400m	200m			Last 600m	
Field Times				0:38.47 (0:12.79)	0:25.68 (0:12.72)	0:12.96 (0:12.96)			0:38.47	
Rank	TAB	Horse/Jockey	Barrier	Top Speed [km/h]	Fastest Section	Margin			Distance Travelled [m]	
1	1	<b>BATTALION</b> Les Tilley	1	62.8 Overall	0:11.70 1800m	0:38.47 [1] (0:12.79)	0:25.68 [1] (0:12.72)	0:12.96 [1] (0:12.96)	2:09.04	0:38.47
2	6	<b>SUBAQUA</b> Micheal Hellyer	6	62.2 1800m	0:11.78 1800m	0:37.87 [4] (0:12.76)	0:25.11 [4] (0:12.57)	0:12.54 [2] (0:12.54)	0.1L	0:37.87 +16
3	8	<b>IN THE PICTURE</b> Olivia Webb	8	62.8 Overall	0:11.96 1800m	0:38.12 [6] (0:12.93)	0:25.19 [7] (0:12.59)	0:12.60 [6] (0:12.60)	3.4L	0:38.12 +2
4	4	<b>VAIN LUKE</b> Sophie Wilcock	4	62.3 Overall	0:11.95 1800m	0:38.33 [5] (0:12.78)	0:25.55 [5] (0:12.73)	0:12.82 [5] (0:12.82)	3.9L	0:38.33 +10
5	7	<b>THE MAGICIAN</b> Karl Zechner	7	61.6 1600m	0:12.01 1600m	0:38.10 [7] (0:12.63)	0:25.47 [6] (0:12.78)	0:12.69 [7] (0:12.69)	4.1L	0:38.10 +7
6	5	<b>CRUSADER RAZOR</b> Ryan Wiggins	5	62.5 Overall	0:11.82 1800m	0:39.12 [3] (0:12.65)	0:26.47 [2] (0:12.94)	0:13.53 [3] (0:13.53)	5.9L	0:39.12 +10
7	2	<b>BOMBAY BRAWLER</b> Alisha Donald	2	63.4 Overall	0:11.69 1800m	0:39.67 [2] (0:13.02)	0:26.65 [3] (0:13.01)	0:13.64 [4] (0:13.64)	7.2L	0:39.67 +7

Scratched: Klang Boy (#3)



Horse/Jockey Name	Battalion
Final Rank	1
Fastest Section Time (Section)	0:11.70 (1800m)
Top Speed [km/h] (Section)	62.8 (Overall)
Race State	Finished



### Toowoomba QLD Professional

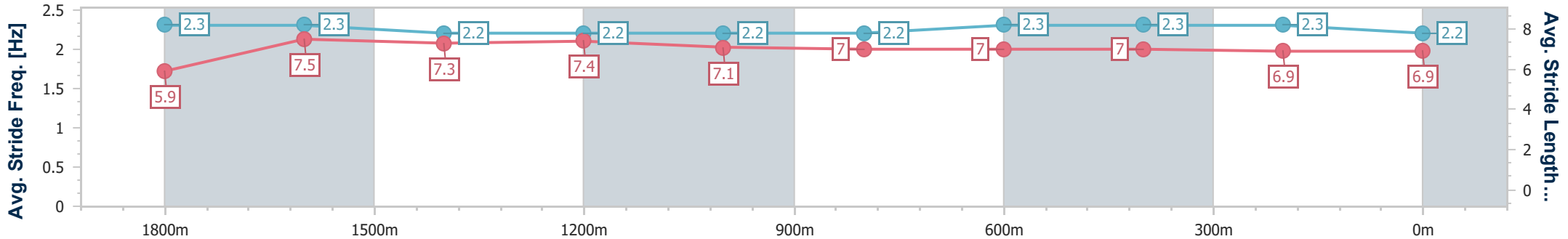
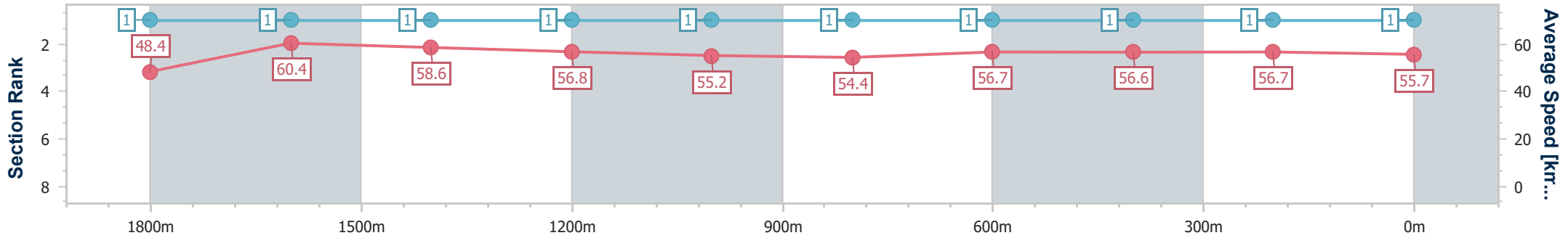
### Race 7: BNW AUTOMOTIVE Maiden Plate - 2000m

23 March 2024 - 20:55



Track Rating: Soft 5, Weather: Showers, Rail Position: +2m Entire

Section	Overall	1800m	1600m	1400m	1200m	1000m	800m	600m	400m	200m
Section Times	2:09.04 [1] (0:14.88)	1:54.16 [1] (0:11.70)	1:42.46 [1] (0:12.22)	1:30.24 [1] (0:12.72)	1:17.52 [1] (0:13.09)	1:04.43 [1] (0:13.20)	0:51.23 [1] (0:12.76)	0:38.47 [1] (0:12.79)	0:25.68 [1] (0:12.72)	0:12.96 [1] (0:12.96)
Average Speed [km/h]	48.4	60.4	58.6	56.8	55.2	54.4	56.7	56.6	56.7	55.7
Top Speed [km/h]	62.8	61.7	59.7	58.7	56.3	54.9	58.5	58.5	57.8	56.3
Avg. Dist. to Rail [m]	3.8	3.4	1.0	1.1	2.0	0.3	1.0	1.6	0.4	0.4
Avg. Stride Freq. [Hz]	2.3	2.3	2.2	2.2	2.2	2.2	2.3	2.3	2.3	2.2
Avg. Stride Length [m]	5.9	7.5	7.3	7.4	7.1	7.0	7.0	7.0	6.9	6.9



- [ ] Ranking at each section and finish
- .-.- No data available at this section
- NA No data available



Horse/Jockey Name	Subaqua
Final Rank	2
Fastest Section Time (Section)	0:11.78 (1800m)
Top Speed [km/h] (Section)	62.2 (1800m)
Race State	Finished



Toowoomba QLD Professional

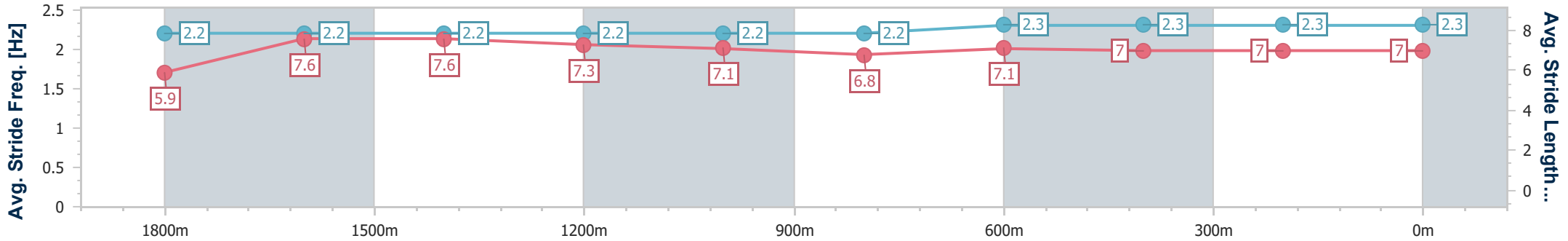
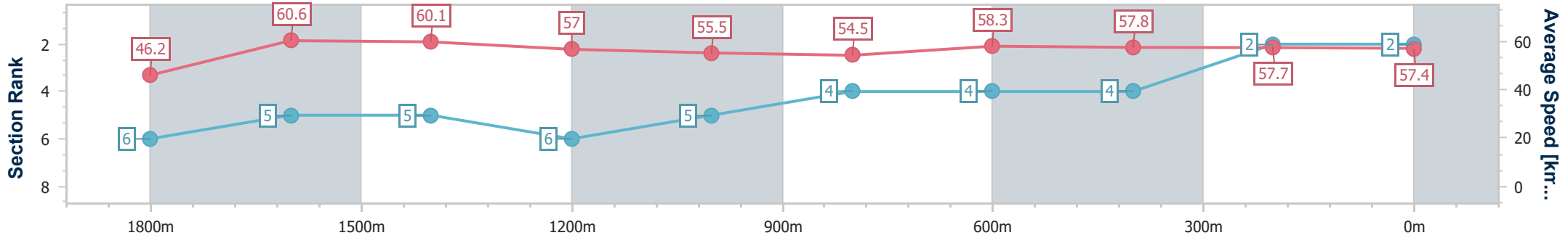
Race 7: BNW AUTOMOTIVE Maiden Plate - 2000m

23 March 2024 - 20:55



Track Rating: Soft 5, Weather: Showers, Rail Position: +2m Entire

Section	Overall	1800m	1600m	1400m	1200m	1000m	800m	600m	400m	200m
Section Times	2:09.06 [2] (0:15.60)	1:53.46 [6] (0:11.78)	1:41.68 [5] (0:12.04)	1:29.64 [5] (0:12.89)	1:16.75 [6] (0:13.06)	1:03.69 [5] (0:13.29)	0:50.40 [4] (0:12.53)	0:37.87 [4] (0:12.76)	0:25.11 [4] (0:12.57)	0:12.54 [2] (0:12.54)
Average Speed [km/h]	46.2	60.6	60.1	57.0	55.5	54.5	58.3	57.8	57.7	57.4
Top Speed [km/h]	61.3	62.2	62.1	59.7	57.0	56.5	60.8	60.3	58.9	59.2
Avg. Dist. to Rail [m]	2.4	0.9	1.8	3.5	3.9	2.9	4.2	4.2	3.1	3.3
Avg. Stride Freq. [Hz]	2.2	2.2	2.2	2.2	2.2	2.2	2.3	2.3	2.3	2.3
Avg. Stride Length [m]	5.9	7.6	7.6	7.3	7.1	6.8	7.1	7.0	7.0	7.0



- [ ] Ranking at each section and finish
- .-.- No data available at this section
- NA No data available



Horse/Jockey Name	In The Picture
Final Rank	3
Fastest Section Time (Section)	0:11.96 (1800m)
Top Speed [km/h] (Section)	62.8 (Overall)
Race State	Finished



### Toowoomba QLD Professional

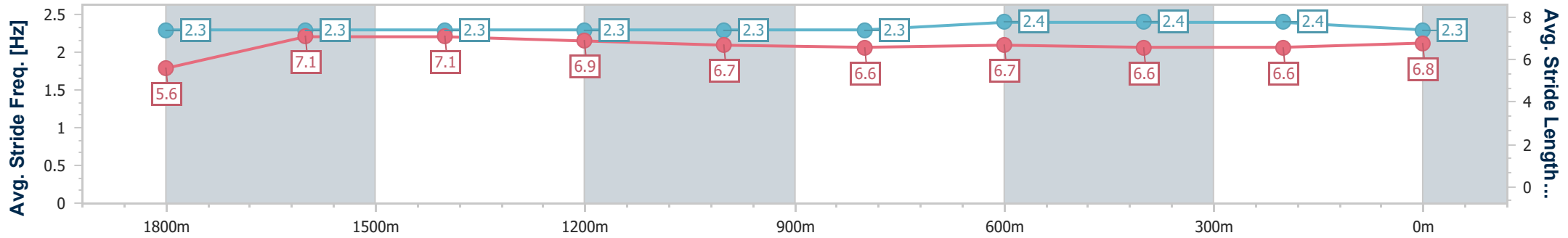
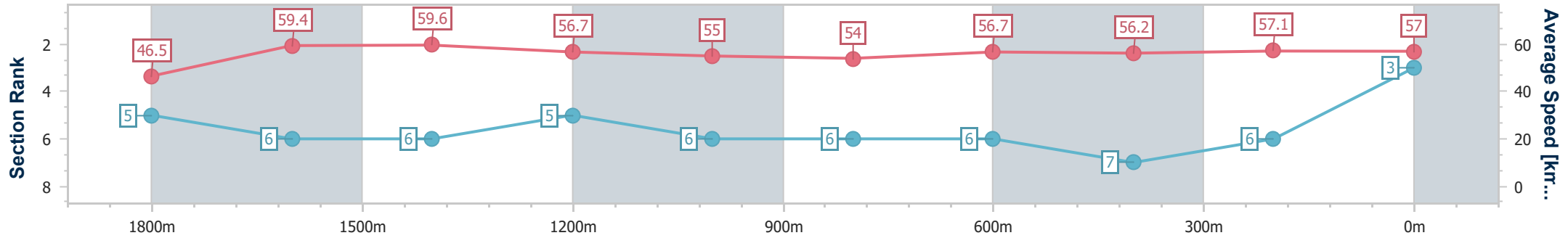
#### Race 7: BNW AUTOMOTIVE Maiden Plate - 2000m

23 March 2024 - 20:55



Track Rating: Soft 5, Weather: Showers, Rail Position: +2m Entire

Section	Overall	1800m	1600m	1400m	1200m	1000m	800m	600m	400m	200m
Section Times	2:09.64 [3] (0:15.49)	1:54.15 [5] (0:11.96)	1:42.19 [6] (0:12.03)	1:30.16 [6] (0:12.80)	1:17.36 [5] (0:13.14)	1:04.22 [6] (0:13.40)	0:50.82 [6] (0:12.70)	0:38.12 [6] (0:12.93)	0:25.19 [7] (0:12.59)	0:12.60 [6] (0:12.60)
Average Speed [km/h]	46.5	59.4	59.6	56.7	55.0	54.0	56.7	56.2	57.1	57.0
Top Speed [km/h]	62.8	60.7	60.5	59.3	56.9	55.8	57.8	58.7	58.4	57.8
Avg. Dist. to Rail [m]	3.0	2.6	0.4	1.3	1.9	1.2	1.1	1.3	0.8	2.1
Avg. Stride Freq. [Hz]	2.3	2.3	2.3	2.3	2.3	2.3	2.4	2.4	2.4	2.3
Avg. Stride Length [m]	5.6	7.1	7.1	6.9	6.7	6.6	6.7	6.6	6.6	6.8



- [ ] Ranking at each section and finish
- .-.- No data available at this section
- NA No data available



Horse/Jockey Name	Vain Luke
Final Rank	4
Fastest Section Time (Section)	0:11.95 (1800m)
Top Speed [km/h] (Section)	62.3 (Overall)
Race State	Finished



Toowoomba QLD Professional

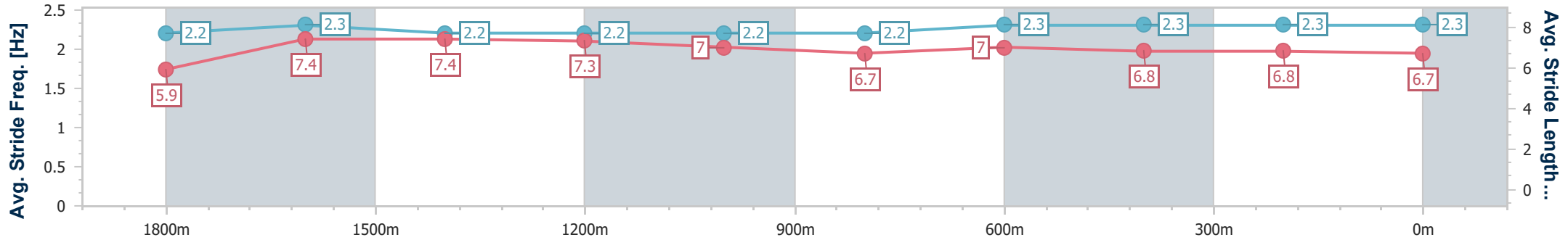
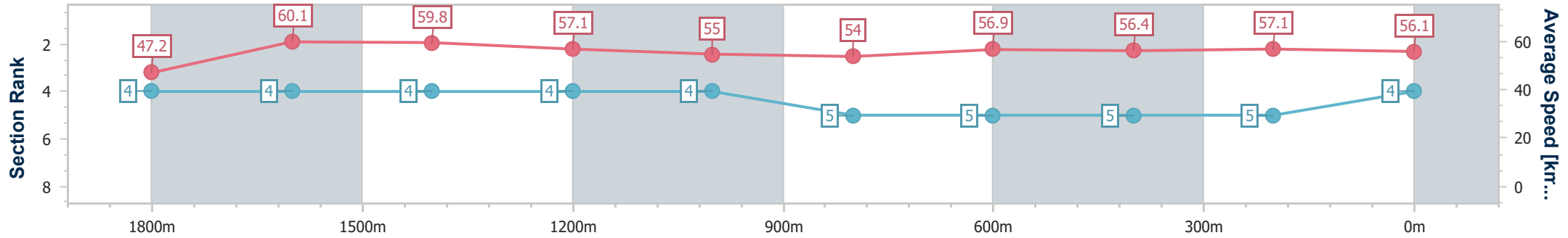
Race 7: BNW AUTOMOTIVE Maiden Plate - 2000m

23 March 2024 - 20:55



Track Rating: Soft 5, Weather: Showers, Rail Position: +2m Entire

Section	Overall	1800m	1600m	1400m	1200m	1000m	800m	600m	400m	200m
Section Times	2:09.74 [4] (0:15.28)	1:54.46 [4] (0:11.95)	1:42.51 [4] (0:12.09)	1:30.42 [4] (0:12.76)	1:17.66 [4] (0:13.12)	1:04.54 [4] (0:13.50)	0:51.04 [5] (0:12.71)	0:38.33 [5] (0:12.78)	0:25.55 [5] (0:12.73)	0:12.82 [5] (0:12.82)
Average Speed [km/h]	47.2	60.1	59.8	57.1	55.0	54.0	56.9	56.4	57.1	56.1
Top Speed [km/h]	62.3	60.7	61.1	59.4	57.4	54.9	59.1	59.1	58.7	57.3
Avg. Dist. to Rail [m]	2.0	0.8	0.8	2.7	3.4	2.7	1.5	1.0	2.5	4.3
Avg. Stride Freq. [Hz]	2.2	2.3	2.2	2.2	2.2	2.2	2.3	2.3	2.3	2.3
Avg. Stride Length [m]	5.9	7.4	7.4	7.3	7.0	6.7	7.0	6.8	6.8	6.7



- [ ] Ranking at each section and finish
- .-.- No data available at this section
- NA No data available



Horse/Jockey Name	The Magician
Final Rank	5
Fastest Section Time (Section)	0:12.01 (1600m)
Top Speed [km/h] (Section)	61.6 (1600m)
Race State	Finished



Toowoomba QLD Professional

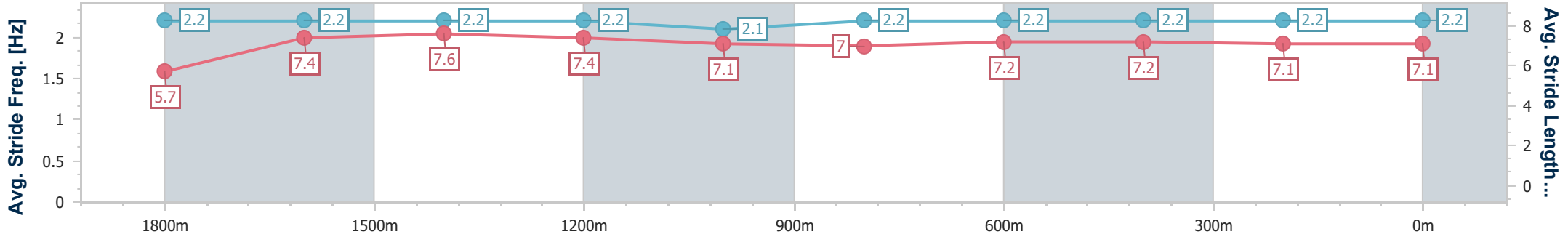
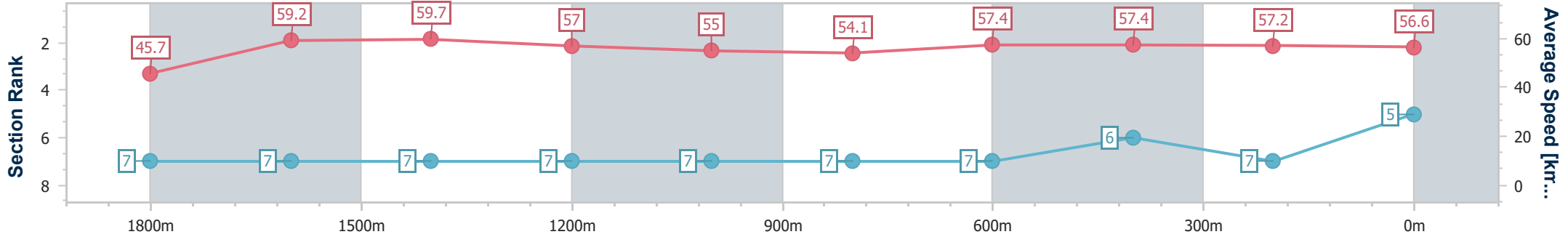
Race 7: BNW AUTOMOTIVE Maiden Plate - 2000m

23 March 2024 - 20:55



Track Rating: Soft 5, Weather: Showers, Rail Position: +2m Entire

Section	Overall	1800m	1600m	1400m	1200m	1000m	800m	600m	400m	200m
Section Times	2:09.79 [5] (0:15.80)	1:53.99 [7] (0:12.04)	1:41.95 [7] (0:12.01)	1:29.94 [7] (0:12.78)	1:17.16 [7] (0:13.11)	1:04.05 [7] (0:13.35)	0:50.70 [7] (0:12.60)	0:38.10 [7] (0:12.63)	0:25.47 [6] (0:12.78)	0:12.69 [7] (0:12.69)
Average Speed [km/h]	45.7	59.2	59.7	57.0	55.0	54.1	57.4	57.4	57.2	56.6
Top Speed [km/h]	59.9	60.2	61.6	60.1	56.7	56.7	58.7	59.1	58.4	57.3
Avg. Dist. to Rail [m]	3.1	1.5	0.6	1.5	1.9	1.5	1.3	1.7	3.9	5.9
Avg. Stride Freq. [Hz]	2.2	2.2	2.2	2.2	2.1	2.2	2.2	2.2	2.2	2.2
Avg. Stride Length [m]	5.7	7.4	7.6	7.4	7.1	7.0	7.2	7.2	7.1	7.1



- [ ] Ranking at each section and finish
- .-.- No data available at this section
- NA No data available



Horse/Jockey Name	Crusader Razor
Final Rank	6
Fastest Section Time (Section)	0:11.82 (1800m)
Top Speed [km/h] (Section)	62.5 (Overall)
Race State	Finished



Toowoomba QLD Professional

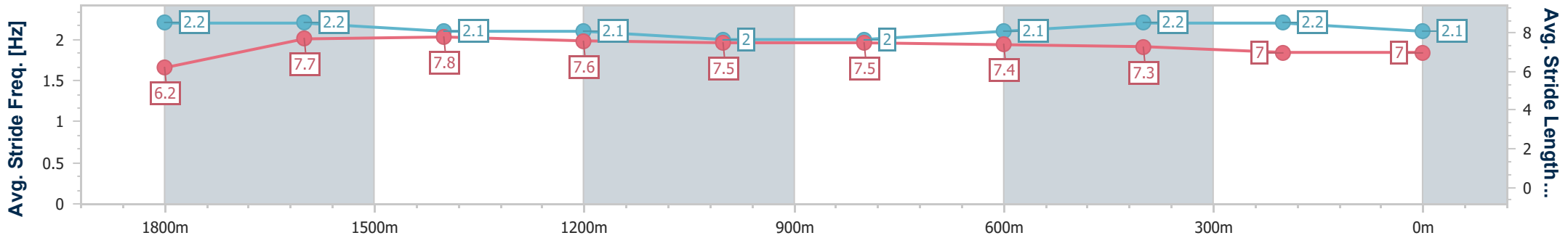
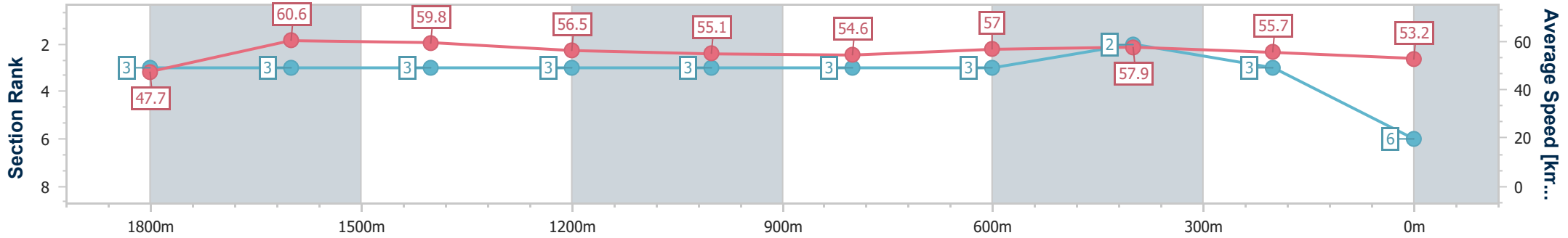
Race 7: BNW AUTOMOTIVE Maiden Plate - 2000m



23 March 2024 - 20:55

Track Rating: Soft 5, Weather: Showers, Rail Position: +2m Entire

Section	Overall	1800m	1600m	1400m	1200m	1000m	800m	600m	400m	200m
Section Times	2:10.10 [6] (0:15.07)	1:55.03 [3] (0:11.82)	1:43.21 [3] (0:12.09)	1:31.12 [3] (0:12.89)	1:18.23 [3] (0:13.12)	1:05.11 [3] (0:13.22)	0:51.89 [3] (0:12.77)	0:39.12 [3] (0:12.65)	0:26.47 [2] (0:12.94)	0:13.53 [3] (0:13.53)
Average Speed [km/h]	47.7	60.6	59.8	56.5	55.1	54.6	57.0	57.9	55.7	53.2
Top Speed [km/h]	62.5	61.7	60.5	58.5	58.0	56.1	58.6	58.9	57.2	55.3
Avg. Dist. to Rail [m]	2.0	0.8	0.8	2.3	2.1	0.8	3.2	3.1	1.9	0.9
Avg. Stride Freq. [Hz]	2.2	2.2	2.1	2.1	2.0	2.0	2.1	2.2	2.2	2.1
Avg. Stride Length [m]	6.2	7.7	7.8	7.6	7.5	7.5	7.4	7.3	7.0	7.0



- [ ] Ranking at each section and finish
- .-.- No data available at this section
- NA No data available





Horse/Jockey Name	Bombay Brawler
Final Rank	7
Fastest Section Time (Section)	0:11.69 (1800m)
Top Speed [km/h] (Section)	63.4 (Overall)
Race State	Finished



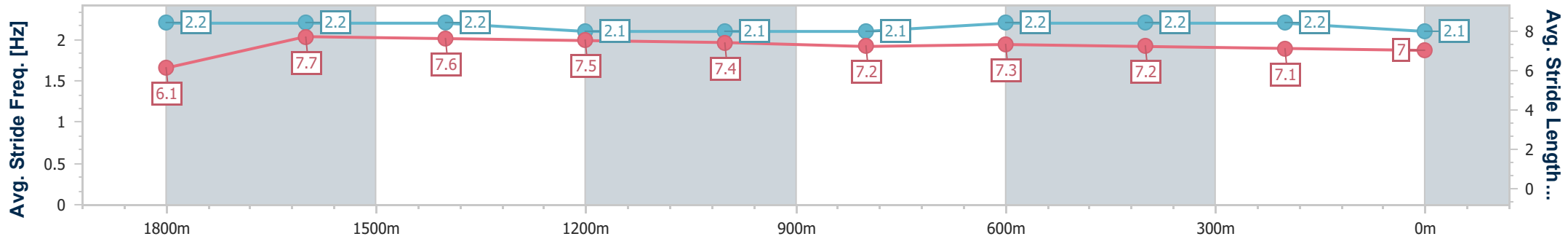
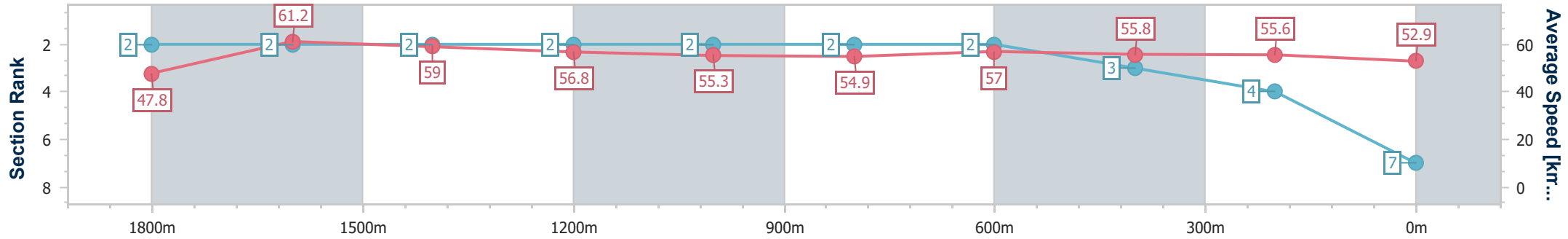
Toowoomba QLD Professional  
Race 7: BNW AUTOMOTIVE Maiden Plate - 2000m



23 March 2024 - 20:55

Track Rating: Soft 5, Weather: Showers, Rail Position: +2m Entire

Section	Overall	1800m	1600m	1400m	1200m	1000m	800m	600m	400m	200m
Section Times	2:10.34 [7] (0:15.00)	1:55.34 [2] (0:11.69)	1:43.65 [2] (0:12.20)	1:31.45 [2] (0:12.76)	1:18.69 [2] (0:13.05)	1:05.64 [2] (0:13.17)	0:52.47 [2] (0:12.80)	0:39.67 [2] (0:13.02)	0:26.65 [3] (0:13.01)	0:13.64 [4] (0:13.64)
Average Speed [km/h]	47.8	61.2	59.0	56.8	55.3	54.9	57.0	55.8	55.6	52.9
Top Speed [km/h]	63.4	62.5	59.8	59.5	56.4	56.0	58.3	57.6	56.7	54.2
Avg. Dist. to Rail [m]	2.1	1.5	0.5	1.5	2.0	1.3	3.6	2.1	1.1	0.6
Avg. Stride Freq. [Hz]	2.2	2.2	2.2	2.1	2.1	2.1	2.2	2.2	2.2	2.1
Avg. Stride Length [m]	6.1	7.7	7.6	7.5	7.4	7.2	7.3	7.2	7.1	7.0



- [ ] Ranking at each section and finish
- .-.- No data available at this section
- NA No data available