



# Toowoomba QLD Professional

## Race 5: DJL BUILDING GROUP Class 3 Handicap - 1625m

23 March 2024 - 19:47



Track Rating: Good 4, Weather: Showers, Rail Position: +2m Entire

Section		Overall	1400m	1200m	1000m	800m	600m	400m	Last 600m				
Field Times		1:41.19 (0:15.22)	1:25.97 (0:11.65)	1:14.32 (0:12.27)	1:02.05 (0:12.86)	0:49.19 (0:12.65)	0:36.54 (0:12.17)	0:24.37 (0:12.14)	0:36.54				
Rank	TAB Horse/Jockey	Barrier	Top Speed [km/h]	Fastest Section									Distance Travelled [m]
1	2 <b>WOWIT'S WILLYWONKA</b> Alisha Donald	2	65.8 Overall	0:11.65 1400m	1:41.19 [1] (0:15.22)	1:25.97 [1] (0:11.65)	1:14.32 [1] (0:12.27)	1:02.05 [1] (0:12.86)	0:49.19 [1] (0:12.65)	0:36.54 [1] (0:12.17)	0:24.37 [1] (0:12.14)	0:36.54	
2	9 <b>MANTINELLO</b> Micheal Hellyer	9	65.1 Overall	0:11.76 1400m	1:41.23 [2] (0:16.04)	1:25.19 [7] (0:11.76)	1:13.43 [6] (0:12.08)	1:01.35 [6] (0:12.85)	0:48.50 [5] (0:12.31)	0:36.19 [4] (0:12.10)	0:24.09 [3] (0:12.04)	0:36.19	+7
3	4 <b>TROPIC SANDS</b> Les Tilley	4	63.9 Overall	0:11.81 1400m	1:41.51 [3] (0:15.51)	1:26.00 [3] (0:11.81)	1:14.19 [3] (0:12.18)	1:02.01 [3] (0:12.87)	0:49.14 [3] (0:12.80)	0:36.34 [5] (0:12.26)	0:24.08 [4] (0:11.99)	0:36.34	+6
4	3 <b>SIGOURNEY</b> Nozi Tomizawa	3	64.2 Overall	0:11.66 1400m	1:41.52 [4] (0:15.97)	1:25.55 [5] (0:11.66)	1:13.89 [5] (0:12.18)	1:01.71 [5] (0:13.03)	0:48.68 [6] (0:12.38)	0:36.30 [6] (0:12.34)	0:23.96 [5] (0:12.02)	0:36.30	+1
5	6 <b>ZOU ZOUAMORE</b> Georgina Cartwright	6	63.4 400m	0:11.74 1400m	1:41.61 [5] (0:16.14)	1:25.47 [8] (0:11.74)	1:13.73 [7] (0:12.12)	1:01.61 [7] (0:12.98)	0:48.63 [7] (0:12.46)	0:36.17 [8] (0:12.29)	0:23.88 [8] (0:11.95)	0:36.17	+3
6	7 <b>BUMP'N'RUN</b> Madeleine Wishart	7	64.1 Overall	0:11.73 1400m	1:41.68 [6] (0:15.82)	1:25.86 [4] (0:11.73)	1:14.13 [4] (0:12.00)	1:02.13 [4] (0:12.91)	0:49.22 [4] (0:12.24)	0:36.98 [2] (0:12.30)	0:24.68 [2] (0:12.32)	0:36.98	+8
7	8 <b>BRINGME</b> Karl Zechner	8	62.0 Overall	0:11.97 1400m	1:41.70 [7] (0:16.00)	1:25.70 [6] (0:11.97)	1:13.73 [8] (0:12.19)	1:01.54 [8] (0:12.84)	0:48.70 [8] (0:12.42)	0:36.28 [7] (0:12.22)	0:24.06 [7] (0:11.97)	0:36.28	+13
8	5 <b>SABIE PARK</b> Kenji Yoshida	5	66.1 Overall	0:11.70 1400m	1:43.32 [8] (0:15.43)	1:27.89 [2] (0:11.70)	1:16.19 [2] (0:12.23)	1:03.96 [2] (0:12.83)	0:51.13 [2] (0:12.58)	0:38.55 [3] (0:12.84)	0:25.71 [6] (0:12.71)	0:38.55	+4

Scratched: Capitan De Seda (#1)

[ ] Ranking at each section and finish  
 -:-:- No data available at this section  
 NA No data available

SCN Saddle cloth number  
 DNF Did not finish  
 DNT Did not track



# Toowoomba QLD Professional

## Race 5: DJL BUILDING GROUP Class 3 Handicap - 1625m

23 March 2024 - 19:47



Track Rating: Good 4, Weather: Showers, Rail Position: +2m Entire

Section				200m				Last 600m	
Field Times				0:12.23 (0:12.23)				0:36.54	
Rank	TAB	Horse/Jockey	Barrier	Top Speed [km/h]	Fastest Section	Margin			Distance Travelled [m]
1	2	<b>WOWIT'S WILLYWONKA</b> Alisha Donald	2	65.8 Overall	0:11.65 1400m	0:12.23 [1] (0:12.23)	1:41.19		0:36.54
2	9	<b>MANTINELLO</b> Micheal Hellyer	9	65.1 Overall	0:11.76 1400m	0:12.05 [2] (0:12.05)	0.2L		0:36.19 +7
3	4	<b>TROPIC SANDS</b> Les Tilley	4	63.9 Overall	0:11.81 1400m	0:12.09 [4] (0:12.09)	1.7L		0:36.34 +6
4	3	<b>SIGOURNEY</b> Nozi Tomizawa	3	64.2 Overall	0:11.66 1400m	0:11.94 [5] (0:11.94)	1.8L		0:36.30 +1
5	6	<b>ZOU ZOUAMORE</b> Georgina Cartwright	6	63.4 400m	0:11.74 1400m	0:11.93 [7] (0:11.93)	2.3L		0:36.17 +3
6	7	<b>BUMP'N'RUN</b> Madeleine Wishart	7	64.1 Overall	0:11.73 1400m	0:12.36 [3] (0:12.36)	2.7L		0:36.98 +8
7	8	<b>BRINGME</b> Karl Zechner	8	62.0 Overall	0:11.97 1400m	0:12.09 [6] (0:12.09)	2.8L		0:36.28 +13
8	5	<b>SABIE PARK</b> Kenji Yoshida	5	66.1 Overall	0:11.70 1400m	0:13.00 [8] (0:13.00)	12.3L		0:38.55 +4

Scratched: Capitan De Seda (#1)

[ ] Ranking at each section and finish  
 -:-:- No data available at this section  
 NA No data available

SCN Saddle cloth number  
 DNF Did not finish  
 DNT Did not track



Horse/Jockey Name	Wowit's Willywonka
Final Rank	1
Fastest Section Time (Section)	0:11.65 (1400m)
Top Speed [km/h] (Section)	65.8 (Overall)
Race State	Finished



Toowoomba QLD Professional

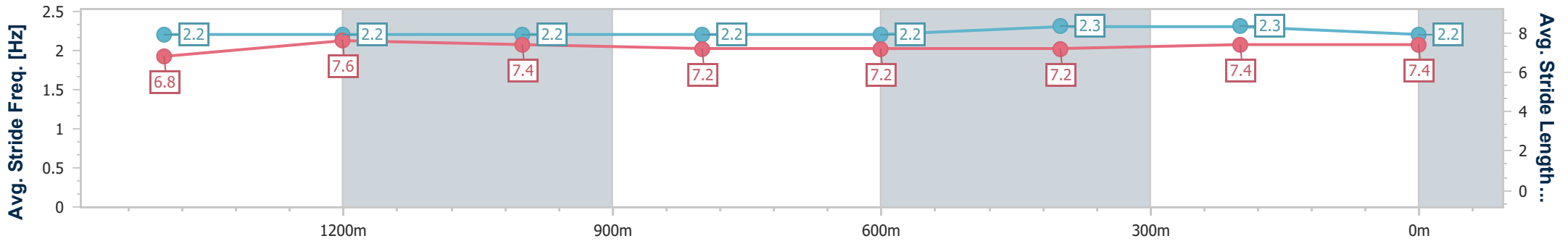
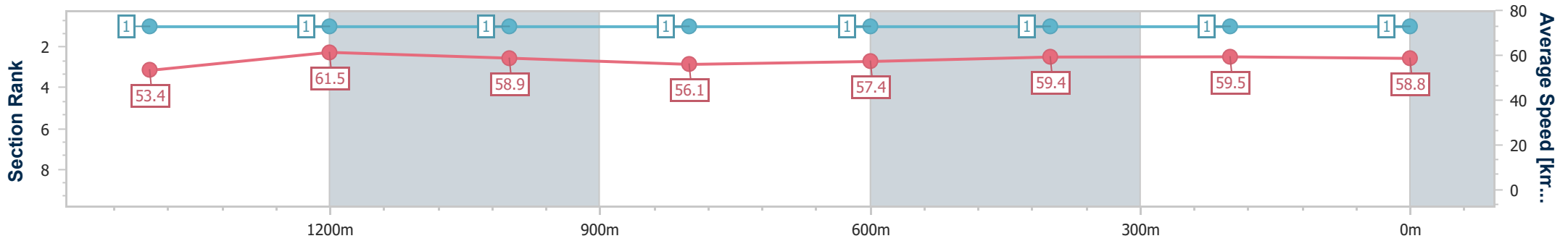
Race 5: DJL BUILDING GROUP Class 3 Handicap - 1625m

23 March 2024 - 19:47



Track Rating: Good 4, Weather: Showers, Rail Position: +2m Entire

Section	Overall	1400m	1200m	1000m	800m	600m	400m	200m
Section Times	1:41.19 [1] (0:15.22)	1:25.97 [1] (0:11.65)	1:14.32 [1] (0:12.27)	1:02.05 [1] (0:12.86)	0:49.19 [1] (0:12.65)	0:36.54 [1] (0:12.17)	0:24.37 [1] (0:12.14)	0:12.23 [1] (0:12.23)
Average Speed [km/h]	53.4	61.5	58.9	56.1	57.4	59.4	59.5	58.8
Top Speed [km/h]	65.8	65.5	60.0	57.3	60.3	60.4	60.3	59.4
Avg. Dist. to Rail [m]	4.1	0.6	0.5	0.7	2.4	1.2	0.7	0.4
Avg. Stride Freq. [Hz]	2.2	2.2	2.2	2.2	2.2	2.3	2.3	2.2
Avg. Stride Length [m]	6.8	7.6	7.4	7.2	7.2	7.2	7.4	7.4



- [ ] Ranking at each section and finish
- .-.-.- No data available at this section
- NA No data available



Horse/Jockey Name	Martinello
Final Rank	2
Fastest Section Time (Section)	0:11.76 (1400m)
Top Speed [km/h] (Section)	65.1 (Overall)
Race State	Finished



Toowoomba QLD Professional

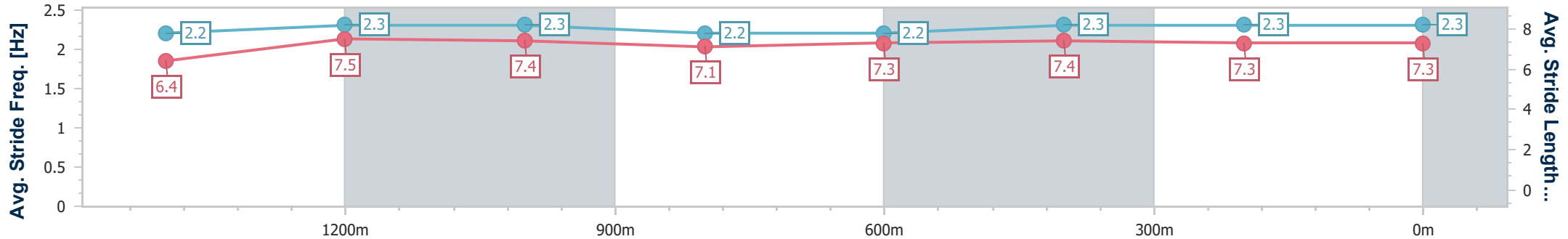
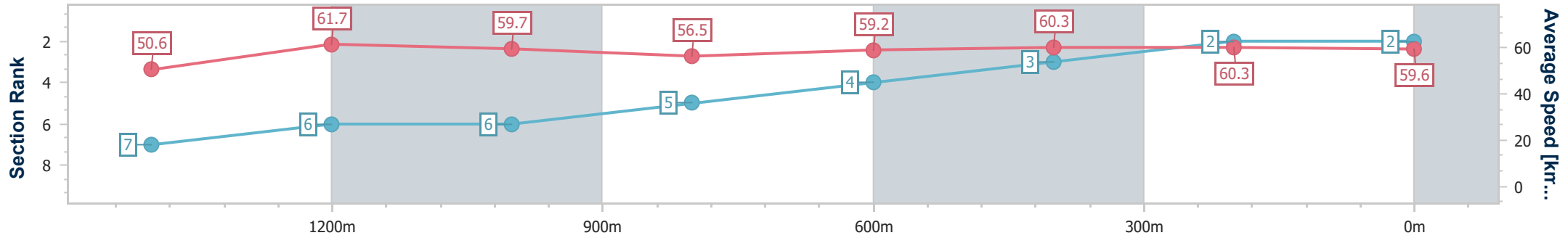
Race 5: DJL BUILDING GROUP Class 3 Handicap - 1625m

23 March 2024 - 19:47



Track Rating: Good 4, Weather: Showers, Rail Position: +2m Entire

Section	Overall	1400m	1200m	1000m	800m	600m	400m	200m
Section Times	1:41.23 [2] (0:16.04)	1:25.19 [7] (0:11.76)	1:13.43 [6] (0:12.08)	1:01.35 [6] (0:12.85)	0:48.50 [5] (0:12.31)	0:36.19 [4] (0:12.10)	0:24.09 [3] (0:12.04)	0:12.05 [2] (0:12.05)
Average Speed [km/h]	50.6	61.7	59.7	56.5	59.2	60.3	60.3	59.6
Top Speed [km/h]	65.1	65.1	61.3	59.4	60.3	61.7	61.1	60.2
Avg. Dist. to Rail [m]	2.7	1.2	2.1	2.7	3.4	2.8	2.5	1.8
Avg. Stride Freq. [Hz]	2.2	2.3	2.3	2.2	2.2	2.3	2.3	2.3
Avg. Stride Length [m]	6.4	7.5	7.4	7.1	7.3	7.4	7.3	7.3



- [ ] Ranking at each section and finish
- .-.- No data available at this section
- NA No data available



Horse/Jockey Name	Tropic Sands
Final Rank	3
Fastest Section Time (Section)	0:11.81 (1400m)
Top Speed [km/h] (Section)	63.9 (Overall)
Race State	Finished



Toowoomba QLD Professional

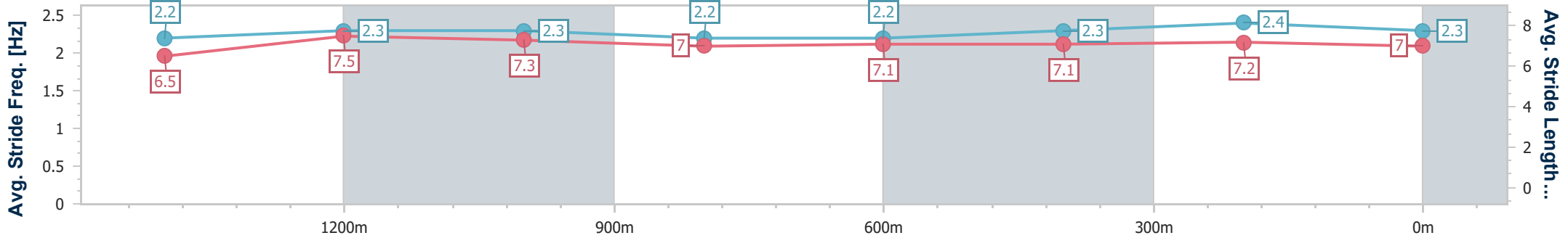
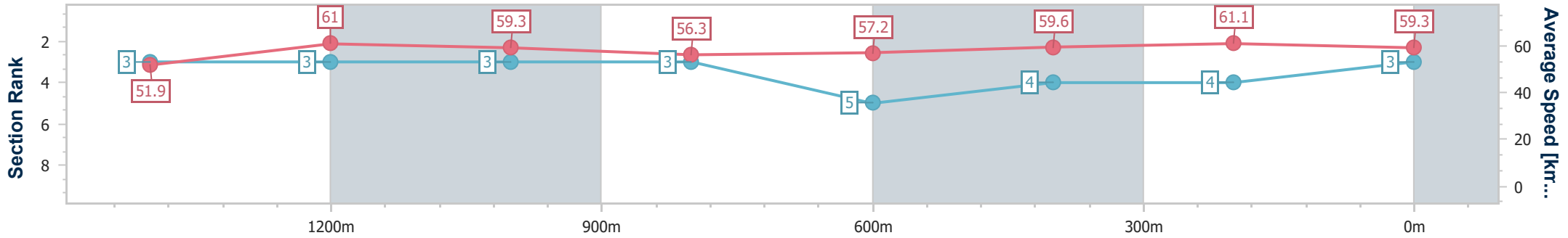
Race 5: DJL BUILDING GROUP Class 3 Handicap - 1625m

23 March 2024 - 19:47



Track Rating: Good 4, Weather: Showers, Rail Position: +2m Entire

Section	Overall	1400m	1200m	1000m	800m	600m	400m	200m
Section Times	1:41.51 [3] (0:15.51)	1:26.00 [3] (0:11.81)	1:14.19 [3] (0:12.18)	1:02.01 [3] (0:12.87)	0:49.14 [3] (0:12.80)	0:36.34 [5] (0:12.26)	0:24.08 [4] (0:11.99)	0:12.09 [4] (0:12.09)
Average Speed [km/h]	51.9	61.0	59.3	56.3	57.2	59.6	61.1	59.3
Top Speed [km/h]	63.9	62.3	61.1	57.8	58.5	61.1	62.1	60.9
Avg. Dist. to Rail [m]	1.5	1.1	1.9	1.7	3.8	3.2	4.7	3.6
Avg. Stride Freq. [Hz]	2.2	2.3	2.3	2.2	2.2	2.3	2.4	2.3
Avg. Stride Length [m]	6.5	7.5	7.3	7.0	7.1	7.1	7.2	7.0



- [ ] Ranking at each section and finish
- .-.- No data available at this section
- NA No data available



Horse/Jockey Name	Sigourney
Final Rank	4
Fastest Section Time (Section)	0:11.66 (1400m)
Top Speed [km/h] (Section)	64.2 (Overall)
Race State	Finished



Toowoomba QLD Professional

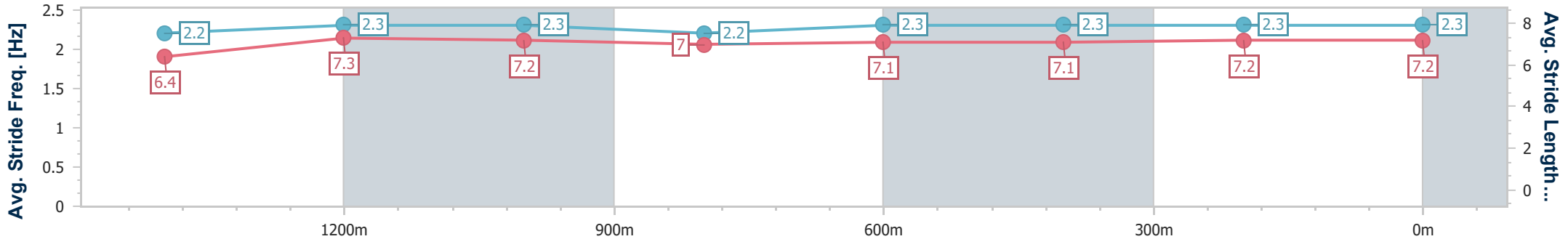
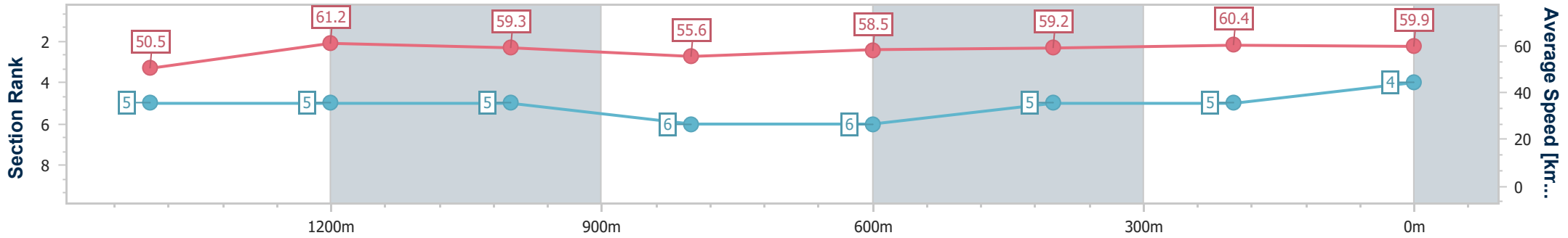
Race 5: DJL BUILDING GROUP Class 3 Handicap - 1625m

23 March 2024 - 19:47



Track Rating: Good 4, Weather: Showers, Rail Position: +2m Entire

Section	Overall	1400m	1200m	1000m	800m	600m	400m	200m
Section Times	1:41.52 [4] (0:15.97)	1:25.55 [5] (0:11.66)	1:13.89 [5] (0:12.18)	1:01.71 [5] (0:13.03)	0:48.68 [6] (0:12.38)	0:36.30 [6] (0:12.34)	0:23.96 [5] (0:12.02)	0:11.94 [5] (0:11.94)
Average Speed [km/h]	50.5	61.2	59.3	55.6	58.5	59.2	60.4	59.9
Top Speed [km/h]	64.2	63.8	60.4	57.7	60.6	61.3	61.2	61.2
Avg. Dist. to Rail [m]	2.3	1.6	1.3	1.6	2.4	2.6	1.2	1.2
Avg. Stride Freq. [Hz]	2.2	2.3	2.3	2.2	2.3	2.3	2.3	2.3
Avg. Stride Length [m]	6.4	7.3	7.2	7.0	7.1	7.1	7.2	7.2



- [ ] Ranking at each section and finish
- .-.- No data available at this section
- NA No data available



Horse/Jockey Name	Zou Zouamore
Final Rank	5
Fastest Section Time (Section)	0:11.74 (1400m)
Top Speed [km/h] (Section)	63.4 (400m)
Race State	Finished



### Toowoomba QLD Professional

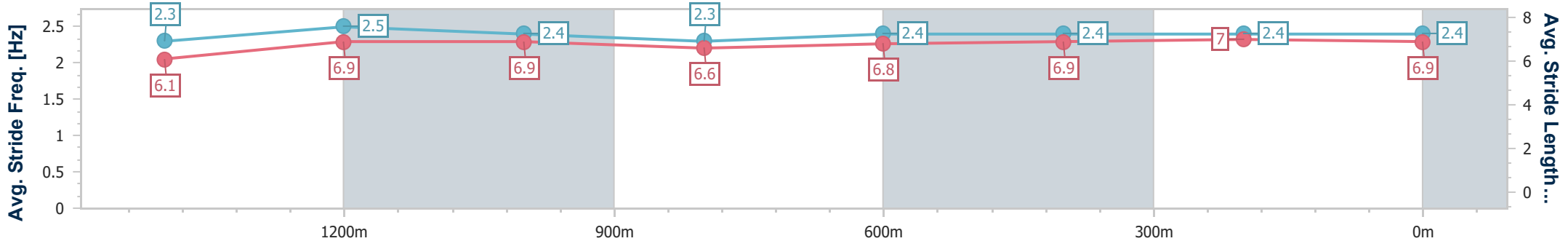
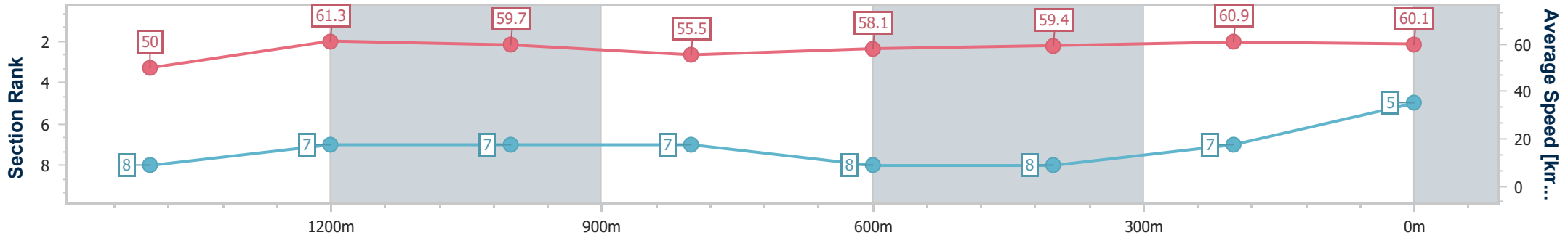
Race 5: DJL BUILDING GROUP Class 3 Handicap - 1625m

23 March 2024 - 19:47



Track Rating: Good 4, Weather: Showers, Rail Position: +2m Entire

Section	Overall	1400m	1200m	1000m	800m	600m	400m	200m
Section Times	1:41.61 [5] (0:16.14)	1:25.47 [8] (0:11.74)	1:13.73 [7] (0:12.12)	1:01.61 [7] (0:12.98)	0:48.63 [7] (0:12.46)	0:36.17 [8] (0:12.29)	0:23.88 [8] (0:11.95)	0:11.93 [7] (0:11.93)
Average Speed [km/h]	50.0	61.3	59.7	55.5	58.1	59.4	60.9	60.1
Top Speed [km/h]	63.1	62.8	60.4	59.1	61.2	61.8	63.4	61.7
Avg. Dist. to Rail [m]	4.1	1.4	1.6	0.7	2.1	2.6	3.6	1.6
Avg. Stride Freq. [Hz]	2.3	2.5	2.4	2.3	2.4	2.4	2.4	2.4
Avg. Stride Length [m]	6.1	6.9	6.9	6.6	6.8	6.9	7.0	6.9



- [ ] Ranking at each section and finish
- .-.- No data available at this section
- NA No data available



Horse/Jockey Name	Bump'n'run
Final Rank	6
Fastest Section Time (Section)	0:11.73 (1400m)
Top Speed [km/h] (Section)	64.1 (Overall)
Race State	Finished



Toowoomba QLD Professional

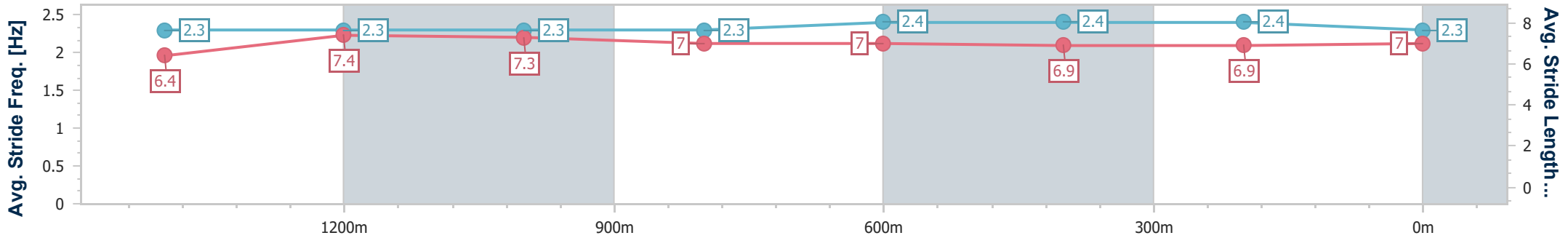
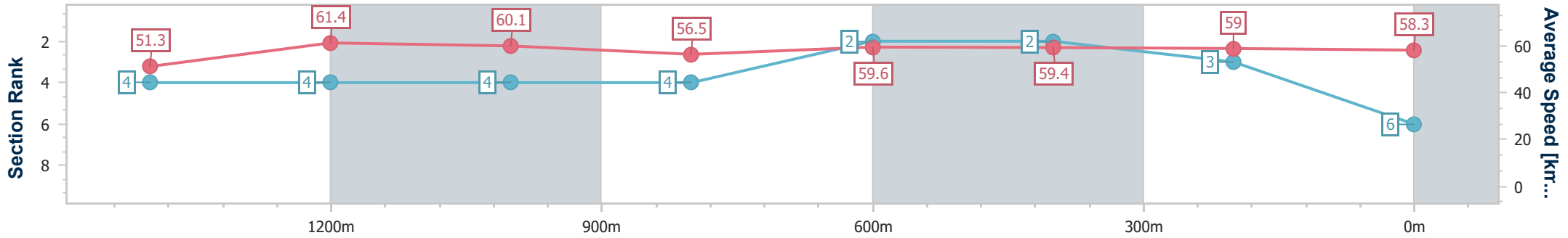
Race 5: DJL BUILDING GROUP Class 3 Handicap - 1625m

23 March 2024 - 19:47



Track Rating: Good 4, Weather: Showers, Rail Position: +2m Entire

Section	Overall	1400m	1200m	1000m	800m	600m	400m	200m
Section Times	1:41.68 [6] (0:15.82)	1:25.86 [4] (0:11.73)	1:14.13 [4] (0:12.00)	1:02.13 [4] (0:12.91)	0:49.22 [4] (0:12.24)	0:36.98 [2] (0:12.30)	0:24.68 [2] (0:12.32)	0:12.36 [3] (0:12.36)
Average Speed [km/h]	51.3	61.4	60.1	56.5	59.6	59.4	59.0	58.3
Top Speed [km/h]	64.1	63.7	61.3	58.7	61.2	60.6	60.4	58.8
Avg. Dist. to Rail [m]	2.3	0.5	2.7	2.9	4.2	3.1	3.3	1.7
Avg. Stride Freq. [Hz]	2.3	2.3	2.3	2.3	2.4	2.4	2.4	2.3
Avg. Stride Length [m]	6.4	7.4	7.3	7.0	7.0	6.9	6.9	7.0



- [ ] Ranking at each section and finish
- .-.- No data available at this section
- NA No data available





Horse/Jockey Name	Bringme
Final Rank	7
Fastest Section Time (Section)	0:11.97 (1400m)
Top Speed [km/h] (Section)	62.0 (Overall)
Race State	Finished



Toowoomba QLD Professional

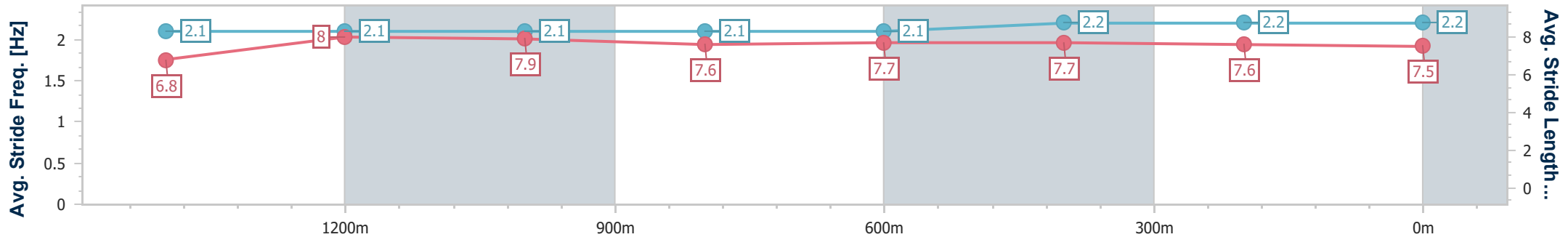
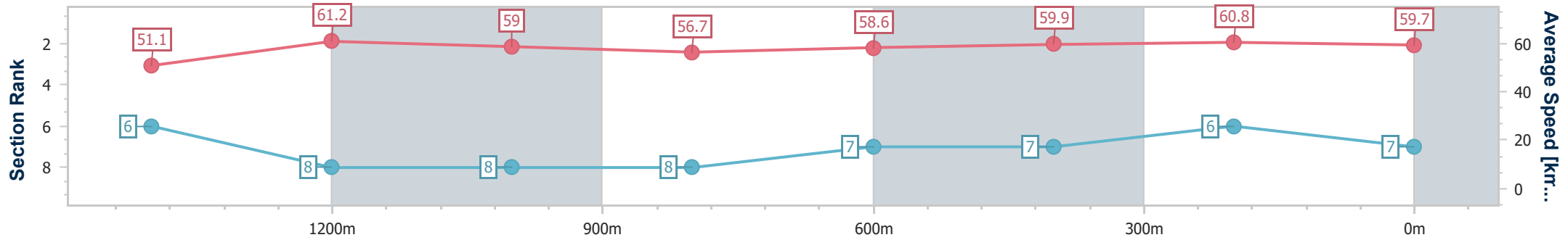
Race 5: DJL BUILDING GROUP Class 3 Handicap - 1625m

23 March 2024 - 19:47



Track Rating: Good 4, Weather: Showers, Rail Position: +2m Entire

Section	Overall	1400m	1200m	1000m	800m	600m	400m	200m				
Section Times	1:41.70 [7] (0:16.00)	1:25.70 [6] (0:11.97)	1:13.73 [8] (0:12.19)	1:01.54 [8] (0:12.84)	0:48.70 [8] (0:12.42)	0:36.28 [7] (0:12.22)	0:24.06 [7] (0:11.97)	0:12.09 [6] (0:12.09)				
Average Speed [km/h]	51.1	61.2	59.0	56.7	58.6	59.9	60.8	59.7				
Top Speed [km/h]	62.0	62.0	60.6	59.8	60.5	60.5	61.5	60.5				
Avg. Dist. to Rail [m]	8.0	2.5	2.6	3.3	3.2	3.0	3.8	3.7				
Avg. Stride Freq. [Hz]	2.1	2.1	2.1	2.1	2.1	2.2	2.2	2.2				
Avg. Stride Length [m]	6.8	8.0	7.9	7.6	7.7	7.7	7.6	7.5				



- [ ] Ranking at each section and finish
- .-.- No data available at this section
- NA No data available



Horse/Jockey Name	Sabie Park
Final Rank	8
Fastest Section Time (Section)	0:11.70 (1400m)
Top Speed [km/h] (Section)	66.1 (Overall)
Race State	Finished



### Toowoomba QLD Professional

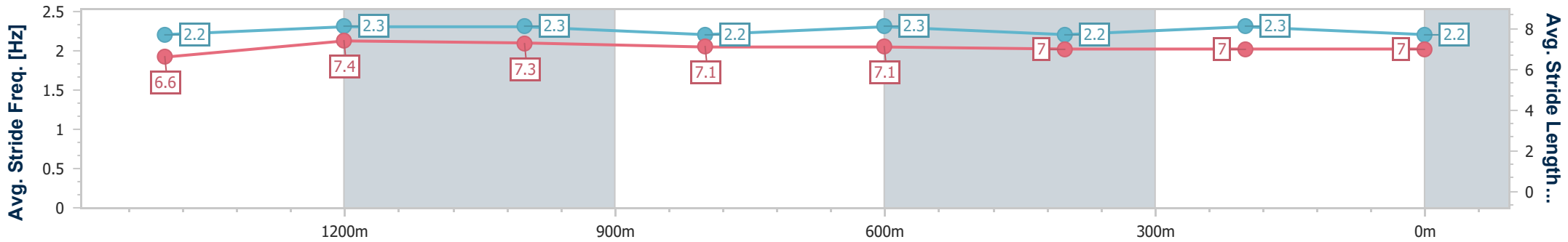
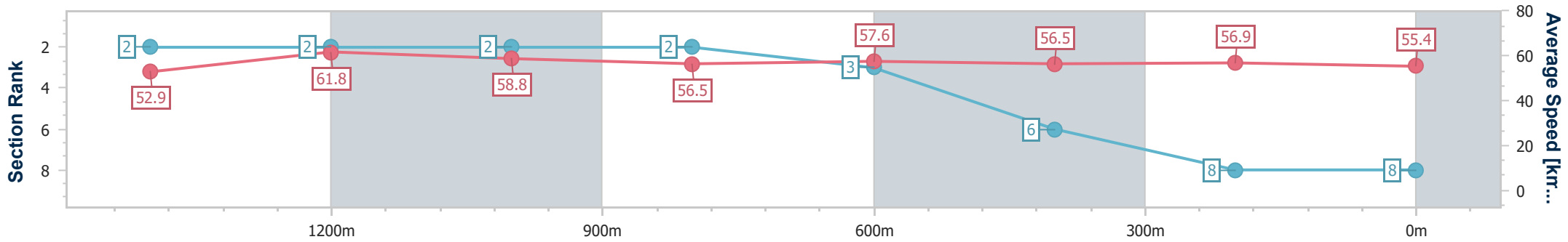
Race 5: DJL BUILDING GROUP Class 3 Handicap - 1625m

23 March 2024 - 19:47



Track Rating: Good 4, Weather: Showers, Rail Position: +2m Entire

Section	Overall	1400m	1200m	1000m	800m	600m	400m	200m				
Section Times	1:43.32 [8] (0:15.43)	1:27.89 [2] (0:11.70)	1:16.19 [2] (0:12.23)	1:03.96 [2] (0:12.83)	0:51.13 [2] (0:12.58)	0:38.55 [3] (0:12.84)	0:25.71 [6] (0:12.71)	0:13.00 [8] (0:13.00)				
Average Speed [km/h]	52.9	61.8	58.8	56.5	57.6	56.5	56.9	55.4				
Top Speed [km/h]	66.1	63.9	59.8	57.6	60.2	59.0	58.5	58.6				
Avg. Dist. to Rail [m]	6.1	0.4	1.5	1.3	2.4	1.5	1.3	1.4				
Avg. Stride Freq. [Hz]	2.2	2.3	2.3	2.2	2.3	2.2	2.3	2.2				
Avg. Stride Length [m]	6.6	7.4	7.3	7.1	7.1	7.0	7.0	7.0				



- [ ] Ranking at each section and finish
- .-.-.- No data available at this section
- NA No data available