



# Toowoomba QLD Professional

## Race 4: JOHN GILBERT ELECTRICAL Maiden Handicap - 1200m

23 March 2024 - 19:09



Track Rating: Good 4, Weather: Showers, Rail Position: +2m Entire

Section												Last 600m		
Field Times		Overall	1000m	800m	600m	400m	200m						0:37.17	
		1:14.28 (0:13.80)	1:00.48 (0:11.34)	0:49.14 (0:11.97)	0:37.17 (0:12.61)	0:24.56 (0:12.33)	0:12.23 (0:12.23)							
Rank	TAB	Horse/Jockey	Barrier	Top Speed [km/h]	Fastest Section							Margin	Distance Travelled [m]	
1	8	<b>BASIL'S GIFT</b> Nozi Tomizawa	8	66.4	0:11.48	1:14.28 [1] (0:14.22)	1:00.06 [8] (0:11.48)	0:48.58 [8] (0:11.92)	0:36.66 [7] (0:12.49)	0:24.17 [6] (0:12.04)	0:12.13 [2] (0:12.13)	1:14.28	0:36.66	
2	4	<b>ALL WIN</b> Georgina Cartwright	4	66.9	0:11.25	1:14.28 [2] (0:13.94)	1:00.34 [3] (0:11.25)	0:49.09 [2] (0:11.93)	0:37.16 [2] (0:12.60)	0:24.56 [1] (0:12.33)	0:12.23 [1] (0:12.23)	0.1L	0:37.16	+1
3	3	<b>PORTOLA</b> Jason Taylor	3	65.1	0:11.51	1:15.08 [3] (0:14.42)	1:00.66 [9] (0:11.51)	0:49.15 [9] (0:12.00)	0:37.15 [9] (0:12.45)	0:24.70 [9] (0:12.42)	0:12.28 [5] (0:12.28)	4.6L	0:37.15	+3
4	6	<b>CRYPT DE PIN</b> Alisha Donald	6	64.7	0:11.86	1:15.11 [4] (0:14.53)	1:00.58 [10] (0:11.88)	0:48.70 [10] (0:11.86)	0:36.84 [11] (0:12.43)	0:24.41 [11] (0:12.37)	0:12.04 [8] (0:12.04)	4.8L	0:36.84	+7
5	11	<b>MAKE HASTE</b> Kenji Yoshida	11	65.8	0:11.54	1:15.16 [5] (0:14.08)	1:01.08 [6] (0:11.54)	0:49.54 [7] (0:12.03)	0:37.51 [8] (0:12.65)	0:24.86 [8] (0:12.57)	0:12.29 [7] (0:12.29)	5L	0:37.51	+6
6	2	<b>GRAPE EXPECTATIONS</b> Les Tilley	2	66.6	0:11.35	1:15.18 [6] (0:14.11)	1:01.07 [7] (0:11.35)	0:49.72 [4] (0:12.01)	0:37.71 [5] (0:12.55)	0:25.16 [5] (0:12.54)	0:12.62 [3] (0:12.62)	5.1L	0:37.71	+1
7	15	<b>CHICKA</b> Stacey Callow	15	64.1	0:11.63	1:15.55 [7] (0:14.89)	1:00.66 [11] (0:11.63)	0:49.03 [11] (0:11.66)	0:37.37 [10] (0:12.25)	0:25.12 [10] (0:12.42)	0:12.70 [6] (0:12.70)	7.1L	0:37.37	-4
8	1	<b>BRAVE CHAP</b> Karl Zechner	1	65.2	0:11.41	1:15.58 [8] (0:15.46)	1:00.12 [12] (0:11.41)	0:48.71 [12] (0:11.77)	0:36.94 [12] (0:12.14)	0:24.80 [12] (0:12.29)	0:12.51 [9] (0:12.51)	7.3L	0:36.94	+1
9	9	<b>GETTIN' LIPPY</b> Micheal Hellyer	9	66.5	0:11.34	1:15.77 [9] (0:13.80)	1:01.97 [1] (0:11.34)	0:50.63 [1] (0:12.10)	0:38.53 [3] (0:12.62)	0:25.91 [2] (0:12.88)	0:13.03 [4] (0:13.03)	8.3L	0:38.53	-2
10	14	<b>TWO TIME GIRL</b> Olivia Kendal	14	65.3	0:11.49	1:16.53 [10] (0:13.97)	1:02.56 [4] (0:11.49)	0:51.07 [5] (0:11.95)	0:39.12 [4] (0:12.78)	0:26.34 [7] (0:13.06)	0:13.28 [11] (0:13.28)	12.6L	0:39.12	+5

Scratched: Forebears (#16), Just For Pleasure (#7), Honey Queen (#5), Ready To Boom (#12)

[ ] Ranking at each section and finish  
 -:-:- No data available at this section  
 NA No data available

SCN Saddle cloth number  
 DNF Did not finish  
 DNT Did not track



# Toowoomba QLD Professional

## Race 4: JOHN GILBERT ELECTRICAL Maiden Handicap - 1200m

23 March 2024 - 19:09



Track Rating: Good 4, Weather: Showers, Rail Position: +2m Entire

Section		Overall	1000m	800m	600m	400m	200m	Last 600m					
Field Times		1:14.28 (0:13.80)	1:00.48 (0:11.34)	0:49.14 (0:11.97)	0:37.17 (0:12.61)	0:24.56 (0:12.33)	0:12.23 (0:12.23)	0:37.17					
Rank	TAB Horse/Jockey	Barrier	Top Speed [km/h]	Fastest Section				Margin	Distance Travelled [m]				
11	13 LADY MANTAGNA Madeleine Wishart	13	68.0	0:11.71	1:17.12 [11] Overall 1000m (0:13.86)	1:03.26 [2] (0:11.71)	0:51.55 [6] (0:11.96)	0:39.59 [6] (0:12.46)	0:27.13 [4] (0:13.12)	0:14.01 [10] (0:14.01)	15.9L	0:39.59	+11
12	10 STARRY GIRL Wayne O'Connell	10	68.4	0:11.21	1:19.32 [12] Overall 1000m (0:13.99)	1:05.33 [5] (0:11.21)	0:54.12 [3] (0:11.91)	0:42.21 [1] (0:12.85)	0:29.36 [3] (0:13.30)	0:16.06 [12] (0:16.06)	28.7L	0:42.21	+4

Scratched: Forebears (#16), Just For Pleasure (#7), Honey Queen (#5), Ready To Boom (#12)



Horse/Jockey Name	Basil's Gift
Final Rank	1
Fastest Section Time (Section)	0:11.48 (1000m)
Top Speed [km/h] (Section)	66.4 (Overall)
Race State	Finished



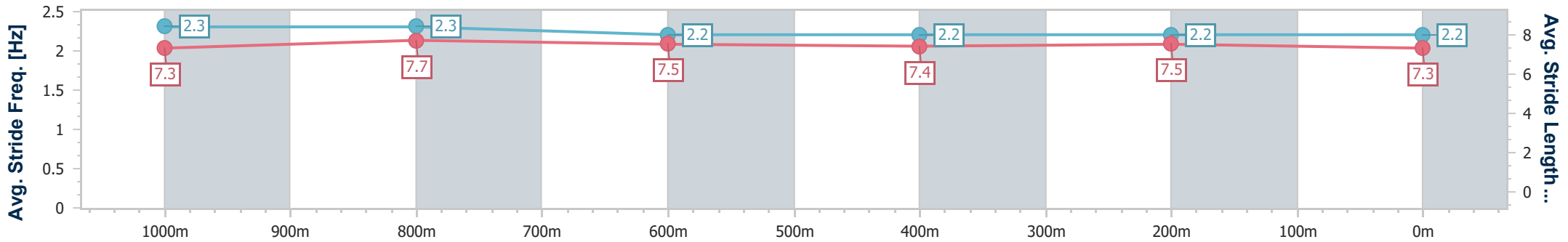
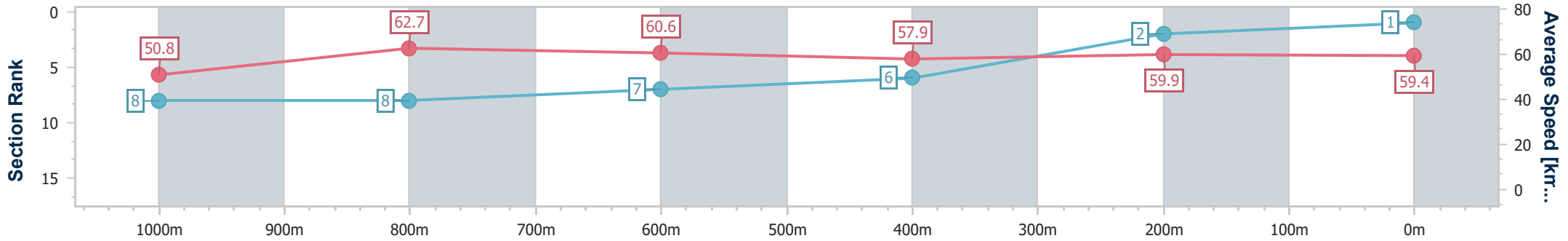
Toowoomba QLD Professional  
Race 4: JOHN GILBERT ELECTRICAL Maiden Handicap - 1200m



23 March 2024 - 19:09

Track Rating: Good 4, Weather: Showers, Rail Position: +2m Entire

Section	Overall	1000m	800m	600m	400m	200m
Section Times	1:14.28 [1] (0:14.22)	1:00.06 [8] (0:11.48)	0:48.58 [8] (0:11.92)	0:36.66 [7] (0:12.49)	0:24.17 [6] (0:12.04)	0:12.13 [2] (0:12.13)
Average Speed [km/h]	50.8	62.7	60.6	57.9	59.9	59.4
Top Speed [km/h]	66.4	65.4	61.7	59.5	61.5	60.8
Avg. Dist. to Rail [m]	3.6	1.2	1.1	1.4	1.2	3.3
Avg. Stride Freq. [Hz]	2.3	2.3	2.2	2.2	2.2	2.2
Avg. Stride Length [m]	7.3	7.7	7.5	7.4	7.5	7.3



- [ ] Ranking at each section and finish
- .-.- No data available at this section
- NA No data available



Horse/Jockey Name	All Win
Final Rank	2
Fastest Section Time (Section)	0:11.25 (1000m)
Top Speed [km/h] (Section)	66.9 (Overall)
Race State	Finished



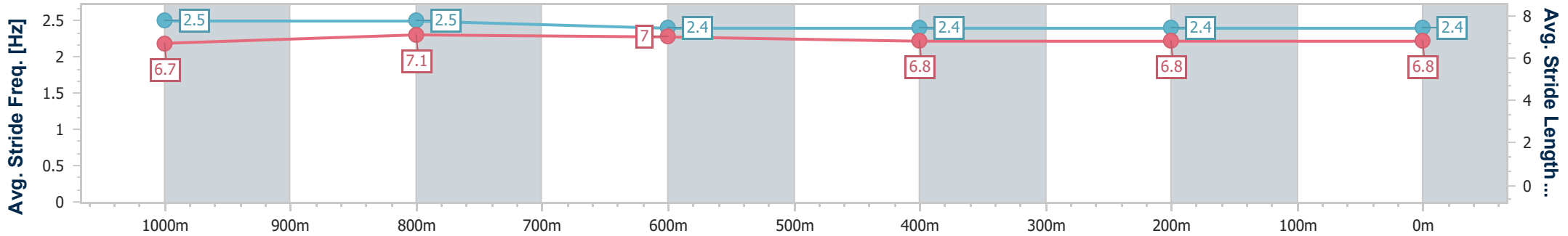
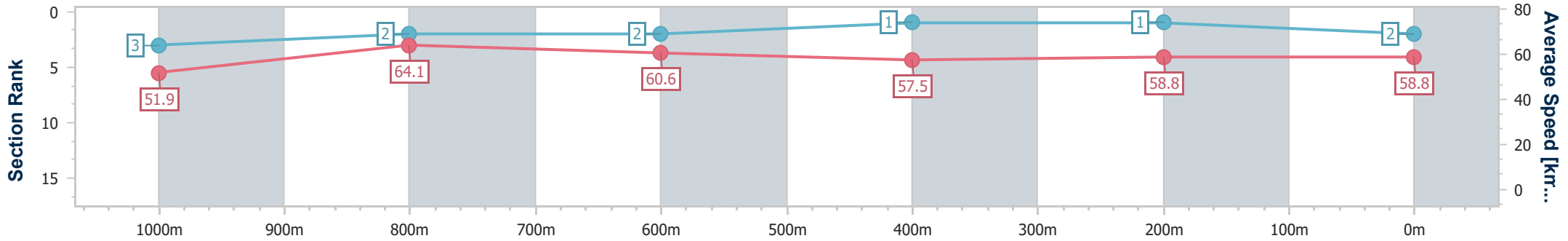
Toowoomba QLD Professional  
Race 4: JOHN GILBERT ELECTRICAL Maiden Handicap - 1200m



23 March 2024 - 19:09

Track Rating: Good 4, Weather: Showers, Rail Position: +2m Entire

Section	Overall	1000m	800m	600m	400m	200m
Section Times	1:14.28 [2] (0:13.94)	1:00.34 [3] (0:11.25)	0:49.09 [2] (0:11.93)	0:37.16 [2] (0:12.60)	0:24.56 [1] (0:12.33)	0:12.23 [1] (0:12.23)
Average Speed [km/h]	51.9	64.1	60.6	57.5	58.8	58.8
Top Speed [km/h]	66.9	66.1	63.1	59.3	59.7	60.1
Avg. Dist. to Rail [m]	7.3	1.0	1.6	1.4	1.1	0.2
Avg. Stride Freq. [Hz]	2.5	2.5	2.4	2.4	2.4	2.4
Avg. Stride Length [m]	6.7	7.1	7.0	6.8	6.8	6.8



- [ ] Ranking at each section and finish
- .-.- No data available at this section
- NA No data available



Horse/Jockey Name	Portola
Final Rank	3
Fastest Section Time (Section)	0:11.51 (1000m)
Top Speed [km/h] (Section)	65.1 (Overall)
Race State	Finished



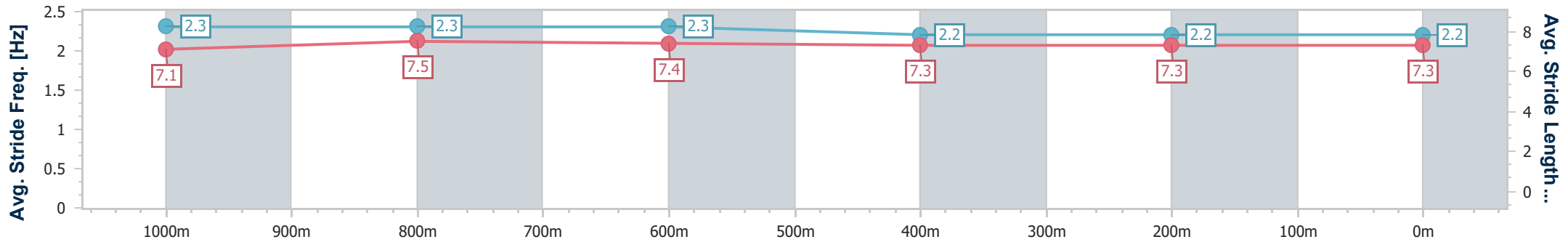
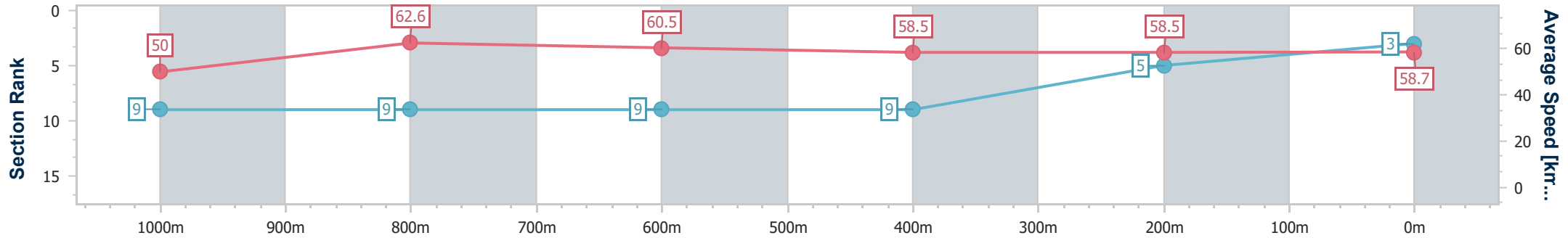
Toowoomba QLD Professional  
Race 4: JOHN GILBERT ELECTRICAL Maiden Handicap - 1200m



23 March 2024 - 19:09

Track Rating: Good 4, Weather: Showers, Rail Position: +2m Entire

Section	Overall	1000m	800m	600m	400m	200m
Section Times	1:15.08 [3] (0:14.42)	1:00.66 [9] (0:11.51)	0:49.15 [9] (0:12.00)	0:37.15 [9] (0:12.45)	0:24.70 [9] (0:12.42)	0:12.28 [5] (0:12.28)
Average Speed [km/h]	50.0	62.6	60.5	58.5	58.5	58.7
Top Speed [km/h]	65.1	65.1	61.7	59.8	59.2	59.2
Avg. Dist. to Rail [m]	7.2	0.8	2.5	2.4	2.1	1.7
Avg. Stride Freq. [Hz]	2.3	2.3	2.3	2.2	2.2	2.2
Avg. Stride Length [m]	7.1	7.5	7.4	7.3	7.3	7.3



- [ ] Ranking at each section and finish
- .-.- No data available at this section
- NA No data available



Horse/Jockey Name	Crypt De Pin
Final Rank	4
Fastest Section Time (Section)	0:11.86 (800m)
Top Speed [km/h] (Section)	64.7 (Overall)
Race State	Finished



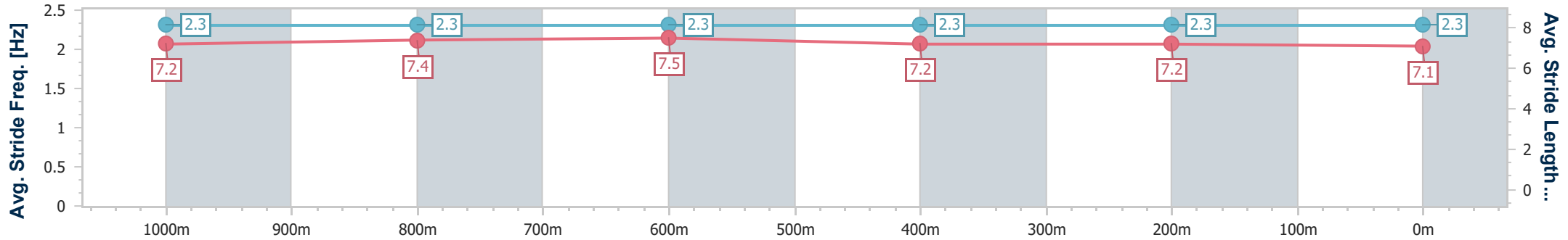
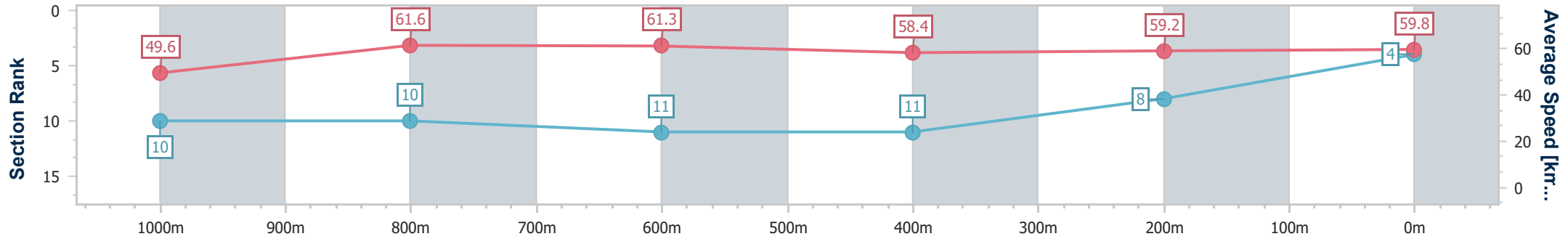
Toowoomba QLD Professional  
Race 4: JOHN GILBERT ELECTRICAL Maiden Handicap - 1200m



23 March 2024 - 19:09

Track Rating: Good 4, Weather: Showers, Rail Position: +2m Entire

Section	Overall	1000m	800m	600m	400m	200m
Section Times	1:15.11 [4] (0:14.53)	1:00.58 [10] (0:11.88)	0:48.70 [10] (0:11.86)	0:36.84 [11] (0:12.43)	0:24.41 [11] (0:12.37)	0:12.04 [8] (0:12.04)
Average Speed [km/h]	49.6	61.6	61.3	58.4	59.2	59.8
Top Speed [km/h]	64.7	64.6	63.0	61.1	59.6	60.6
Avg. Dist. to Rail [m]	7.4	4.3	2.4	2.1	4.6	5.3
Avg. Stride Freq. [Hz]	2.3	2.3	2.3	2.3	2.3	2.3
Avg. Stride Length [m]	7.2	7.4	7.5	7.2	7.2	7.1



- [ ] Ranking at each section and finish
- .-.- No data available at this section
- NA No data available



Horse/Jockey Name	Make Haste
Final Rank	5
Fastest Section Time (Section)	0:11.54 (1000m)
Top Speed [km/h] (Section)	65.8 (Overall)
Race State	Finished



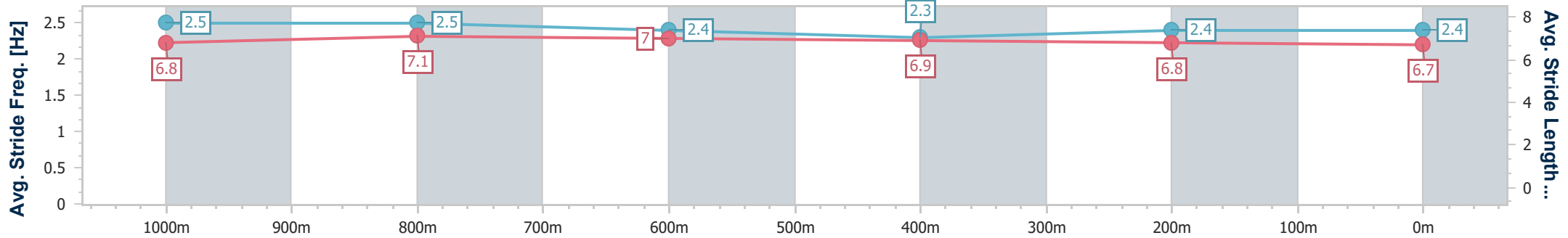
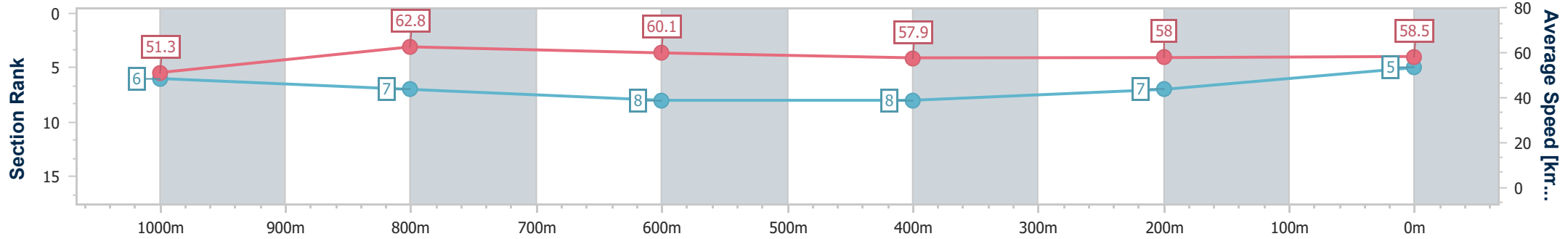
Toowoomba QLD Professional  
Race 4: JOHN GILBERT ELECTRICAL Maiden Handicap - 1200m



23 March 2024 - 19:09

Track Rating: Good 4, Weather: Showers, Rail Position: +2m Entire

Section	Overall	1000m	800m	600m	400m	200m
Section Times	1:15.16 [5] (0:14.08)	1:01.08 [6] (0:11.54)	0:49.54 [7] (0:12.03)	0:37.51 [8] (0:12.65)	0:24.86 [8] (0:12.57)	0:12.29 [7] (0:12.29)
Average Speed [km/h]	51.3	62.8	60.1	57.9	58.0	58.5
Top Speed [km/h]	65.8	64.5	62.1	60.0	58.8	59.3
Avg. Dist. to Rail [m]	4.7	2.0	2.7	3.0	3.7	4.0
Avg. Stride Freq. [Hz]	2.5	2.5	2.4	2.3	2.4	2.4
Avg. Stride Length [m]	6.8	7.1	7.0	6.9	6.8	6.7



- [ ] Ranking at each section and finish
- .-.- No data available at this section
- NA No data available



Horse/Jockey Name	Grape Expectations
Final Rank	6
Fastest Section Time (Section)	0:11.35 (1000m)
Top Speed [km/h] (Section)	66.6 (1000m)
Race State	Finished



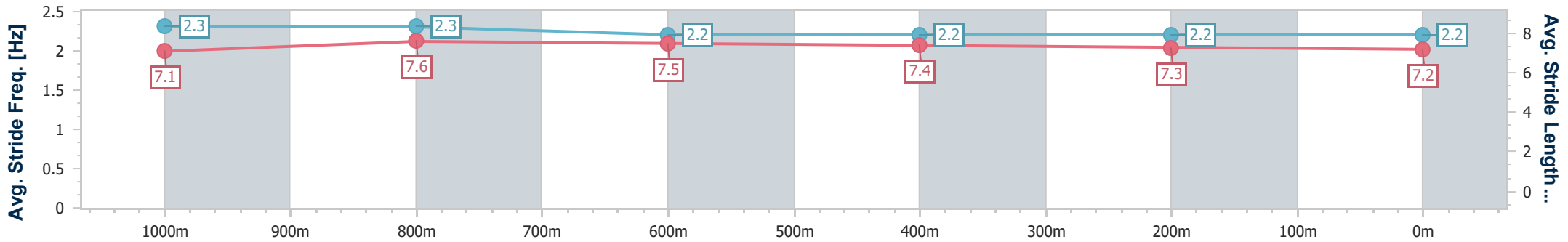
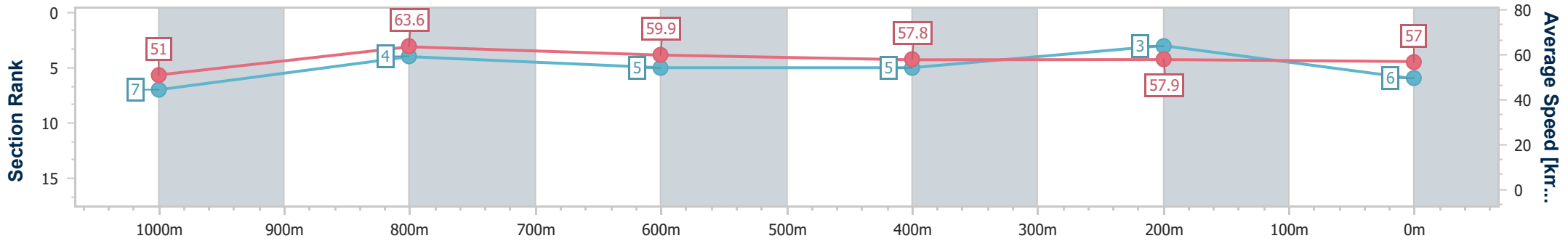
Toowoomba QLD Professional  
Race 4: JOHN GILBERT ELECTRICAL Maiden Handicap - 1200m



23 March 2024 - 19:09

Track Rating: Good 4, Weather: Showers, Rail Position: +2m Entire

Section	Overall	1000m	800m	600m	400m	200m
Section Times	1:15.18 [6] (0:14.11)	1:01.07 [7] (0:11.35)	0:49.72 [4] (0:12.01)	0:37.71 [5] (0:12.55)	0:25.16 [5] (0:12.54)	0:12.62 [3] (0:12.62)
Average Speed [km/h]	51.0	63.6	59.9	57.8	57.9	57.0
Top Speed [km/h]	66.5	66.6	61.5	59.6	58.9	57.6
Avg. Dist. to Rail [m]	1.3	0.8	0.8	1.3	2.0	0.7
Avg. Stride Freq. [Hz]	2.3	2.3	2.2	2.2	2.2	2.2
Avg. Stride Length [m]	7.1	7.6	7.5	7.4	7.3	7.2



- [ ] Ranking at each section and finish
- .-.- No data available at this section
- NA No data available





Horse/Jockey Name	Chicka
Final Rank	7
Fastest Section Time (Section)	0:11.63 (1000m)
Top Speed [km/h] (Section)	64.1 (Overall)
Race State	Finished



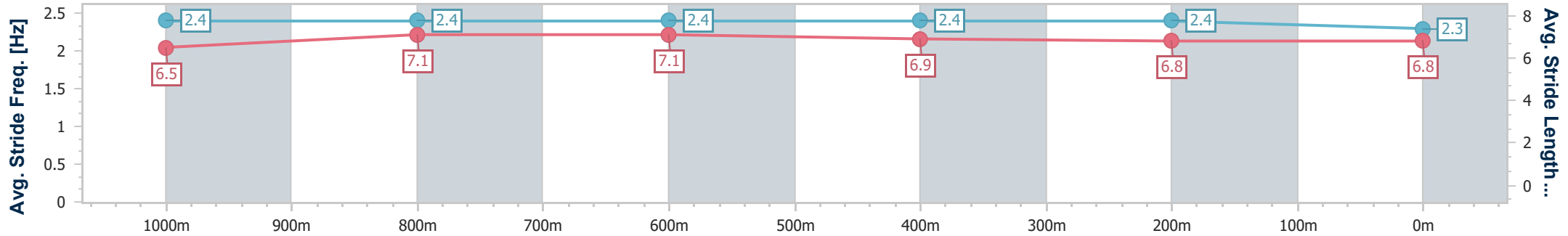
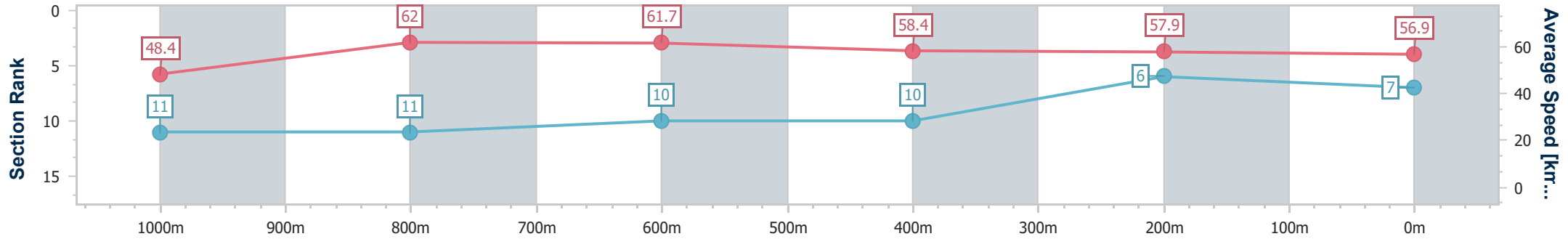
Toowoomba QLD Professional  
Race 4: JOHN GILBERT ELECTRICAL Maiden Handicap - 1200m



23 March 2024 - 19:09

Track Rating: Good 4, Weather: Showers, Rail Position: +2m Entire

Section	Overall	1000m	800m	600m	400m	200m
Section Times	1:15.55 [7] (0:14.89)	1:00.66 [11] (0:11.63)	0:49.03 [11] (0:11.66)	0:37.37 [10] (0:12.25)	0:25.12 [10] (0:12.42)	0:12.70 [6] (0:12.70)
Average Speed [km/h]	48.4	62.0	61.7	58.4	57.9	56.9
Top Speed [km/h]	64.1	63.6	62.3	61.1	59.3	57.4
Avg. Dist. to Rail [m]	3.0	1.6	1.3	1.2	0.4	0.6
Avg. Stride Freq. [Hz]	2.4	2.4	2.4	2.4	2.4	2.3
Avg. Stride Length [m]	6.5	7.1	7.1	6.9	6.8	6.8



- [ ] Ranking at each section and finish
- .-.- No data available at this section
- NA No data available



Horse/Jockey Name	Brave Chap
Final Rank	8
Fastest Section Time (Section)	0:11.41 (1000m)
Top Speed [km/h] (Section)	65.2 (1000m)
Race State	Finished



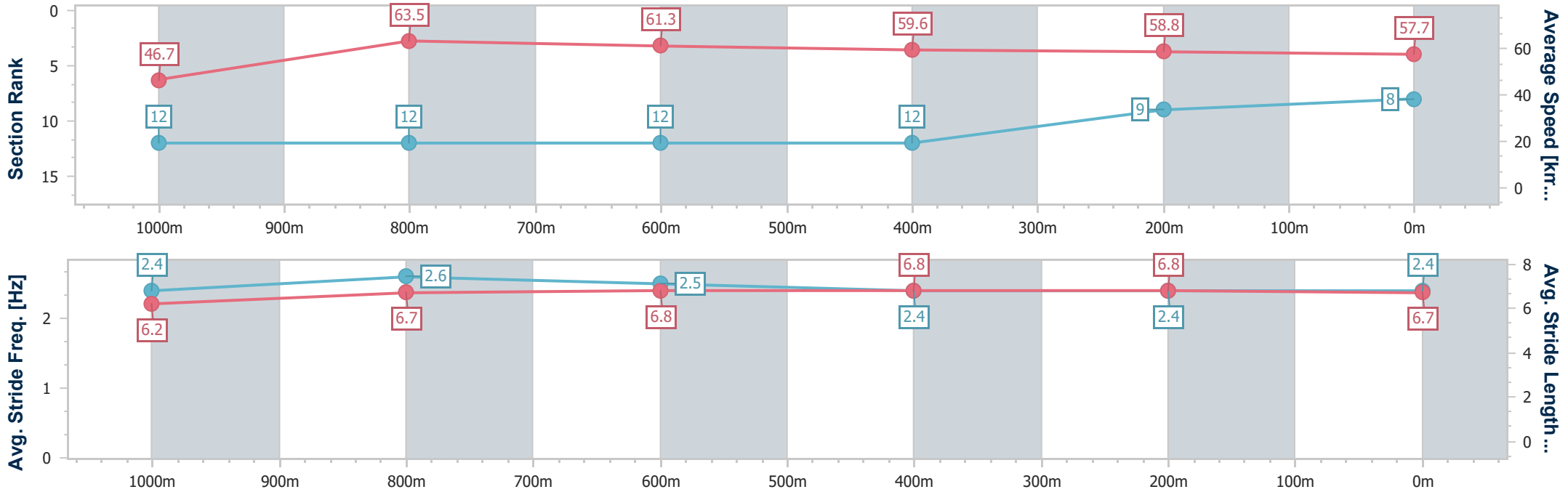
Toowoomba QLD Professional  
Race 4: JOHN GILBERT ELECTRICAL Maiden Handicap - 1200m



23 March 2024 - 19:09

Track Rating: Good 4, Weather: Showers, Rail Position: +2m Entire

Section	Overall	1000m	800m	600m	400m	200m
Section Times	1:15.58 [8] (0:15.46)	1:00.12 [12] (0:11.41)	0:48.71 [12] (0:11.77)	0:36.94 [12] (0:12.14)	0:24.80 [12] (0:12.29)	0:12.51 [9] (0:12.51)
Average Speed [km/h]	46.7	63.5	61.3	59.6	58.8	57.7
Top Speed [km/h]	63.9	65.2	62.5	61.1	59.6	58.7
Avg. Dist. to Rail [m]	4.0	2.1	2.0	1.2	0.8	2.7
Avg. Stride Freq. [Hz]	2.4	2.6	2.5	2.4	2.4	2.4
Avg. Stride Length [m]	6.2	6.7	6.8	6.8	6.8	6.7



- [ ] Ranking at each section and finish
- .-.- No data available at this section
- NA No data available



Horse/Jockey Name	Gettin' Lippy
Final Rank	9
Fastest Section Time (Section)	0:11.34 (1000m)
Top Speed [km/h] (Section)	66.5 (1000m)
Race State	Finished



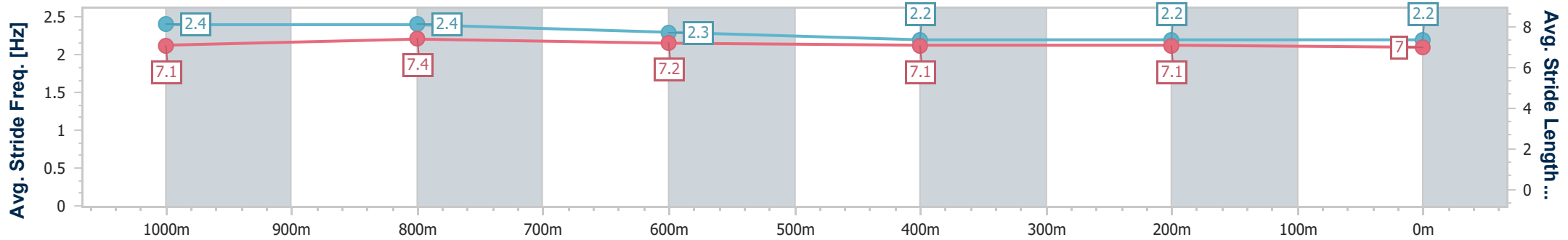
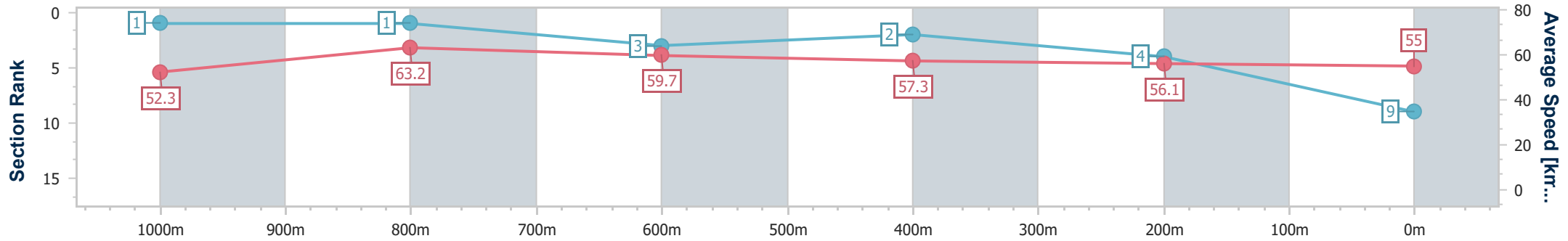
Toowoomba QLD Professional  
 Race 4: JOHN GILBERT ELECTRICAL Maiden Handicap - 1200m



23 March 2024 - 19:09

Track Rating: Good 4, Weather: Showers, Rail Position: +2m Entire

Section	Overall	1000m	800m	600m	400m	200m
Section Times	1:15.77 [9] (0:13.80)	1:01.97 [1] (0:11.34)	0:50.63 [1] (0:12.10)	0:38.53 [3] (0:12.62)	0:25.91 [2] (0:12.88)	0:13.03 [4] (0:13.03)
Average Speed [km/h]	52.3	63.2	59.7	57.3	56.1	55.0
Top Speed [km/h]	66.3	66.5	62.1	58.8	57.3	56.4
Avg. Dist. to Rail [m]	5.3	1.4	1.5	1.2	0.4	1.9
Avg. Stride Freq. [Hz]	2.4	2.4	2.3	2.2	2.2	2.2
Avg. Stride Length [m]	7.1	7.4	7.2	7.1	7.1	7.0



- [ ] Ranking at each section and finish
- .-.- No data available at this section
- NA No data available



Horse/Jockey Name	Two Time Girl
Final Rank	10
Fastest Section Time (Section)	0:11.49 (1000m)
Top Speed [km/h] (Section)	65.3 (1000m)
Race State	Finished



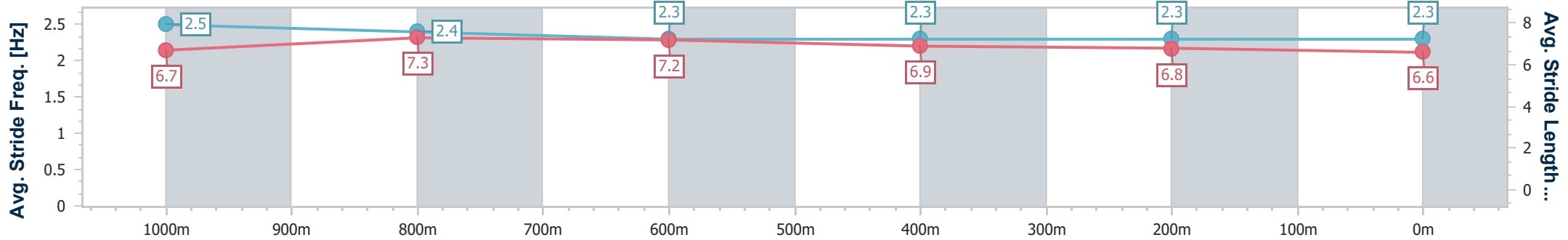
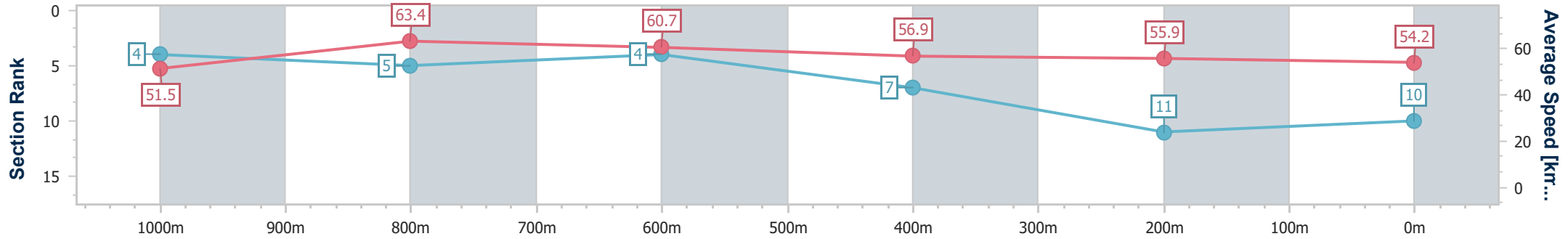
Toowoomba QLD Professional  
Race 4: JOHN GILBERT ELECTRICAL Maiden Handicap - 1200m



23 March 2024 - 19:09

Track Rating: Good 4, Weather: Showers, Rail Position: +2m Entire

Section	Overall	1000m	800m	600m	400m	200m
Section Times	1:16.53 [10] (0:13.97)	1:02.56 [4] (0:11.49)	0:51.07 [5] (0:11.95)	0:39.12 [4] (0:12.78)	0:26.34 [7] (0:13.06)	0:13.28 [11] (0:13.28)
Average Speed [km/h]	51.5	63.4	60.7	56.9	55.9	54.2
Top Speed [km/h]	64.7	65.3	61.6	60.0	56.7	55.9
Avg. Dist. to Rail [m]	5.0	3.4	1.9	2.1	3.1	4.8
Avg. Stride Freq. [Hz]	2.5	2.4	2.3	2.3	2.3	2.3
Avg. Stride Length [m]	6.7	7.3	7.2	6.9	6.8	6.6



- [ ] Ranking at each section and finish
- .-.- No data available at this section
- NA No data available



Horse/Jockey Name	Lady Mantagna
Final Rank	11
Fastest Section Time (Section)	0:11.71 (1000m)
Top Speed [km/h] (Section)	68.0 (Overall)
Race State	Finished



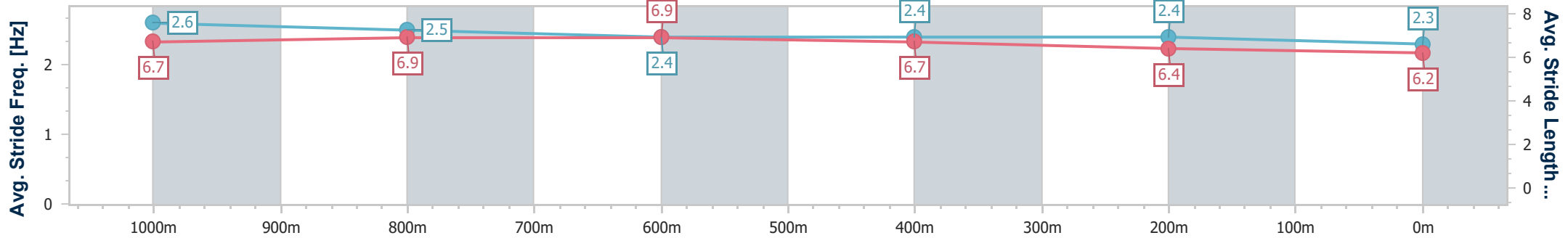
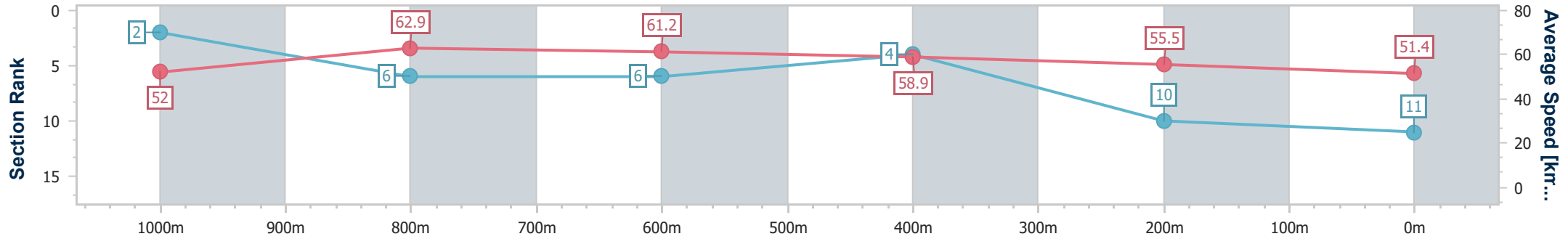
Toowoomba QLD Professional  
Race 4: JOHN GILBERT ELECTRICAL Maiden Handicap - 1200m



23 March 2024 - 19:09

Track Rating: Good 4, Weather: Showers, Rail Position: +2m Entire

Section	Overall	1000m	800m	600m	400m	200m
Section Times	1:17.12 [11] (0:13.86)	1:03.26 [2] (0:11.71)	0:51.55 [6] (0:11.96)	0:39.59 [6] (0:12.46)	0:27.13 [4] (0:13.12)	0:14.01 [10] (0:14.01)
Average Speed [km/h]	52.0	62.9	61.2	58.9	55.5	51.4
Top Speed [km/h]	68.0	67.1	62.5	60.8	57.4	54.4
Avg. Dist. to Rail [m]	11.1	6.7	4.8	3.6	3.6	2.8
Avg. Stride Freq. [Hz]	2.6	2.5	2.4	2.4	2.4	2.3
Avg. Stride Length [m]	6.7	6.9	6.9	6.7	6.4	6.2



- [ ] Ranking at each section and finish
- .-.- No data available at this section
- NA No data available



Horse/Jockey Name	Starry Girl
Final Rank	12
Fastest Section Time (Section)	0:11.21 (1000m)
Top Speed [km/h] (Section)	68.4 (Overall)
Race State	Finished



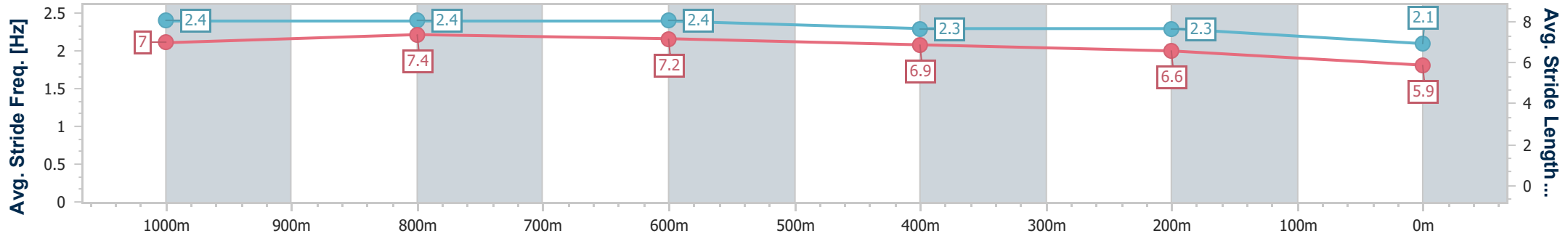
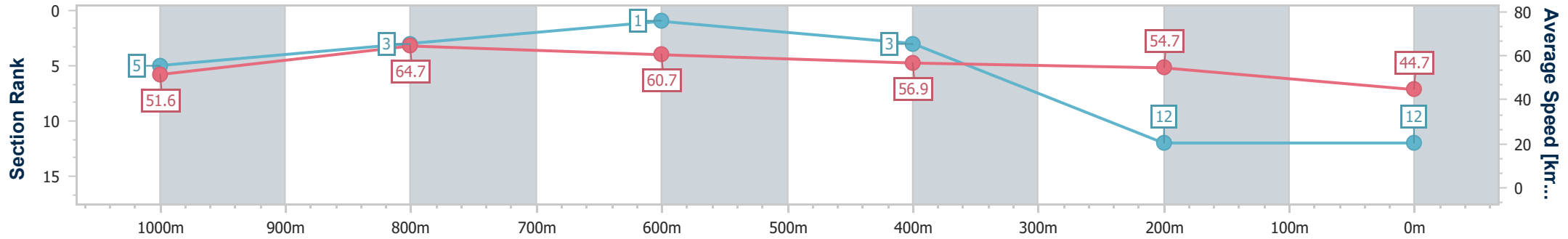
Toowoomba QLD Professional  
Race 4: JOHN GILBERT ELECTRICAL Maiden Handicap - 1200m



23 March 2024 - 19:09

Track Rating: Good 4, Weather: Showers, Rail Position: +2m Entire

Section	Overall	1000m	800m	600m	400m	200m
Section Times	1:19.32 [12] (0:13.99)	1:05.33 [5] (0:11.21)	0:54.12 [3] (0:11.91)	0:42.21 [1] (0:12.85)	0:29.36 [3] (0:13.30)	0:16.06 [12] (0:16.06)
Average Speed [km/h]	51.6	64.7	60.7	56.9	54.7	44.7
Top Speed [km/h]	68.4	68.3	62.2	59.5	56.1	53.3
Avg. Dist. to Rail [m]	7.1	2.2	2.8	3.0	2.8	1.4
Avg. Stride Freq. [Hz]	2.4	2.4	2.4	2.3	2.3	2.1
Avg. Stride Length [m]	7.0	7.4	7.2	6.9	6.6	5.9



- [ ] Ranking at each section and finish
- .-.- No data available at this section
- NA No data available