



# Toowoomba QLD Professional

## Race 1: GRIZZLY OFF THE GRID Class 1 Handicap - 1300m

23 March 2024 - 17:21



Track Rating: Good 4, Weather: Fine, Rail Position: +2m Entire

Section												Last 600m	
Field Times		Overall	1200m	1000m	800m	600m	400m						0:35.99
		1:19.70 (0:08.09)	1:11.61 (0:11.30)	1:00.31 (0:12.21)	0:48.10 (0:12.11)	0:35.99 (0:11.97)	0:24.02 (0:12.01)						
Rank	TAB	Horse/Jockey	Barrier	Top Speed [km/h]	Fastest Section							Distance Travelled [m]	
1	2	<b>TAKE A PICTURE</b> Nathan Fazackerley	2	63.9 1200m	0:08.09 Overall	1:19.70 [1] (0:08.09)	1:11.61 [1] (0:11.65)	0:59.96 [2] (0:12.19)	0:47.77 [3] (0:12.26)	0:35.51 [3] (0:11.84)	0:23.67 [4] (0:11.70)	0:35.51	
2	1	<b>TOKYO BANDIT</b> Paul Hamblin	1	63.9 1200m	0:08.78 Overall	1:20.09 [2] (0:08.78)	1:11.31 [8] (0:11.48)	0:59.83 [8] (0:11.96)	0:47.87 [6] (0:12.26)	0:35.61 [6] (0:12.20)	0:23.41 [6] (0:11.78)	0:35.61	+6
3	5	<b>PRINCE OF SOOVIEV</b> Micheal Hellyer	5	66.5 1200m	0:08.13 Overall	1:20.28 [3] (0:08.13)	1:12.15 [2] (0:11.26)	1:00.89 [1] (0:12.21)	0:48.68 [1] (0:12.11)	0:36.57 [1] (0:11.97)	0:24.60 [1] (0:12.01)	0:36.57	+1
4	8	<b>BANKROLL BABE</b> Nozi Tomizawa	8	63.8 600m	0:08.56 Overall	1:20.41 [4] (0:08.56)	1:11.85 [7] (0:11.54)	1:00.31 [6] (0:12.06)	0:48.25 [5] (0:12.08)	0:36.17 [5] (0:11.70)	0:24.47 [2] (0:12.09)	0:36.17	+6
5	6	<b>SOUTHAMPTON DOCK</b> Adin Thompson	6	63.1 1200m	0:08.18 Overall	1:20.50 [5] (0:08.18)	1:12.32 [3] (0:11.87)	1:00.45 [5] (0:12.20)	0:48.25 [7] (0:12.23)	0:36.02 [7] (0:11.99)	0:24.03 [5] (0:11.94)	0:36.02	-1
6	4	<b>MIKKI EIGHT</b> Madeleine Wishart	4	62.8 1200m	0:08.89 Overall	1:20.89 [6] (0:08.89)	1:12.00 [9] (0:11.65)	1:00.35 [9] (0:11.98)	0:48.37 [9] (0:12.13)	0:36.24 [8] (0:12.29)	0:23.95 [9] (0:11.99)	0:36.24	+1
7	9	<b>DISTANT SECRET</b> Kenji Yoshida	9	62.4 600m	0:08.26 Overall	1:20.94 [7] (0:08.26)	1:12.68 [5] (0:11.89)	1:00.79 [7] (0:12.24)	0:48.55 [8] (0:12.30)	0:36.25 [9] (0:12.03)	0:24.22 [8] (0:11.95)	0:36.25	+2
8	10	<b>ELECTRIC</b> Alisha Donald	10	63.3 1000m	0:08.20 Overall	1:21.19 [8] (0:08.20)	1:12.99 [4] (0:11.61)	1:01.38 [3] (0:12.01)	0:49.37 [2] (0:12.11)	0:37.26 [2] (0:12.07)	0:25.19 [3] (0:12.40)	0:37.26	+3
9	3	<b>CYGNET RIVER</b> Karl Zechner	3	64.6 1200m	0:08.52 Overall	1:21.98 [9] (0:08.52)	1:13.46 [6] (0:11.46)	1:02.00 [4] (0:11.99)	0:50.01 [4] (0:12.25)	0:37.76 [4] (0:12.50)	0:25.26 [7] (0:12.50)	0:37.76	+6

Scratched: Dustyiam (#11), Black Country (#7), Soozie Maree (#12)

[ ] Ranking at each section and finish  
 -:-:- No data available at this section  
 NA No data available

SCN Saddle cloth number  
 DNF Did not finish  
 DNT Did not track



# Toowoomba QLD Professional

## Race 1: GRIZZLY OFF THE GRID Class 1 Handicap - 1300m

23 March 2024 - 17:21



Track Rating: Good 4, Weather: Fine, Rail Position: +2m Entire

Section				200m				Last 600m	
Field Times				0:12.01 (0:12.01)				0:35.99	
Rank	TAB	Horse/Jockey	Barrier	Top Speed [km/h]	Fastest Section	Margin			Distance Travelled [m]
1	2	<b>TAKE A PICTURE</b> Nathan Fazackerley	2	63.9 1200m	0:08.09 Overall	0:11.97 [2] (0:11.97)	1:19.70		0:35.51
2	1	<b>TOKYO BANDIT</b> Paul Hamblin	1	63.9 1200m	0:08.78 Overall	0:11.63 [6] (0:11.63)	2.3L		0:35.61 +6
3	5	<b>PRINCE OF SOOVIEV</b> Micheal Hellyer	5	66.5 1200m	0:08.13 Overall	0:12.59 [1] (0:12.59)	3.3L		0:36.57 +1
4	8	<b>BANKROLL BABE</b> Nozi Tomizawa	8	63.8 600m	0:08.56 Overall	0:12.38 [3] (0:12.38)	4.1L		0:36.17 +6
5	6	<b>SOUTHAMPTON DOCK</b> Adin Thompson	6	63.1 1200m	0:08.18 Overall	0:12.09 [5] (0:12.09)	4.6L		0:36.02 -1
6	4	<b>MIKKI EIGHT</b> Madeleine Wishart	4	62.8 1200m	0:08.89 Overall	0:11.96 [8] (0:11.96)	6.9L		0:36.24 +1
7	9	<b>DISTANT SECRET</b> Kenji Yoshida	9	62.4 600m	0:08.26 Overall	0:12.27 [7] (0:12.27)	7.1L		0:36.25 +2
8	10	<b>ELECTRIC</b> Alisha Donald	10	63.3 1000m	0:08.20 Overall	0:12.79 [4] (0:12.79)	8.4L		0:37.26 +3
9	3	<b>CYGNET RIVER</b> Karl Zechner	3	64.6 1200m	0:08.52 Overall	0:12.76 [9] (0:12.76)	12.9L		0:37.76 +6

Scratched: Dustyiam (#11), Black Country (#7), Soozie Maree (#12)



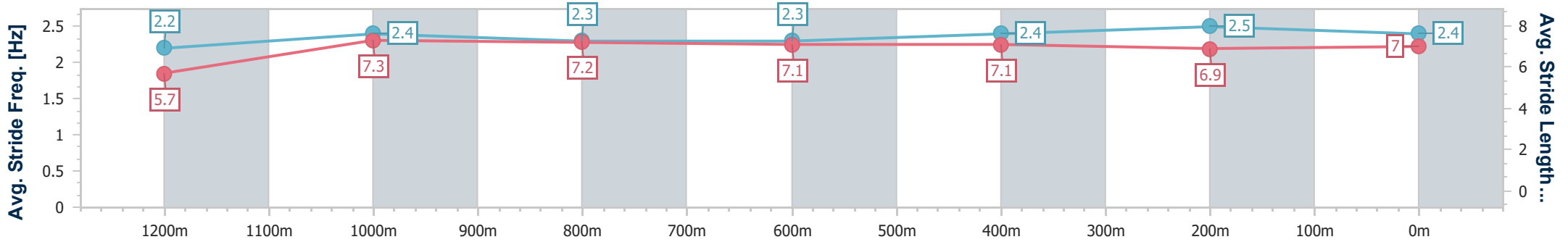
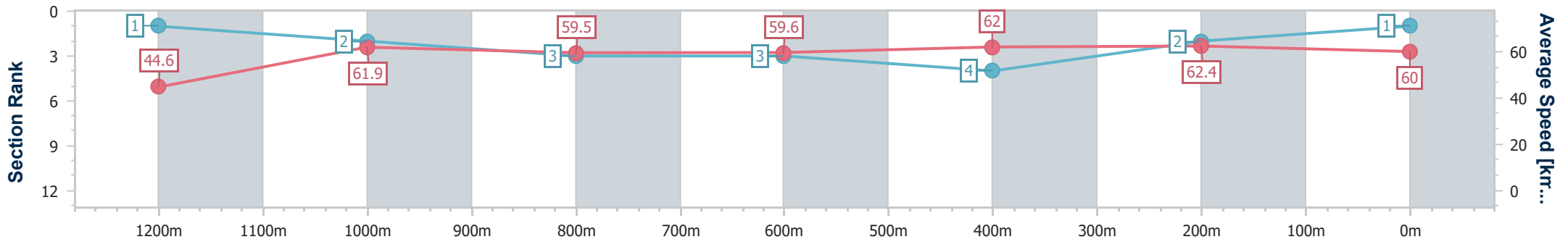
Horse/Jockey Name	Take A Picture
Final Rank	1
Fastest Section Time (Section)	0:08.09 (Overall)
Top Speed [km/h] (Section)	63.9 (1200m)
Race State	Finished



Toowoomba QLD Professional  
 Race 1: GRIZZLY OFF THE GRID Class 1 Handicap - 1300m  
 23 March 2024 - 17:21  
 Track Rating: Good 4, Weather: Fine, Rail Position: +2m Entire



Section	Overall	1200m	1000m	800m	600m	400m	200m
Section Times	1:19.70 [1] (0:08.09)	1:11.61 [1] (0:11.65)	0:59.96 [2] (0:12.19)	0:47.77 [3] (0:12.26)	0:35.51 [3] (0:11.84)	0:23.67 [4] (0:11.70)	0:11.97 [2]
Average Speed [km/h]	44.6	61.9	59.5	59.6	62.0	62.4	60.0
Top Speed [km/h]	59.7	63.9	62.3	61.5	62.7	63.8	63.1
Avg. Dist. to Rail [m]	6.2	2.6	2.2	4.0	3.7	3.8	4.1
Avg. Stride Freq. [Hz]	2.2	2.4	2.3	2.3	2.4	2.5	2.4
Avg. Stride Length [m]	5.7	7.3	7.2	7.1	7.1	6.9	7.0



- [ ] Ranking at each section and finish
- .-.- No data available at this section
- NA No data available



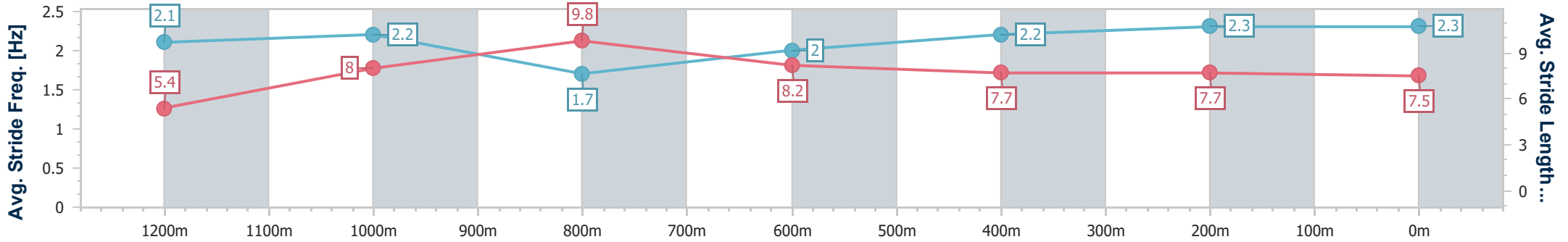
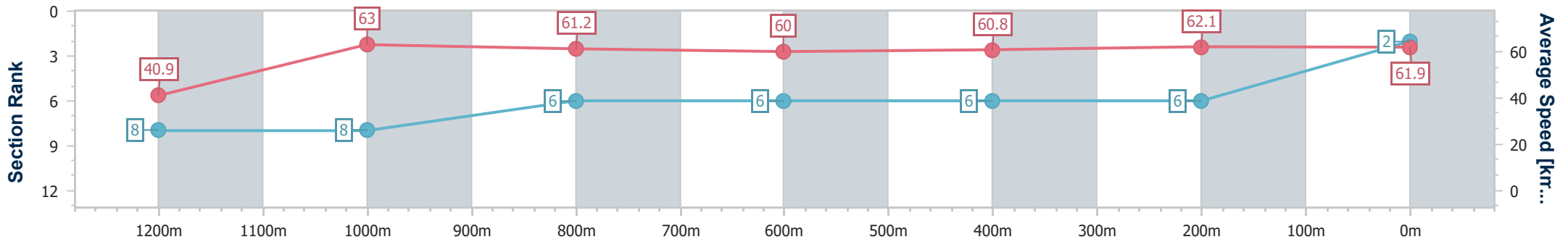
Horse/Jockey Name	Tokyo Bandit
Final Rank	2
Fastest Section Time (Section)	0:08.78 (Overall)
Top Speed [km/h] (Section)	63.9 (1200m)
Race State	Finished



Toowoomba QLD Professional  
 Race 1: GRIZZLY OFF THE GRID Class 1 Handicap - 1300m  
 23 March 2024 - 17:21  
 Track Rating: Good 4, Weather: Fine, Rail Position: +2m Entire



Section	Overall	1200m	1000m	800m	600m	400m	200m
Section Times	1:20.09 [2] (0:08.78)	1:11.31 [8] (0:11.48)	0:59.83 [8] (0:11.96)	0:47.87 [6] (0:12.26)	0:35.61 [6] (0:12.20)	0:23.41 [6] (0:11.78)	0:11.63 [6] (0:11.63)
Average Speed [km/h]	40.9	63.0	61.2	60.0	60.8	62.1	61.9
Top Speed [km/h]	62.5	63.9	63.2	62.5	62.0	63.2	63.2
Avg. Dist. to Rail [m]	11.3	6.1	5.5	5.3	5.8	5.1	5.0
Avg. Stride Freq. [Hz]	2.1	2.2	1.7	2.0	2.2	2.3	2.3
Avg. Stride Length [m]	5.4	8.0	9.8	8.2	7.7	7.7	7.5



- [ ] Ranking at each section and finish
- .-.- No data available at this section
- NA No data available





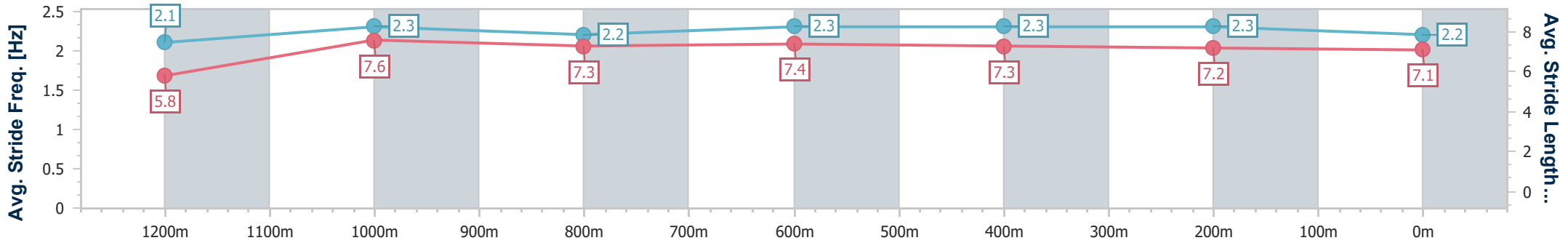
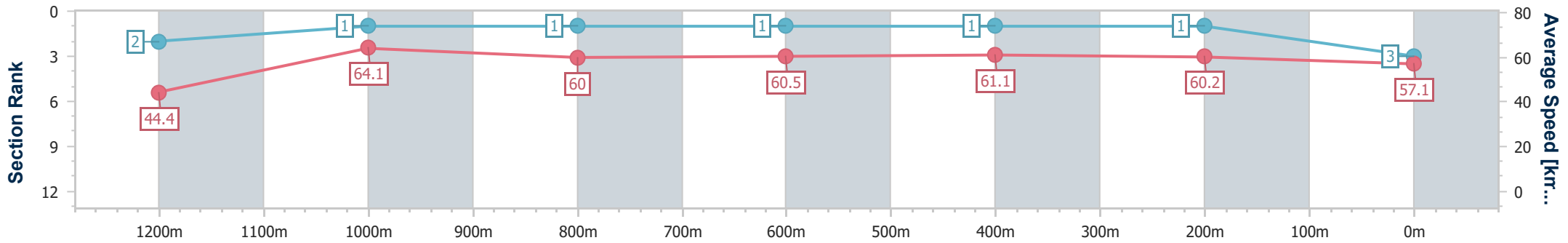
Horse/Jockey Name	Prince Of Sooview
Final Rank	3
Fastest Section Time (Section)	0:08.13 (Overall)
Top Speed [km/h] (Section)	66.5 (1200m)
Race State	Finished



Toowoomba QLD Professional  
 Race 1: GRIZZLY OFF THE GRID Class 1 Handicap - 1300m  
 23 March 2024 - 17:21  
 Track Rating: Good 4, Weather: Fine, Rail Position: +2m Entire



Section	Overall	1200m	1000m	800m	600m	400m	200m
Section Times	1:20.28 [3] (0:08.13)	1:12.15 [2] (0:11.26)	1:00.89 [1] (0:12.21)	0:48.68 [1] (0:12.11)	0:36.57 [1] (0:11.97)	0:24.60 [1] (0:12.01)	0:12.59 [1] (0:12.59)
Average Speed [km/h]	44.4	64.1	60.0	60.5	61.1	60.2	57.1
Top Speed [km/h]	60.0	66.5	63.7	63.5	63.6	61.2	59.3
Avg. Dist. to Rail [m]	11.9	6.9	4.5	4.3	3.0	1.3	0.3
Avg. Stride Freq. [Hz]	2.1	2.3	2.2	2.3	2.3	2.3	2.2
Avg. Stride Length [m]	5.8	7.6	7.3	7.4	7.3	7.2	7.1



- [ ] Ranking at each section and finish
- .-.- No data available at this section
- NA No data available



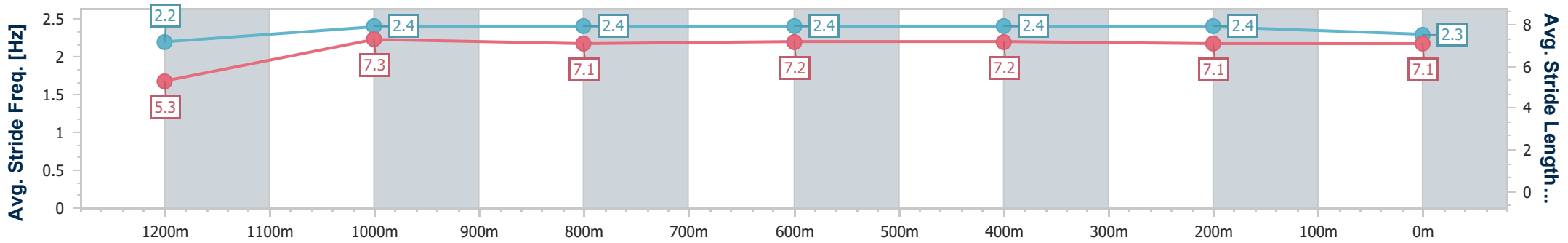
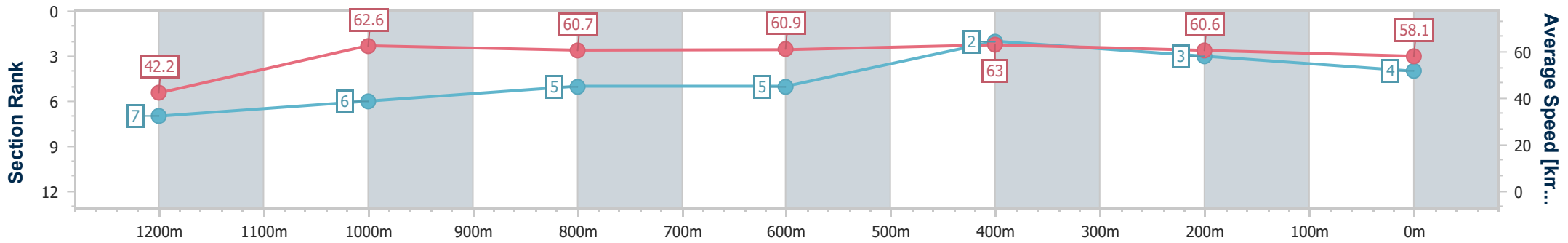
Horse/Jockey Name	Bankroll Babe
Final Rank	4
Fastest Section Time (Section)	0:08.56 (Overall)
Top Speed [km/h] (Section)	63.8 (600m)
Race State	Finished



Toowoomba QLD Professional  
 Race 1: GRIZZLY OFF THE GRID Class 1 Handicap - 1300m  
 23 March 2024 - 17:21  
 Track Rating: Good 4, Weather: Fine, Rail Position: +2m Entire



Section	Overall	1200m	1000m	800m	600m	400m	200m
Section Times	1:20.41 [4] (0:08.56)	1:11.85 [7] (0:11.54)	1:00.31 [6] (0:12.06)	0:48.25 [5] (0:12.08)	0:36.17 [5] (0:11.70)	0:24.47 [2] (0:12.09)	0:12.38 [3] (0:12.38)
Average Speed [km/h]	42.2	62.6	60.7	60.9	63.0	60.6	58.1
Top Speed [km/h]	60.4	63.7	63.0	62.8	63.8	61.7	59.5
Avg. Dist. to Rail [m]	10.7	5.5	5.7	5.0	4.8	4.7	4.8
Avg. Stride Freq. [Hz]	2.2	2.4	2.4	2.4	2.4	2.4	2.3
Avg. Stride Length [m]	5.3	7.3	7.1	7.2	7.2	7.1	7.1



- [ ] Ranking at each section and finish
- .-.- No data available at this section
- NA No data available



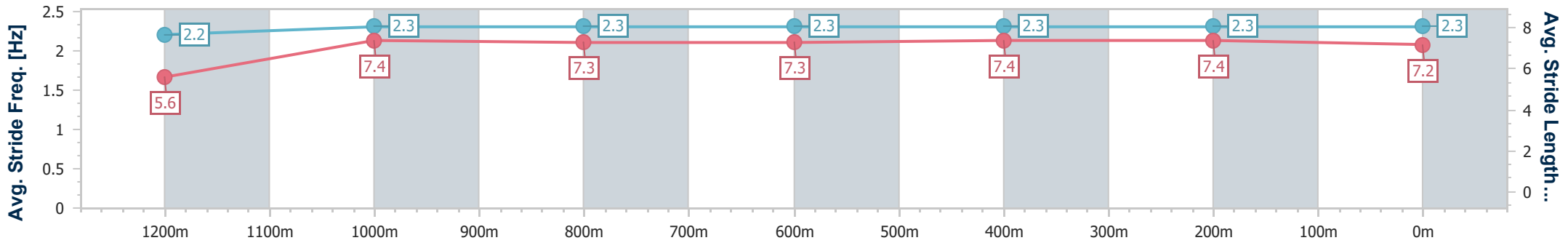
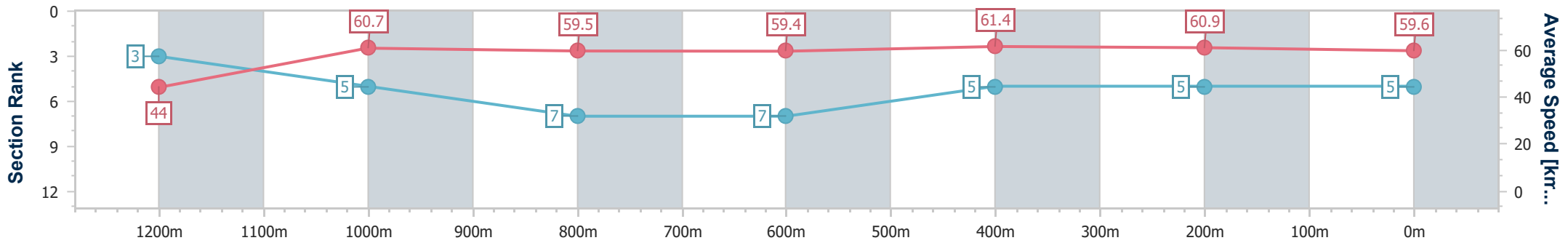
Horse/Jockey Name	Southampton Dock
Final Rank	5
Fastest Section Time (Section)	0:08.18 (Overall)
Top Speed [km/h] (Section)	63.1 (1200m)
Race State	Finished



Toowoomba QLD Professional  
 Race 1: GRIZZLY OFF THE GRID Class 1 Handicap - 1300m  
 23 March 2024 - 17:21  
 Track Rating: Good 4, Weather: Fine, Rail Position: +2m Entire



Section	Overall	1200m	1000m	800m	600m	400m	200m
Section Times	1:20.50 [5] (0:08.18)	1:12.32 [3] (0:11.87)	1:00.45 [5] (0:12.20)	0:48.25 [7] (0:12.23)	0:36.02 [7] (0:11.99)	0:24.03 [5] (0:11.94)	0:12.09 [5] (0:12.09)
Average Speed [km/h]	44.0	60.7	59.5	59.4	61.4	60.9	59.6
Top Speed [km/h]	58.1	63.1	61.8	61.2	62.7	62.0	61.0
Avg. Dist. to Rail [m]	3.8	1.5	2.5	3.2	4.1	2.6	2.9
Avg. Stride Freq. [Hz]	2.2	2.3	2.3	2.3	2.3	2.3	2.3
Avg. Stride Length [m]	5.6	7.4	7.3	7.3	7.4	7.4	7.2



- [ ] Ranking at each section and finish
- .-.- No data available at this section
- NA No data available



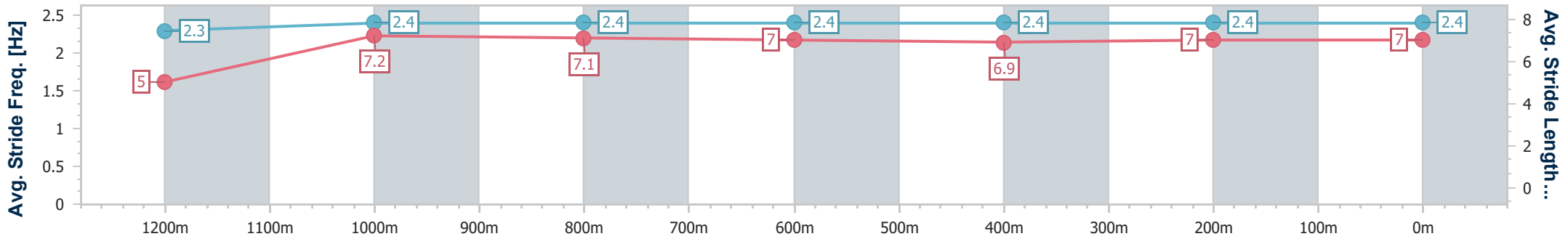
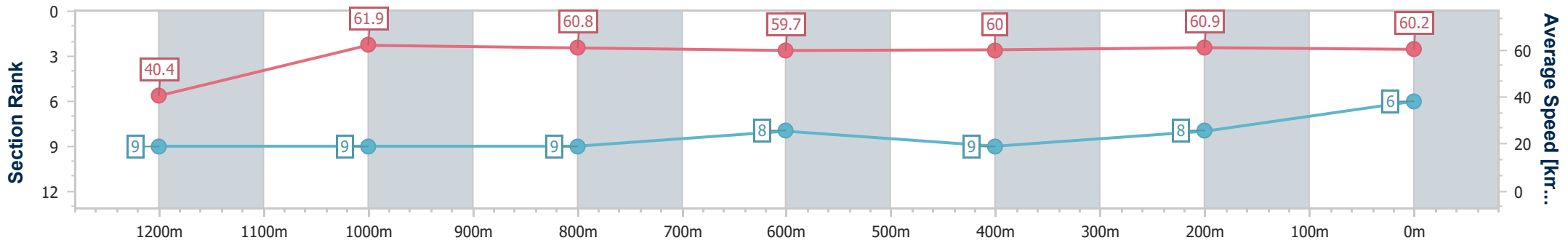
Horse/Jockey Name	Mikki Eight
Final Rank	6
Fastest Section Time (Section)	0:08.89 (Overall)
Top Speed [km/h] (Section)	62.8 (1200m)
Race State	Finished



Toowoomba QLD Professional  
 Race 1: GRIZZLY OFF THE GRID Class 1 Handicap - 1300m  
 23 March 2024 - 17:21  
 Track Rating: Good 4, Weather: Fine, Rail Position: +2m Entire



Section	Overall	1200m	1000m	800m	600m	400m	200m
Section Times	1:20.89 [6] (0:08.89)	1:12.00 [9] (0:11.65)	1:00.35 [9] (0:11.98)	0:48.37 [9] (0:12.13)	0:36.24 [8] (0:12.29)	0:23.95 [9] (0:11.99)	0:11.96 [8]
Average Speed [km/h]	40.4	61.9	60.8	59.7	60.0	60.9	60.2
Top Speed [km/h]	61.2	62.8	62.0	61.6	62.0	61.6	61.1
Avg. Dist. to Rail [m]	6.8	2.9	2.5	3.2	4.8	4.2	3.9
Avg. Stride Freq. [Hz]	2.3	2.4	2.4	2.4	2.4	2.4	2.4
Avg. Stride Length [m]	5.0	7.2	7.1	7.0	6.9	7.0	7.0



- [ ] Ranking at each section and finish
- .-.- No data available at this section
- NA No data available



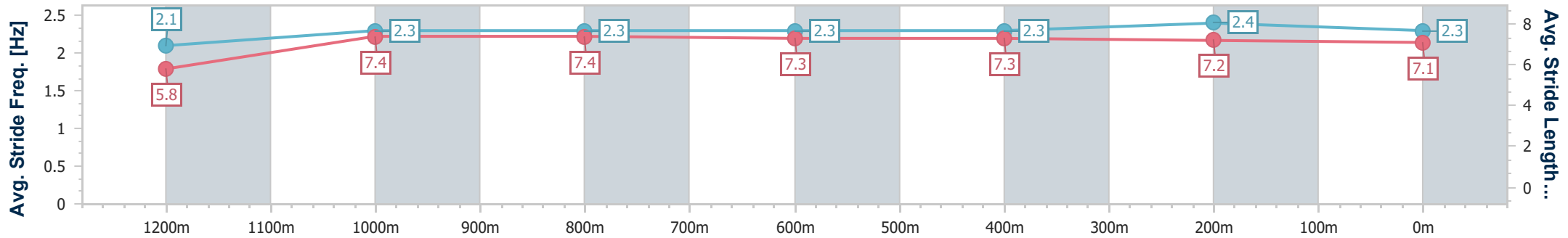
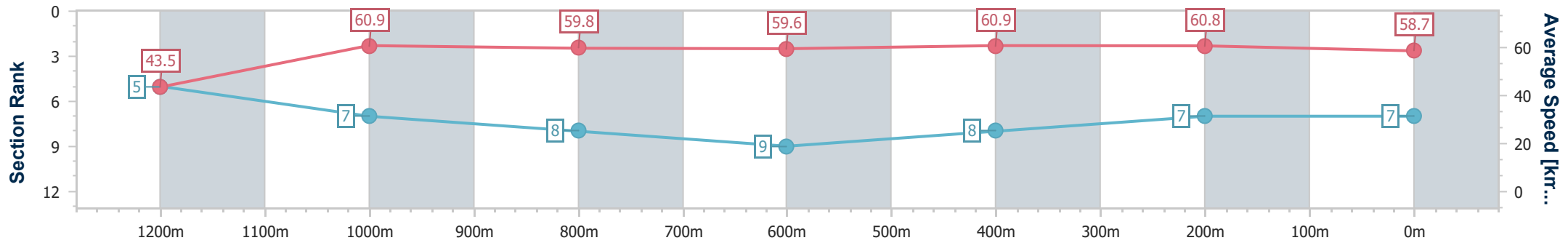
Horse/Jockey Name	Distant Secret
Final Rank	7
Fastest Section Time (Section)	0:08.26 (Overall)
Top Speed [km/h] (Section)	62.4 (600m)
Race State	Finished



Toowoomba QLD Professional  
 Race 1: GRIZZLY OFF THE GRID Class 1 Handicap - 1300m  
 23 March 2024 - 17:21  
 Track Rating: Good 4, Weather: Fine, Rail Position: +2m Entire



Section	Overall	1200m	1000m	800m	600m	400m	200m
Section Times	1:20.94 [7] (0:08.26)	1:12.68 [5] (0:11.89)	1:00.79 [7] (0:12.24)	0:48.55 [8] (0:12.30)	0:36.25 [9] (0:12.03)	0:24.22 [8] (0:11.95)	0:12.27 [7] (0:12.27)
Average Speed [km/h]	43.5	60.9	59.8	59.6	60.9	60.8	58.7
Top Speed [km/h]	57.7	62.1	62.0	61.8	62.4	61.6	59.7
Avg. Dist. to Rail [m]	7.5	4.8	4.8	4.9	3.8	3.2	6.7
Avg. Stride Freq. [Hz]	2.1	2.3	2.3	2.3	2.3	2.4	2.3
Avg. Stride Length [m]	5.8	7.4	7.4	7.3	7.3	7.2	7.1



- [ ] Ranking at each section and finish
- .-.- No data available at this section
- NA No data available



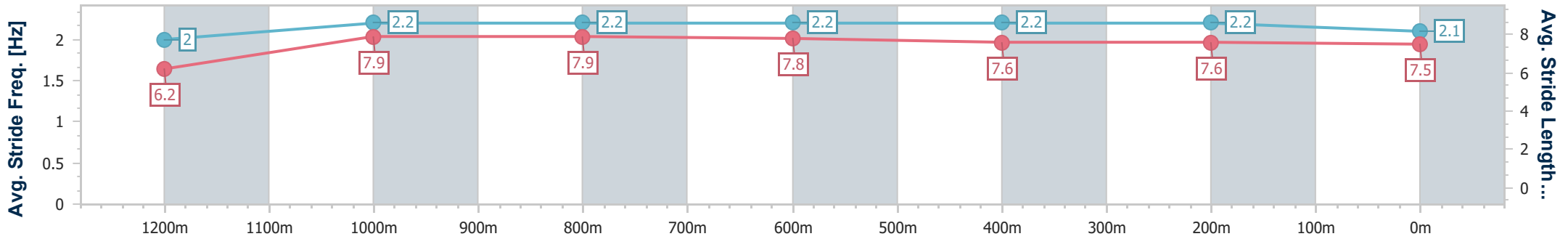
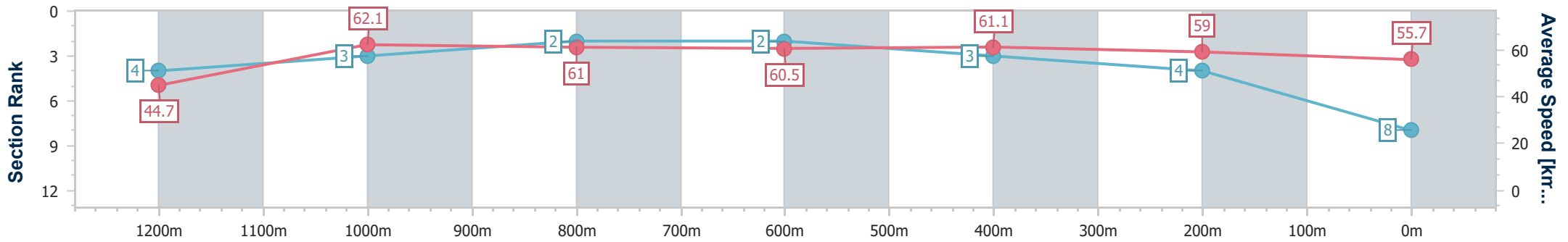
Horse/Jockey Name	Electric
Final Rank	8
Fastest Section Time (Section)	0:08.20 (Overall)
Top Speed [km/h] (Section)	63.3 (1000m)
Race State	Finished



Toowoomba QLD Professional  
 Race 1: GRIZZLY OFF THE GRID Class 1 Handicap - 1300m  
 23 March 2024 - 17:21  
 Track Rating: Good 4, Weather: Fine, Rail Position: +2m Entire



Section	Overall	1200m	1000m	800m	600m	400m	200m
Section Times	1:21.19 [8] (0:08.20)	1:12.99 [4] (0:11.61)	1:01.38 [3] (0:12.01)	0:49.37 [2] (0:12.11)	0:37.26 [2] (0:12.07)	0:25.19 [3] (0:12.40)	0:12.79 [4] (0:12.79)
Average Speed [km/h]	44.7	62.1	61.0	60.5	61.1	59.0	55.7
Top Speed [km/h]	44.9	63.0	63.3	61.5	62.3	61.6	59.3
Avg. Dist. to Rail [m]	4.5	2.6	4.1	4.1	4.5	3.7	4.0
Avg. Stride Freq. [Hz]	2.0	2.2	2.2	2.2	2.2	2.2	2.1
Avg. Stride Length [m]	6.2	7.9	7.9	7.8	7.6	7.6	7.5



- [ ] Ranking at each section and finish
- .-.- No data available at this section
- NA No data available



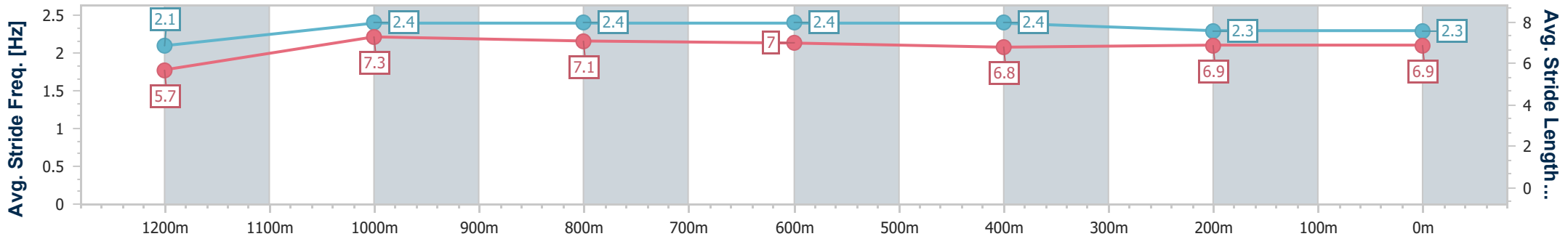
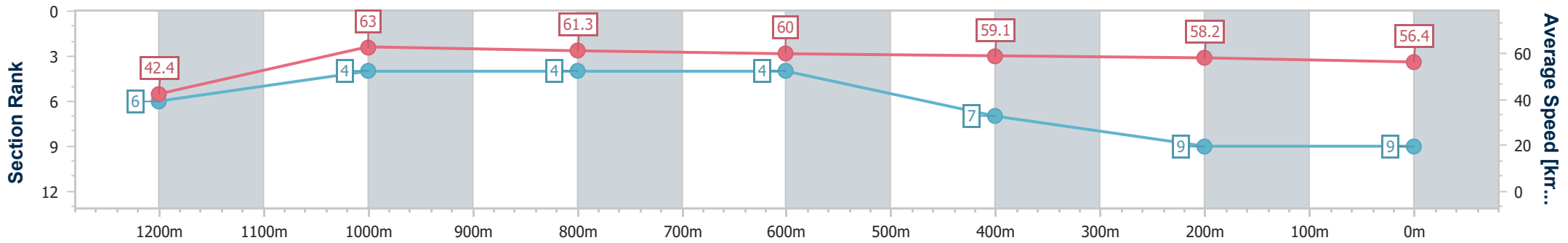
Horse/Jockey Name	Cygnnet River
Final Rank	9
Fastest Section Time (Section)	0:08.52 (Overall)
Top Speed [km/h] (Section)	64.6 (1200m)
Race State	Finished



Toowoomba QLD Professional  
 Race 1: GRIZZLY OFF THE GRID Class 1 Handicap - 1300m  
 23 March 2024 - 17:21  
 Track Rating: Good 4, Weather: Fine, Rail Position: +2m Entire



Section	Overall	1200m	1000m	800m	600m	400m	200m
Section Times	1:21.98 [9] (0:08.52)	1:13.46 [6] (0:11.46)	1:02.00 [4] (0:11.99)	0:50.01 [4] (0:12.25)	0:37.76 [4] (0:12.50)	0:25.26 [7] (0:12.50)	0:12.76 [9] (0:12.76)
Average Speed [km/h]	42.4	63.0	61.3	60.0	59.1	58.2	56.4
Top Speed [km/h]	61.0	64.6	63.2	61.7	60.8	60.0	57.4
Avg. Dist. to Rail [m]	10.4	6.0	6.4	5.7	5.0	3.5	4.0
Avg. Stride Freq. [Hz]	2.1	2.4	2.4	2.4	2.4	2.3	2.3
Avg. Stride Length [m]	5.7	7.3	7.1	7.0	6.8	6.9	6.9



- [ ] Ranking at each section and finish
- .-.- No data available at this section
- NA No data available



# Toowoomba QLD Professional

## Race 2: MAIDAH GROUP QTIS Two-Year-Old Maiden Handicap - 1100m

23 March 2024 - 17:56



Track Rating: Good 4, Weather: Showery, Rail Position: +2m Entire

Section		Overall										Last 600m	
Field Times		1:08.23										0:37.49	
		(0:07.77)											
		1:00.46											
		(0:11.22)											
		0:49.24											
		(0:11.75)											
		0:37.49											
		(0:12.36)											
		0:25.13											
		(0:12.57)											
		0:12.56											
		(0:12.56)											
Rank	TAB	Horse/Jockey	Barrier	Top Speed [km/h]	Fastest Section	Overall	1000m	800m	600m	400m	200m	Margin	Distance Travelled [m]
1	3	ROCKY RICH Alisha Donald	3	66.5	0:08.11	1:08.23 [1] (0:08.11)	1:00.12 [7] (0:11.16)	0:48.96 [3] (0:11.65)	0:37.31 [2] (0:12.31)	0:25.00 [2] (0:12.44)	0:12.56 [1] (0:12.56)	1:08.23	0:37.31
2	8	GOOD GIRL POLLY Karl Zechner	8	64.9	0:07.94	1:08.26 [2] (0:07.94)	1:00.32 [2] (0:11.48)	0:48.84 [4] (0:11.84)	0:37.00 [5] (0:12.23)	0:24.77 [4] (0:12.28)	0:12.49 [4] (0:12.49)	0.2L	0:37.00 +0
3	1	FOOLSAY Georgina Cartwright	1	66.1	0:08.61	1:08.49 [3] (0:08.61)	0:59.88 [11] (0:11.28)	0:48.60 [9] (0:11.83)	0:36.77 [9] (0:12.22)	0:24.55 [8] (0:12.22)	0:12.33 [5] (0:12.33)	1.5L	0:36.77 +4
4	9	PROPOSE Jason Taylor	9	64.8	0:08.55	1:08.66 [4] (0:08.55)	1:00.11 [10] (0:11.60)	0:48.51 [11] (0:11.83)	0:36.68 [11] (0:12.30)	0:24.38 [11] (0:12.15)	0:12.23 [9] (0:12.23)	2.3L	0:36.68 +3
5	6	AVA'S GYPSY Kenji Yoshida	6	65.7	0:08.06	1:08.86 [5] (0:08.06)	1:00.80 [5] (0:11.40)	0:49.40 [5] (0:11.71)	0:37.69 [4] (0:12.15)	0:25.54 [3] (0:12.40)	0:13.14 [2] (0:13.14)	3.3L	0:37.69 +3
6	2	HE'S A WEAPON Madeleine Wishart	2	64.2	0:08.07	1:09.07 [6] (0:08.07)	1:01.00 [6] (0:11.60)	0:49.40 [7] (0:11.72)	0:37.68 [6] (0:12.29)	0:25.39 [6] (0:12.52)	0:12.87 [6] (0:12.87)	4.3L	0:37.68 -2
7	7	BLUE EYE DAME Nozi Tomizawa	7	66.6	0:07.77	1:09.20 [7] (0:07.77)	1:01.43 [1] (0:11.22)	0:50.21 [1] (0:11.75)	0:38.46 [1] (0:12.36)	0:26.10 [1] (0:12.67)	0:13.43 [3] (0:13.43)	4.8L	0:38.46 +1
8	10	SCOTTVILLE SCOOTER Micheal Hellyer	10	66.7	0:08.01	1:09.32 [8] (0:08.01)	1:01.31 [4] (0:11.08)	0:50.23 [2] (0:11.89)	0:38.34 [3] (0:12.53)	0:25.81 [5] (0:12.78)	0:13.03 [7] (0:13.03)	5.3L	0:38.34 -8
9	4	ALLDABURGERS Nathan Fazackerley	4	65.8	0:08.01	1:09.43 [9] (0:08.01)	1:01.42 [3] (0:11.52)	0:49.90 [6] (0:12.11)	0:37.79 [8] (0:12.16)	0:25.63 [7] (0:12.55)	0:13.08 [8] (0:13.08)	5.8L	0:37.79 +6
10	13	DON'TLEAVEMENOW Olivia Webb	13	63.8	0:08.34	1:09.88 [10] (0:08.34)	1:01.54 [8] (0:11.58)	0:49.96 [10] (0:11.86)	0:38.10 [10] (0:12.37)	0:25.73 [10] (0:12.56)	0:13.17 [10] (0:13.17)	8.3L	0:38.10 -6

Scratched: She Ain't Sweet (#11)

[ ] Ranking at each section and finish  
 -:-:- No data available at this section  
 NA No data available

SCN Saddle cloth number  
 DNF Did not finish  
 DNT Did not track





# Toowoomba QLD Professional

## Race 2: MAIDAH GROUP QTIS Two-Year-Old Maiden Handicap - 1100m

23 March 2024 - 17:56



Track Rating: Good 4, Weather: Showery, Rail Position: +2m Entire

Section		Overall	1000m	800m	600m	400m	200m	Last 600m					
Field Times		1:08.23 (0:07.77)	1:00.46 (0:11.22)	0:49.24 (0:11.75)	0:37.49 (0:12.36)	0:25.13 (0:12.57)	0:12.56 (0:12.56)	0:37.49					
Rank	TAB Horse/Jockey	Barrier	Top Speed [km/h]	Fastest Section	Margin							Distance Travelled [m]	
11	12 DREAMDROP Marnu Potgieter	12	65.8 800m	0:08.43 Overall	1:09.89 [11] (0:08.43)	1:01.46 [9] (0:11.41)	0:50.05 [8] (0:11.78)	0:38.27 [7] (0:12.43)	0:25.84 [9] (0:12.72)	0:13.12 [11] (0:13.12)	8.4L	0:38.27	+6
12	5 BAGMAN Adin Thompson	5	62.2 800m	0:08.85 Overall	1:10.65 [12] (0:08.85)	1:01.80 [12] (0:12.09)	0:49.71 [12] (0:11.95)	0:37.76 [12] (0:12.31)	0:25.45 [12] (0:12.33)	0:13.12 [12] (0:13.12)	12.7L	0:37.76	+0

Scratched: She Ain't Sweet (#11)

[ ] Ranking at each section and finish  
 -:-:-:- No data available at this section  
 NA No data available

SCN Saddle cloth number  
 DNF Did not finish  
 DNT Did not track



Horse/Jockey Name	Rocky Rich
Final Rank	1
Fastest Section Time (Section)	0:08.11 (Overall)
Top Speed [km/h] (Section)	66.5 (1000m)
Race State	Finished



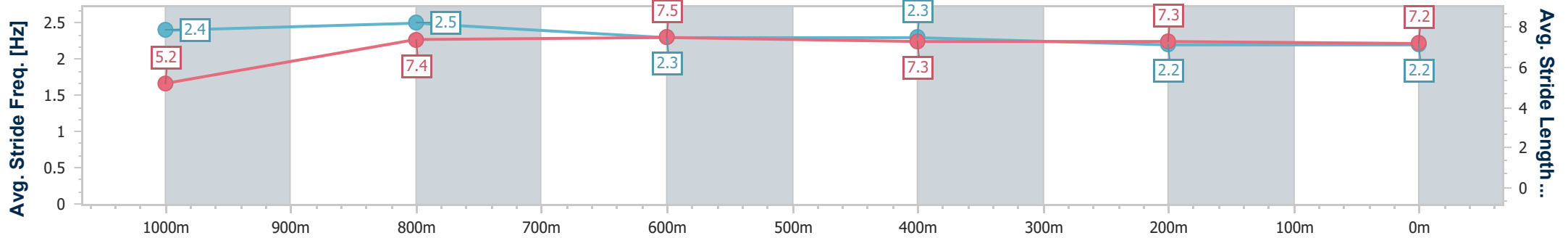
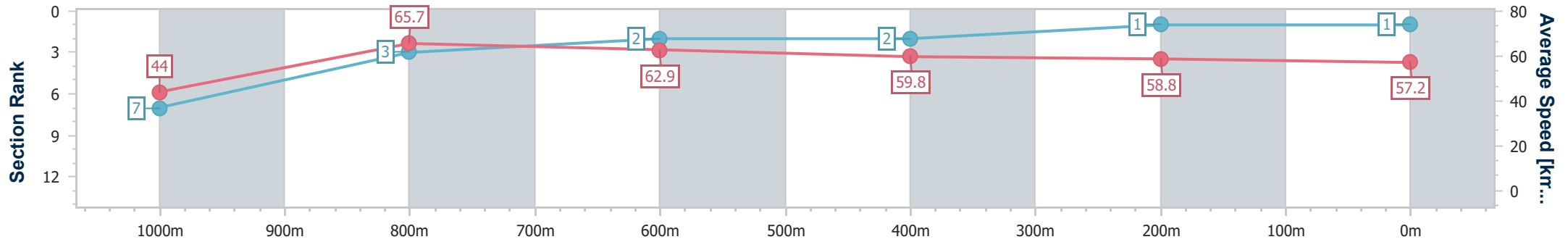
Toowoomba QLD Professional  
Race 2: MAIDAH GROUP QTIS Two-Year-Old Maiden Handicap  
- 1100m



23 March 2024 - 17:56

Track Rating: Good 4, Weather: Showery, Rail Position: +2m Entire

Section	Overall	1000m	800m	600m	400m	200m
Section Times	1:08.23 [1] (0:08.11)	1:00.12 [7] (0:11.16)	0:48.96 [3] (0:11.65)	0:37.31 [2] (0:12.31)	0:25.00 [2] (0:12.44)	0:12.56 [1] (0:12.56)
Average Speed [km/h]	44.0	65.7	62.9	59.8	58.8	57.2
Top Speed [km/h]	63.5	66.5	64.2	61.6	60.6	58.6
Avg. Dist. to Rail [m]	5.7	4.8	4.3	4.7	4.5	4.3
Avg. Stride Freq. [Hz]	2.4	2.5	2.3	2.3	2.2	2.2
Avg. Stride Length [m]	5.2	7.4	7.5	7.3	7.3	7.2



- [ ] Ranking at each section and finish
- .-.- No data available at this section
- NA No data available



Horse/Jockey Name	Good Girl Polly
Final Rank	2
Fastest Section Time (Section)	0:07.94 (Overall)
Top Speed [km/h] (Section)	64.9 (1000m)
Race State	Finished



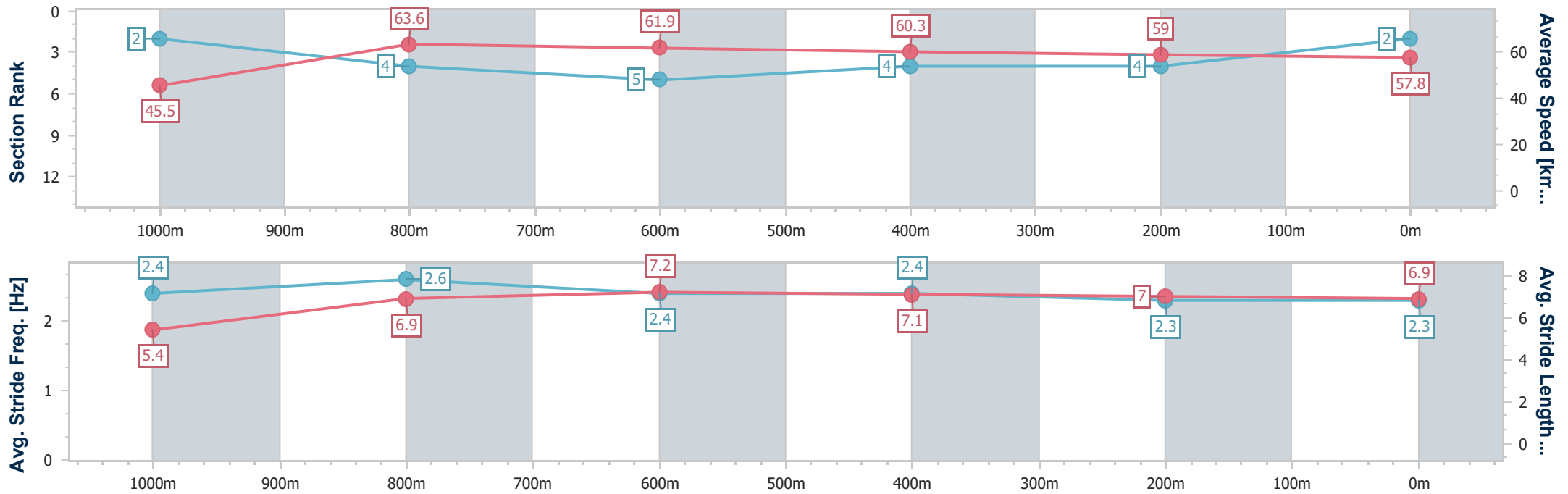
Toowoomba QLD Professional  
Race 2: MAIDAH GROUP QTIS Two-Year-Old Maiden Handicap  
- 1100m



23 March 2024 - 17:56

Track Rating: Good 4, Weather: Showery, Rail Position: +2m Entire

Section	Overall	1000m	800m	600m	400m	200m
Section Times	1:08.26 [2] (0:07.94)	1:00.32 [2] (0:11.48)	0:48.84 [4] (0:11.84)	0:37.00 [5] (0:12.23)	0:24.77 [4] (0:12.28)	0:12.49 [4] (0:12.49)
Average Speed [km/h]	45.5	63.6	61.9	60.3	59.0	57.8
Top Speed [km/h]	63.6	64.9	64.4	62.1	60.3	58.7
Avg. Dist. to Rail [m]	4.7	4.9	4.6	4.1	2.6	2.0
Avg. Stride Freq. [Hz]	2.4	2.6	2.4	2.4	2.3	2.3
Avg. Stride Length [m]	5.4	6.9	7.2	7.1	7.0	6.9



- [ ] Ranking at each section and finish
- .-.- No data available at this section
- NA No data available



Horse/Jockey Name	Foolsay
Final Rank	3
Fastest Section Time (Section)	0:08.61 (Overall)
Top Speed [km/h] (Section)	66.1 (1000m)
Race State	Finished



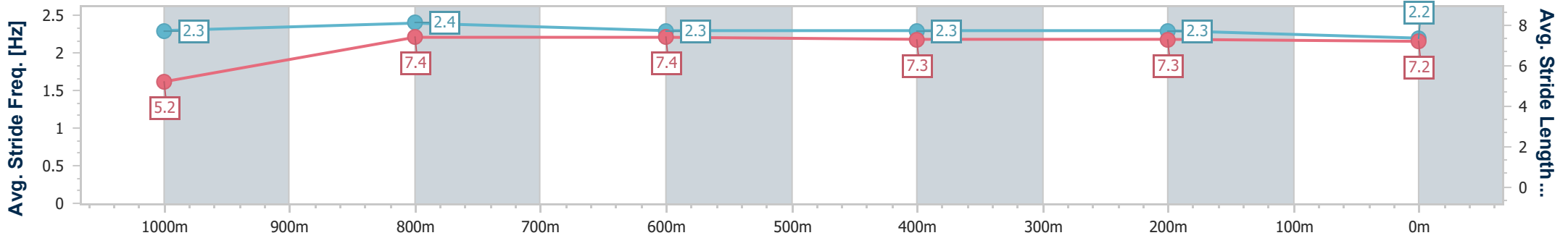
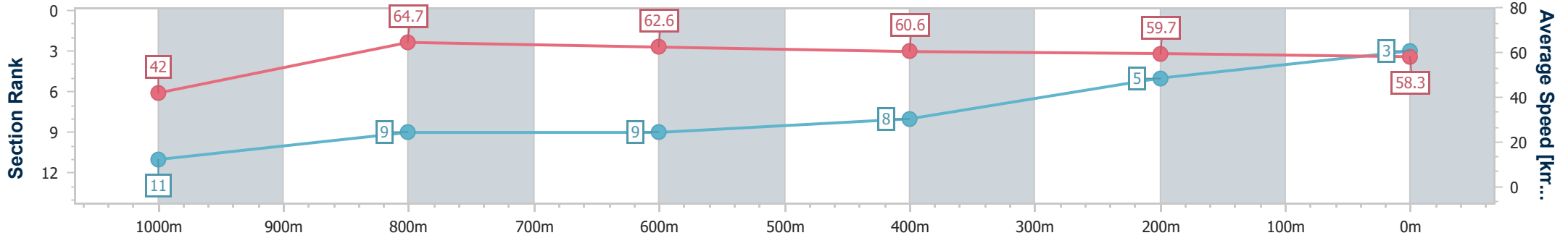
Toowoomba QLD Professional  
Race 2: MAIDAH GROUP QTIS Two-Year-Old Maiden Handicap  
- 1100m



23 March 2024 - 17:56

Track Rating: Good 4, Weather: Showery, Rail Position: +2m Entire

Section	Overall	1000m	800m	600m	400m	200m
Section Times	1:08.49 [3] (0:08.61)	0:59.88 [11] (0:11.28)	0:48.60 [9] (0:11.83)	0:36.77 [9] (0:12.22)	0:24.55 [8] (0:12.22)	0:12.33 [5] (0:12.33)
Average Speed [km/h]	42.0	64.7	62.6	60.6	59.7	58.3
Top Speed [km/h]	60.4	66.1	65.8	62.2	60.6	59.6
Avg. Dist. to Rail [m]	12.3	5.5	6.0	5.8	4.2	4.7
Avg. Stride Freq. [Hz]	2.3	2.4	2.3	2.3	2.3	2.2
Avg. Stride Length [m]	5.2	7.4	7.4	7.3	7.3	7.2



- [ ] Ranking at each section and finish
- .-.- No data available at this section
- NA No data available



Horse/Jockey Name	Propose
Final Rank	4
Fastest Section Time (Section)	0:08.55 (Overall)
Top Speed [km/h] (Section)	64.8 (1000m)
Race State	Finished



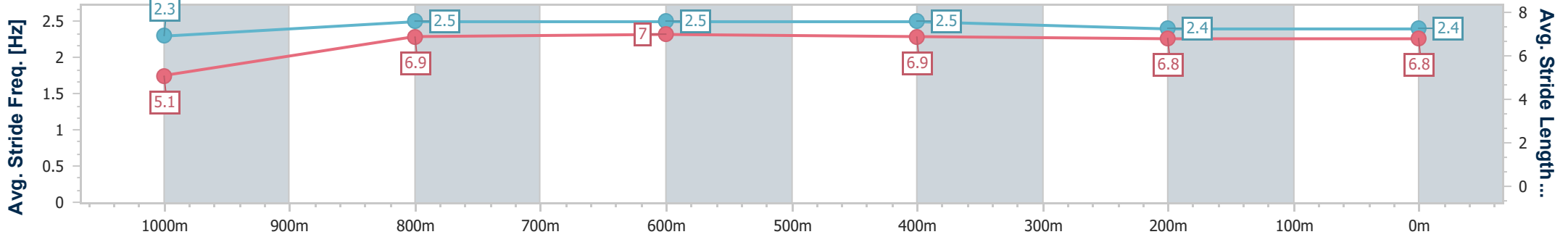
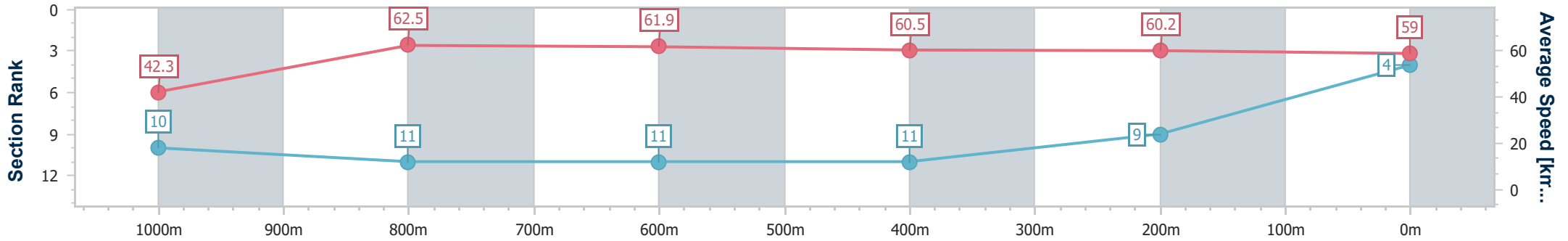
Toowoomba QLD Professional  
Race 2: MAIDAH GROUP QTIS Two-Year-Old Maiden Handicap  
- 1100m



23 March 2024 - 17:56

Track Rating: Good 4, Weather: Showery, Rail Position: +2m Entire

Section	Overall	1000m	800m	600m	400m	200m
Section Times	1:08.66 [4] (0:08.55)	1:00.11 [10] (0:11.60)	0:48.51 [11] (0:11.83)	0:36.68 [11] (0:12.30)	0:24.38 [11] (0:12.15)	0:12.23 [9] (0:12.23)
Average Speed [km/h]	42.3	62.5	61.9	60.5	60.2	59.0
Top Speed [km/h]	59.5	64.8	64.3	61.5	61.1	60.0
Avg. Dist. to Rail [m]	7.6	3.3	5.2	6.8	4.5	7.5
Avg. Stride Freq. [Hz]	2.3	2.5	2.5	2.5	2.4	2.4
Avg. Stride Length [m]	5.1	6.9	7.0	6.9	6.8	6.8



- [ ] Ranking at each section and finish
- .-.- No data available at this section
- NA No data available



Horse/Jockey Name	Ava's Gypsy
Final Rank	5
Fastest Section Time (Section)	0:08.06 (Overall)
Top Speed [km/h] (Section)	65.7 (1000m)
Race State	Finished



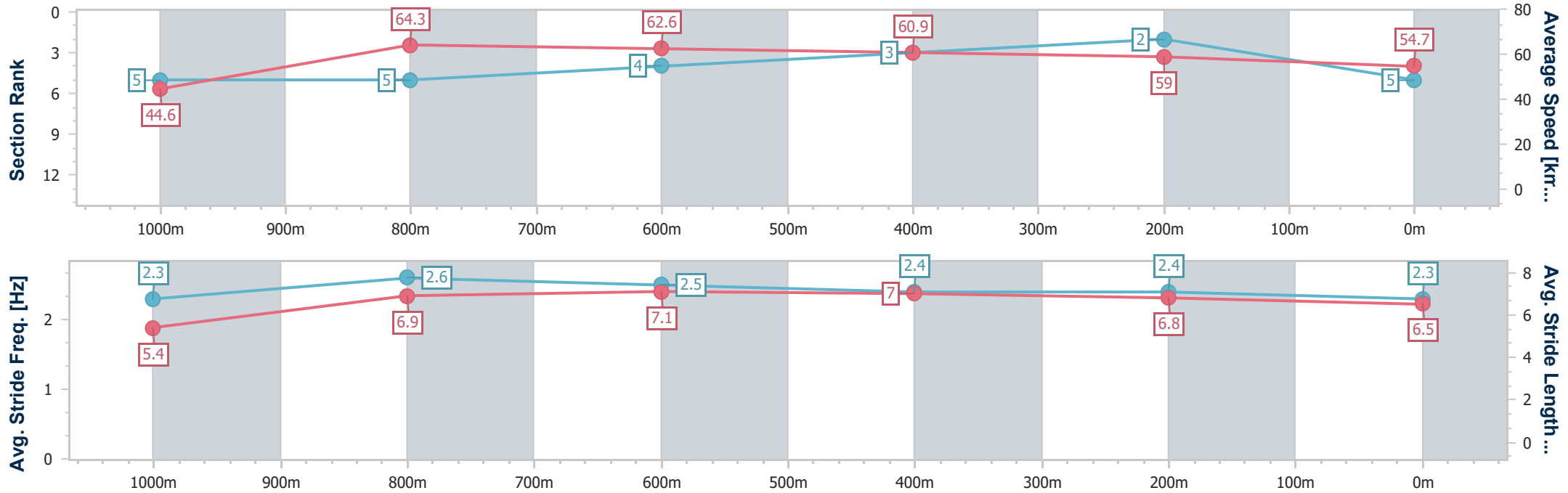
Toowoomba QLD Professional  
Race 2: MAIDAH GROUP QTIS Two-Year-Old Maiden Handicap  
- 1100m



23 March 2024 - 17:56

Track Rating: Good 4, Weather: Showery, Rail Position: +2m Entire

Section	Overall	1000m	800m	600m	400m	200m
Section Times	1:08.86 [5] (0:08.06)	1:00.80 [5] (0:11.40)	0:49.40 [5] (0:11.71)	0:37.69 [4] (0:12.15)	0:25.54 [3] (0:12.40)	0:13.14 [2] (0:13.14)
Average Speed [km/h]	44.6	64.3	62.6	60.9	59.0	54.7
Top Speed [km/h]	63.0	65.7	64.1	61.9	60.5	58.4
Avg. Dist. to Rail [m]	9.1	6.7	4.7	4.8	4.9	3.9
Avg. Stride Freq. [Hz]	2.3	2.6	2.5	2.4	2.4	2.3
Avg. Stride Length [m]	5.4	6.9	7.1	7.0	6.8	6.5



- [ ] Ranking at each section and finish
- .-.- No data available at this section
- NA No data available



Horse/Jockey Name	He's A Weapon
Final Rank	6
Fastest Section Time (Section)	0:08.07 (Overall)
Top Speed [km/h] (Section)	64.2 (1000m)
Race State	Finished



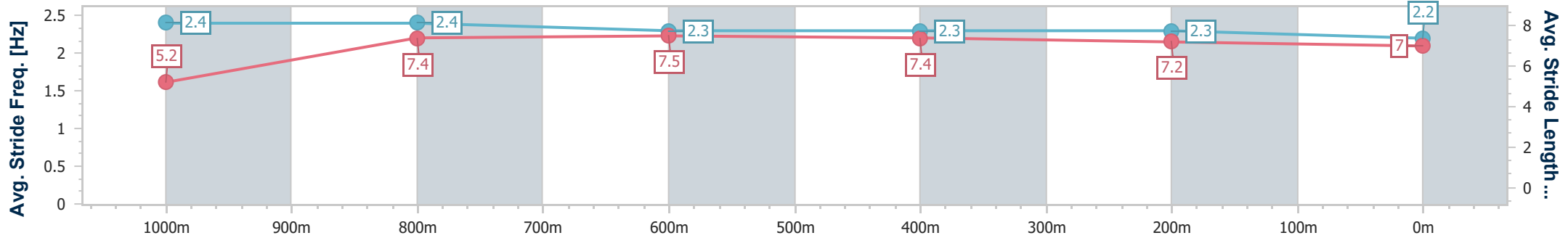
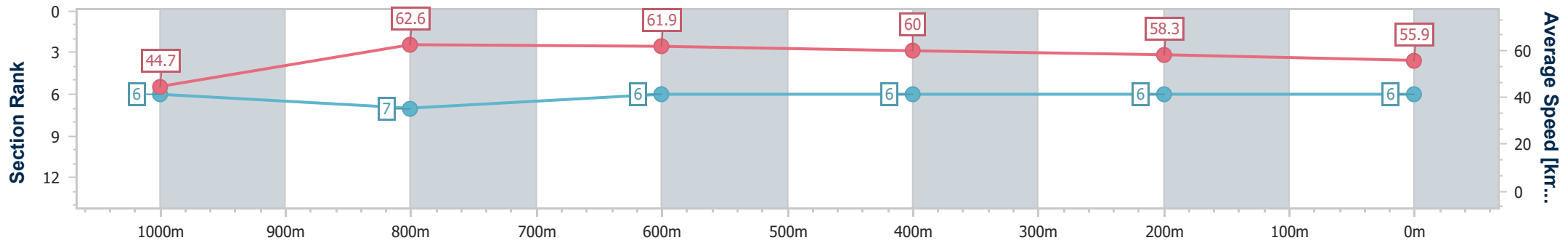
Toowoomba QLD Professional  
Race 2: MAIDAH GROUP QTIS Two-Year-Old Maiden Handicap  
- 1100m



23 March 2024 - 17:56

Track Rating: Good 4, Weather: Showery, Rail Position: +2m Entire

Section	Overall	1000m	800m	600m	400m	200m
Section Times	1:09.07 [6] (0:08.07)	1:01.00 [6] (0:11.60)	0:49.40 [7] (0:11.72)	0:37.68 [6] (0:12.29)	0:25.39 [6] (0:12.52)	0:12.87 [6] (0:12.87)
Average Speed [km/h]	44.7	62.6	61.9	60.0	58.3	55.9
Top Speed [km/h]	60.5	64.2	63.9	61.1	59.5	57.3
Avg. Dist. to Rail [m]	9.0	4.2	3.0	4.5	4.6	7.7
Avg. Stride Freq. [Hz]	2.4	2.4	2.3	2.3	2.3	2.2
Avg. Stride Length [m]	5.2	7.4	7.5	7.4	7.2	7.0



- [ ] Ranking at each section and finish
- .-.- No data available at this section
- NA No data available



Horse/Jockey Name	Blue Eye Dame
Final Rank	7
Fastest Section Time (Section)	0:07.77 (Overall)
Top Speed [km/h] (Section)	66.6 (1000m)
Race State	Finished



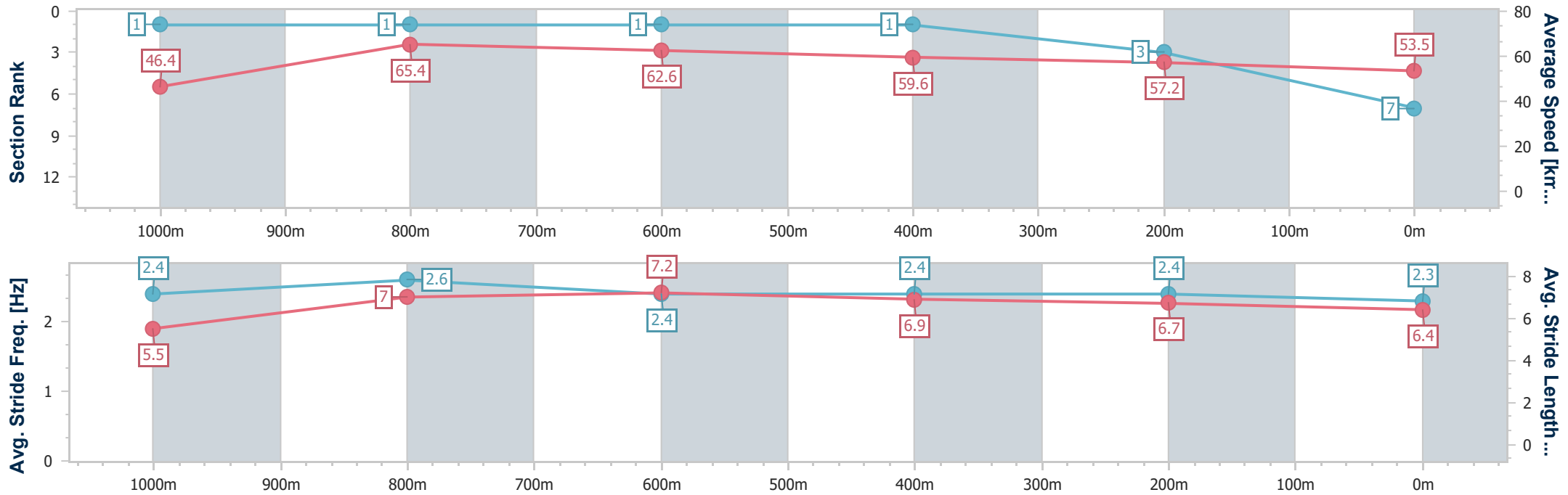
Toowoomba QLD Professional  
Race 2: MAIDAH GROUP QTIS Two-Year-Old Maiden Handicap  
- 1100m



23 March 2024 - 17:56

Track Rating: Good 4, Weather: Showery, Rail Position: +2m Entire

Section	Overall	1000m	800m	600m	400m	200m
Section Times	1:09.20 [7] (0:07.77)	1:01.43 [1] (0:11.22)	0:50.21 [1] (0:11.75)	0:38.46 [1] (0:12.36)	0:26.10 [1] (0:12.67)	0:13.43 [3] (0:13.43)
Average Speed [km/h]	46.4	65.4	62.6	59.6	57.2	53.5
Top Speed [km/h]	63.2	66.6	65.5	61.3	58.7	55.1
Avg. Dist. to Rail [m]	9.3	7.0	5.5	4.0	2.4	1.6
Avg. Stride Freq. [Hz]	2.4	2.6	2.4	2.4	2.4	2.3
Avg. Stride Length [m]	5.5	7.0	7.2	6.9	6.7	6.4



- [ ] Ranking at each section and finish
- .-.- No data available at this section
- NA No data available





Horse/Jockey Name	Scottville Scooter
Final Rank	8
Fastest Section Time (Section)	0:08.01 (Overall)
Top Speed [km/h] (Section)	66.7 (1000m)
Race State	Finished



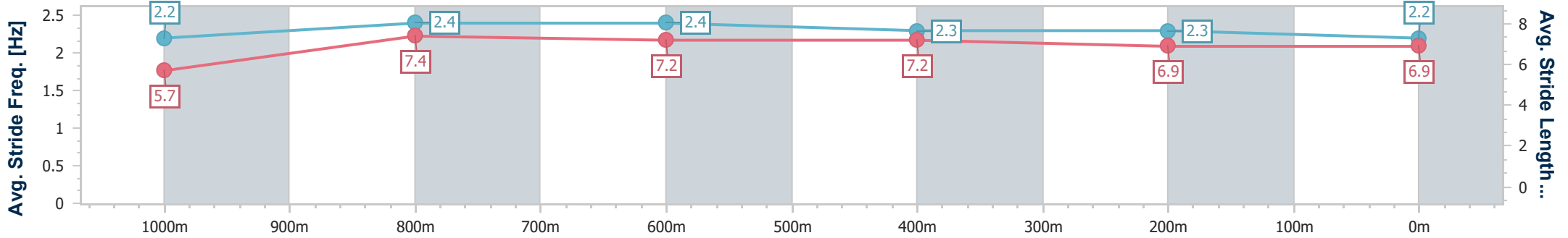
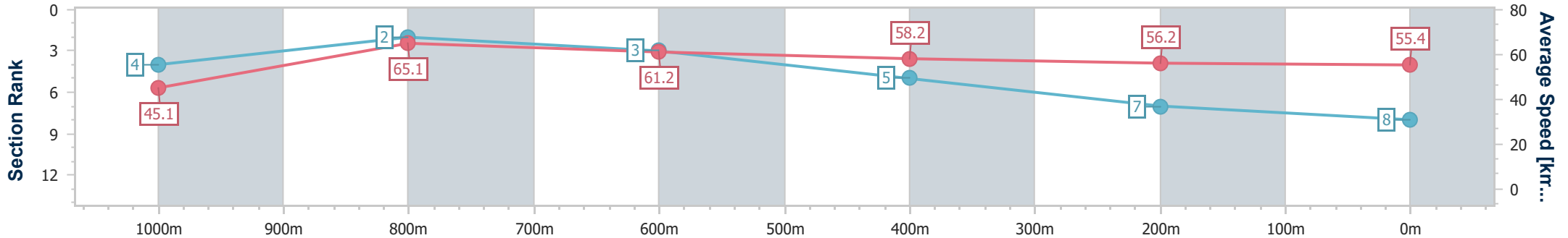
Toowoomba QLD Professional  
Race 2: MAIDAH GROUP QTIS Two-Year-Old Maiden Handicap  
- 1100m



23 March 2024 - 17:56

Track Rating: Good 4, Weather: Showery, Rail Position: +2m Entire

Section	Overall	1000m	800m	600m	400m	200m
Section Times	1:09.32 [8] (0:08.01)	1:01.31 [4] (0:11.08)	0:50.23 [2] (0:11.89)	0:38.34 [3] (0:12.53)	0:25.81 [5] (0:12.78)	0:13.03 [7] (0:13.03)
Average Speed [km/h]	45.1	65.1	61.2	58.2	56.2	55.4
Top Speed [km/h]	65.3	66.7	63.8	61.1	58.0	56.4
Avg. Dist. to Rail [m]	4.6	2.3	2.7	2.3	0.7	3.1
Avg. Stride Freq. [Hz]	2.2	2.4	2.4	2.3	2.3	2.2
Avg. Stride Length [m]	5.7	7.4	7.2	7.2	6.9	6.9



- [ ] Ranking at each section and finish
- .-.- No data available at this section
- NA No data available



Horse/Jockey Name	Allدابurgers
Final Rank	9
Fastest Section Time (Section)	0:08.01 (Overall)
Top Speed [km/h] (Section)	65.8 (1000m)
Race State	Finished



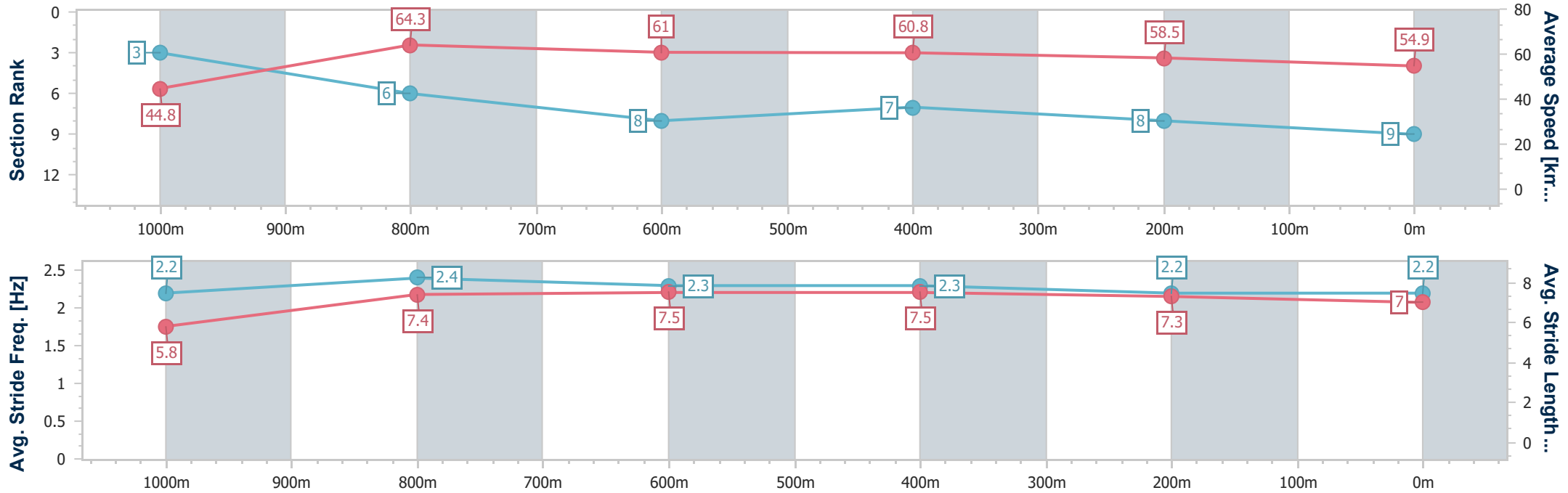
Toowoomba QLD Professional  
Race 2: MAIDAH GROUP QTIS Two-Year-Old Maiden Handicap  
- 1100m



23 March 2024 - 17:56

Track Rating: Good 4, Weather: Showery, Rail Position: +2m Entire

Section	Overall	1000m	800m	600m	400m	200m
Section Times	1:09.43 [9] (0:08.01)	1:01.42 [3] (0:11.52)	0:49.90 [6] (0:12.11)	0:37.79 [8] (0:12.16)	0:25.63 [7] (0:12.55)	0:13.08 [8] (0:13.08)
Average Speed [km/h]	44.8	64.3	61.0	60.8	58.5	54.9
Top Speed [km/h]	63.2	65.8	62.3	62.8	59.7	57.6
Avg. Dist. to Rail [m]	11.7	8.5	6.4	5.4	5.7	6.7
Avg. Stride Freq. [Hz]	2.2	2.4	2.3	2.3	2.2	2.2
Avg. Stride Length [m]	5.8	7.4	7.5	7.5	7.3	7.0



- [ ] Ranking at each section and finish
- .-.- No data available at this section
- NA No data available



Horse/Jockey Name	Don'tleavemenow
Final Rank	10
Fastest Section Time (Section)	0:08.34 (Overall)
Top Speed [km/h] (Section)	63.8 (800m)
Race State	Finished



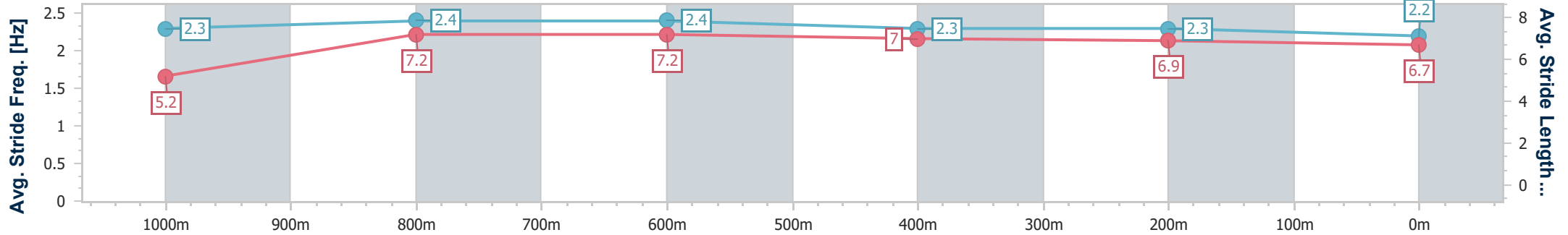
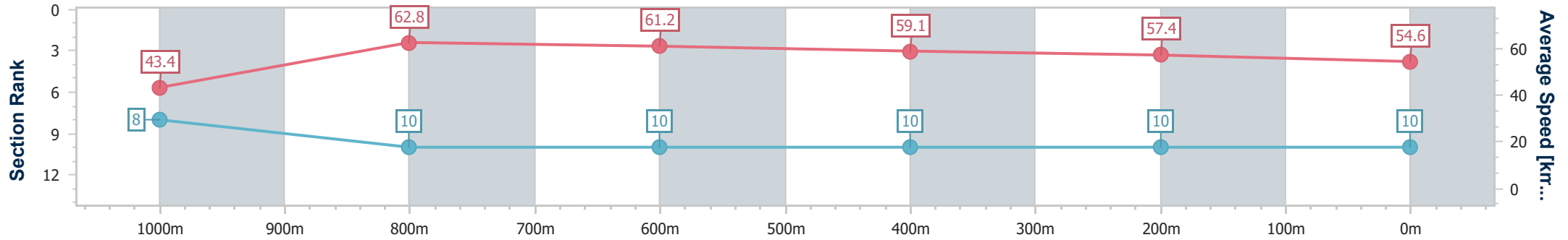
Toowoomba QLD Professional  
Race 2: MAIDAH GROUP QTIS Two-Year-Old Maiden Handicap  
- 1100m



23 March 2024 - 17:56

Track Rating: Good 4, Weather: Showery, Rail Position: +2m Entire

Section	Overall	1000m	800m	600m	400m	200m
Section Times	1:09.88 [10] (0:08.34)	1:01.54 [8] (0:11.58)	0:49.96 [10] (0:11.86)	0:38.10 [10] (0:12.37)	0:25.73 [10] (0:12.56)	0:13.17 [10] (0:13.17)
Average Speed [km/h]	43.4	62.8	61.2	59.1	57.4	54.6
Top Speed [km/h]	60.0	63.8	63.8	60.3	58.3	57.6
Avg. Dist. to Rail [m]	12.2	4.3	3.2	2.4	0.8	0.6
Avg. Stride Freq. [Hz]	2.3	2.4	2.4	2.3	2.3	2.2
Avg. Stride Length [m]	5.2	7.2	7.2	7.0	6.9	6.7



- [ ] Ranking at each section and finish
- .-.-.- No data available at this section
- NA No data available



Horse/Jockey Name	Dreamdrop
Final Rank	11
Fastest Section Time (Section)	0:08.43 (Overall)
Top Speed [km/h] (Section)	65.8 (800m)
Race State	Finished



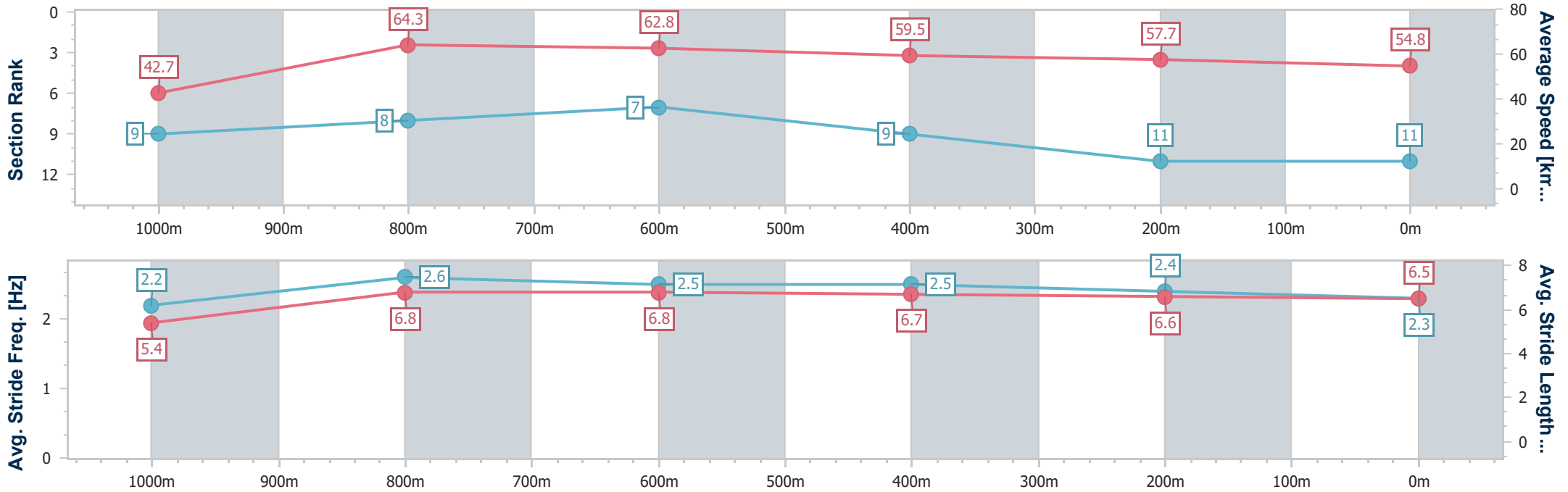
Toowoomba QLD Professional  
Race 2: MAIDAH GROUP QTIS Two-Year-Old Maiden Handicap  
- 1100m



23 March 2024 - 17:56

Track Rating: Good 4, Weather: Showery, Rail Position: +2m Entire

Section	Overall	1000m	800m	600m	400m	200m
Section Times	1:09.89 [11] (0:08.43)	1:01.46 [9] (0:11.41)	0:50.05 [8] (0:11.78)	0:38.27 [7] (0:12.43)	0:25.84 [9] (0:12.72)	0:13.12 [11] (0:13.12)
Average Speed [km/h]	42.7	64.3	62.8	59.5	57.7	54.8
Top Speed [km/h]	61.1	65.6	65.8	62.1	59.1	56.2
Avg. Dist. to Rail [m]	14.2	7.4	6.9	6.0	4.7	4.5
Avg. Stride Freq. [Hz]	2.2	2.6	2.5	2.5	2.4	2.3
Avg. Stride Length [m]	5.4	6.8	6.8	6.7	6.6	6.5



- [ ] Ranking at each section and finish
- .-.- No data available at this section
- NA No data available



Horse/Jockey Name	Bagman
Final Rank	12
Fastest Section Time (Section)	0:08.85 (Overall)
Top Speed [km/h] (Section)	62.2 (800m)
Race State	Finished



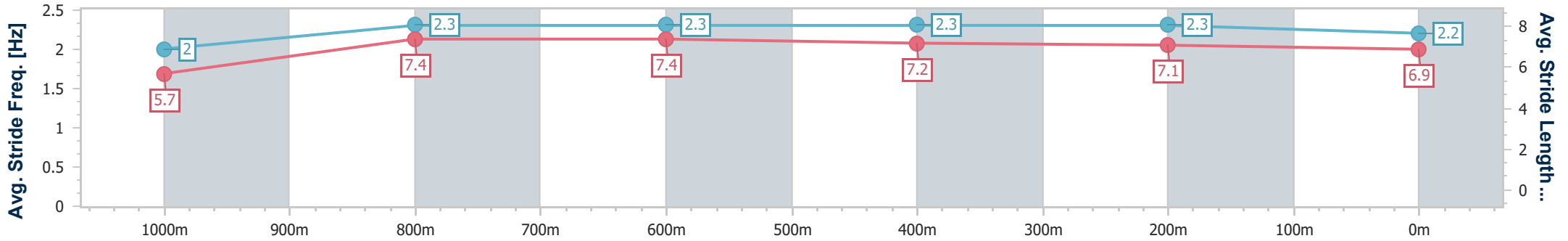
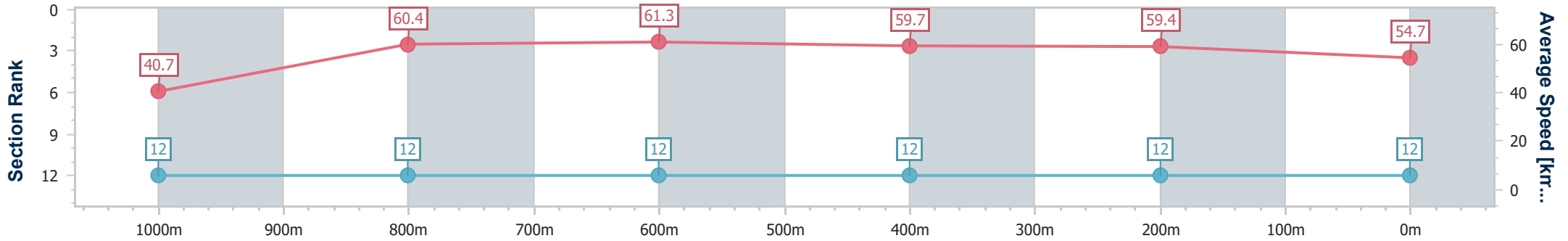
Toowoomba QLD Professional  
Race 2: MAIDAH GROUP QTIS Two-Year-Old Maiden Handicap  
- 1100m



23 March 2024 - 17:56

Track Rating: Good 4, Weather: Showery, Rail Position: +2m Entire

Section	Overall	1000m	800m	600m	400m	200m
Section Times	1:10.65 [12] (0:08.85)	1:01.80 [12] (0:12.09)	0:49.71 [12] (0:11.95)	0:37.76 [12] (0:12.31)	0:25.45 [12] (0:12.33)	0:13.12 [12] (0:13.12)
Average Speed [km/h]	40.7	60.4	61.3	59.7	59.4	54.7
Top Speed [km/h]	58.9	61.4	62.2	61.2	60.2	59.1
Avg. Dist. to Rail [m]	12.5	5.7	4.2	4.4	4.8	6.5
Avg. Stride Freq. [Hz]	2.0	2.3	2.3	2.3	2.3	2.2
Avg. Stride Length [m]	5.7	7.4	7.4	7.2	7.1	6.9



- [ ] Ranking at each section and finish
- .-.- No data available at this section
- NA No data available



**Toowoomba QLD Professional**  
**Race 3: WESTON KITCHENS & BATHROOMS BENCHMARK 60 Handicap**  
**- 1000m**  
**23 March 2024 - 18:31**



Track Rating: Good 4, Weather: Showers, Rail Position: +2m Entire

Section											Last 600m		
Field Times		Overall	800m	600m	400m	200m						0:35.58	
		1:00.33 (0:13.80)	0:46.53 (0:10.95)	0:35.58 (0:11.39)	0:24.19 (0:11.89)	0:12.30 (0:12.30)							
Rank	TAB	Horse/Jockey	Barrier	Top Speed [km/h]	Fastest Section						Margin	Distance Travelled [m]	
1	7	<b>SACCA</b> Ryan Wiggins	7	66.8 800m	0:11.06 800m	1:00.33 [1] (0:14.28)	0:46.05 [5] (0:11.06)	0:34.99 [6] (0:11.44)	0:23.55 [6] (0:11.54)	0:12.01 [4] (0:12.01)	1:00.33	0:34.99	
2	1	<b>MASTER GEE</b> Olivia Kendal	1	68.5 Overall	0:10.95 800m	1:00.53 [2] (0:13.80)	0:46.73 [1] (0:10.95)	0:35.78 [1] (0:11.39)	0:24.39 [1] (0:11.89)	0:12.50 [1] (0:12.50)	1L	0:35.78	+0
3	3	<b>CABRINELLA</b> Madeleine Wishart	3	66.3 800m	0:11.07 800m	1:00.59 [3] (0:14.41)	0:46.18 [7] (0:11.07)	0:35.11 [7] (0:11.28)	0:23.83 [5] (0:11.56)	0:12.27 [3] (0:12.27)	1.2L	0:35.11	+0
4	8	<b>SEDUCTIVE SPUR</b> Karl Zechner	8	66.3 800m	0:11.17 800m	1:00.65 [4] (0:14.83)	0:45.82 [10] (0:11.17)	0:34.65 [11] (0:11.47)	0:23.18 [11] (0:11.47)	0:11.71 [11] (0:11.71)	1.5L	0:34.65	+2
5	5	<b>CELESTIAL HARBOUR</b> Alisha Donald	5	68.9 800m	0:10.79 800m	1:00.72 [5] (0:14.36)	0:46.36 [6] (0:10.79)	0:35.57 [3] (0:11.36)	0:24.21 [3] (0:11.84)	0:12.37 [5] (0:12.37)	1.8L	0:35.57	+1
6	4	<b>BOOM BY BY</b> Olivia Webb	4	66.1 800m	0:11.17 800m	1:00.76 [6] (0:14.59)	0:46.17 [8] (0:11.17)	0:35.00 [9] (0:11.48)	0:23.52 [9] (0:11.52)	0:12.00 [8] (0:12.00)	2L	0:35.00	-5
7	11	<b>SONIC ARROW</b> Adin Thompson	11	66.7 Overall	0:11.19 800m	1:00.77 [7] (0:14.03)	0:46.74 [3] (0:11.19)	0:35.55 [4] (0:11.48)	0:24.07 [4] (0:11.67)	0:12.40 [6] (0:12.40)	2.1L	0:35.55	-5
8	9	<b>MONTANA LADY</b> Nozi Tomizawa	9	68.2 Overall	0:10.96 800m	1:00.85 [8] (0:13.99)	0:46.86 [2] (0:10.96)	0:35.90 [2] (0:11.49)	0:24.41 [2] (0:11.84)	0:12.57 [2] (0:12.57)	2.5L	0:35.90	+0
9	10	<b>RAGMAN</b> Georgina Cartwright	10	66.7 800m	0:11.09 800m	1:01.01 [9] (0:14.60)	0:46.41 [9] (0:11.09)	0:35.32 [8] (0:11.48)	0:23.84 [8] (0:11.71)	0:12.13 [10] (0:12.13)	3.3L	0:35.32	+0
10	6	<b>EMILEE'S EMPIRE</b> Sophie Wilcock	6	66.0 800m	0:11.05 800m	1:01.06 [10] (0:14.18)	0:46.88 [4] (0:11.05)	0:35.83 [5] (0:11.56)	0:24.27 [7] (0:11.73)	0:12.54 [7] (0:12.54)	3.5L	0:35.83	-12

[ ] Ranking at each section and finish  
 -:-:- No data available at this section  
 NA No data available

SCN Saddle cloth number  
 DNF Did not finish  
 DNT Did not track



**Toowoomba QLD Professional**  
**Race 3: WESTON KITCHENS & BATHROOMS BENCHMARK 60 Handicap**  
**- 1000m**  
**23 March 2024 - 18:31**



Track Rating: Good 4, Weather: Showers, Rail Position: +2m Entire

Section	Overall	800m	600m	400m	200m	Last 600m
Field Times	1:00.33 (0:13.80)	0:46.53 (0:10.95)	0:35.58 (0:11.39)	0:24.19 (0:11.89)	0:12.30 (0:12.30)	0:35.58

Rank	TAB	Horse/Jockey	Barrier	Top Speed [km/h]	Fastest Section	Overall	800m	600m	400m	200m	Margin	Last 600m	Distance Travelled [m]
11	2	SADDLE BOY	2	66.2	0:11.04	1:01.13 [11]	0:46.25 [11]	0:35.21 [10]	0:23.75 [10]	0:12.26 [9]	3.8L	0:35.21	-6
		Nathan Fazackerley		800m	800m	(0:14.88)	(0:11.04)	(0:11.46)	(0:11.49)	(0:12.26)			



Horse/Jockey Name	Sacca
Final Rank	1
Fastest Section Time (Section)	0:11.06 (800m)
Top Speed [km/h] (Section)	66.8 (800m)
Race State	Finished

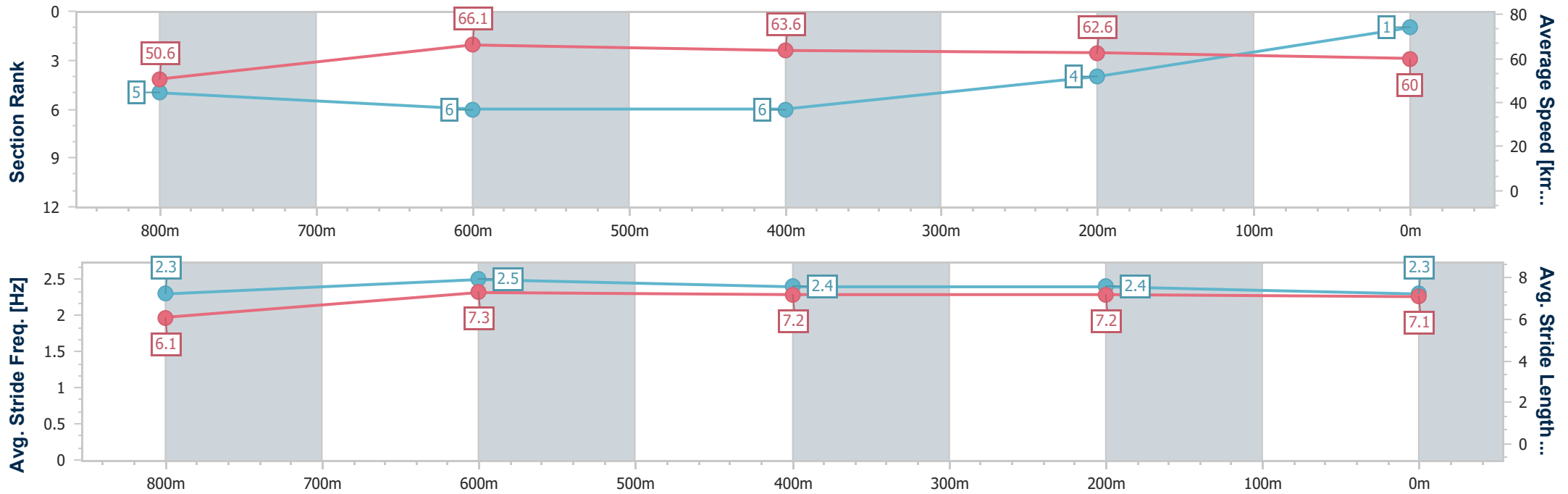


Toowoomba QLD Professional  
 Race 3: WESTON KITCHENS & BATHROOMS BENCHMARK 60  
 Handicap - 1000m  
 23 March 2024 - 18:31



Track Rating: Good 4, Weather: Showers, Rail Position: +2m Entire

Section	Overall	800m	600m	400m	200m
Section Times	1:00.33 [1] (0:14.28)	0:46.05 [5] (0:11.06)	0:34.99 [6] (0:11.44)	0:23.55 [6] (0:11.54)	0:12.01 [4] (0:12.01)
Average Speed [km/h]	50.6	66.1	63.6	62.6	60.0
Top Speed [km/h]	65.9	66.8	65.6	63.6	63.0
Avg. Dist. to Rail [m]	2.1	3.4	2.1	2.4	3.0
Avg. Stride Freq. [Hz]	2.3	2.5	2.4	2.4	2.3
Avg. Stride Length [m]	6.1	7.3	7.2	7.2	7.1



- [ ] Ranking at each section and finish
- .-.- No data available at this section
- NA No data available





Horse/Jockey Name	Master Gee
Final Rank	2
Fastest Section Time (Section)	0:10.95 (800m)
Top Speed [km/h] (Section)	68.5 (Overall)
Race State	Finished

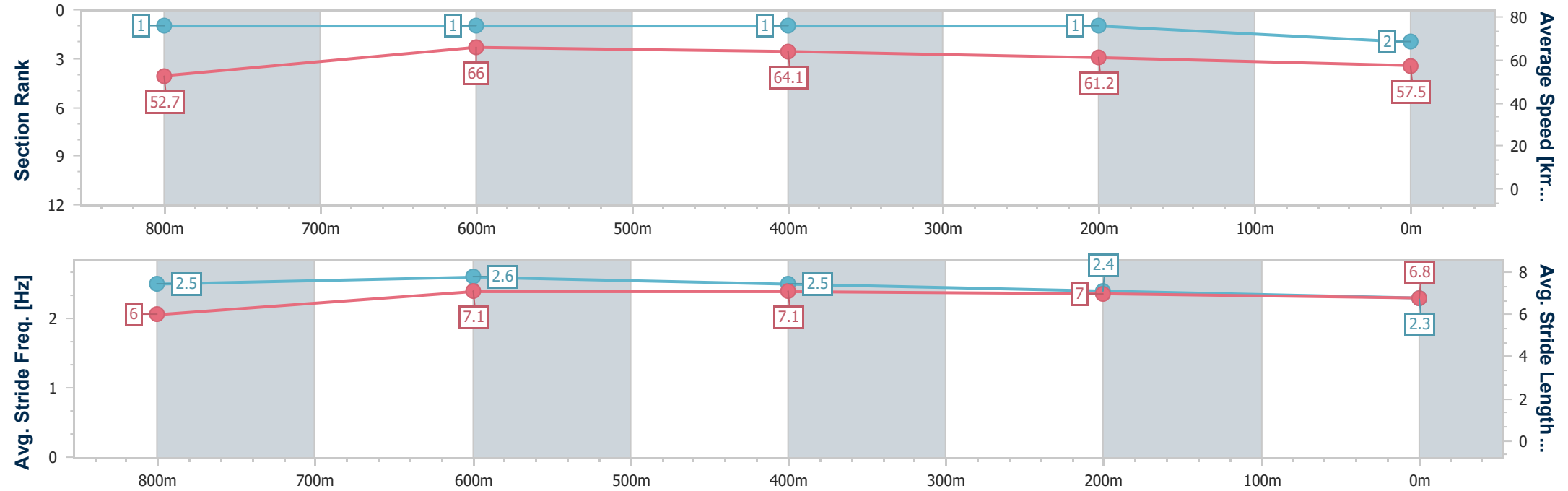


Toowoomba QLD Professional  
 Race 3: WESTON KITCHENS & BATHROOMS BENCHMARK 60  
 Handicap - 1000m  
 23 March 2024 - 18:31



Track Rating: Good 4, Weather: Showers, Rail Position: +2m Entire

Section	Overall	800m	600m	400m	200m
Section Times	1:00.53 [2] (0:13.80)	0:46.73 [1] (0:10.95)	0:35.78 [1] (0:11.39)	0:24.39 [1] (0:11.89)	0:12.50 [1] (0:12.50)
Average Speed [km/h]	52.7	66.0	64.1	61.2	57.5
Top Speed [km/h]	68.5	68.4	65.8	62.5	60.0
Avg. Dist. to Rail [m]	6.4	1.7	2.6	2.5	1.2
Avg. Stride Freq. [Hz]	2.5	2.6	2.5	2.4	2.3
Avg. Stride Length [m]	6.0	7.1	7.1	7.0	6.8



- [ ] Ranking at each section and finish
- .-.- No data available at this section
- NA No data available



Horse/Jockey Name	Cabrinella
Final Rank	3
Fastest Section Time (Section)	0:11.07 (800m)
Top Speed [km/h] (Section)	66.3 (800m)
Race State	Finished

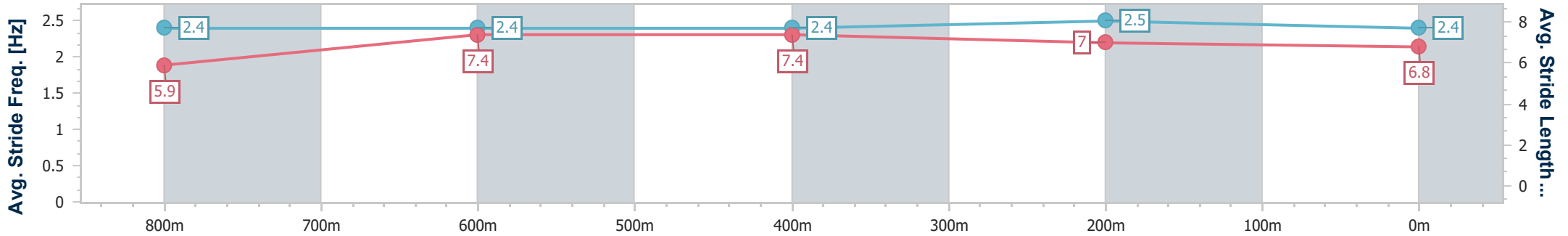
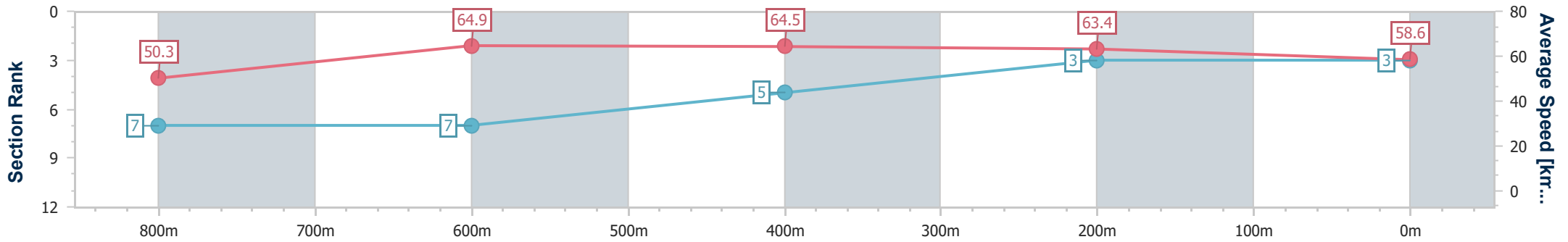


Toowoomba QLD Professional  
 Race 3: WESTON KITCHENS & BATHROOMS BENCHMARK 60  
 Handicap - 1000m  
 23 March 2024 - 18:31



Track Rating: Good 4, Weather: Showers, Rail Position: +2m Entire

Section	Overall	800m	600m	400m	200m
Section Times	1:00.59 [3] (0:14.41)	0:46.18 [7] (0:11.07)	0:35.11 [7] (0:11.28)	0:23.83 [5] (0:11.56)	0:12.27 [3] (0:12.27)
Average Speed [km/h]	50.3	64.9	64.5	63.4	58.6
Top Speed [km/h]	64.5	66.3	65.1	64.2	61.0
Avg. Dist. to Rail [m]	3.4	0.9	1.9	4.2	5.3
Avg. Stride Freq. [Hz]	2.4	2.4	2.4	2.5	2.4
Avg. Stride Length [m]	5.9	7.4	7.4	7.0	6.8



- [ ] Ranking at each section and finish
- .-.- No data available at this section
- NA No data available



Horse/Jockey Name	Seductive Spur
Final Rank	4
Fastest Section Time (Section)	0:11.17 (800m)
Top Speed [km/h] (Section)	66.3 (800m)
Race State	Finished

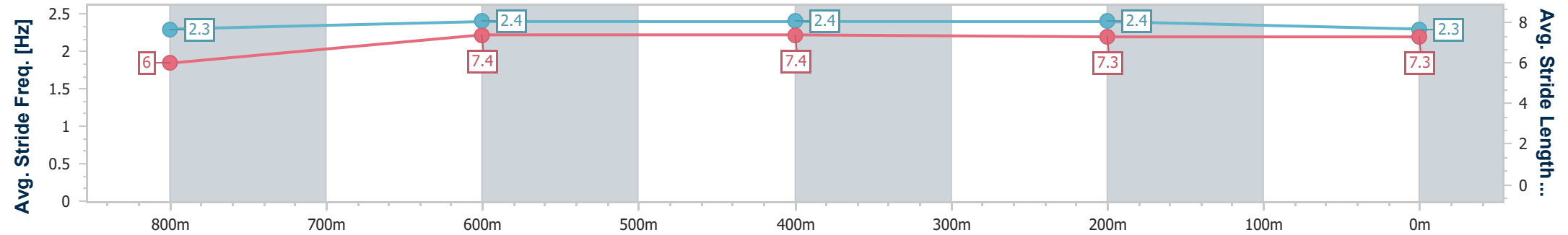
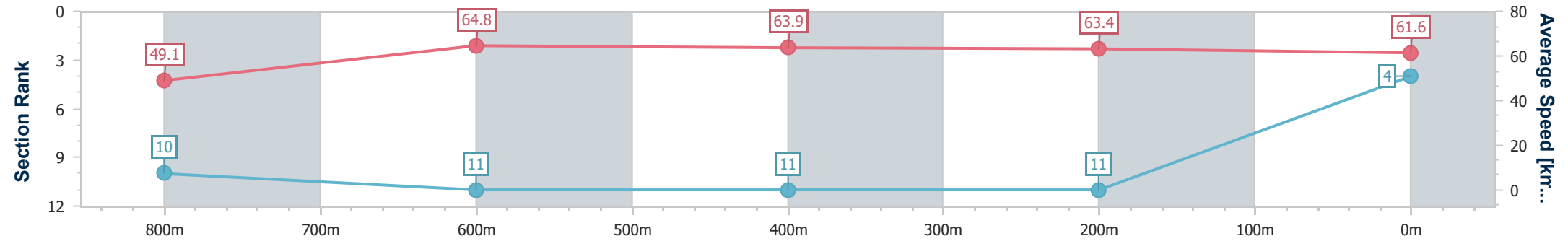


Toowoomba QLD Professional  
 Race 3: WESTON KITCHENS & BATHROOMS BENCHMARK 60  
 Handicap - 1000m  
 23 March 2024 - 18:31



Track Rating: Good 4, Weather: Showers, Rail Position: +2m Entire

Section	Overall	800m	600m	400m	200m
Section Times	1:00.65 [4] (0:14.83)	0:45.82 [10] (0:11.17)	0:34.65 [11] (0:11.47)	0:23.18 [11] (0:11.47)	0:11.71 [11] (0:11.71)
Average Speed [km/h]	49.1	64.8	63.9	63.4	61.6
Top Speed [km/h]	63.4	66.3	65.7	64.2	63.9
Avg. Dist. to Rail [m]	5.5	2.7	3.2	3.8	5.8
Avg. Stride Freq. [Hz]	2.3	2.4	2.4	2.4	2.3
Avg. Stride Length [m]	6.0	7.4	7.4	7.3	7.3



- [ ] Ranking at each section and finish
- .-.- No data available at this section
- NA No data available



Horse/Jockey Name	Celestial Harbour
Final Rank	5
Fastest Section Time (Section)	0:10.79 (800m)
Top Speed [km/h] (Section)	68.9 (800m)
Race State	Finished

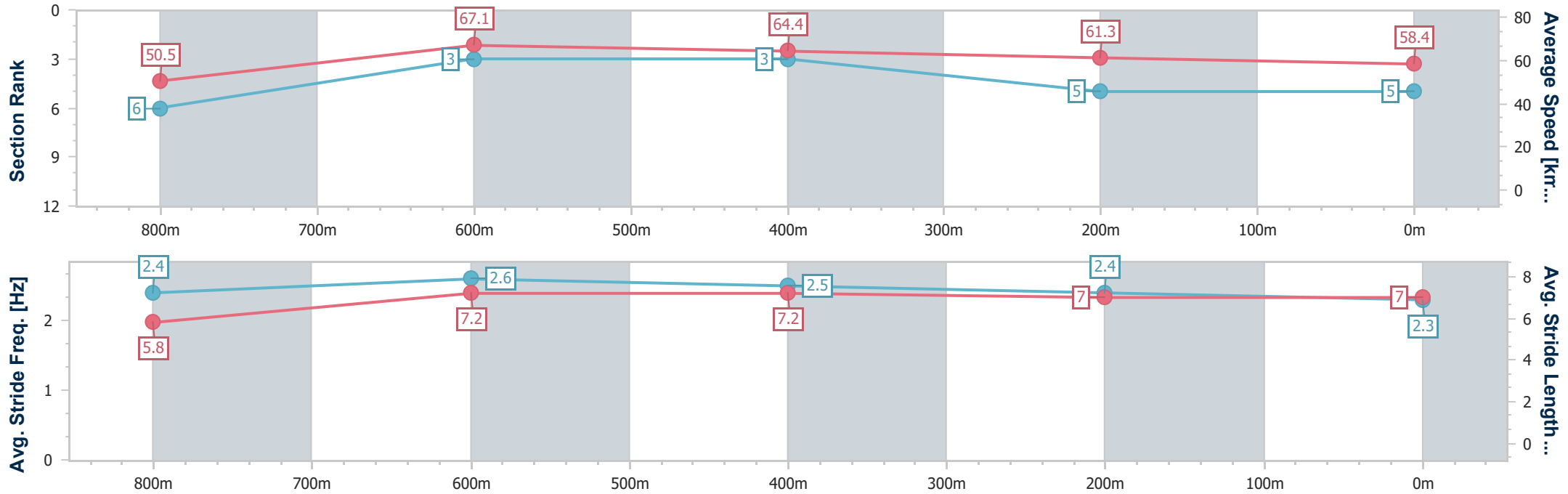


Toowoomba QLD Professional  
 Race 3: WESTON KITCHENS & BATHROOMS BENCHMARK 60  
 Handicap - 1000m  
 23 March 2024 - 18:31



Track Rating: Good 4, Weather: Showers, Rail Position: +2m Entire

Section	Overall	800m	600m	400m	200m
Section Times	1:00.72 [5] (0:14.36)	0:46.36 [6] (0:10.79)	0:35.57 [3] (0:11.36)	0:24.21 [3] (0:11.84)	0:12.37 [5] (0:12.37)
Average Speed [km/h]	50.5	67.1	64.4	61.3	58.4
Top Speed [km/h]	67.4	68.9	65.9	62.6	60.0
Avg. Dist. to Rail [m]	5.3	2.2	2.7	3.5	4.2
Avg. Stride Freq. [Hz]	2.4	2.6	2.5	2.4	2.3
Avg. Stride Length [m]	5.8	7.2	7.2	7.0	7.0



- [ ] Ranking at each section and finish
- .-.- No data available at this section
- NA No data available



Horse/Jockey Name	Boom By By
Final Rank	6
Fastest Section Time (Section)	0:11.17 (800m)
Top Speed [km/h] (Section)	66.1 (800m)
Race State	Finished

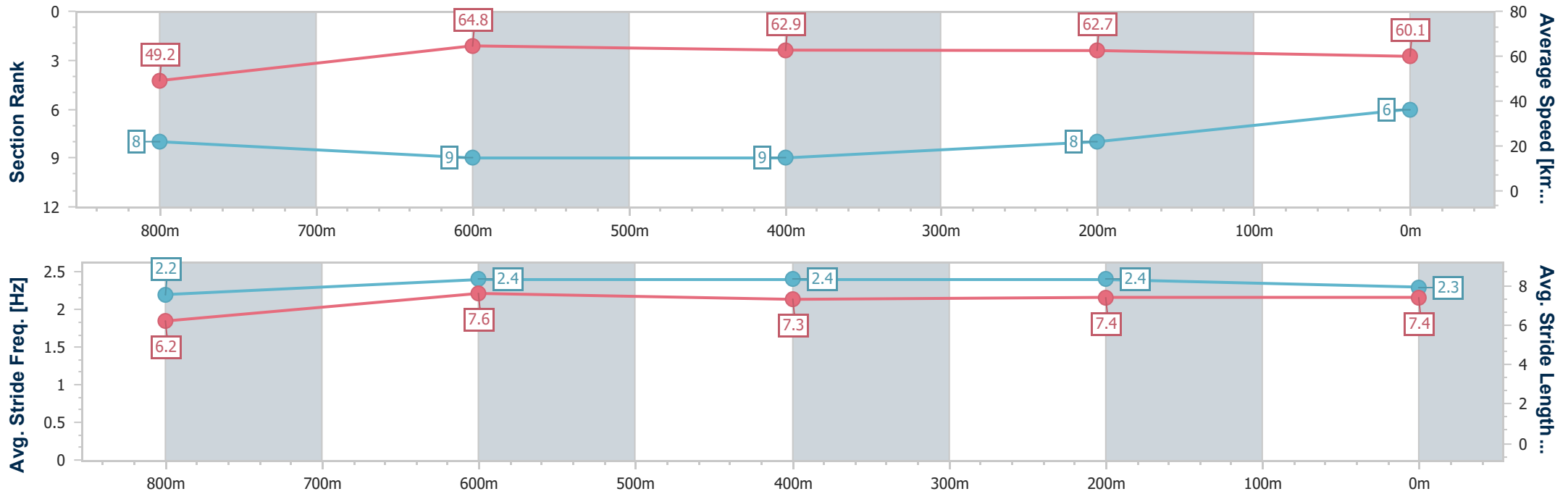


Toowoomba QLD Professional  
 Race 3: WESTON KITCHENS & BATHROOMS BENCHMARK 60  
 Handicap - 1000m  
 23 March 2024 - 18:31



Track Rating: Good 4, Weather: Showers, Rail Position: +2m Entire

Section	Overall	800m	600m	400m	200m
Section Times	1:00.76 [6] (0:14.59)	0:46.17 [8] (0:11.17)	0:35.00 [9] (0:11.48)	0:23.52 [9] (0:11.52)	0:12.00 [8] (0:12.00)
Average Speed [km/h]	49.2	64.8	62.9	62.7	60.1
Top Speed [km/h]	65.1	66.1	65.3	63.6	62.8
Avg. Dist. to Rail [m]	0.9	1.5	1.2	0.6	0.4
Avg. Stride Freq. [Hz]	2.2	2.4	2.4	2.4	2.3
Avg. Stride Length [m]	6.2	7.6	7.3	7.4	7.4



- [ ] Ranking at each section and finish
- .-.- No data available at this section
- NA No data available



Horse/Jockey Name	Sonic Arrow
Final Rank	7
Fastest Section Time (Section)	0:11.19 (800m)
Top Speed [km/h] (Section)	66.7 (Overall)
Race State	Finished

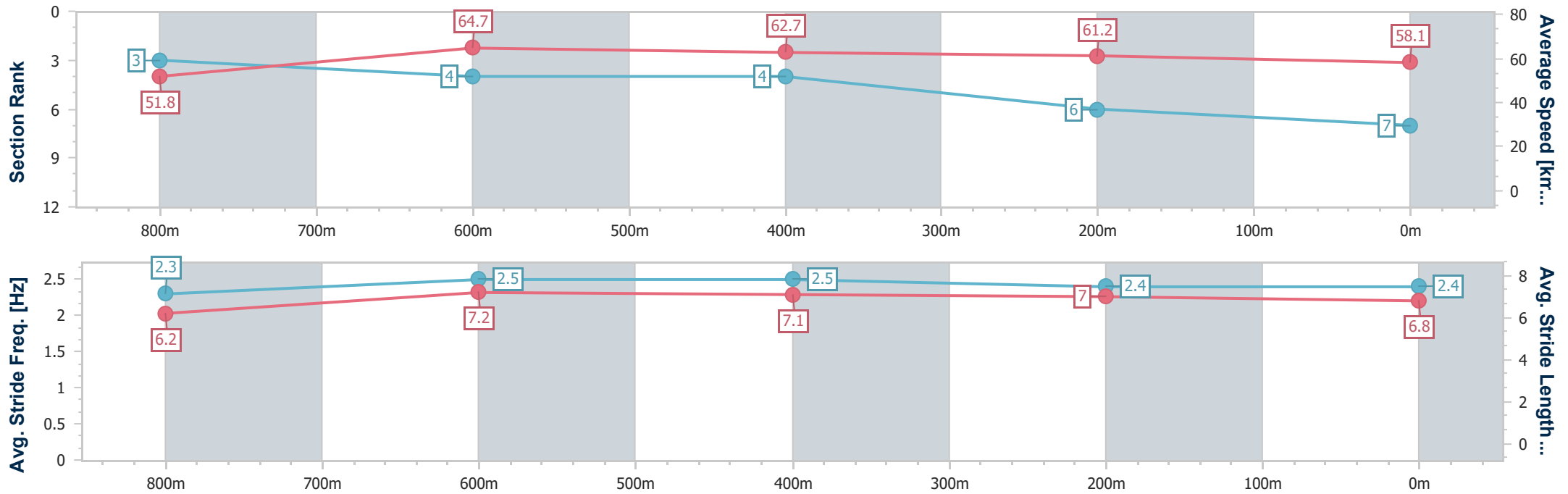


Toowoomba QLD Professional  
 Race 3: WESTON KITCHENS & BATHROOMS BENCHMARK 60  
 Handicap - 1000m  
 23 March 2024 - 18:31



Track Rating: Good 4, Weather: Showers, Rail Position: +2m Entire

Section	Overall	800m	600m	400m	200m
Section Times	1:00.77 [7] (0:14.03)	0:46.74 [3] (0:11.19)	0:35.55 [4] (0:11.48)	0:24.07 [4] (0:11.67)	0:12.40 [6] (0:12.40)
Average Speed [km/h]	51.8	64.7	62.7	61.2	58.1
Top Speed [km/h]	66.7	66.1	64.6	62.7	60.2
Avg. Dist. to Rail [m]	7.3	1.5	0.7	1.1	0.7
Avg. Stride Freq. [Hz]	2.3	2.5	2.5	2.4	2.4
Avg. Stride Length [m]	6.2	7.2	7.1	7.0	6.8



- [ ] Ranking at each section and finish
- .-.- No data available at this section
- NA No data available



Horse/Jockey Name	Montana Lady
Final Rank	8
Fastest Section Time (Section)	0:10.96 (800m)
Top Speed [km/h] (Section)	68.2 (Overall)
Race State	Finished

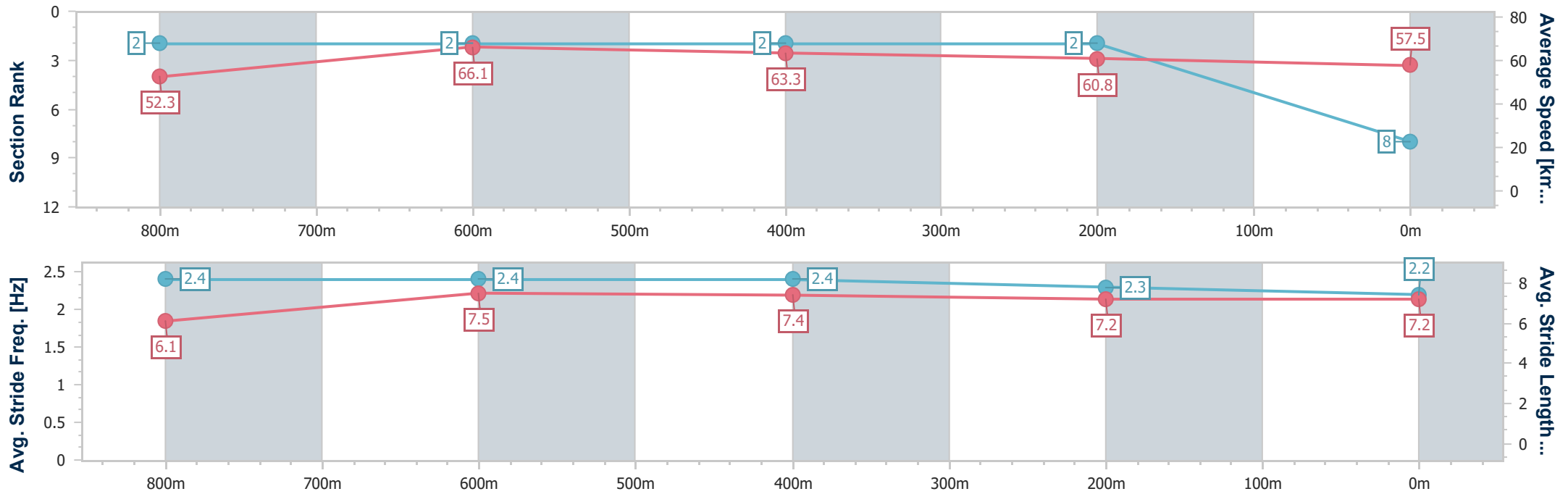


Toowoomba QLD Professional  
 Race 3: WESTON KITCHENS & BATHROOMS BENCHMARK 60  
 Handicap - 1000m  
 23 March 2024 - 18:31



Track Rating: Good 4, Weather: Showers, Rail Position: +2m Entire

Section	Overall	800m	600m	400m	200m
Section Times	1:00.85 [8] (0:13.99)	0:46.86 [2] (0:10.96)	0:35.90 [2] (0:11.49)	0:24.41 [2] (0:11.84)	0:12.57 [2] (0:12.57)
Average Speed [km/h]	52.3	66.1	63.3	60.8	57.5
Top Speed [km/h]	68.2	67.6	64.3	62.8	61.1
Avg. Dist. to Rail [m]	7.6	2.7	1.6	1.3	2.6
Avg. Stride Freq. [Hz]	2.4	2.4	2.4	2.3	2.2
Avg. Stride Length [m]	6.1	7.5	7.4	7.2	7.2



- [ ] Ranking at each section and finish
- .-.- No data available at this section
- NA No data available



Horse/Jockey Name	Ragman
Final Rank	9
Fastest Section Time (Section)	0:11.09 (800m)
Top Speed [km/h] (Section)	66.7 (800m)
Race State	Finished

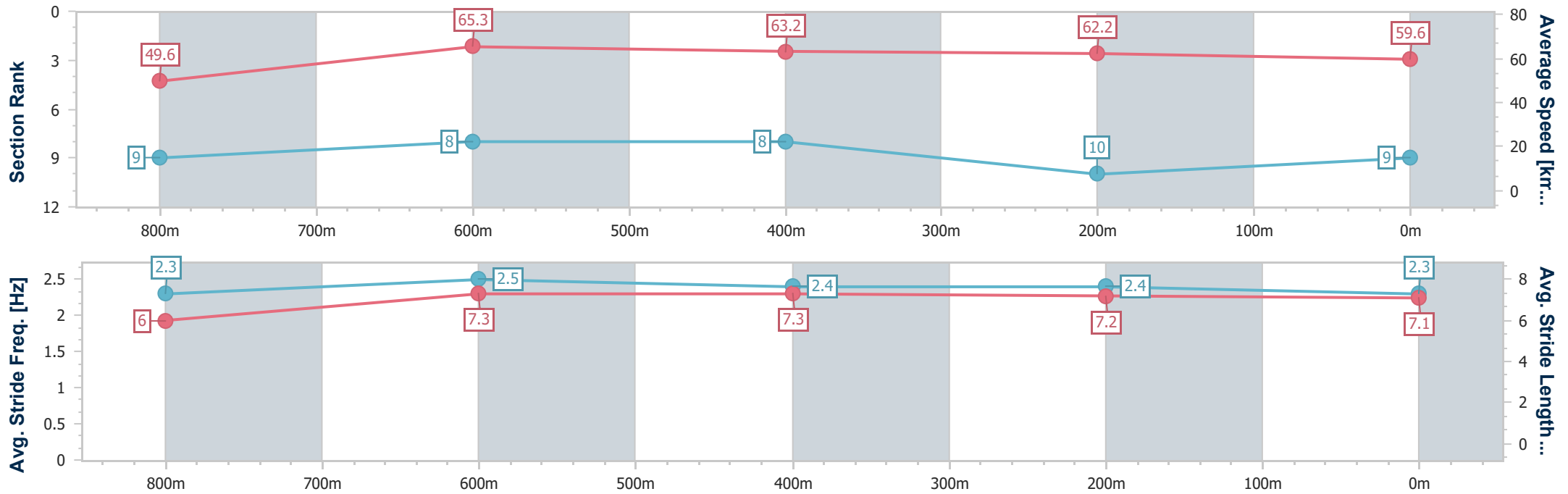


Toowoomba QLD Professional  
 Race 3: WESTON KITCHENS & BATHROOMS BENCHMARK 60  
 Handicap - 1000m  
 23 March 2024 - 18:31



Track Rating: Good 4, Weather: Showers, Rail Position: +2m Entire

Section	Overall	800m	600m	400m	200m
Section Times	1:01.01 [9] (0:14.60)	0:46.41 [9] (0:11.09)	0:35.32 [8] (0:11.48)	0:23.84 [8] (0:11.71)	0:12.13 [10] (0:12.13)
Average Speed [km/h]	49.6	65.3	63.2	62.2	59.6
Top Speed [km/h]	63.3	66.7	65.5	63.5	62.3
Avg. Dist. to Rail [m]	2.6	1.8	2.2	3.4	3.9
Avg. Stride Freq. [Hz]	2.3	2.5	2.4	2.4	2.3
Avg. Stride Length [m]	6.0	7.3	7.3	7.2	7.1



- [ ] Ranking at each section and finish
- .-.- No data available at this section
- NA No data available





Horse/Jockey Name	Emilee's Empire
Final Rank	10
Fastest Section Time (Section)	0:11.05 (800m)
Top Speed [km/h] (Section)	66.0 (800m)
Race State	Finished

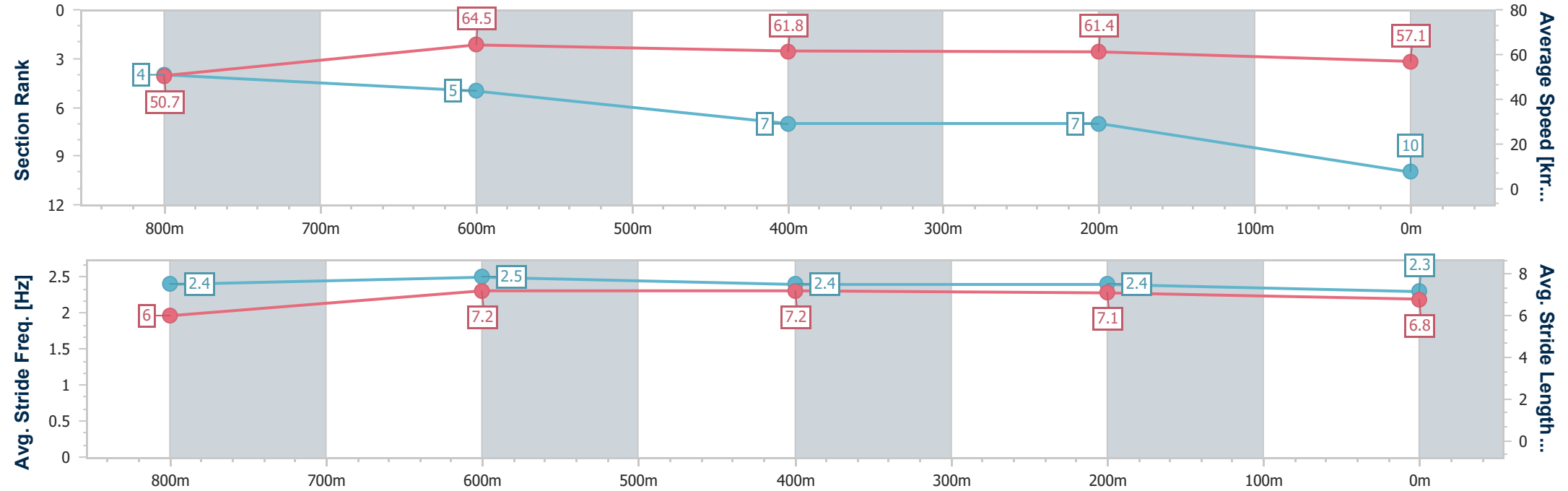


Toowoomba QLD Professional  
 Race 3: WESTON KITCHENS & BATHROOMS BENCHMARK 60  
 Handicap - 1000m  
 23 March 2024 - 18:31



Track Rating: Good 4, Weather: Showers, Rail Position: +2m Entire

Section	Overall	800m	600m	400m	200m
Section Times	1:01.06 [10] (0:14.18)	0:46.88 [4] (0:11.05)	0:35.83 [5] (0:11.56)	0:24.27 [7] (0:11.73)	0:12.54 [7] (0:12.54)
Average Speed [km/h]	50.7	64.5	61.8	61.4	57.1
Top Speed [km/h]	64.5	66.0	63.4	62.3	59.4
Avg. Dist. to Rail [m]	3.5	2.6	1.5	0.5	0.7
Avg. Stride Freq. [Hz]	2.4	2.5	2.4	2.4	2.3
Avg. Stride Length [m]	6.0	7.2	7.2	7.1	6.8



- [ ] Ranking at each section and finish
- .-.- No data available at this section
- NA No data available



Horse/Jockey Name	Saddle Boy
Final Rank	11
Fastest Section Time (Section)	0:11.04 (800m)
Top Speed [km/h] (Section)	66.2 (800m)
Race State	Finished

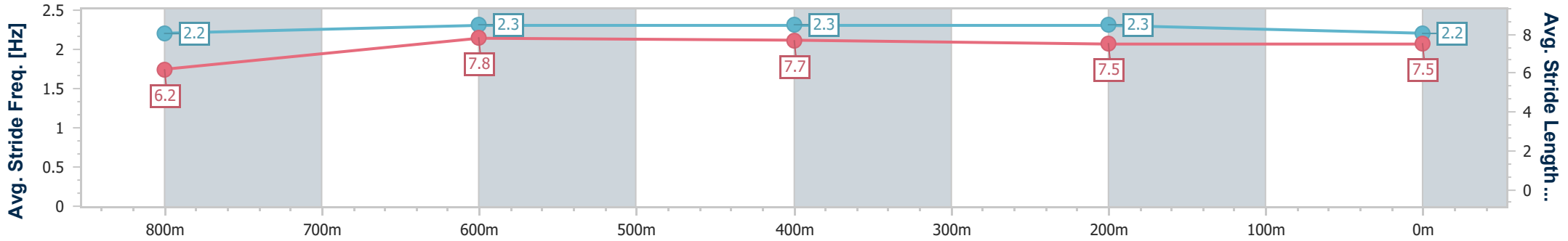
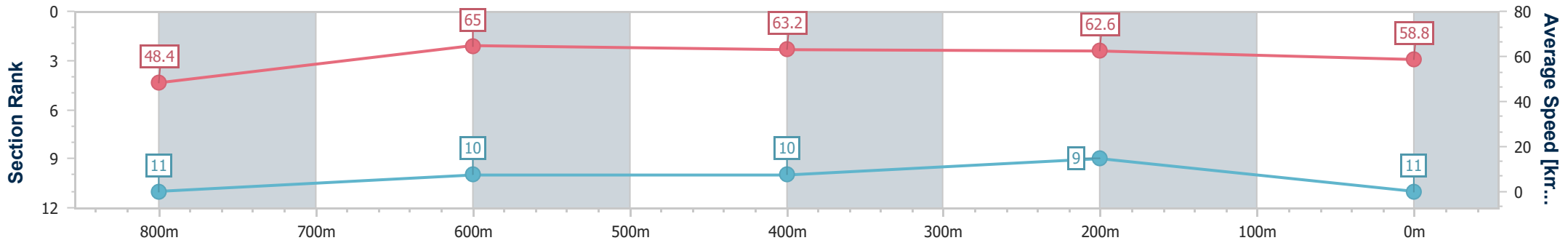


Toowoomba QLD Professional  
 Race 3: WESTON KITCHENS & BATHROOMS BENCHMARK 60  
 Handicap - 1000m  
 23 March 2024 - 18:31



Track Rating: Good 4, Weather: Showers, Rail Position: +2m Entire

Section	Overall	800m	600m	400m	200m
Section Times	1:01.13 [11] (0:14.88)	0:46.25 [11] (0:11.04)	0:35.21 [10] (0:11.46)	0:23.75 [10] (0:11.49)	0:12.26 [9] (0:12.26)
Average Speed [km/h]	48.4	65.0	63.2	62.6	58.8
Top Speed [km/h]	62.9	66.2	65.6	63.8	62.5
Avg. Dist. to Rail [m]	2.5	0.6	0.9	0.6	0.6
Avg. Stride Freq. [Hz]	2.2	2.3	2.3	2.3	2.2
Avg. Stride Length [m]	6.2	7.8	7.7	7.5	7.5



- [ ] Ranking at each section and finish
- .-.- No data available at this section
- NA No data available



# Toowoomba QLD Professional

## Race 4: JOHN GILBERT ELECTRICAL Maiden Handicap - 1200m

23 March 2024 - 19:09



Track Rating: Good 4, Weather: Showers, Rail Position: +2m Entire

Section		Overall	1000m	800m	600m	400m	200m	Last 600m					
Field Times		1:14.28 (0:13.80)	1:00.48 (0:11.34)	0:49.14 (0:11.97)	0:37.17 (0:12.61)	0:24.56 (0:12.33)	0:12.23 (0:12.23)	0:37.17					
Rank	TAB Horse/Jockey	Barrier	Top Speed [km/h]	Fastest Section							Margin	Distance Travelled [m]	
1	8 <b>BASIL'S GIFT</b> Nozi Tomizawa	8	66.4	0:11.48	1:14.28 [1] (0:14.22)	1:00.06 [8] (0:11.48)	0:48.58 [8] (0:11.92)	0:36.66 [7] (0:12.49)	0:24.17 [6] (0:12.04)	0:12.13 [2] (0:12.13)	1:14.28	0:36.66	
2	4 <b>ALL WIN</b> Georgina Cartwright	4	66.9	0:11.25	1:14.28 [2] (0:13.94)	1:00.34 [3] (0:11.25)	0:49.09 [2] (0:11.93)	0:37.16 [2] (0:12.60)	0:24.56 [1] (0:12.33)	0:12.23 [1] (0:12.23)	0.1L	0:37.16	+1
3	3 <b>PORTOLA</b> Jason Taylor	3	65.1	0:11.51	1:15.08 [3] (0:14.42)	1:00.66 [9] (0:11.51)	0:49.15 [9] (0:12.00)	0:37.15 [9] (0:12.45)	0:24.70 [9] (0:12.42)	0:12.28 [5] (0:12.28)	4.6L	0:37.15	+3
4	6 <b>CRYPT DE PIN</b> Alisha Donald	6	64.7	0:11.86	1:15.11 [4] (0:14.53)	1:00.58 [10] (0:11.88)	0:48.70 [10] (0:11.86)	0:36.84 [11] (0:12.43)	0:24.41 [11] (0:12.37)	0:12.04 [8] (0:12.04)	4.8L	0:36.84	+7
5	11 <b>MAKE HASTE</b> Kenji Yoshida	11	65.8	0:11.54	1:15.16 [5] (0:14.08)	1:01.08 [6] (0:11.54)	0:49.54 [7] (0:12.03)	0:37.51 [8] (0:12.65)	0:24.86 [8] (0:12.57)	0:12.29 [7] (0:12.29)	5L	0:37.51	+6
6	2 <b>GRAPE EXPECTATIONS</b> Les Tilley	2	66.6	0:11.35	1:15.18 [6] (0:14.11)	1:01.07 [7] (0:11.35)	0:49.72 [4] (0:12.01)	0:37.71 [5] (0:12.55)	0:25.16 [5] (0:12.54)	0:12.62 [3] (0:12.62)	5.1L	0:37.71	+1
7	15 <b>CHICKA</b> Stacey Callow	15	64.1	0:11.63	1:15.55 [7] (0:14.89)	1:00.66 [11] (0:11.63)	0:49.03 [11] (0:11.66)	0:37.37 [10] (0:12.25)	0:25.12 [10] (0:12.42)	0:12.70 [6] (0:12.70)	7.1L	0:37.37	-4
8	1 <b>BRAVE CHAP</b> Karl Zechner	1	65.2	0:11.41	1:15.58 [8] (0:15.46)	1:00.12 [12] (0:11.41)	0:48.71 [12] (0:11.77)	0:36.94 [12] (0:12.14)	0:24.80 [12] (0:12.29)	0:12.51 [9] (0:12.51)	7.3L	0:36.94	+1
9	9 <b>GETTIN' LIPPY</b> Micheal Hellyer	9	66.5	0:11.34	1:15.77 [9] (0:13.80)	1:01.97 [1] (0:11.34)	0:50.63 [1] (0:12.10)	0:38.53 [3] (0:12.62)	0:25.91 [2] (0:12.88)	0:13.03 [4] (0:13.03)	8.3L	0:38.53	-2
10	14 <b>TWO TIME GIRL</b> Olivia Kendal	14	65.3	0:11.49	1:16.53 [10] (0:13.97)	1:02.56 [4] (0:11.49)	0:51.07 [5] (0:11.95)	0:39.12 [4] (0:12.78)	0:26.34 [7] (0:13.06)	0:13.28 [11] (0:13.28)	12.6L	0:39.12	+5

Scratched: Forebears (#16), Just For Pleasure (#7), Honey Queen (#5), Ready To Boom (#12)

[ ] Ranking at each section and finish  
 -:-:- No data available at this section  
 NA No data available

SCN Saddle cloth number  
 DNF Did not finish  
 DNT Did not track



# Toowoomba QLD Professional

## Race 4: JOHN GILBERT ELECTRICAL Maiden Handicap - 1200m

23 March 2024 - 19:09



Track Rating: Good 4, Weather: Showers, Rail Position: +2m Entire

Section		Overall	1000m	800m	600m	400m	200m	Last 600m					
Field Times		1:14.28 (0:13.80)	1:00.48 (0:11.34)	0:49.14 (0:11.97)	0:37.17 (0:12.61)	0:24.56 (0:12.33)	0:12.23 (0:12.23)	0:37.17					
Rank	TAB Horse/Jockey	Barrier	Top Speed [km/h]	Fastest Section				Margin	Distance Travelled [m]				
11	13 LADY MANTAGNA Madeleine Wishart	13	68.0	0:11.71	1:17.12 [11] Overall 1000m (0:13.86)	1:03.26 [2] (0:11.71)	0:51.55 [6] (0:11.96)	0:39.59 [6] (0:12.46)	0:27.13 [4] (0:13.12)	0:14.01 [10] (0:14.01)	15.9L	0:39.59	+11
12	10 STARRY GIRL Wayne O'Connell	10	68.4	0:11.21	1:19.32 [12] Overall 1000m (0:13.99)	1:05.33 [5] (0:11.21)	0:54.12 [3] (0:11.91)	0:42.21 [1] (0:12.85)	0:29.36 [3] (0:13.30)	0:16.06 [12] (0:16.06)	28.7L	0:42.21	+4

Scratched: Forebears (#16), Just For Pleasure (#7), Honey Queen (#5), Ready To Boom (#12)

[ ] Ranking at each section and finish  
 -:-:-:- No data available at this section  
 NA No data available

SCN Saddle cloth number  
 DNF Did not finish  
 DNT Did not track



Horse/Jockey Name	Basil's Gift
Final Rank	1
Fastest Section Time (Section)	0:11.48 (1000m)
Top Speed [km/h] (Section)	66.4 (Overall)
Race State	Finished



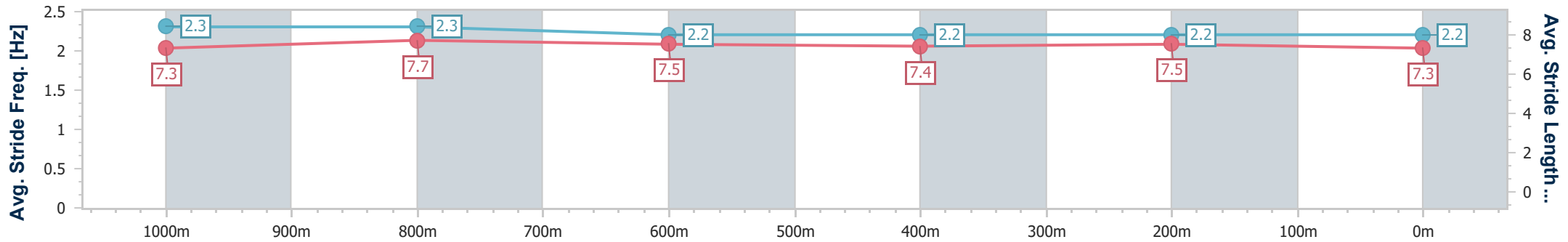
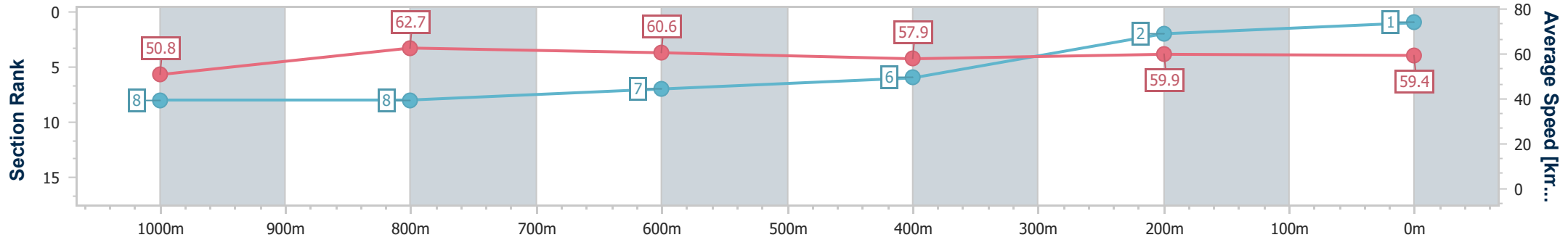
Toowoomba QLD Professional  
Race 4: JOHN GILBERT ELECTRICAL Maiden Handicap - 1200m



23 March 2024 - 19:09

Track Rating: Good 4, Weather: Showers, Rail Position: +2m Entire

Section	Overall	1000m	800m	600m	400m	200m
Section Times	1:14.28 [1] (0:14.22)	1:00.06 [8] (0:11.48)	0:48.58 [8] (0:11.92)	0:36.66 [7] (0:12.49)	0:24.17 [6] (0:12.04)	0:12.13 [2] (0:12.13)
Average Speed [km/h]	50.8	62.7	60.6	57.9	59.9	59.4
Top Speed [km/h]	66.4	65.4	61.7	59.5	61.5	60.8
Avg. Dist. to Rail [m]	3.6	1.2	1.1	1.4	1.2	3.3
Avg. Stride Freq. [Hz]	2.3	2.3	2.2	2.2	2.2	2.2
Avg. Stride Length [m]	7.3	7.7	7.5	7.4	7.5	7.3



- [ ] Ranking at each section and finish
- .-.- No data available at this section
- NA No data available



Horse/Jockey Name	All Win
Final Rank	2
Fastest Section Time (Section)	0:11.25 (1000m)
Top Speed [km/h] (Section)	66.9 (Overall)
Race State	Finished



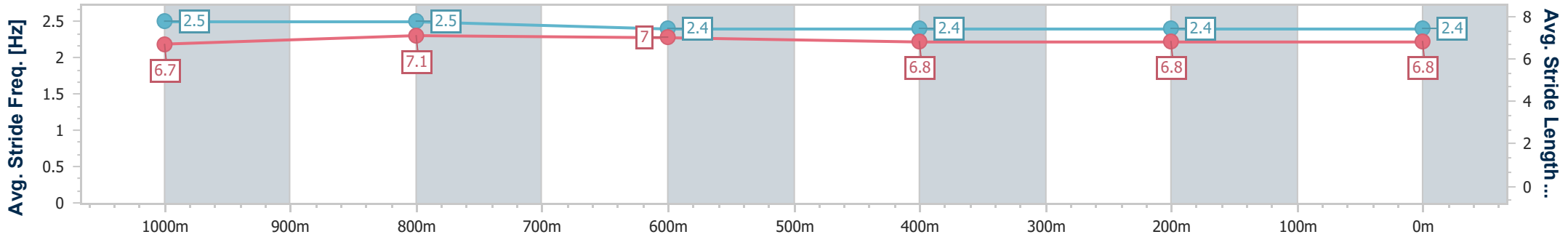
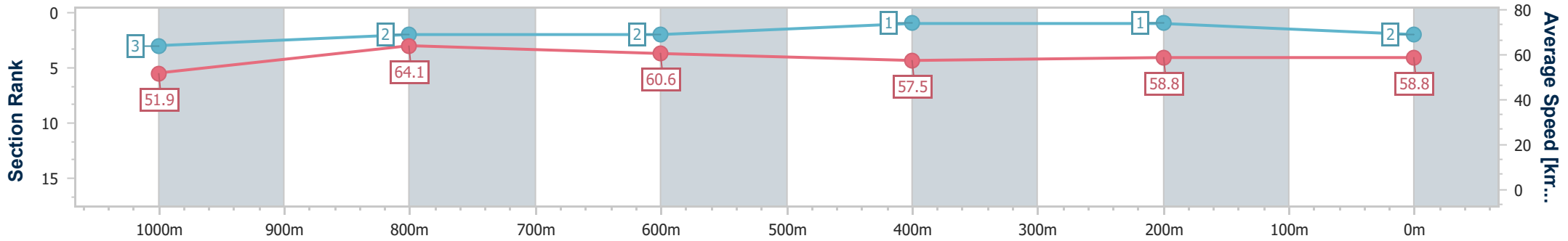
Toowoomba QLD Professional  
Race 4: JOHN GILBERT ELECTRICAL Maiden Handicap - 1200m



23 March 2024 - 19:09

Track Rating: Good 4, Weather: Showers, Rail Position: +2m Entire

Section	Overall	1000m	800m	600m	400m	200m
Section Times	1:14.28 [2] (0:13.94)	1:00.34 [3] (0:11.25)	0:49.09 [2] (0:11.93)	0:37.16 [2] (0:12.60)	0:24.56 [1] (0:12.33)	0:12.23 [1] (0:12.23)
Average Speed [km/h]	51.9	64.1	60.6	57.5	58.8	58.8
Top Speed [km/h]	66.9	66.1	63.1	59.3	59.7	60.1
Avg. Dist. to Rail [m]	7.3	1.0	1.6	1.4	1.1	0.2
Avg. Stride Freq. [Hz]	2.5	2.5	2.4	2.4	2.4	2.4
Avg. Stride Length [m]	6.7	7.1	7.0	6.8	6.8	6.8



- [ ] Ranking at each section and finish
- .-.- No data available at this section
- NA No data available



Horse/Jockey Name	Portola
Final Rank	3
Fastest Section Time (Section)	0:11.51 (1000m)
Top Speed [km/h] (Section)	65.1 (Overall)
Race State	Finished



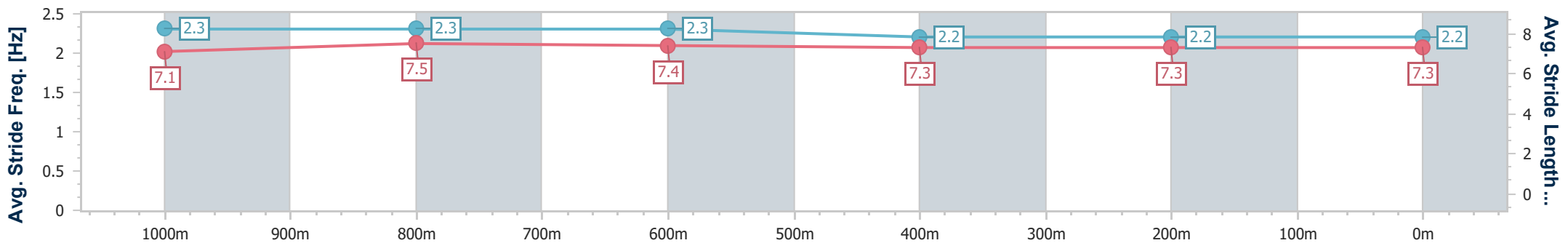
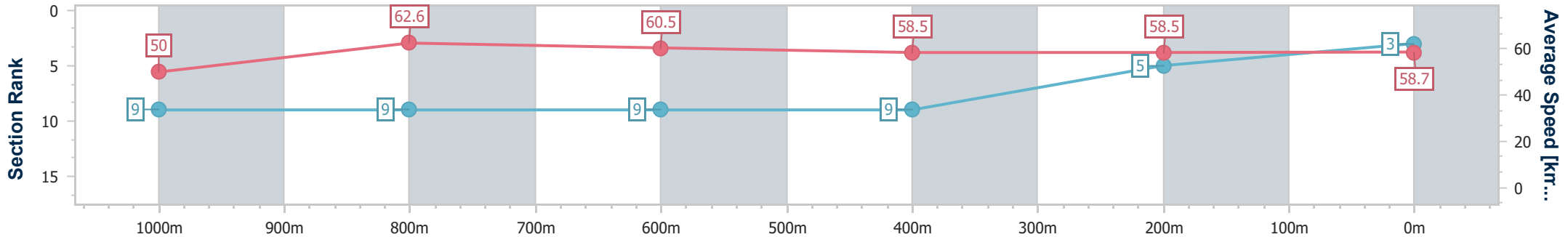
Toowoomba QLD Professional  
Race 4: JOHN GILBERT ELECTRICAL Maiden Handicap - 1200m



23 March 2024 - 19:09

Track Rating: Good 4, Weather: Showers, Rail Position: +2m Entire

Section	Overall	1000m	800m	600m	400m	200m
Section Times	1:15.08 [3] (0:14.42)	1:00.66 [9] (0:11.51)	0:49.15 [9] (0:12.00)	0:37.15 [9] (0:12.45)	0:24.70 [9] (0:12.42)	0:12.28 [5] (0:12.28)
Average Speed [km/h]	50.0	62.6	60.5	58.5	58.5	58.7
Top Speed [km/h]	65.1	65.1	61.7	59.8	59.2	59.2
Avg. Dist. to Rail [m]	7.2	0.8	2.5	2.4	2.1	1.7
Avg. Stride Freq. [Hz]	2.3	2.3	2.3	2.2	2.2	2.2
Avg. Stride Length [m]	7.1	7.5	7.4	7.3	7.3	7.3



- [ ] Ranking at each section and finish
- .-.- No data available at this section
- NA No data available



Horse/Jockey Name	Crypt De Pin
Final Rank	4
Fastest Section Time (Section)	0:11.86 (800m)
Top Speed [km/h] (Section)	64.7 (Overall)
Race State	Finished



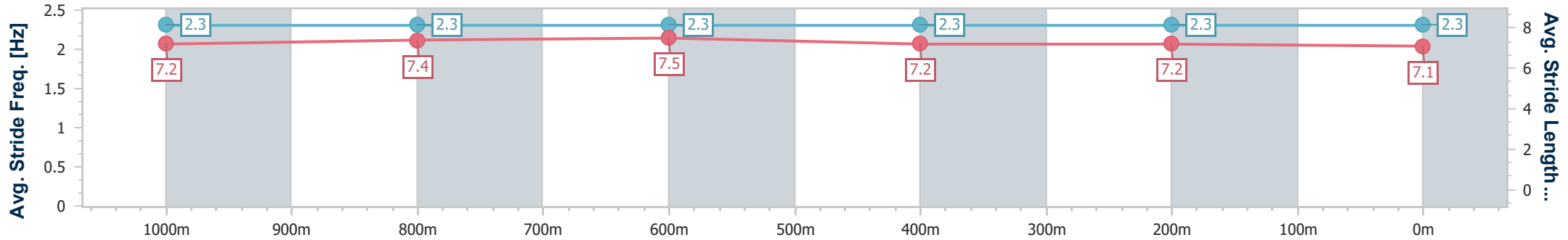
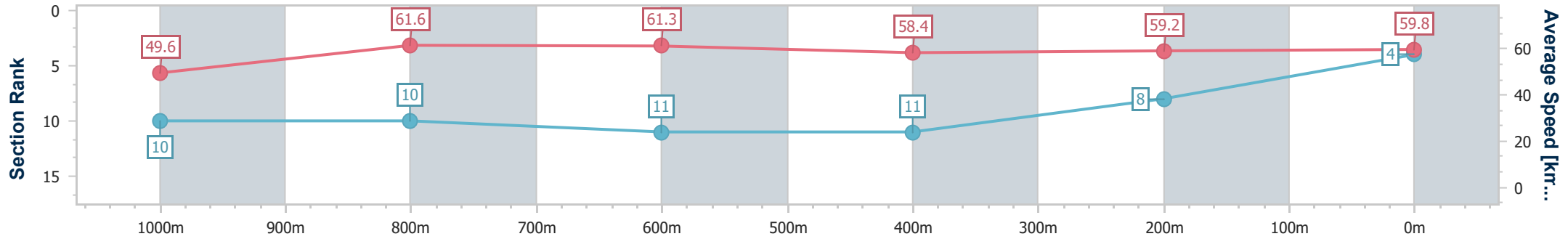
Toowoomba QLD Professional  
Race 4: JOHN GILBERT ELECTRICAL Maiden Handicap - 1200m



23 March 2024 - 19:09

Track Rating: Good 4, Weather: Showers, Rail Position: +2m Entire

Section	Overall	1000m	800m	600m	400m	200m
Section Times	1:15.11 [4] (0:14.53)	1:00.58 [10] (0:11.88)	0:48.70 [10] (0:11.86)	0:36.84 [11] (0:12.43)	0:24.41 [11] (0:12.37)	0:12.04 [8] (0:12.04)
Average Speed [km/h]	49.6	61.6	61.3	58.4	59.2	59.8
Top Speed [km/h]	64.7	64.6	63.0	61.1	59.6	60.6
Avg. Dist. to Rail [m]	7.4	4.3	2.4	2.1	4.6	5.3
Avg. Stride Freq. [Hz]	2.3	2.3	2.3	2.3	2.3	2.3
Avg. Stride Length [m]	7.2	7.4	7.5	7.2	7.2	7.1



- [ ] Ranking at each section and finish
- .-.- No data available at this section
- NA No data available





Horse/Jockey Name	Make Haste
Final Rank	5
Fastest Section Time (Section)	0:11.54 (1000m)
Top Speed [km/h] (Section)	65.8 (Overall)
Race State	Finished



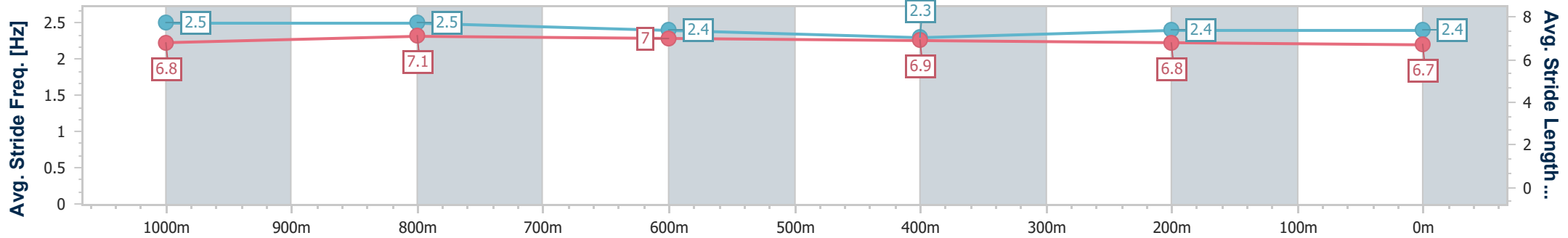
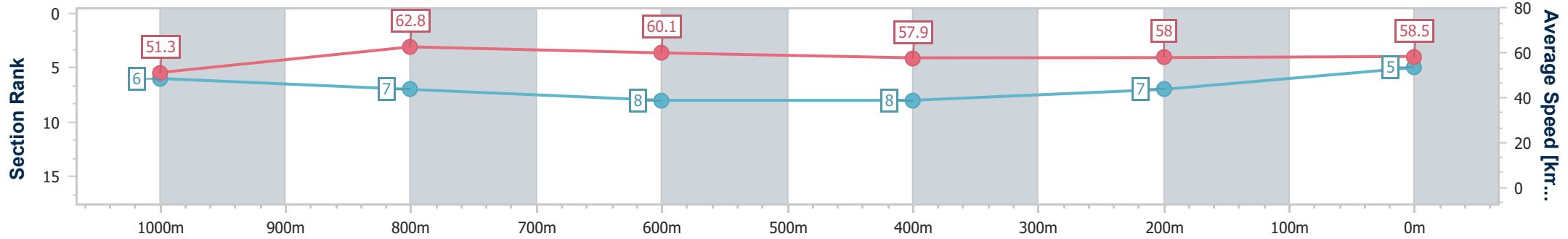
Toowoomba QLD Professional  
Race 4: JOHN GILBERT ELECTRICAL Maiden Handicap - 1200m



23 March 2024 - 19:09

Track Rating: Good 4, Weather: Showers, Rail Position: +2m Entire

Section	Overall	1000m	800m	600m	400m	200m
Section Times	1:15.16 [5] (0:14.08)	1:01.08 [6] (0:11.54)	0:49.54 [7] (0:12.03)	0:37.51 [8] (0:12.65)	0:24.86 [8] (0:12.57)	0:12.29 [7] (0:12.29)
Average Speed [km/h]	51.3	62.8	60.1	57.9	58.0	58.5
Top Speed [km/h]	65.8	64.5	62.1	60.0	58.8	59.3
Avg. Dist. to Rail [m]	4.7	2.0	2.7	3.0	3.7	4.0
Avg. Stride Freq. [Hz]	2.5	2.5	2.4	2.3	2.4	2.4
Avg. Stride Length [m]	6.8	7.1	7.0	6.9	6.8	6.7



- [ ] Ranking at each section and finish
- .-.- No data available at this section
- NA No data available



Horse/Jockey Name	Grape Expectations
Final Rank	6
Fastest Section Time (Section)	0:11.35 (1000m)
Top Speed [km/h] (Section)	66.6 (1000m)
Race State	Finished



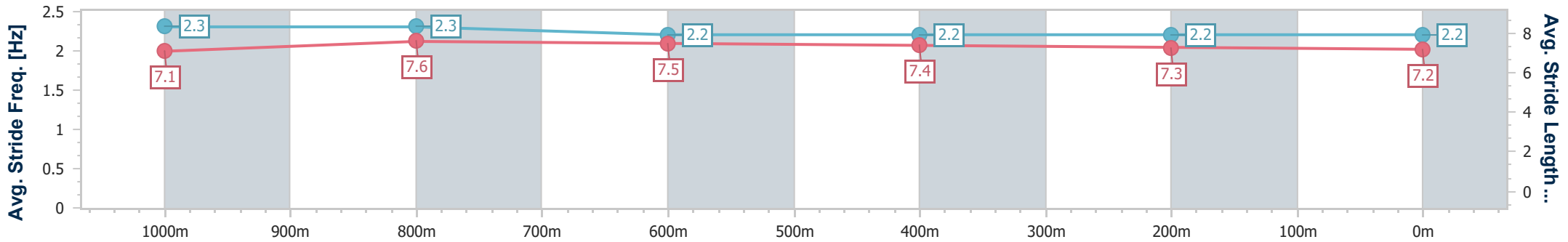
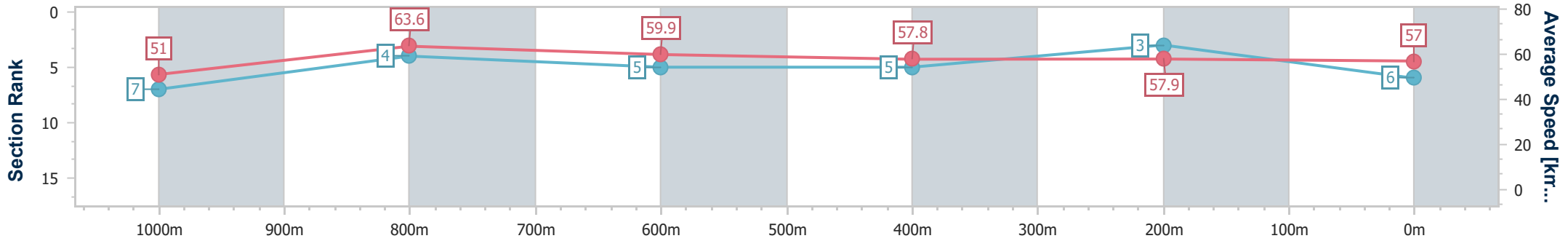
Toowoomba QLD Professional  
Race 4: JOHN GILBERT ELECTRICAL Maiden Handicap - 1200m



23 March 2024 - 19:09

Track Rating: Good 4, Weather: Showers, Rail Position: +2m Entire

Section	Overall	1000m	800m	600m	400m	200m
Section Times	1:15.18 [6] (0:14.11)	1:01.07 [7] (0:11.35)	0:49.72 [4] (0:12.01)	0:37.71 [5] (0:12.55)	0:25.16 [5] (0:12.54)	0:12.62 [3] (0:12.62)
Average Speed [km/h]	51.0	63.6	59.9	57.8	57.9	57.0
Top Speed [km/h]	66.5	66.6	61.5	59.6	58.9	57.6
Avg. Dist. to Rail [m]	1.3	0.8	0.8	1.3	2.0	0.7
Avg. Stride Freq. [Hz]	2.3	2.3	2.2	2.2	2.2	2.2
Avg. Stride Length [m]	7.1	7.6	7.5	7.4	7.3	7.2



- [ ] Ranking at each section and finish
- .-.- No data available at this section
- NA No data available



Horse/Jockey Name	Chicka
Final Rank	7
Fastest Section Time (Section)	0:11.63 (1000m)
Top Speed [km/h] (Section)	64.1 (Overall)
Race State	Finished



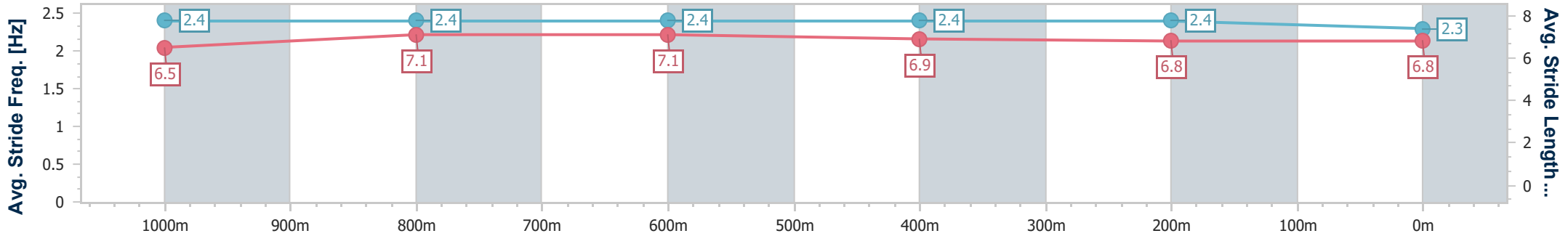
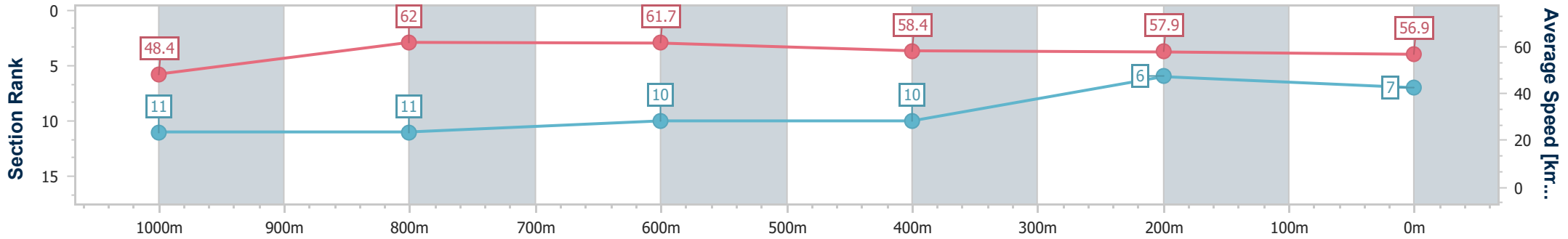
Toowoomba QLD Professional  
Race 4: JOHN GILBERT ELECTRICAL Maiden Handicap - 1200m



23 March 2024 - 19:09

Track Rating: Good 4, Weather: Showers, Rail Position: +2m Entire

Section	Overall	1000m	800m	600m	400m	200m
Section Times	1:15.55 [7] (0:14.89)	1:00.66 [11] (0:11.63)	0:49.03 [11] (0:11.66)	0:37.37 [10] (0:12.25)	0:25.12 [10] (0:12.42)	0:12.70 [6] (0:12.70)
Average Speed [km/h]	48.4	62.0	61.7	58.4	57.9	56.9
Top Speed [km/h]	64.1	63.6	62.3	61.1	59.3	57.4
Avg. Dist. to Rail [m]	3.0	1.6	1.3	1.2	0.4	0.6
Avg. Stride Freq. [Hz]	2.4	2.4	2.4	2.4	2.4	2.3
Avg. Stride Length [m]	6.5	7.1	7.1	6.9	6.8	6.8



- [ ] Ranking at each section and finish
- .-.- No data available at this section
- NA No data available



Horse/Jockey Name	Brave Chap
Final Rank	8
Fastest Section Time (Section)	0:11.41 (1000m)
Top Speed [km/h] (Section)	65.2 (1000m)
Race State	Finished



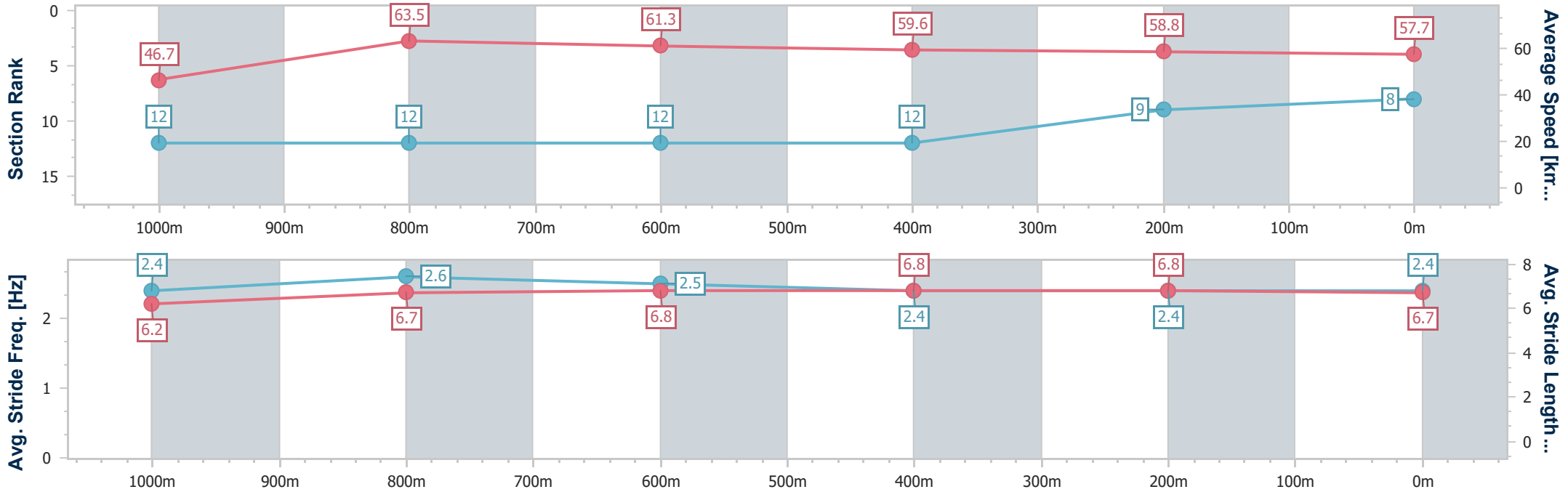
Toowoomba QLD Professional  
Race 4: JOHN GILBERT ELECTRICAL Maiden Handicap - 1200m



23 March 2024 - 19:09

Track Rating: Good 4, Weather: Showers, Rail Position: +2m Entire

Section	Overall	1000m	800m	600m	400m	200m
Section Times	1:15.58 [8] (0:15.46)	1:00.12 [12] (0:11.41)	0:48.71 [12] (0:11.77)	0:36.94 [12] (0:12.14)	0:24.80 [12] (0:12.29)	0:12.51 [9] (0:12.51)
Average Speed [km/h]	46.7	63.5	61.3	59.6	58.8	57.7
Top Speed [km/h]	63.9	65.2	62.5	61.1	59.6	58.7
Avg. Dist. to Rail [m]	4.0	2.1	2.0	1.2	0.8	2.7
Avg. Stride Freq. [Hz]	2.4	2.6	2.5	2.4	2.4	2.4
Avg. Stride Length [m]	6.2	6.7	6.8	6.8	6.8	6.7



- [ ] Ranking at each section and finish
- .-.- No data available at this section
- NA No data available



Horse/Jockey Name	Gettin' Lippy
Final Rank	9
Fastest Section Time (Section)	0:11.34 (1000m)
Top Speed [km/h] (Section)	66.5 (1000m)
Race State	Finished



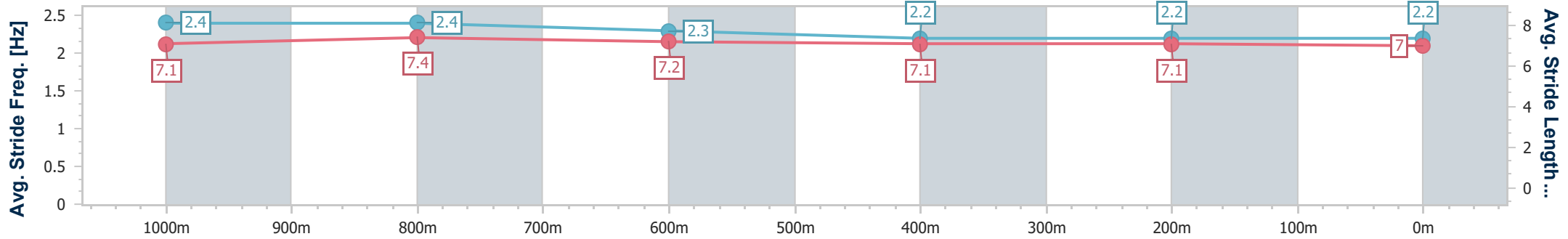
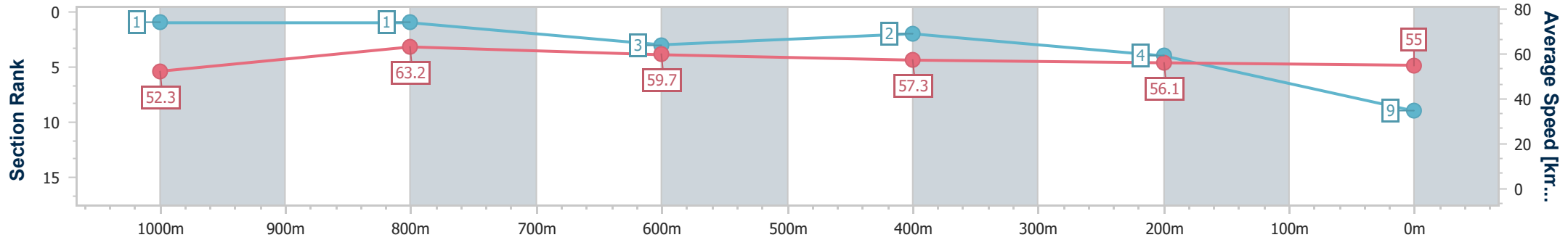
Toowoomba QLD Professional  
 Race 4: JOHN GILBERT ELECTRICAL Maiden Handicap - 1200m



23 March 2024 - 19:09

Track Rating: Good 4, Weather: Showers, Rail Position: +2m Entire

Section	Overall	1000m	800m	600m	400m	200m
Section Times	1:15.77 [9] (0:13.80)	1:01.97 [1] (0:11.34)	0:50.63 [1] (0:12.10)	0:38.53 [3] (0:12.62)	0:25.91 [2] (0:12.88)	0:13.03 [4] (0:13.03)
Average Speed [km/h]	52.3	63.2	59.7	57.3	56.1	55.0
Top Speed [km/h]	66.3	66.5	62.1	58.8	57.3	56.4
Avg. Dist. to Rail [m]	5.3	1.4	1.5	1.2	0.4	1.9
Avg. Stride Freq. [Hz]	2.4	2.4	2.3	2.2	2.2	2.2
Avg. Stride Length [m]	7.1	7.4	7.2	7.1	7.1	7.0



- [ ] Ranking at each section and finish
- .-.- No data available at this section
- NA No data available



Horse/Jockey Name	Two Time Girl
Final Rank	10
Fastest Section Time (Section)	0:11.49 (1000m)
Top Speed [km/h] (Section)	65.3 (1000m)
Race State	Finished



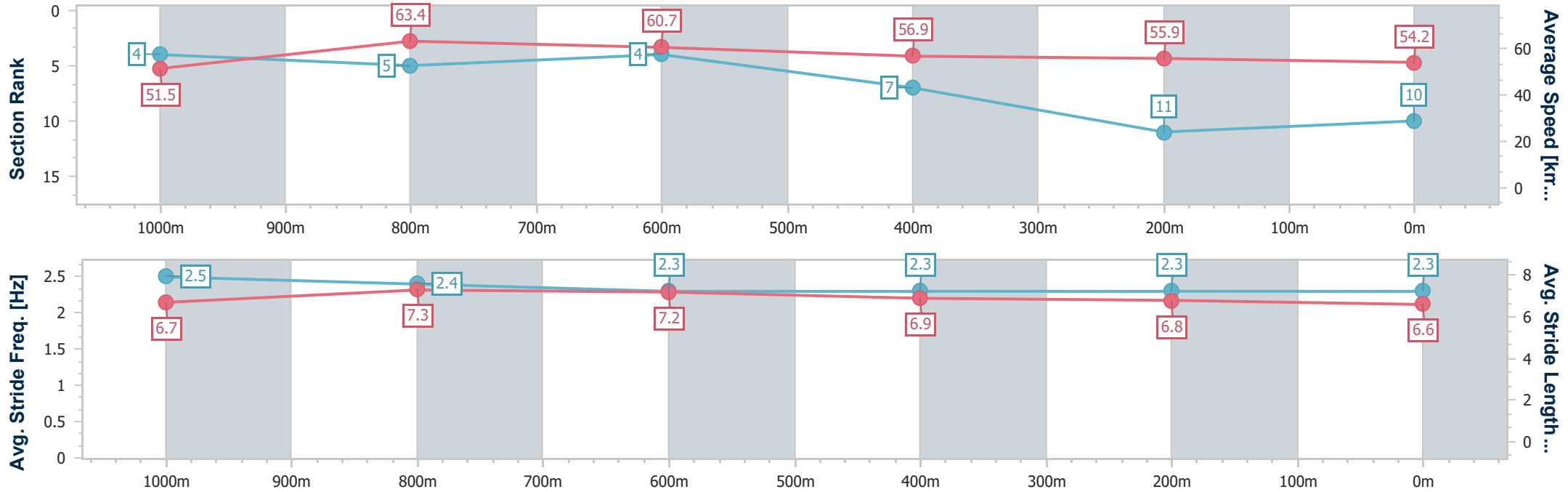
Toowoomba QLD Professional  
Race 4: JOHN GILBERT ELECTRICAL Maiden Handicap - 1200m



23 March 2024 - 19:09

Track Rating: Good 4, Weather: Showers, Rail Position: +2m Entire

Section	Overall	1000m	800m	600m	400m	200m
Section Times	1:16.53 [10] (0:13.97)	1:02.56 [4] (0:11.49)	0:51.07 [5] (0:11.95)	0:39.12 [4] (0:12.78)	0:26.34 [7] (0:13.06)	0:13.28 [11] (0:13.28)
Average Speed [km/h]	51.5	63.4	60.7	56.9	55.9	54.2
Top Speed [km/h]	64.7	65.3	61.6	60.0	56.7	55.9
Avg. Dist. to Rail [m]	5.0	3.4	1.9	2.1	3.1	4.8
Avg. Stride Freq. [Hz]	2.5	2.4	2.3	2.3	2.3	2.3
Avg. Stride Length [m]	6.7	7.3	7.2	6.9	6.8	6.6



- [ ] Ranking at each section and finish
- .-.- No data available at this section
- NA No data available



Horse/Jockey Name	Lady Mantagna
Final Rank	11
Fastest Section Time (Section)	0:11.71 (1000m)
Top Speed [km/h] (Section)	68.0 (Overall)
Race State	Finished



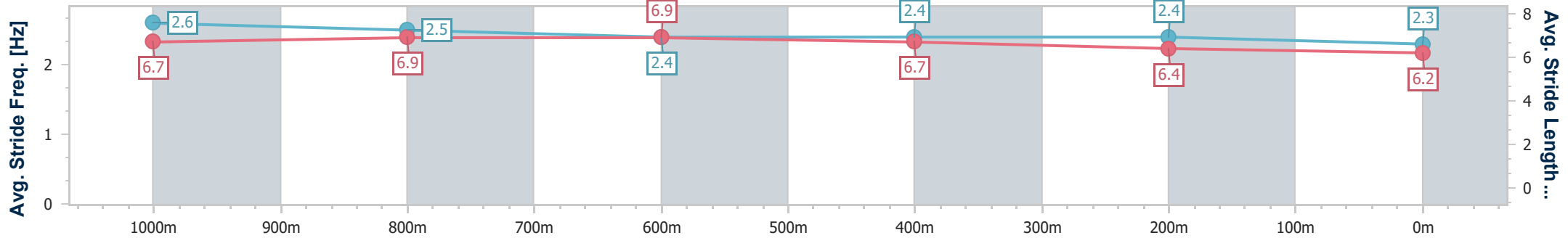
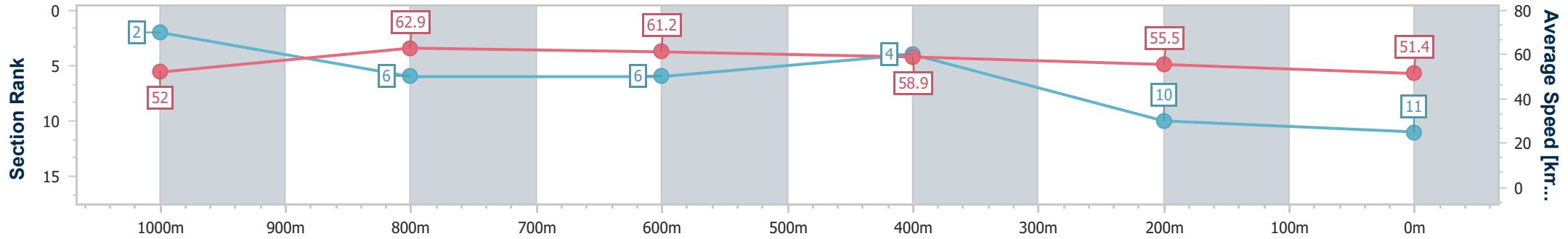
Toowoomba QLD Professional  
Race 4: JOHN GILBERT ELECTRICAL Maiden Handicap - 1200m



23 March 2024 - 19:09

Track Rating: Good 4, Weather: Showers, Rail Position: +2m Entire

Section	Overall	1000m	800m	600m	400m	200m
Section Times	1:17.12 [11] (0:13.86)	1:03.26 [2] (0:11.71)	0:51.55 [6] (0:11.96)	0:39.59 [6] (0:12.46)	0:27.13 [4] (0:13.12)	0:14.01 [10] (0:14.01)
Average Speed [km/h]	52.0	62.9	61.2	58.9	55.5	51.4
Top Speed [km/h]	68.0	67.1	62.5	60.8	57.4	54.4
Avg. Dist. to Rail [m]	11.1	6.7	4.8	3.6	3.6	2.8
Avg. Stride Freq. [Hz]	2.6	2.5	2.4	2.4	2.4	2.3
Avg. Stride Length [m]	6.7	6.9	6.9	6.7	6.4	6.2



- [ ] Ranking at each section and finish
- .-.- No data available at this section
- NA No data available



Horse/Jockey Name	Starry Girl
Final Rank	12
Fastest Section Time (Section)	0:11.21 (1000m)
Top Speed [km/h] (Section)	68.4 (Overall)
Race State	Finished



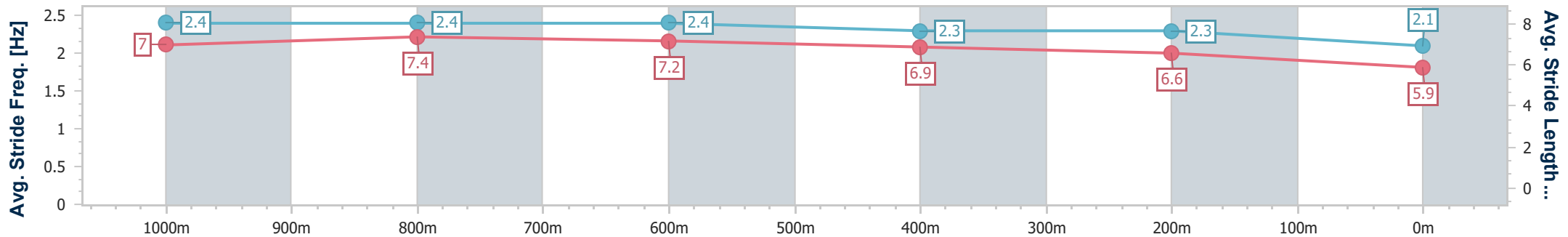
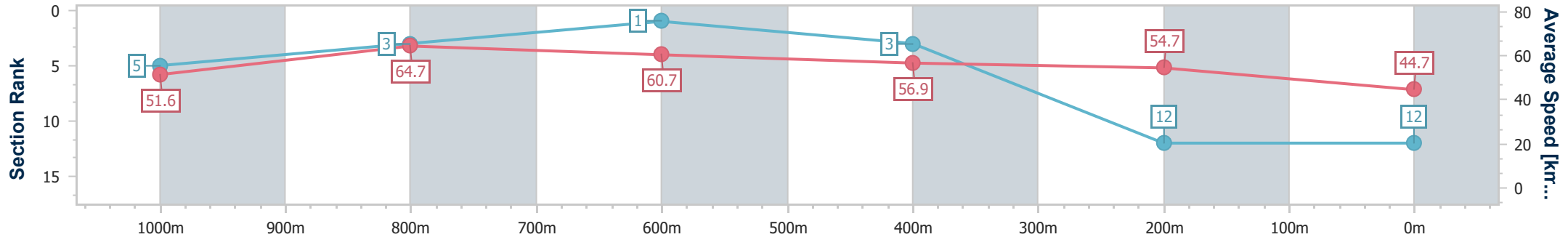
Toowoomba QLD Professional  
Race 4: JOHN GILBERT ELECTRICAL Maiden Handicap - 1200m



23 March 2024 - 19:09

Track Rating: Good 4, Weather: Showers, Rail Position: +2m Entire

Section	Overall	1000m	800m	600m	400m	200m
Section Times	1:19.32 [12] (0:13.99)	1:05.33 [5] (0:11.21)	0:54.12 [3] (0:11.91)	0:42.21 [1] (0:12.85)	0:29.36 [3] (0:13.30)	0:16.06 [12] (0:16.06)
Average Speed [km/h]	51.6	64.7	60.7	56.9	54.7	44.7
Top Speed [km/h]	68.4	68.3	62.2	59.5	56.1	53.3
Avg. Dist. to Rail [m]	7.1	2.2	2.8	3.0	2.8	1.4
Avg. Stride Freq. [Hz]	2.4	2.4	2.4	2.3	2.3	2.1
Avg. Stride Length [m]	7.0	7.4	7.2	6.9	6.6	5.9



- [ ] Ranking at each section and finish
- .-.- No data available at this section
- NA No data available





# Toowoomba QLD Professional

## Race 5: DJL BUILDING GROUP Class 3 Handicap - 1625m

23 March 2024 - 19:47



Track Rating: Good 4, Weather: Showers, Rail Position: +2m Entire

Section	Field Times	Overall	1400m	1200m	1000m	800m	600m	400m	Last 600m				
		1:41.19 (0:15.22)	1:25.97 (0:11.65)	1:14.32 (0:12.27)	1:02.05 (0:12.86)	0:49.19 (0:12.65)	0:36.54 (0:12.17)	0:24.37 (0:12.14)	0:36.54				
Rank	TAB Horse/Jockey	Barrier	Top Speed [km/h]	Fastest Section					Distance Travelled [m]				
1	2 <b>WOWIT'S WILLYWONKA</b> Alisha Donald	2	65.8	0:11.65	1:41.19 [1] (0:15.22)	1:25.97 [1] (0:11.65)	1:14.32 [1] (0:12.27)	1:02.05 [1] (0:12.86)	0:49.19 [1] (0:12.65)	0:36.54 [1] (0:12.17)	0:24.37 [1] (0:12.14)	0:36.54	
2	9 <b>MANTINELLO</b> Micheal Hellyer	9	65.1	0:11.76	1:41.23 [2] (0:16.04)	1:25.19 [7] (0:11.76)	1:13.43 [6] (0:12.08)	1:01.35 [6] (0:12.85)	0:48.50 [5] (0:12.31)	0:36.19 [4] (0:12.10)	0:24.09 [3] (0:12.04)	0:36.19	+7
3	4 <b>TROPIC SANDS</b> Les Tilley	4	63.9	0:11.81	1:41.51 [3] (0:15.51)	1:26.00 [3] (0:11.81)	1:14.19 [3] (0:12.18)	1:02.01 [3] (0:12.87)	0:49.14 [3] (0:12.80)	0:36.34 [5] (0:12.26)	0:24.08 [4] (0:11.99)	0:36.34	+6
4	3 <b>SIGOURNEY</b> Nozi Tomizawa	3	64.2	0:11.66	1:41.52 [4] (0:15.97)	1:25.55 [5] (0:11.66)	1:13.89 [5] (0:12.18)	1:01.71 [5] (0:13.03)	0:48.68 [6] (0:12.38)	0:36.30 [6] (0:12.34)	0:23.96 [5] (0:12.02)	0:36.30	+1
5	6 <b>ZOU ZOUAMORE</b> Georgina Cartwright	6	63.4	0:11.74	1:41.61 [5] (0:16.14)	1:25.47 [8] (0:11.74)	1:13.73 [7] (0:12.12)	1:01.61 [7] (0:12.98)	0:48.63 [7] (0:12.46)	0:36.17 [8] (0:12.29)	0:23.88 [8] (0:11.95)	0:36.17	+3
6	7 <b>BUMP'N'RUN</b> Madeleine Wishart	7	64.1	0:11.73	1:41.68 [6] (0:15.82)	1:25.86 [4] (0:11.73)	1:14.13 [4] (0:12.00)	1:02.13 [4] (0:12.91)	0:49.22 [4] (0:12.24)	0:36.98 [2] (0:12.30)	0:24.68 [2] (0:12.32)	0:36.98	+8
7	8 <b>BRINGME</b> Karl Zechner	8	62.0	0:11.97	1:41.70 [7] (0:16.00)	1:25.70 [6] (0:11.97)	1:13.73 [8] (0:12.19)	1:01.54 [8] (0:12.84)	0:48.70 [8] (0:12.42)	0:36.28 [7] (0:12.22)	0:24.06 [7] (0:11.97)	0:36.28	+13
8	5 <b>SABIE PARK</b> Kenji Yoshida	5	66.1	0:11.70	1:43.32 [8] (0:15.43)	1:27.89 [2] (0:11.70)	1:16.19 [2] (0:12.23)	1:03.96 [2] (0:12.83)	0:51.13 [2] (0:12.58)	0:38.55 [3] (0:12.84)	0:25.71 [6] (0:12.71)	0:38.55	+4

Scratched: Capitan De Seda (#1)

[ ] Ranking at each section and finish  
 -:-:- No data available at this section  
 NA No data available

SCN Saddle cloth number  
 DNF Did not finish  
 DNT Did not track



# Toowoomba QLD Professional

## Race 5: DJL BUILDING GROUP Class 3 Handicap - 1625m

23 March 2024 - 19:47



Track Rating: Good 4, Weather: Showers, Rail Position: +2m Entire

Section				200m				Last 600m	
Field Times				0:12.23 (0:12.23)				0:36.54	
Rank	TAB	Horse/Jockey	Barrier	Top Speed [km/h]	Fastest Section	Margin			Distance Travelled [m]
1	2	<b>WOWIT'S WILLYWONKA</b> Alisha Donald	2	65.8 Overall	0:11.65 1400m	0:12.23 [1] (0:12.23)	1:41.19		0:36.54
2	9	<b>MANTINELLO</b> Micheal Hellyer	9	65.1 Overall	0:11.76 1400m	0:12.05 [2] (0:12.05)	0.2L		0:36.19 +7
3	4	<b>TROPIC SANDS</b> Les Tilley	4	63.9 Overall	0:11.81 1400m	0:12.09 [4] (0:12.09)	1.7L		0:36.34 +6
4	3	<b>SIGOURNEY</b> Nozi Tomizawa	3	64.2 Overall	0:11.66 1400m	0:11.94 [5] (0:11.94)	1.8L		0:36.30 +1
5	6	<b>ZOU ZOUAMORE</b> Georgina Cartwright	6	63.4 400m	0:11.74 1400m	0:11.93 [7] (0:11.93)	2.3L		0:36.17 +3
6	7	<b>BUMP'N'RUN</b> Madeleine Wishart	7	64.1 Overall	0:11.73 1400m	0:12.36 [3] (0:12.36)	2.7L		0:36.98 +8
7	8	<b>BRINGME</b> Karl Zechner	8	62.0 Overall	0:11.97 1400m	0:12.09 [6] (0:12.09)	2.8L		0:36.28 +13
8	5	<b>SABIE PARK</b> Kenji Yoshida	5	66.1 Overall	0:11.70 1400m	0:13.00 [8] (0:13.00)	12.3L		0:38.55 +4

Scratched: Capitan De Seda (#1)

[ ] Ranking at each section and finish  
 -:-:- No data available at this section  
 NA No data available

SCN Saddle cloth number  
 DNF Did not finish  
 DNT Did not track



Horse/Jockey Name	Wowit's Willywonka
Final Rank	1
Fastest Section Time (Section)	0:11.65 (1400m)
Top Speed [km/h] (Section)	65.8 (Overall)
Race State	Finished



Toowoomba QLD Professional

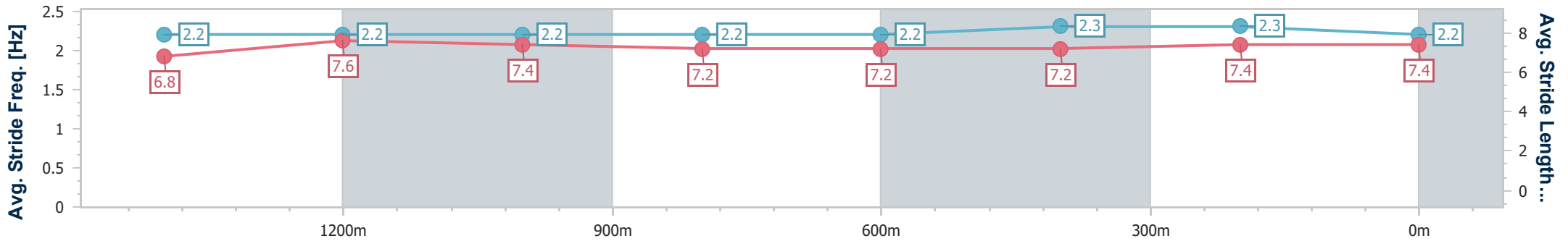
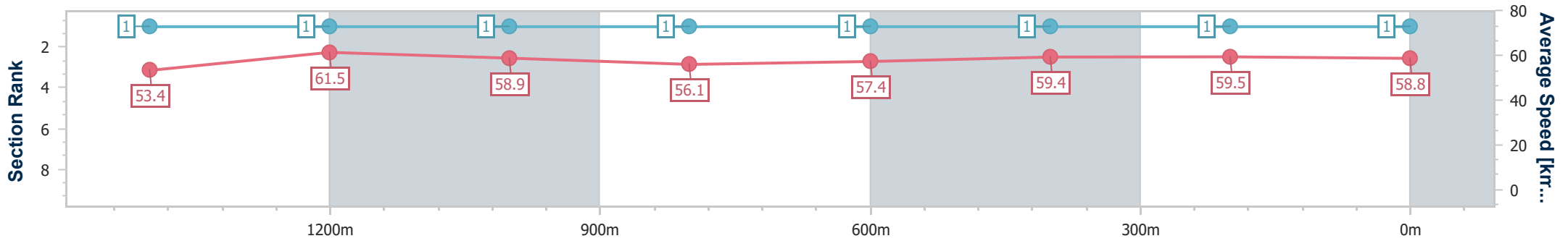
Race 5: DJL BUILDING GROUP Class 3 Handicap - 1625m

23 March 2024 - 19:47



Track Rating: Good 4, Weather: Showers, Rail Position: +2m Entire

Section	Overall	1400m	1200m	1000m	800m	600m	400m	200m
Section Times	1:41.19 [1] (0:15.22)	1:25.97 [1] (0:11.65)	1:14.32 [1] (0:12.27)	1:02.05 [1] (0:12.86)	0:49.19 [1] (0:12.65)	0:36.54 [1] (0:12.17)	0:24.37 [1] (0:12.14)	0:12.23 [1] (0:12.23)
Average Speed [km/h]	53.4	61.5	58.9	56.1	57.4	59.4	59.5	58.8
Top Speed [km/h]	65.8	65.5	60.0	57.3	60.3	60.4	60.3	59.4
Avg. Dist. to Rail [m]	4.1	0.6	0.5	0.7	2.4	1.2	0.7	0.4
Avg. Stride Freq. [Hz]	2.2	2.2	2.2	2.2	2.2	2.3	2.3	2.2
Avg. Stride Length [m]	6.8	7.6	7.4	7.2	7.2	7.2	7.4	7.4



- [ ] Ranking at each section and finish
- .-.- No data available at this section
- NA No data available



Horse/Jockey Name	Martinello
Final Rank	2
Fastest Section Time (Section)	0:11.76 (1400m)
Top Speed [km/h] (Section)	65.1 (Overall)
Race State	Finished



Toowoomba QLD Professional

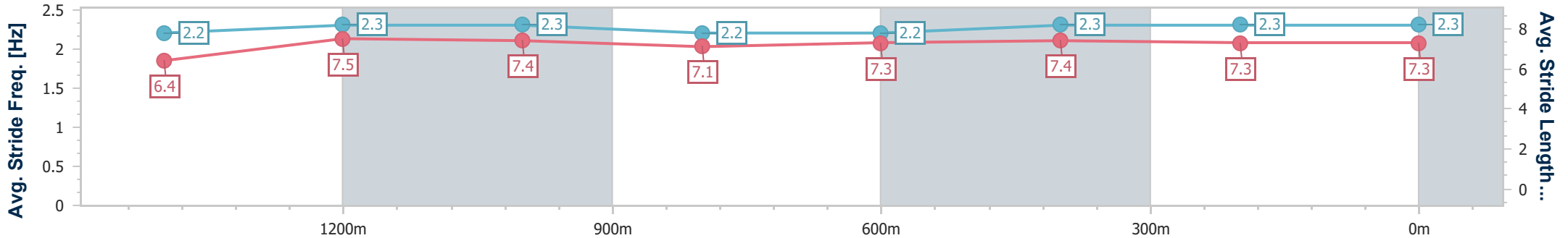
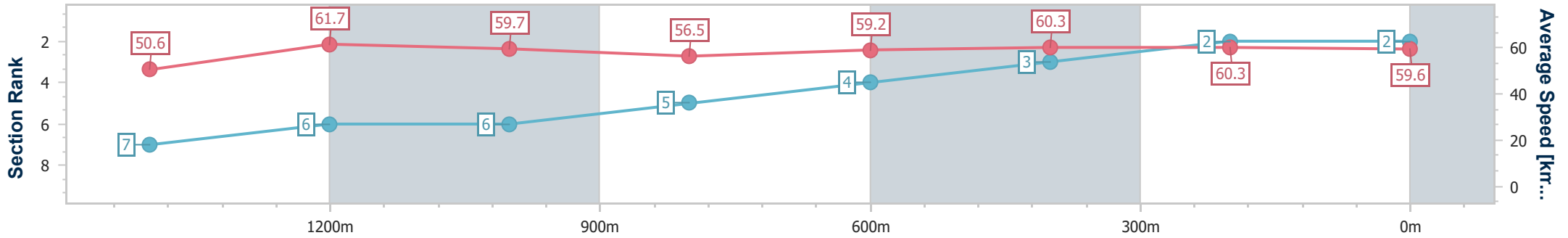
Race 5: DJL BUILDING GROUP Class 3 Handicap - 1625m

23 March 2024 - 19:47



Track Rating: Good 4, Weather: Showers, Rail Position: +2m Entire

Section	Overall	1400m	1200m	1000m	800m	600m	400m	200m
Section Times	1:41.23 [2] (0:16.04)	1:25.19 [7] (0:11.76)	1:13.43 [6] (0:12.08)	1:01.35 [6] (0:12.85)	0:48.50 [5] (0:12.31)	0:36.19 [4] (0:12.10)	0:24.09 [3] (0:12.04)	0:12.05 [2] (0:12.05)
Average Speed [km/h]	50.6	61.7	59.7	56.5	59.2	60.3	60.3	59.6
Top Speed [km/h]	65.1	65.1	61.3	59.4	60.3	61.7	61.1	60.2
Avg. Dist. to Rail [m]	2.7	1.2	2.1	2.7	3.4	2.8	2.5	1.8
Avg. Stride Freq. [Hz]	2.2	2.3	2.3	2.2	2.2	2.3	2.3	2.3
Avg. Stride Length [m]	6.4	7.5	7.4	7.1	7.3	7.4	7.3	7.3



- [ ] Ranking at each section and finish
- .-.- No data available at this section
- NA No data available



Horse/Jockey Name	Tropic Sands
Final Rank	3
Fastest Section Time (Section)	0:11.81 (1400m)
Top Speed [km/h] (Section)	63.9 (Overall)
Race State	Finished



Toowoomba QLD Professional

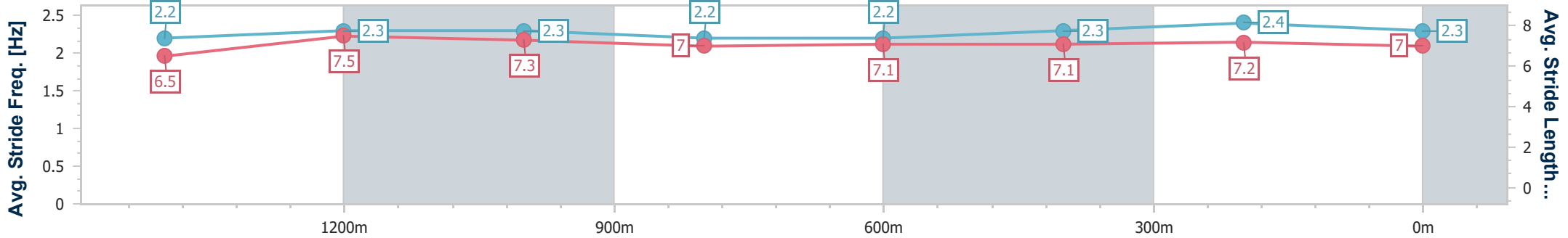
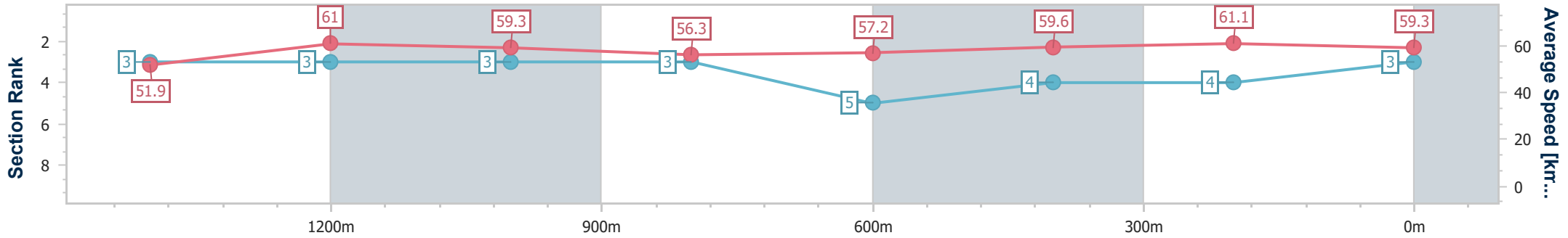
Race 5: DJL BUILDING GROUP Class 3 Handicap - 1625m

23 March 2024 - 19:47



Track Rating: Good 4, Weather: Showers, Rail Position: +2m Entire

Section	Overall	1400m	1200m	1000m	800m	600m	400m	200m
Section Times	1:41.51 [3] (0:15.51)	1:26.00 [3] (0:11.81)	1:14.19 [3] (0:12.18)	1:02.01 [3] (0:12.87)	0:49.14 [3] (0:12.80)	0:36.34 [5] (0:12.26)	0:24.08 [4] (0:11.99)	0:12.09 [4] (0:12.09)
Average Speed [km/h]	51.9	61.0	59.3	56.3	57.2	59.6	61.1	59.3
Top Speed [km/h]	63.9	62.3	61.1	57.8	58.5	61.1	62.1	60.9
Avg. Dist. to Rail [m]	1.5	1.1	1.9	1.7	3.8	3.2	4.7	3.6
Avg. Stride Freq. [Hz]	2.2	2.3	2.3	2.2	2.2	2.3	2.4	2.3
Avg. Stride Length [m]	6.5	7.5	7.3	7.0	7.1	7.1	7.2	7.0



- [ ] Ranking at each section and finish
- .-.- No data available at this section
- NA No data available



Horse/Jockey Name	Sigourney
Final Rank	4
Fastest Section Time (Section)	0:11.66 (1400m)
Top Speed [km/h] (Section)	64.2 (Overall)
Race State	Finished



Toowoomba QLD Professional

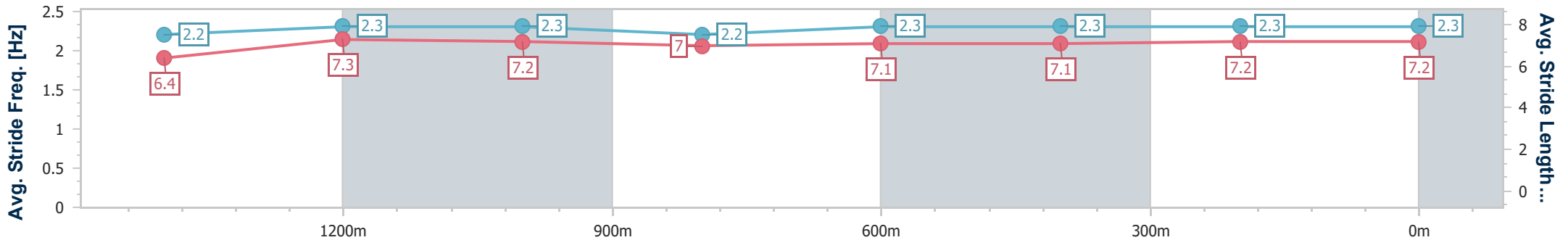
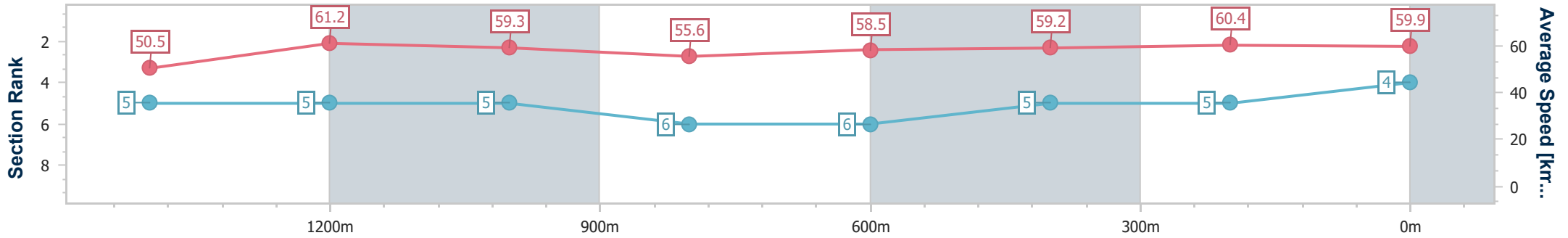
Race 5: DJL BUILDING GROUP Class 3 Handicap - 1625m

23 March 2024 - 19:47



Track Rating: Good 4, Weather: Showers, Rail Position: +2m Entire

Section	Overall	1400m	1200m	1000m	800m	600m	400m	200m
Section Times	1:41.52 [4] (0:15.97)	1:25.55 [5] (0:11.66)	1:13.89 [5] (0:12.18)	1:01.71 [5] (0:13.03)	0:48.68 [6] (0:12.38)	0:36.30 [6] (0:12.34)	0:23.96 [5] (0:12.02)	0:11.94 [5] (0:11.94)
Average Speed [km/h]	50.5	61.2	59.3	55.6	58.5	59.2	60.4	59.9
Top Speed [km/h]	64.2	63.8	60.4	57.7	60.6	61.3	61.2	61.2
Avg. Dist. to Rail [m]	2.3	1.6	1.3	1.6	2.4	2.6	1.2	1.2
Avg. Stride Freq. [Hz]	2.2	2.3	2.3	2.2	2.3	2.3	2.3	2.3
Avg. Stride Length [m]	6.4	7.3	7.2	7.0	7.1	7.1	7.2	7.2



- [ ] Ranking at each section and finish
- .-.- No data available at this section
- NA No data available



Horse/Jockey Name	Zou Zouamore
Final Rank	5
Fastest Section Time (Section)	0:11.74 (1400m)
Top Speed [km/h] (Section)	63.4 (400m)
Race State	Finished



Toowoomba QLD Professional

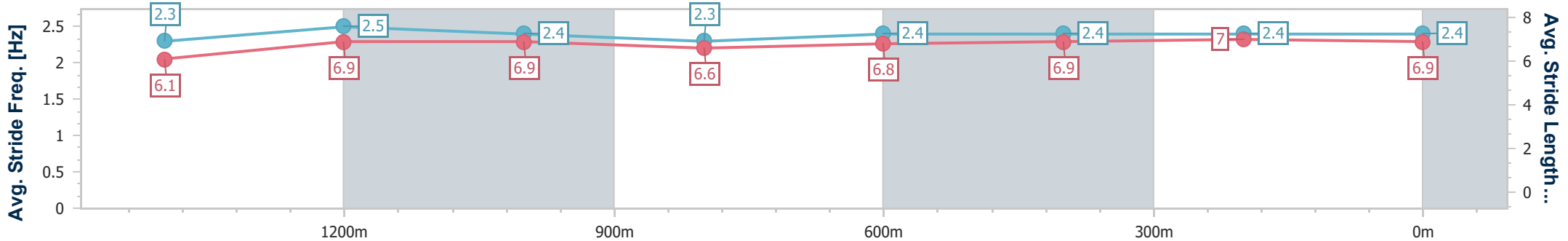
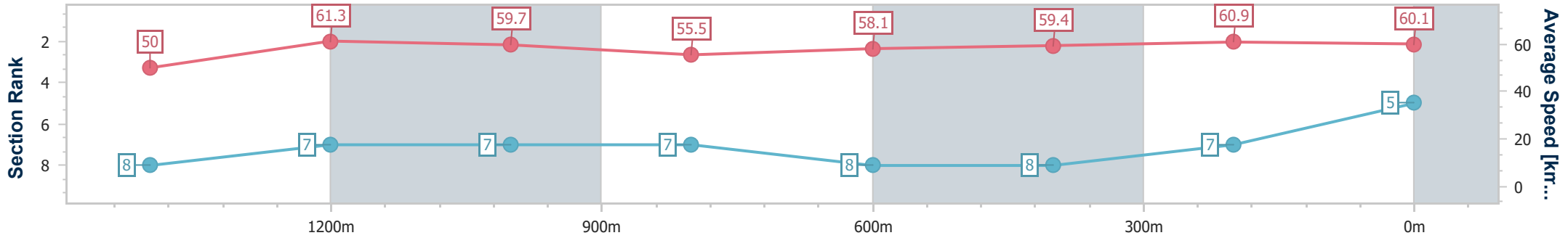
Race 5: DJL BUILDING GROUP Class 3 Handicap - 1625m

23 March 2024 - 19:47



Track Rating: Good 4, Weather: Showers, Rail Position: +2m Entire

Section	Overall	1400m	1200m	1000m	800m	600m	400m	200m
Section Times	1:41.61 [5] (0:16.14)	1:25.47 [8] (0:11.74)	1:13.73 [7] (0:12.12)	1:01.61 [7] (0:12.98)	0:48.63 [7] (0:12.46)	0:36.17 [8] (0:12.29)	0:23.88 [8] (0:11.95)	0:11.93 [7] (0:11.93)
Average Speed [km/h]	50.0	61.3	59.7	55.5	58.1	59.4	60.9	60.1
Top Speed [km/h]	63.1	62.8	60.4	59.1	61.2	61.8	63.4	61.7
Avg. Dist. to Rail [m]	4.1	1.4	1.6	0.7	2.1	2.6	3.6	1.6
Avg. Stride Freq. [Hz]	2.3	2.5	2.4	2.3	2.4	2.4	2.4	2.4
Avg. Stride Length [m]	6.1	6.9	6.9	6.6	6.8	6.9	7.0	6.9



- [ ] Ranking at each section and finish
- .-.- No data available at this section
- NA No data available



Horse/Jockey Name	Bump'n'run
Final Rank	6
Fastest Section Time (Section)	0:11.73 (1400m)
Top Speed [km/h] (Section)	64.1 (Overall)
Race State	Finished



Toowoomba QLD Professional

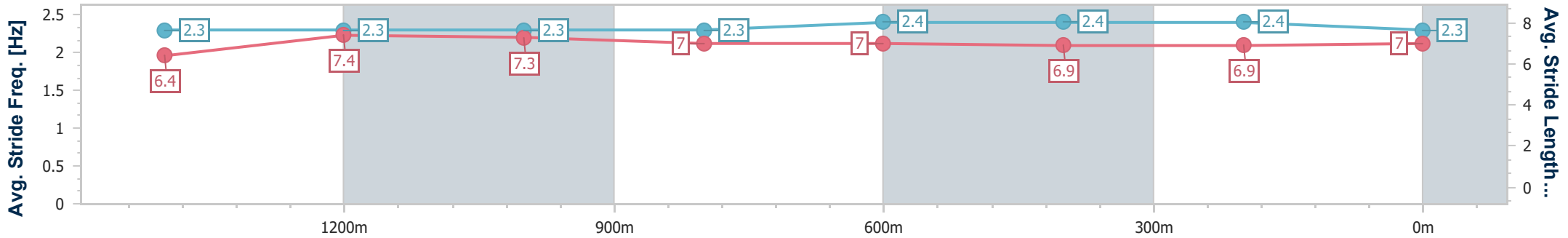
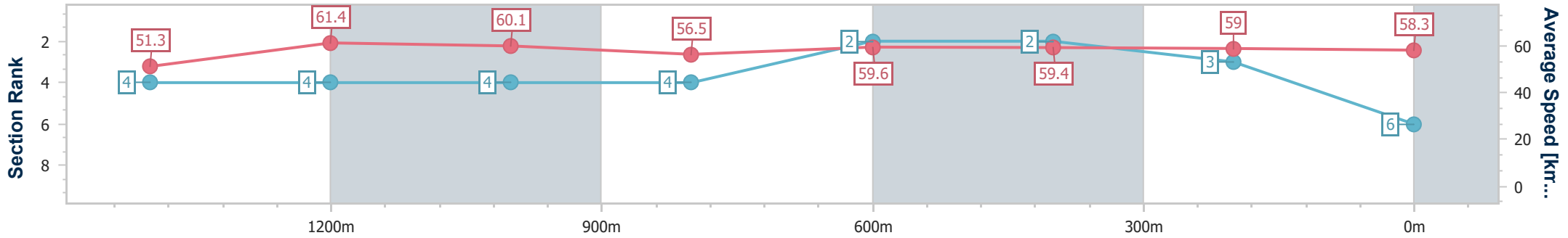
Race 5: DJL BUILDING GROUP Class 3 Handicap - 1625m

23 March 2024 - 19:47



Track Rating: Good 4, Weather: Showers, Rail Position: +2m Entire

Section	Overall	1400m	1200m	1000m	800m	600m	400m	200m
Section Times	1:41.68 [6] (0:15.82)	1:25.86 [4] (0:11.73)	1:14.13 [4] (0:12.00)	1:02.13 [4] (0:12.91)	0:49.22 [4] (0:12.24)	0:36.98 [2] (0:12.30)	0:24.68 [2] (0:12.32)	0:12.36 [3] (0:12.36)
Average Speed [km/h]	51.3	61.4	60.1	56.5	59.6	59.4	59.0	58.3
Top Speed [km/h]	64.1	63.7	61.3	58.7	61.2	60.6	60.4	58.8
Avg. Dist. to Rail [m]	2.3	0.5	2.7	2.9	4.2	3.1	3.3	1.7
Avg. Stride Freq. [Hz]	2.3	2.3	2.3	2.3	2.4	2.4	2.4	2.3
Avg. Stride Length [m]	6.4	7.4	7.3	7.0	7.0	6.9	6.9	7.0



- [ ] Ranking at each section and finish
- .-.- No data available at this section
- NA No data available





Horse/Jockey Name	Bringme
Final Rank	7
Fastest Section Time (Section)	0:11.97 (1400m)
Top Speed [km/h] (Section)	62.0 (Overall)
Race State	Finished



Toowoomba QLD Professional

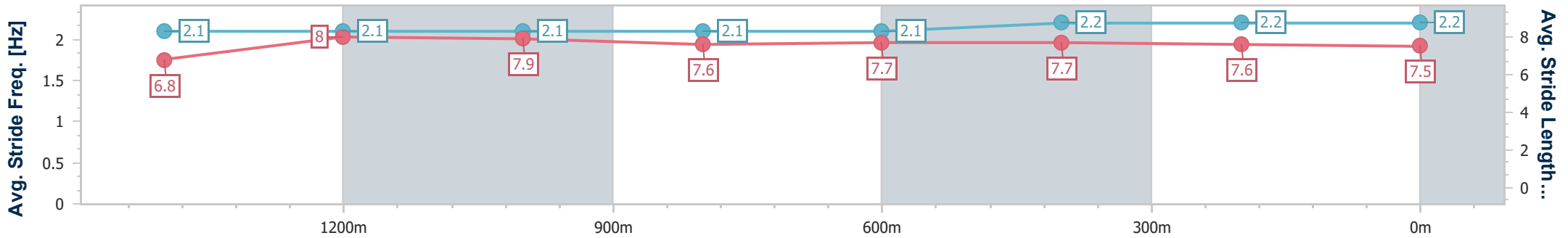
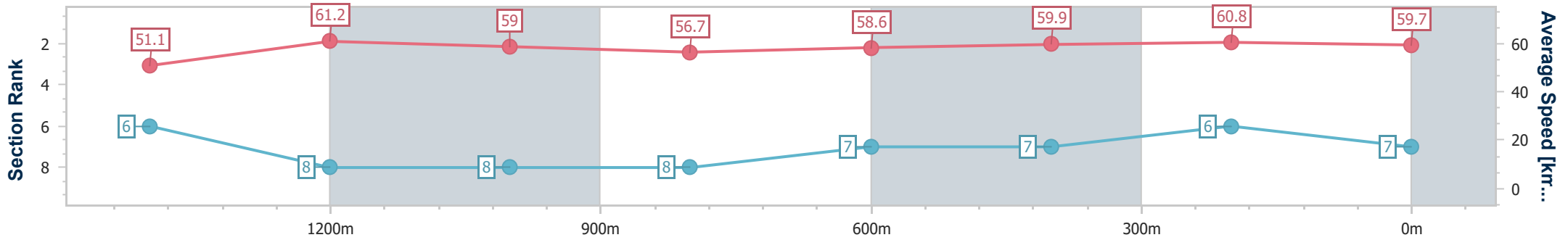
Race 5: DJL BUILDING GROUP Class 3 Handicap - 1625m

23 March 2024 - 19:47



Track Rating: Good 4, Weather: Showers, Rail Position: +2m Entire

Section	Overall	1400m	1200m	1000m	800m	600m	400m	200m
Section Times	1:41.70 [7] (0:16.00)	1:25.70 [6] (0:11.97)	1:13.73 [8] (0:12.19)	1:01.54 [8] (0:12.84)	0:48.70 [8] (0:12.42)	0:36.28 [7] (0:12.22)	0:24.06 [7] (0:11.97)	0:12.09 [6] (0:12.09)
Average Speed [km/h]	51.1	61.2	59.0	56.7	58.6	59.9	60.8	59.7
Top Speed [km/h]	62.0	62.0	60.6	59.8	60.5	60.5	61.5	60.5
Avg. Dist. to Rail [m]	8.0	2.5	2.6	3.3	3.2	3.0	3.8	3.7
Avg. Stride Freq. [Hz]	2.1	2.1	2.1	2.1	2.1	2.2	2.2	2.2
Avg. Stride Length [m]	6.8	8.0	7.9	7.6	7.7	7.7	7.6	7.5



- [ ] Ranking at each section and finish
- .-.-.- No data available at this section
- NA No data available



Horse/Jockey Name	Sabie Park
Final Rank	8
Fastest Section Time (Section)	0:11.70 (1400m)
Top Speed [km/h] (Section)	66.1 (Overall)
Race State	Finished



Toowoomba QLD Professional

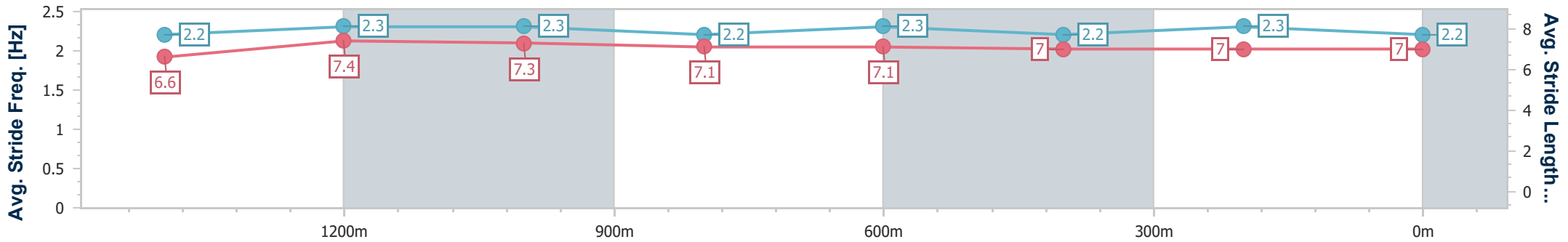
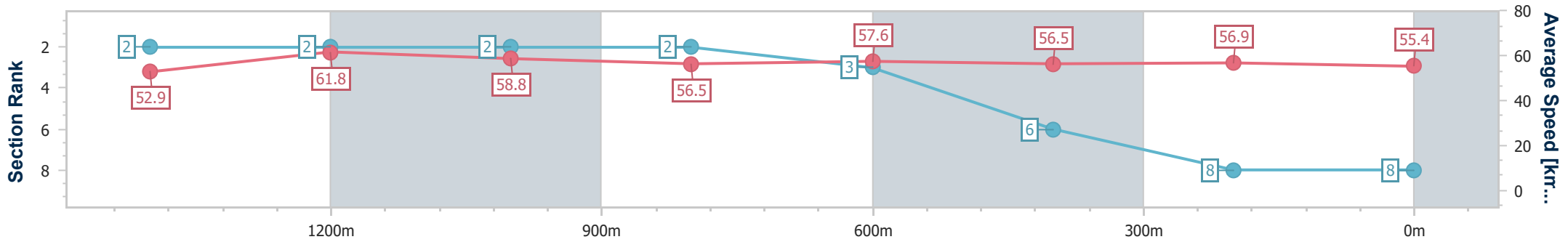
Race 5: DJL BUILDING GROUP Class 3 Handicap - 1625m

23 March 2024 - 19:47



Track Rating: Good 4, Weather: Showers, Rail Position: +2m Entire

Section	Overall	1400m	1200m	1000m	800m	600m	400m	200m				
Section Times	1:43.32 [8] (0:15.43)	1:27.89 [2] (0:11.70)	1:16.19 [2] (0:12.23)	1:03.96 [2] (0:12.83)	0:51.13 [2] (0:12.58)	0:38.55 [3] (0:12.84)	0:25.71 [6] (0:12.71)	0:13.00 [8] (0:13.00)				
Average Speed [km/h]	52.9	61.8	58.8	56.5	57.6	56.5	56.9	55.4				
Top Speed [km/h]	66.1	63.9	59.8	57.6	60.2	59.0	58.5	58.6				
Avg. Dist. to Rail [m]	6.1	0.4	1.5	1.3	2.4	1.5	1.3	1.4				
Avg. Stride Freq. [Hz]	2.2	2.3	2.3	2.2	2.3	2.2	2.3	2.2				
Avg. Stride Length [m]	6.6	7.4	7.3	7.1	7.1	7.0	7.0	7.0				



- [ ] Ranking at each section and finish
- .-.- No data available at this section
- NA No data available



# Toowoomba QLD Professional

## Race 6: PLATINUM GLASS & SECURITY BENCHMARK 70 Handicap - 1300m

23 March 2024 - 20:23



Track Rating: Soft 5, Weather: Showers, Rail Position: +2m Entire

Section		Overall	1200m	1000m	800m	600m	400m	Last 600m				
Field Times		1:19.80 (0:08.34)	1:11.46 (0:11.03)	1:00.43 (0:11.45)	0:48.98 (0:11.43)	0:37.55 (0:12.41)	0:25.14 (0:12.68)	0:37.55				
Rank	TAB Horse/Jockey	Barrier	Top Speed [km/h]	Fastest Section						Distance Travelled [m]		
1	4 <b>GOLDEELUCK</b> Nozi Tomizawa	4	66.3 1200m	0:08.78 Overall	1:19.80 [1] (0:08.78)	1:11.02 [5] (0:11.05)	0:59.97 [6] (0:11.33)	0:48.64 [4] (0:11.71)	0:36.93 [4] (0:12.36)	0:24.57 [5] (0:12.11)	0:36.93	
2	7 <b>SHADYVALE STORM</b> Madeleine Wishart	7	66.5 1200m	0:08.34 Overall	1:20.23 [2] (0:08.34)	1:11.89 [1] (0:11.17)	1:00.72 [2] (0:11.51)	0:49.21 [3] (0:11.72)	0:37.49 [3] (0:12.33)	0:25.16 [2] (0:12.48)	0:37.49	-4
3	2 <b>DOCTOR TEEKAY</b> Georgina Cartwright	2	66.9 1200m	0:08.79 Overall	1:20.65 [3] (0:08.79)	1:11.86 [6] (0:10.99)	1:00.87 [4] (0:11.38)	0:49.49 [5] (0:11.74)	0:37.75 [5] (0:12.18)	0:25.57 [3] (0:12.60)	0:37.75	+3
4	5 <b>OUR FREE SPIRIT</b> Stacey Callow	5	67.9 1200m	0:08.52 Overall	1:20.71 [4] (0:08.52)	1:12.19 [2] (0:10.85)	1:01.34 [1] (0:11.45)	0:49.89 [1] (0:11.43)	0:38.46 [1] (0:12.41)	0:26.05 [1] (0:12.80)	0:38.46	-8
5	1 <b>GAIUS</b> Olivia Webb	1	66.5 1200m	0:08.77 Overall	1:22.37 [5] (0:08.77)	1:13.60 [4] (0:11.00)	1:02.60 [3] (0:11.43)	0:51.17 [6] (0:12.01)	0:39.16 [6] (0:12.56)	0:26.60 [6] (0:12.61)	0:39.16	-4
6	3 <b>CRACKER ESSGEE</b> Ryan Wiggins	3	67.7 1000m	0:08.76 Overall	1:22.57 [6] (0:08.76)	1:13.81 [3] (0:11.03)	1:02.78 [5] (0:11.21)	0:51.57 [2] (0:11.71)	0:39.86 [2] (0:12.40)	0:27.46 [4] (0:12.88)	0:39.86	-2

Did Not Finish: He Knows (#6)

[ ] Ranking at each section and finish  
 -:-:- No data available at this section  
 NA No data available

SCN Saddle cloth number  
 DNF Did not finish  
 DNT Did not track



# Toowoomba QLD Professional

## Race 6: PLATINUM GLASS & SECURITY BENCHMARK 70 Handicap - 1300m

23 March 2024 - 20:23



Track Rating: Soft 5, Weather: Showers, Rail Position: +2m Entire

Section							200m			Last 600m
Field Times							0:12.46 (0:12.46)			0:37.55
Rank	TAB	Horse/Jockey	Barrier	Top Speed [km/h]	Fastest Section	Margin			Distance Travelled [m]	
1	4	<b>GOLDEELUCK</b> Nozi Tomizawa	4	66.3 1200m	0:08.78 Overall	0:12.46 [1] (0:12.46)	1:19.80		0:36.93	
2	7	<b>SHADYVALE STORM</b> Madeleine Wishart	7	66.5 1200m	0:08.34 Overall	0:12.68 [3] (0:12.68)	2.5L		0:37.49 -4	
3	2	<b>DOCTOR TEEKAY</b> Georgina Cartwright	2	66.9 1200m	0:08.79 Overall	0:12.97 [4] (0:12.97)	5L		0:37.75 +3	
4	5	<b>OUR FREE SPIRIT</b> Stacey Callow	5	67.9 1200m	0:08.52 Overall	0:13.25 [2] (0:13.25)	5.2L		0:38.46 -8	
5	1	<b>GAIUS</b> Olivia Webb	1	66.5 1200m	0:08.77 Overall	0:13.99 [6] (0:13.99)	14.7L		0:39.16 -4	
6	3	<b>CRACKER ESSGEE</b> Ryan Wiggins	3	67.7 1000m	0:08.76 Overall	0:14.58 [5] (0:14.58)	15.7L		0:39.86 -2	

Did Not Finish: He Knows (#6)



Horse/Jockey Name	Goldeeluck
Final Rank	1
Fastest Section Time (Section)	0:08.78 (Overall)
Top Speed [km/h] (Section)	66.3 (1200m)
Race State	Finished

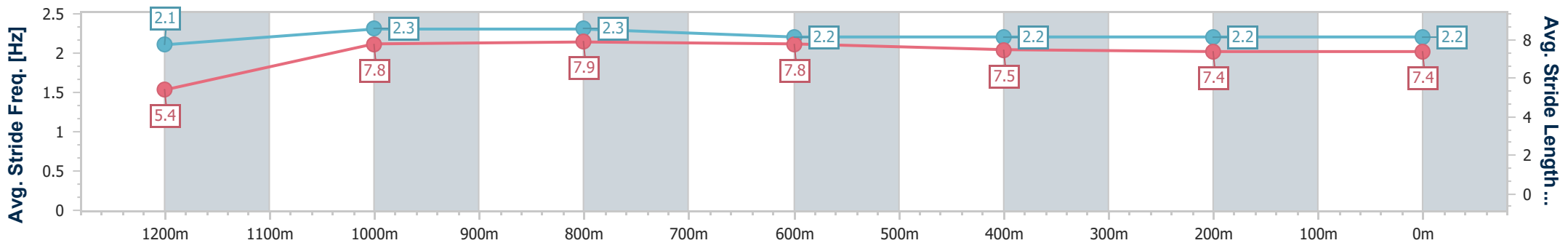
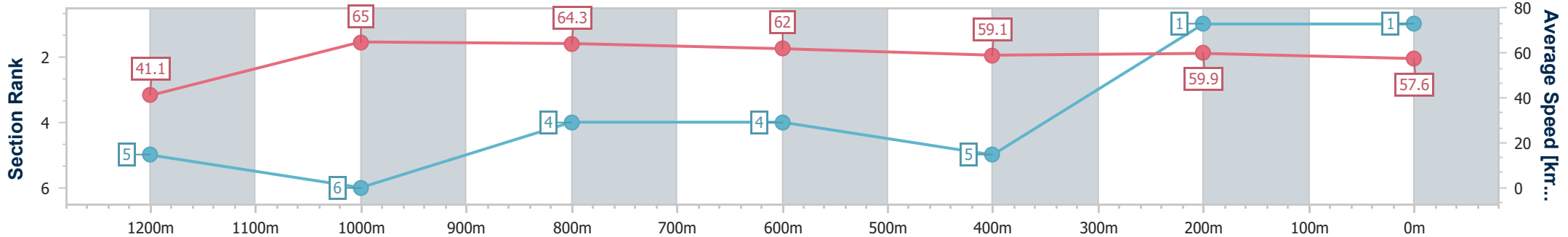


Toowoomba QLD Professional  
 Race 6: PLATINUM GLASS & SECURITY BENCHMARK 70  
 Handicap - 1300m  
 23 March 2024 - 20:23



Track Rating: Soft 5, Weather: Showers, Rail Position: +2m Entire

Section	Overall	1200m	1000m	800m	600m	400m	200m
Section Times	1:19.80 [1] (0:08.78)	1:11.02 [5] (0:11.05)	0:59.97 [6] (0:11.33)	0:48.64 [4] (0:11.71)	0:36.93 [4] (0:12.36)	0:24.57 [5] (0:12.11)	0:12.46 [1] (0:12.46)
Average Speed [km/h]	41.1	65.0	64.3	62.0	59.1	59.9	57.6
Top Speed [km/h]	64.3	66.3	65.4	63.2	60.7	61.2	59.5
Avg. Dist. to Rail [m]	5.8	2.8	2.8	2.7	2.4	2.4	2.1
Avg. Stride Freq. [Hz]	2.1	2.3	2.3	2.2	2.2	2.2	2.2
Avg. Stride Length [m]	5.4	7.8	7.9	7.8	7.5	7.4	7.4



- [ ] Ranking at each section and finish
- .-.- No data available at this section
- NA No data available



Horse/Jockey Name	Shadyvale Storm
Final Rank	2
Fastest Section Time (Section)	0:08.34 (Overall)
Top Speed [km/h] (Section)	66.5 (1200m)
Race State	Finished

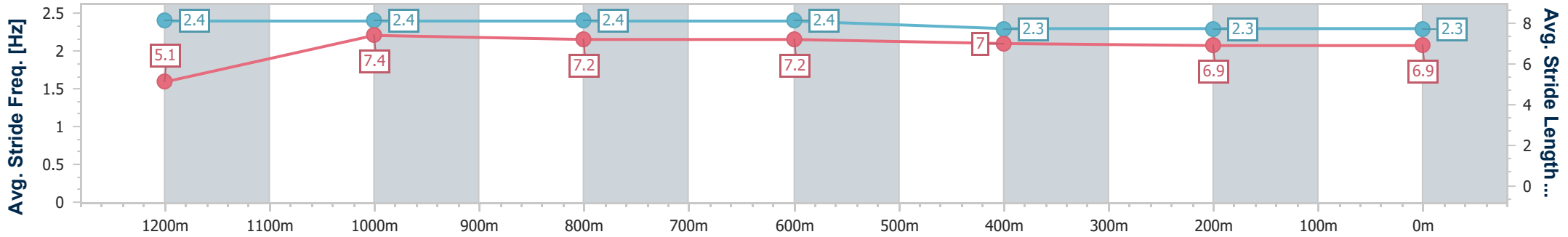
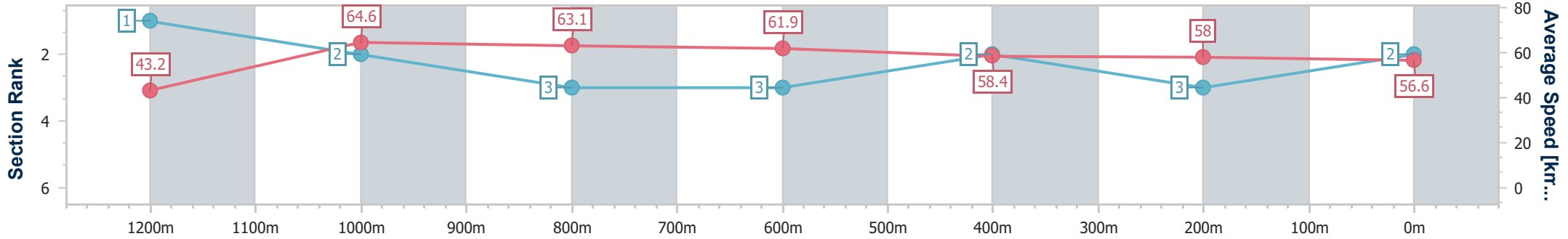


Toowoomba QLD Professional  
 Race 6: PLATINUM GLASS & SECURITY BENCHMARK 70  
 Handicap - 1300m  
 23 March 2024 - 20:23



Track Rating: Soft 5, Weather: Showers, Rail Position: +2m Entire

Section	Overall	1200m	1000m	800m	600m	400m	200m
Section Times	1:20.23 [2] (0:08.34)	1:11.89 [1] (0:11.17)	1:00.72 [2] (0:11.51)	0:49.21 [3] (0:11.72)	0:37.49 [3] (0:12.33)	0:25.16 [2] (0:12.48)	0:12.68 [3] (0:12.68)
Average Speed [km/h]	43.2	64.6	63.1	61.9	58.4	58.0	56.6
Top Speed [km/h]	62.3	66.5	64.3	62.9	61.5	58.5	57.9
Avg. Dist. to Rail [m]	5.1	4.0	3.6	1.7	0.9	1.2	2.5
Avg. Stride Freq. [Hz]	2.4	2.4	2.4	2.4	2.3	2.3	2.3
Avg. Stride Length [m]	5.1	7.4	7.2	7.2	7.0	6.9	6.9



- [ ] Ranking at each section and finish
- .-.- No data available at this section
- NA No data available



Horse/Jockey Name	Doctor Teekay
Final Rank	3
Fastest Section Time (Section)	0:08.79 (Overall)
Top Speed [km/h] (Section)	66.9 (1200m)
Race State	Finished

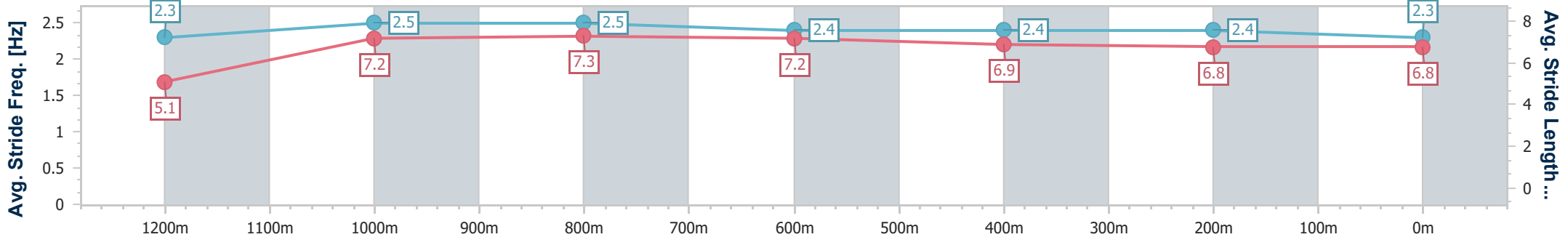
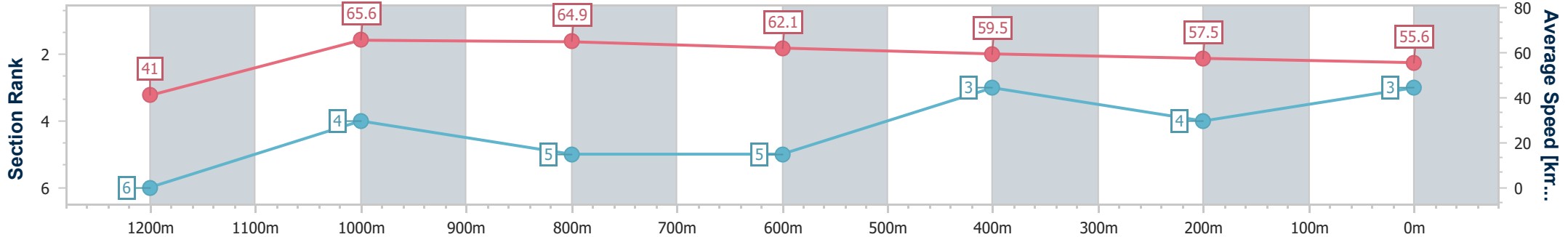


Toowoomba QLD Professional  
 Race 6: PLATINUM GLASS & SECURITY BENCHMARK 70  
 Handicap - 1300m  
 23 March 2024 - 20:23



Track Rating: Soft 5, Weather: Showers, Rail Position: +2m Entire

Section	Overall	1200m	1000m	800m	600m	400m	200m
Section Times	1:20.65 [3] (0:08.79)	1:11.86 [6] (0:10.99)	1:00.87 [4] (0:11.38)	0:49.49 [5] (0:11.74)	0:37.75 [5] (0:12.18)	0:25.57 [3] (0:12.60)	0:12.97 [4]
Average Speed [km/h]	41.0	65.6	64.9	62.1	59.5	57.5	55.6
Top Speed [km/h]	62.6	66.9	66.9	63.4	62.1	58.7	56.0
Avg. Dist. to Rail [m]	12.4	7.5	6.7	3.6	1.8	2.3	2.9
Avg. Stride Freq. [Hz]	2.3	2.5	2.5	2.4	2.4	2.4	2.3
Avg. Stride Length [m]	5.1	7.2	7.3	7.2	6.9	6.8	6.8



- [ ] Ranking at each section and finish
- .-.- No data available at this section
- NA No data available



Horse/Jockey Name	Our Free Spirit
Final Rank	4
Fastest Section Time (Section)	0:08.52 (Overall)
Top Speed [km/h] (Section)	67.9 (1200m)
Race State	Finished

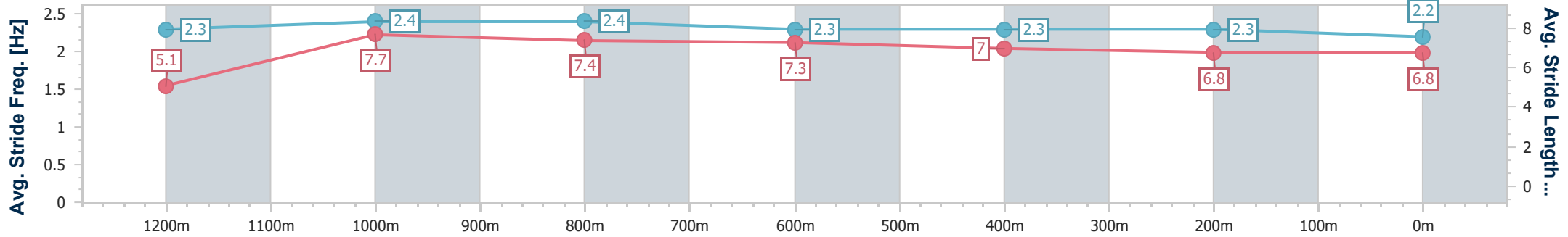
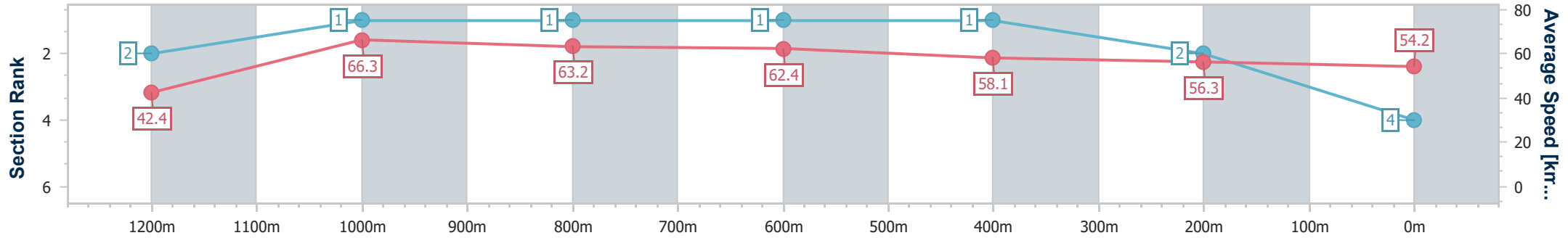


Toowoomba QLD Professional  
 Race 6: PLATINUM GLASS & SECURITY BENCHMARK 70  
 Handicap - 1300m  
 23 March 2024 - 20:23



Track Rating: Soft 5, Weather: Showers, Rail Position: +2m Entire

Section	Overall	1200m	1000m	800m	600m	400m	200m
Section Times	1:20.71 [4] (0:08.52)	1:12.19 [2] (0:10.85)	1:01.34 [1] (0:11.45)	0:49.89 [1] (0:11.43)	0:38.46 [1] (0:12.41)	0:26.05 [1] (0:12.80)	0:13.25 [2] (0:13.25)
Average Speed [km/h]	42.4	66.3	63.2	62.4	58.1	56.3	54.2
Top Speed [km/h]	65.4	67.9	65.8	63.1	61.0	57.2	55.6
Avg. Dist. to Rail [m]	7.3	2.3	1.4	2.3	0.6	0.4	0.2
Avg. Stride Freq. [Hz]	2.3	2.4	2.4	2.3	2.3	2.3	2.2
Avg. Stride Length [m]	5.1	7.7	7.4	7.3	7.0	6.8	6.8



- [ ] Ranking at each section and finish
- .-.- No data available at this section
- NA No data available





Horse/Jockey Name	Gaius
Final Rank	5
Fastest Section Time (Section)	0:08.77 (Overall)
Top Speed [km/h] (Section)	66.5 (1200m)
Race State	Finished

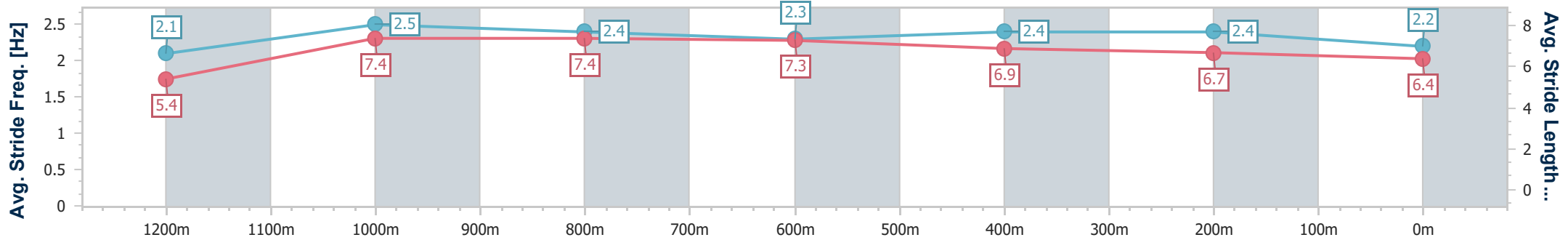
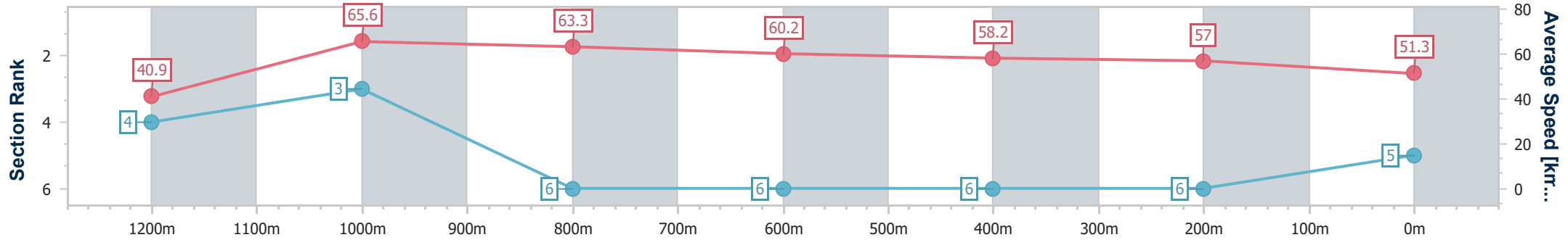


Toowoomba QLD Professional  
 Race 6: PLATINUM GLASS & SECURITY BENCHMARK 70  
 Handicap - 1300m  
 23 March 2024 - 20:23



Track Rating: Soft 5, Weather: Showers, Rail Position: +2m Entire

Section	Overall	1200m	1000m	800m	600m	400m	200m
Section Times	1:22.37 [5] (0:08.77)	1:13.60 [4] (0:11.00)	1:02.60 [3] (0:11.43)	0:51.17 [6] (0:12.01)	0:39.16 [6] (0:12.56)	0:26.60 [6] (0:12.61)	0:13.99 [6] (0:13.99)
Average Speed [km/h]	40.9	65.6	63.3	60.2	58.2	57.0	51.3
Top Speed [km/h]	63.2	66.5	65.2	61.8	60.2	58.6	55.3
Avg. Dist. to Rail [m]	5.7	1.8	1.1	3.1	2.4	0.5	1.2
Avg. Stride Freq. [Hz]	2.1	2.5	2.4	2.3	2.4	2.4	2.2
Avg. Stride Length [m]	5.4	7.4	7.4	7.3	6.9	6.7	6.4



- [ ] Ranking at each section and finish
- .-.- No data available at this section
- NA No data available



Horse/Jockey Name	Cracker Essgee
Final Rank	6
Fastest Section Time (Section)	0:08.76 (Overall)
Top Speed [km/h] (Section)	67.7 (1000m)
Race State	Finished

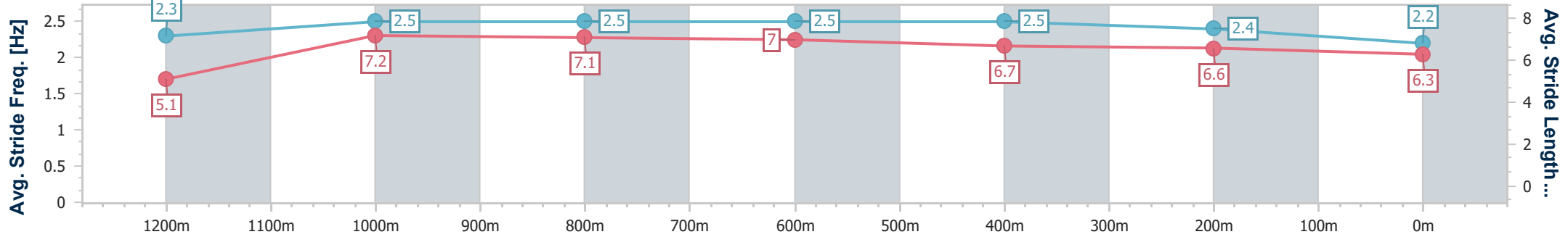
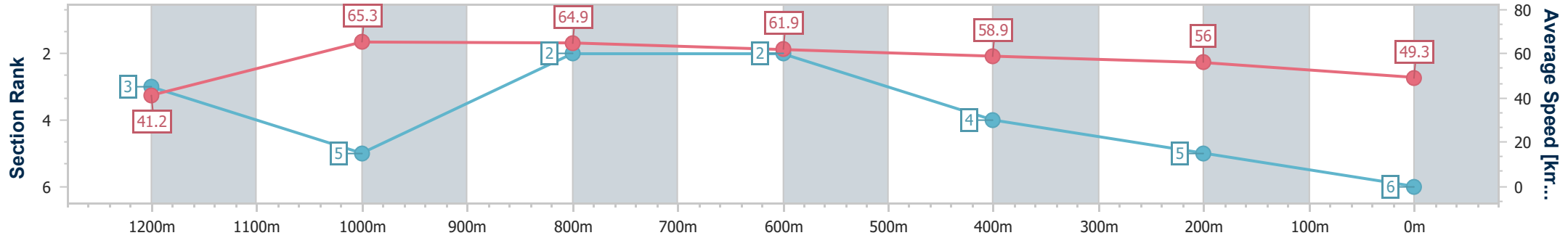


Toowoomba QLD Professional  
 Race 6: PLATINUM GLASS & SECURITY BENCHMARK 70  
 Handicap - 1300m  
 23 March 2024 - 20:23



Track Rating: Soft 5, Weather: Showers, Rail Position: +2m Entire

Section	Overall	1200m	1000m	800m	600m	400m	200m
Section Times	1:22.57 [6] (0:08.76)	1:13.81 [3] (0:11.03)	1:02.78 [5] (0:11.21)	0:51.57 [2] (0:11.71)	0:39.86 [2] (0:12.40)	0:27.46 [4] (0:12.88)	0:14.58 [5] (0:14.58)
Average Speed [km/h]	41.2	65.3	64.9	61.9	58.9	56.0	49.3
Top Speed [km/h]	64.4	67.3	67.7	63.0	60.6	57.8	53.7
Avg. Dist. to Rail [m]	9.6	3.9	3.0	2.9	2.6	0.8	0.5
Avg. Stride Freq. [Hz]	2.3	2.5	2.5	2.5	2.5	2.4	2.2
Avg. Stride Length [m]	5.1	7.2	7.1	7.0	6.7	6.6	6.3



- [ ] Ranking at each section and finish
- .-.- No data available at this section
- NA No data available



Horse/Jockey Name	He Knows
Final Rank	2147483647
Fastest Section Time (Section)	0:09.04 (Overall)
Top Speed [km/h] (Section)	67.5 (1200m)
Race State	DidNotFinish

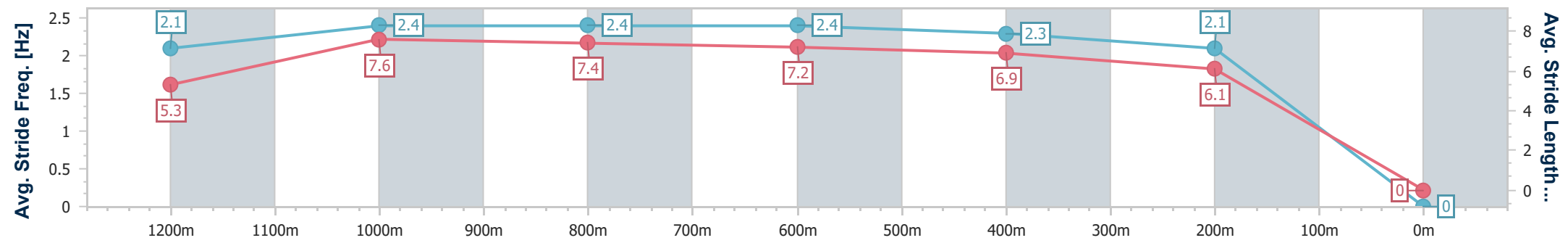
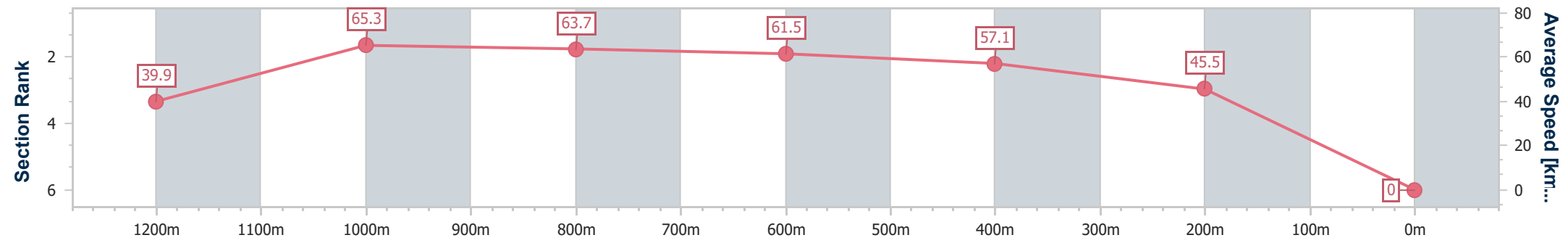


Toowoomba QLD Professional  
 Race 6: PLATINUM GLASS & SECURITY BENCHMARK 70  
 Handicap - 1300m  
 23 March 2024 - 20:23



Track Rating: Soft 5, Weather: Showers, Rail Position: +2m Entire

Section	Overall	1200m	1000m	800m	600m	400m	200m						
Section Times	0:00.00 [2147483647 1 (0:09.04)	0:00.00 [7] (0:11.09)	0:00.00 [7] (0:11.40)	0:00.00 [7] (0:11.76)	0:00.00 [7] (0:12.63)	0:00.00 [7] (0:15.91)	-:--:--						
Average Speed [km/h]	39.9	65.3	63.7	61.5	57.1	45.5	0.0						
Top Speed [km/h]	61.1	67.5	67.3	63.6	59.8	54.4	--:--						
Avg. Dist. to Rail [m]	10.0	4.5	2.9	1.7	1.2	2.9	0.0						
Avg. Stride Freq. [Hz]	2.1	2.4	2.4	2.4	2.3	2.1	--:--						
Avg. Stride Length [m]	5.3	7.6	7.4	7.2	6.9	6.1	--:--						



- [ ] Ranking at each section and finish
- :--:-- No data available at this section
- NA No data available

- [ ] Ranking at each section and finish
- :--:- No data available at this section
- NA No data available



# Toowoomba QLD Professional

## Race 7: BNW AUTOMOTIVE Maiden Plate - 2000m

23 March 2024 - 20:55



Track Rating: Soft 5, Weather: Showers, Rail Position: +2m Entire

Section		Overall	1800m	1600m	1400m	1200m	1000m	800m	Last 600m				
Field Times		2:09.04 (0:14.88)	1:54.16 (0:11.70)	1:42.46 (0:12.22)	1:30.24 (0:12.72)	1:17.52 (0:13.09)	1:04.43 (0:13.20)	0:51.23 (0:12.76)	0:38.47				
Rank	TAB Horse/Jockey	Barrier	Top Speed [km/h]	Fastest Section									Distance Travelled [m]
1	1 BATTALION Les Tilley	1	62.8	0:11.70	2:09.04 [1] (0:14.88)	1:54.16 [1] (0:11.70)	1:42.46 [1] (0:12.22)	1:30.24 [1] (0:12.72)	1:17.52 [1] (0:13.09)	1:04.43 [1] (0:13.20)	0:51.23 [1] (0:12.76)	0:38.47	
2	6 SUBAQUA Micheal Hellyer	6	62.2	0:11.78	2:09.06 [2] (0:15.60)	1:53.46 [6] (0:11.78)	1:41.68 [5] (0:12.04)	1:29.64 [5] (0:12.89)	1:16.75 [6] (0:13.06)	1:03.69 [5] (0:13.29)	0:50.40 [4] (0:12.53)	0:37.87	+16
3	8 IN THE PICTURE Olivia Webb	8	62.8	0:11.96	2:09.64 [3] (0:15.49)	1:54.15 [5] (0:11.96)	1:42.19 [6] (0:12.03)	1:30.16 [6] (0:12.80)	1:17.36 [5] (0:13.14)	1:04.22 [6] (0:13.40)	0:50.82 [6] (0:12.70)	0:38.12	+2
4	4 VAIN LUKE Sophie Wilcock	4	62.3	0:11.95	2:09.74 [4] (0:15.28)	1:54.46 [4] (0:11.95)	1:42.51 [4] (0:12.09)	1:30.42 [4] (0:12.76)	1:17.66 [4] (0:13.12)	1:04.54 [4] (0:13.50)	0:51.04 [5] (0:12.71)	0:38.33	+10
5	7 THE MAGICIAN Karl Zechner	7	61.6	0:12.01	2:09.79 [5] (0:15.80)	1:53.99 [7] (0:12.04)	1:41.95 [7] (0:12.01)	1:29.94 [7] (0:12.78)	1:17.16 [7] (0:13.11)	1:04.05 [7] (0:13.35)	0:50.70 [7] (0:12.60)	0:38.10	+7
6	5 CRUSADER RAZOR Ryan Wiggins	5	62.5	0:11.82	2:10.10 [6] (0:15.07)	1:55.03 [3] (0:11.82)	1:43.21 [3] (0:12.09)	1:31.12 [3] (0:12.89)	1:18.23 [3] (0:13.12)	1:05.11 [3] (0:13.22)	0:51.89 [3] (0:12.77)	0:39.12	+10
7	2 BOMBAY BRAWLER Alisha Donald	2	63.4	0:11.69	2:10.34 [7] (0:15.00)	1:55.34 [2] (0:11.69)	1:43.65 [2] (0:12.20)	1:31.45 [2] (0:12.76)	1:18.69 [2] (0:13.05)	1:05.64 [2] (0:13.17)	0:52.47 [2] (0:12.80)	0:39.67	+7

Scratched: Klang Boy (#3)



**Toowoomba QLD Professional**  
**Race 7: BNW AUTOMOTIVE Maiden Plate - 2000m**  
**23 March 2024 - 20:55**



Track Rating: Soft 5, Weather: Showers, Rail Position: +2m Entire

Section				600m	400m	200m			Last 600m	
Field Times				0:38.47 (0:12.79)	0:25.68 (0:12.72)	0:12.96 (0:12.96)			0:38.47	
Rank	TAB	Horse/Jockey	Barrier	Top Speed [km/h]	Fastest Section	Margin			Distance Travelled [m]	
1	1	<b>BATTALION</b> Les Tilley	1	62.8 Overall	0:11.70 1800m	0:38.47 [1] (0:12.79)	0:25.68 [1] (0:12.72)	0:12.96 [1] (0:12.96)	2:09.04	0:38.47
2	6	<b>SUBAQUA</b> Micheal Hellyer	6	62.2 1800m	0:11.78 1800m	0:37.87 [4] (0:12.76)	0:25.11 [4] (0:12.57)	0:12.54 [2] (0:12.54)	0.1L	0:37.87 +16
3	8	<b>IN THE PICTURE</b> Olivia Webb	8	62.8 Overall	0:11.96 1800m	0:38.12 [6] (0:12.93)	0:25.19 [7] (0:12.59)	0:12.60 [6] (0:12.60)	3.4L	0:38.12 +2
4	4	<b>VAIN LUKE</b> Sophie Wilcock	4	62.3 Overall	0:11.95 1800m	0:38.33 [5] (0:12.78)	0:25.55 [5] (0:12.73)	0:12.82 [5] (0:12.82)	3.9L	0:38.33 +10
5	7	<b>THE MAGICIAN</b> Karl Zechner	7	61.6 1600m	0:12.01 1600m	0:38.10 [7] (0:12.63)	0:25.47 [6] (0:12.78)	0:12.69 [7] (0:12.69)	4.1L	0:38.10 +7
6	5	<b>CRUSADER RAZOR</b> Ryan Wiggins	5	62.5 Overall	0:11.82 1800m	0:39.12 [3] (0:12.65)	0:26.47 [2] (0:12.94)	0:13.53 [3] (0:13.53)	5.9L	0:39.12 +10
7	2	<b>BOMBAY BRAWLER</b> Alisha Donald	2	63.4 Overall	0:11.69 1800m	0:39.67 [2] (0:13.02)	0:26.65 [3] (0:13.01)	0:13.64 [4] (0:13.64)	7.2L	0:39.67 +7

Scratched: Klang Boy (#3)

[ ] Ranking at each section and finish  
 -:-:- No data available at this section  
 NA No data available

SCN Saddle cloth number  
 DNF Did not finish  
 DNT Did not track



Horse/Jockey Name	Battalion
Final Rank	1
Fastest Section Time (Section)	0:11.70 (1800m)
Top Speed [km/h] (Section)	62.8 (Overall)
Race State	Finished



Toowoomba QLD Professional

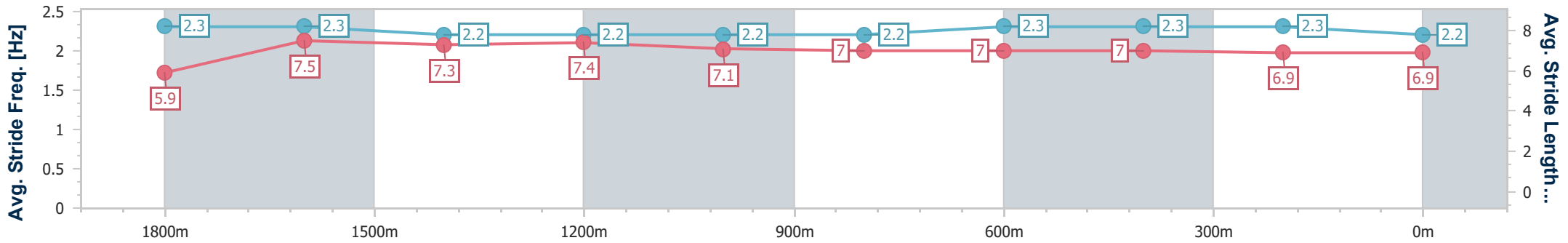
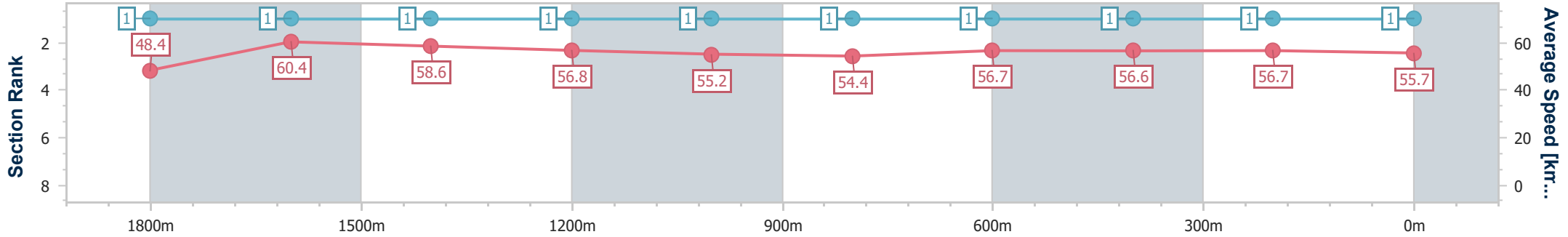
Race 7: BNW AUTOMOTIVE Maiden Plate - 2000m



23 March 2024 - 20:55

Track Rating: Soft 5, Weather: Showers, Rail Position: +2m Entire

Section	Overall	1800m	1600m	1400m	1200m	1000m	800m	600m	400m	200m
Section Times	2:09.04 [1] (0:14.88)	1:54.16 [1] (0:11.70)	1:42.46 [1] (0:12.22)	1:30.24 [1] (0:12.72)	1:17.52 [1] (0:13.09)	1:04.43 [1] (0:13.20)	0:51.23 [1] (0:12.76)	0:38.47 [1] (0:12.79)	0:25.68 [1] (0:12.72)	0:12.96 [1] (0:12.96)
Average Speed [km/h]	48.4	60.4	58.6	56.8	55.2	54.4	56.7	56.6	56.7	55.7
Top Speed [km/h]	62.8	61.7	59.7	58.7	56.3	54.9	58.5	58.5	57.8	56.3
Avg. Dist. to Rail [m]	3.8	3.4	1.0	1.1	2.0	0.3	1.0	1.6	0.4	0.4
Avg. Stride Freq. [Hz]	2.3	2.3	2.2	2.2	2.2	2.2	2.3	2.3	2.3	2.2
Avg. Stride Length [m]	5.9	7.5	7.3	7.4	7.1	7.0	7.0	7.0	6.9	6.9



- [ ] Ranking at each section and finish
- .-.- No data available at this section
- NA No data available



Horse/Jockey Name	Subaqua
Final Rank	2
Fastest Section Time (Section)	0:11.78 (1800m)
Top Speed [km/h] (Section)	62.2 (1800m)
Race State	Finished



### Toowoomba QLD Professional

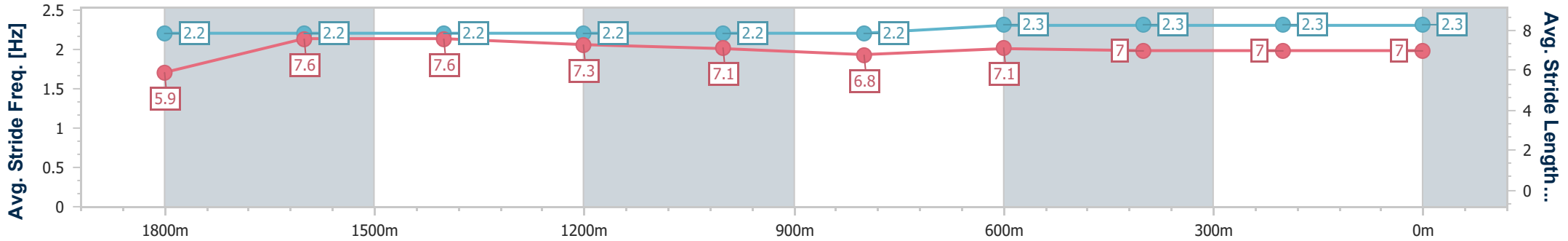
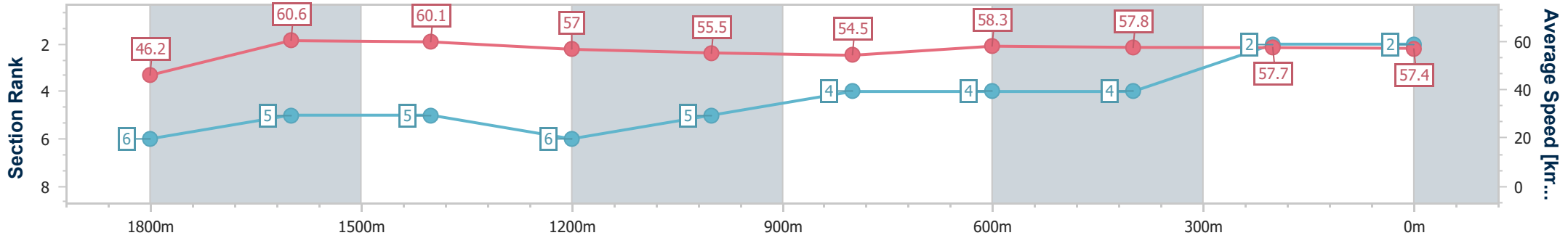
### Race 7: BNW AUTOMOTIVE Maiden Plate - 2000m

23 March 2024 - 20:55



Track Rating: Soft 5, Weather: Showers, Rail Position: +2m Entire

Section	Overall	1800m	1600m	1400m	1200m	1000m	800m	600m	400m	200m
Section Times	2:09.06 [2] (0:15.60)	1:53.46 [6] (0:11.78)	1:41.68 [5] (0:12.04)	1:29.64 [5] (0:12.89)	1:16.75 [6] (0:13.06)	1:03.69 [5] (0:13.29)	0:50.40 [4] (0:12.53)	0:37.87 [4] (0:12.76)	0:25.11 [4] (0:12.57)	0:12.54 [2] (0:12.54)
Average Speed [km/h]	46.2	60.6	60.1	57.0	55.5	54.5	58.3	57.8	57.7	57.4
Top Speed [km/h]	61.3	62.2	62.1	59.7	57.0	56.5	60.8	60.3	58.9	59.2
Avg. Dist. to Rail [m]	2.4	0.9	1.8	3.5	3.9	2.9	4.2	4.2	3.1	3.3
Avg. Stride Freq. [Hz]	2.2	2.2	2.2	2.2	2.2	2.2	2.3	2.3	2.3	2.3
Avg. Stride Length [m]	5.9	7.6	7.6	7.3	7.1	6.8	7.1	7.0	7.0	7.0



- [ ] Ranking at each section and finish
- .-.- No data available at this section
- NA No data available





Horse/Jockey Name	In The Picture
Final Rank	3
Fastest Section Time (Section)	0:11.96 (1800m)
Top Speed [km/h] (Section)	62.8 (Overall)
Race State	Finished



### Toowoomba QLD Professional

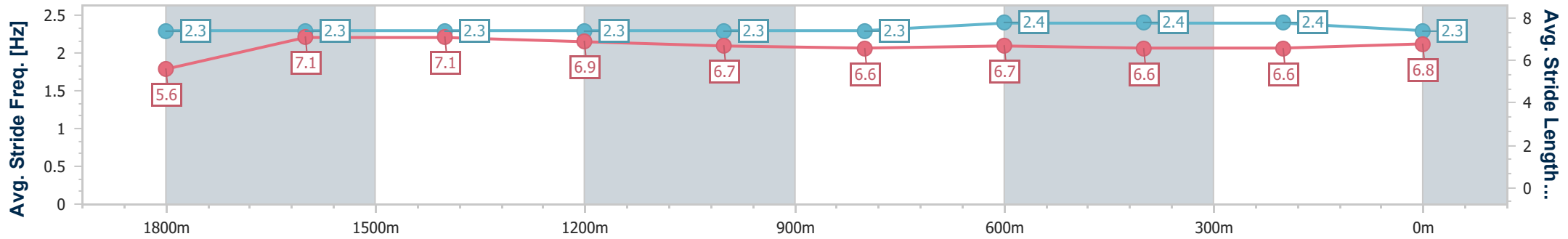
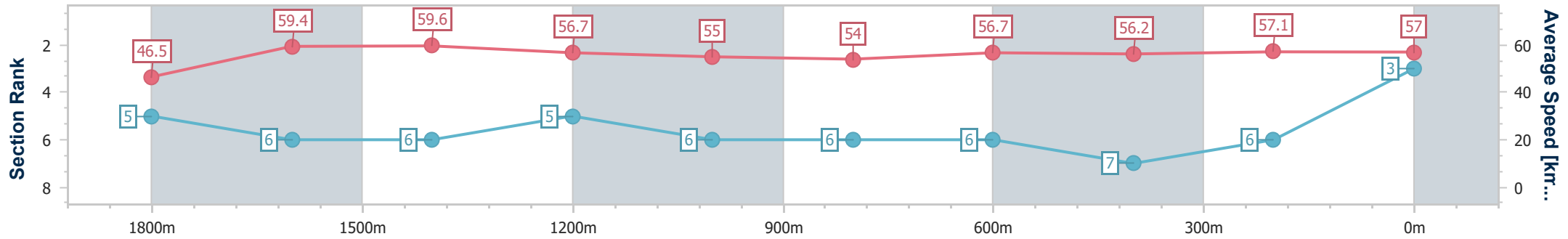
### Race 7: BNW AUTOMOTIVE Maiden Plate - 2000m

23 March 2024 - 20:55



Track Rating: Soft 5, Weather: Showers, Rail Position: +2m Entire

Section	Overall	1800m	1600m	1400m	1200m	1000m	800m	600m	400m	200m
Section Times	2:09.64 [3] (0:15.49)	1:54.15 [5] (0:11.96)	1:42.19 [6] (0:12.03)	1:30.16 [6] (0:12.80)	1:17.36 [5] (0:13.14)	1:04.22 [6] (0:13.40)	0:50.82 [6] (0:12.70)	0:38.12 [6] (0:12.93)	0:25.19 [7] (0:12.59)	0:12.60 [6] (0:12.60)
Average Speed [km/h]	46.5	59.4	59.6	56.7	55.0	54.0	56.7	56.2	57.1	57.0
Top Speed [km/h]	62.8	60.7	60.5	59.3	56.9	55.8	57.8	58.7	58.4	57.8
Avg. Dist. to Rail [m]	3.0	2.6	0.4	1.3	1.9	1.2	1.1	1.3	0.8	2.1
Avg. Stride Freq. [Hz]	2.3	2.3	2.3	2.3	2.3	2.3	2.4	2.4	2.4	2.3
Avg. Stride Length [m]	5.6	7.1	7.1	6.9	6.7	6.6	6.7	6.6	6.6	6.8



- [ ] Ranking at each section and finish
- .-.- No data available at this section
- NA No data available



Horse/Jockey Name	Vain Luke
Final Rank	4
Fastest Section Time (Section)	0:11.95 (1800m)
Top Speed [km/h] (Section)	62.3 (Overall)
Race State	Finished



Toowoomba QLD Professional

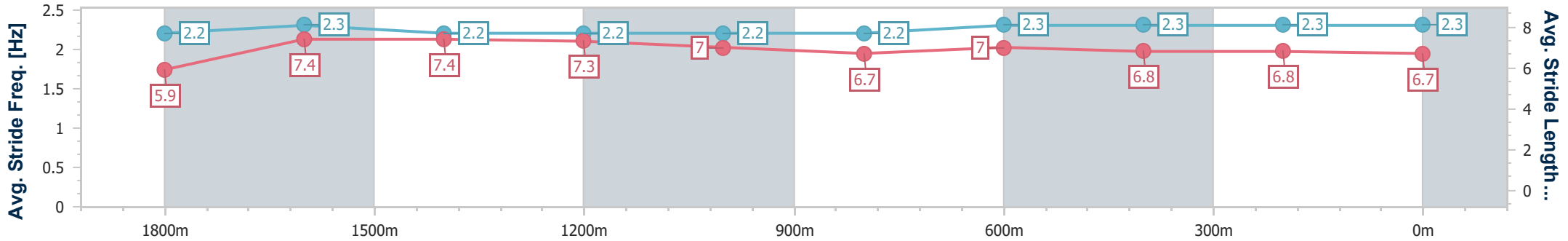
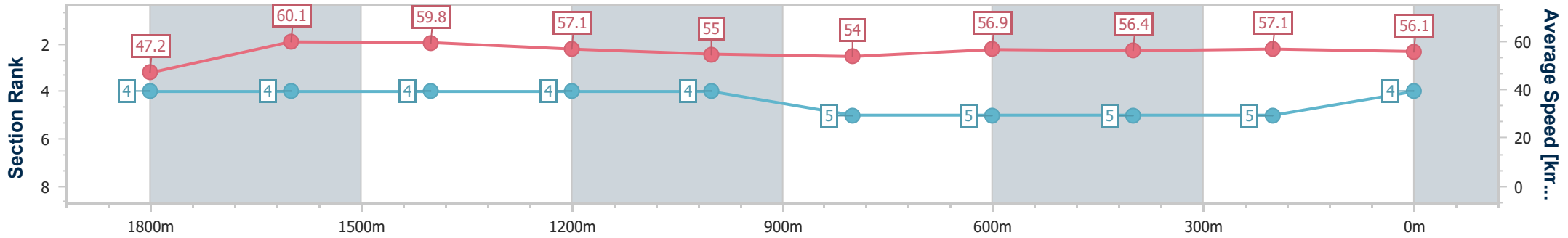
Race 7: BNW AUTOMOTIVE Maiden Plate - 2000m



23 March 2024 - 20:55

Track Rating: Soft 5, Weather: Showers, Rail Position: +2m Entire

Section	Overall	1800m	1600m	1400m	1200m	1000m	800m	600m	400m	200m
Section Times	2:09.74 [4] (0:15.28)	1:54.46 [4] (0:11.95)	1:42.51 [4] (0:12.09)	1:30.42 [4] (0:12.76)	1:17.66 [4] (0:13.12)	1:04.54 [4] (0:13.50)	0:51.04 [5] (0:12.71)	0:38.33 [5] (0:12.78)	0:25.55 [5] (0:12.73)	0:12.82 [5] (0:12.82)
Average Speed [km/h]	47.2	60.1	59.8	57.1	55.0	54.0	56.9	56.4	57.1	56.1
Top Speed [km/h]	62.3	60.7	61.1	59.4	57.4	54.9	59.1	59.1	58.7	57.3
Avg. Dist. to Rail [m]	2.0	0.8	0.8	2.7	3.4	2.7	1.5	1.0	2.5	4.3
Avg. Stride Freq. [Hz]	2.2	2.3	2.2	2.2	2.2	2.2	2.3	2.3	2.3	2.3
Avg. Stride Length [m]	5.9	7.4	7.4	7.3	7.0	6.7	7.0	6.8	6.8	6.7



- [ ] Ranking at each section and finish
- .-.- No data available at this section
- NA No data available



Horse/Jockey Name	The Magician
Final Rank	5
Fastest Section Time (Section)	0:12.01 (1600m)
Top Speed [km/h] (Section)	61.6 (1600m)
Race State	Finished



Toowoomba QLD Professional

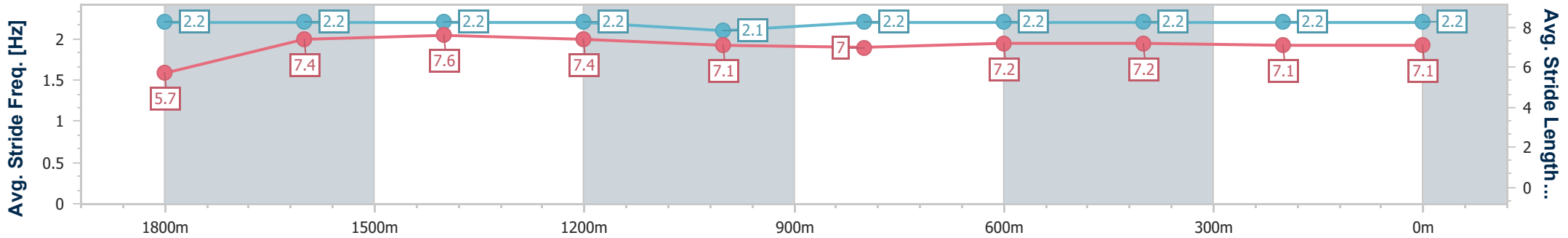
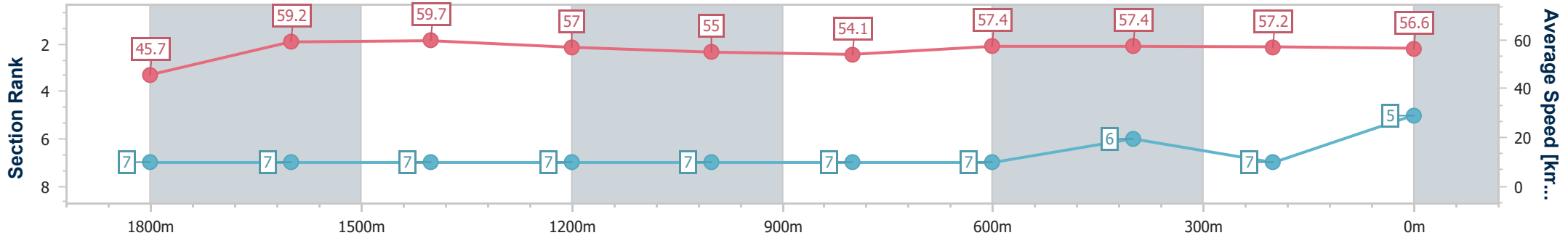
Race 7: BNW AUTOMOTIVE Maiden Plate - 2000m

23 March 2024 - 20:55



Track Rating: Soft 5, Weather: Showers, Rail Position: +2m Entire

Section	Overall	1800m	1600m	1400m	1200m	1000m	800m	600m	400m	200m
Section Times	2:09.79 [5] (0:15.80)	1:53.99 [7] (0:12.04)	1:41.95 [7] (0:12.01)	1:29.94 [7] (0:12.78)	1:17.16 [7] (0:13.11)	1:04.05 [7] (0:13.35)	0:50.70 [7] (0:12.60)	0:38.10 [7] (0:12.63)	0:25.47 [6] (0:12.78)	0:12.69 [7] (0:12.69)
Average Speed [km/h]	45.7	59.2	59.7	57.0	55.0	54.1	57.4	57.4	57.2	56.6
Top Speed [km/h]	59.9	60.2	61.6	60.1	56.7	56.7	58.7	59.1	58.4	57.3
Avg. Dist. to Rail [m]	3.1	1.5	0.6	1.5	1.9	1.5	1.3	1.7	3.9	5.9
Avg. Stride Freq. [Hz]	2.2	2.2	2.2	2.2	2.1	2.2	2.2	2.2	2.2	2.2
Avg. Stride Length [m]	5.7	7.4	7.6	7.4	7.1	7.0	7.2	7.2	7.1	7.1



- [ ] Ranking at each section and finish
- .-.- No data available at this section
- NA No data available



Horse/Jockey Name	Crusader Razor
Final Rank	6
Fastest Section Time (Section)	0:11.82 (1800m)
Top Speed [km/h] (Section)	62.5 (Overall)
Race State	Finished



Toowoomba QLD Professional

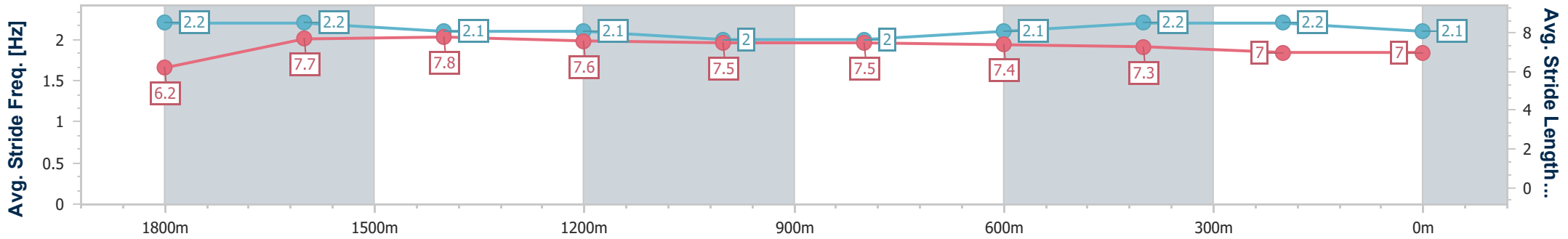
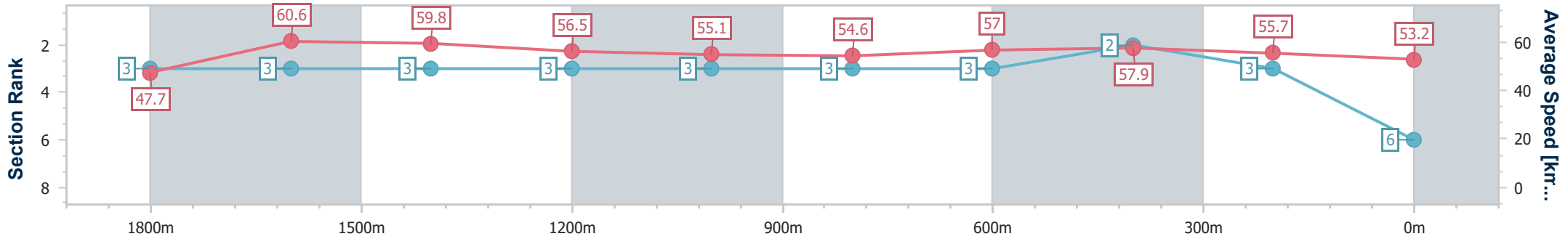
Race 7: BNW AUTOMOTIVE Maiden Plate - 2000m

23 March 2024 - 20:55



Track Rating: Soft 5, Weather: Showers, Rail Position: +2m Entire

Section	Overall	1800m	1600m	1400m	1200m	1000m	800m	600m	400m	200m
Section Times	2:10.10 [6] (0:15.07)	1:55.03 [3] (0:11.82)	1:43.21 [3] (0:12.09)	1:31.12 [3] (0:12.89)	1:18.23 [3] (0:13.12)	1:05.11 [3] (0:13.22)	0:51.89 [3] (0:12.77)	0:39.12 [3] (0:12.65)	0:26.47 [2] (0:12.94)	0:13.53 [3] (0:13.53)
Average Speed [km/h]	47.7	60.6	59.8	56.5	55.1	54.6	57.0	57.9	55.7	53.2
Top Speed [km/h]	62.5	61.7	60.5	58.5	58.0	56.1	58.6	58.9	57.2	55.3
Avg. Dist. to Rail [m]	2.0	0.8	0.8	2.3	2.1	0.8	3.2	3.1	1.9	0.9
Avg. Stride Freq. [Hz]	2.2	2.2	2.1	2.1	2.0	2.0	2.1	2.2	2.2	2.1
Avg. Stride Length [m]	6.2	7.7	7.8	7.6	7.5	7.5	7.4	7.3	7.0	7.0



- [ ] Ranking at each section and finish
- .-.- No data available at this section
- NA No data available



Horse/Jockey Name	Bombay Brawler
Final Rank	7
Fastest Section Time (Section)	0:11.69 (1800m)
Top Speed [km/h] (Section)	63.4 (Overall)
Race State	Finished



Toowoomba QLD Professional

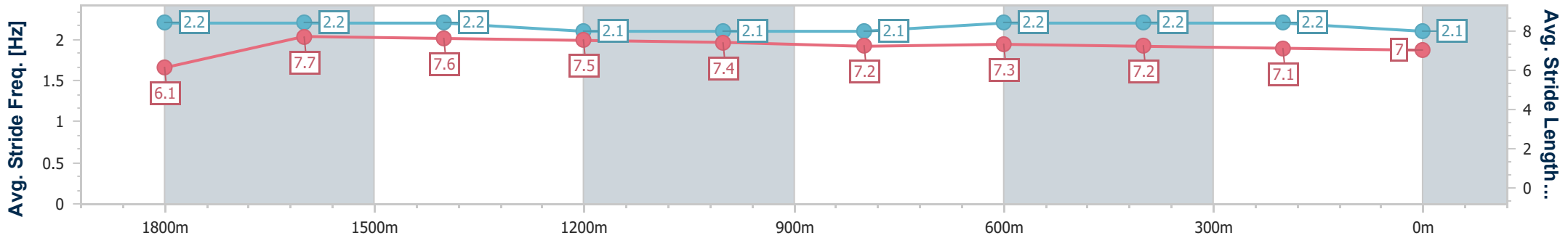
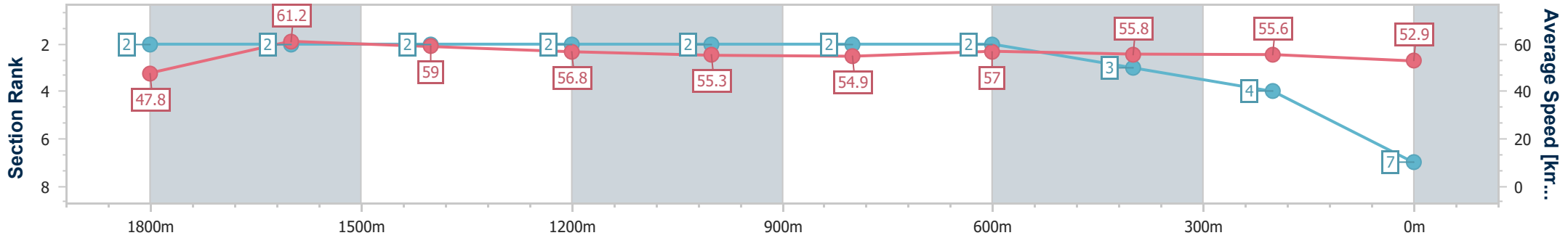
Race 7: BNW AUTOMOTIVE Maiden Plate - 2000m

23 March 2024 - 20:55



Track Rating: Soft 5, Weather: Showers, Rail Position: +2m Entire

Section	Overall	1800m	1600m	1400m	1200m	1000m	800m	600m	400m	200m
Section Times	2:10.34 [7] (0:15.00)	1:55.34 [2] (0:11.69)	1:43.65 [2] (0:12.20)	1:31.45 [2] (0:12.76)	1:18.69 [2] (0:13.05)	1:05.64 [2] (0:13.17)	0:52.47 [2] (0:12.80)	0:39.67 [2] (0:13.02)	0:26.65 [3] (0:13.01)	0:13.64 [4] (0:13.64)
Average Speed [km/h]	47.8	61.2	59.0	56.8	55.3	54.9	57.0	55.8	55.6	52.9
Top Speed [km/h]	63.4	62.5	59.8	59.5	56.4	56.0	58.3	57.6	56.7	54.2
Avg. Dist. to Rail [m]	2.1	1.5	0.5	1.5	2.0	1.3	3.6	2.1	1.1	0.6
Avg. Stride Freq. [Hz]	2.2	2.2	2.2	2.1	2.1	2.1	2.2	2.2	2.2	2.1
Avg. Stride Length [m]	6.1	7.7	7.6	7.5	7.4	7.2	7.3	7.2	7.1	7.0



- [ ] Ranking at each section and finish
- .-.- No data available at this section
- NA No data available