



**Eagle Farm QLD Professional**  
**Race 8: GO TRANSIT MEDIA GROUP Colts, Geldings & Entires**  
**BENCHMARK 78 Handicap - 1200m**  
**23 March 2024 - 16:29**



BRISBANE  
RACING CLUB

Track Rating: Good 4, Weather: Fine, Rail Position: +2.5m Entire

Section		Overall	1000m	800m	600m	400m	200m	Last 600m					
Field Times		1:09.83 (0:13.21)	0:56.62 (0:10.82)	0:45.80 (0:11.09)	0:34.71 (0:11.30)	0:23.41 (0:11.24)	0:12.17 (0:12.17)	0:34.71					
Rank	TAB Horse/Jockey	Barrier	Top Speed [km/h]	Fastest Section							Margin	Distance Travelled [m]	
1	3 OVIDIUS Melea Castle	3	67.6 1000m	0:10.94 1000m	1:09.83 [1] (0:13.43)	0:56.40 [3] (0:10.94)	0:45.46 [5] (0:11.16)	0:34.30 [5] (0:11.30)	0:23.00 [6] (0:11.06)	0:11.94 [3] (0:11.94)	1:09.83	0:34.30	
2	4 SIR WARWICK Martin Harley	4	68.2 1000m	0:10.89 1000m	1:09.85 [2] (0:13.44)	0:56.41 [4] (0:10.89)	0:45.52 [4] (0:11.04)	0:34.48 [3] (0:11.18)	0:23.30 [2] (0:11.11)	0:12.19 [1] (0:12.19)	0.09L	0:34.48	-7
3	2 MILLANE James Orman	2	67.5 1000m	0:10.97 1000m	1:10.01 [3] (0:13.71)	0:56.30 [8] (0:10.97)	0:45.33 [8] (0:11.07)	0:34.26 [8] (0:11.16)	0:23.10 [7] (0:10.99)	0:12.11 [4] (0:12.11)	1.05L	0:34.26	-7
4	17 LIBERTY STEPS Nikita Beriman	17	68.7 1000m	0:10.96 1000m	1:10.10 [4] (0:13.75)	0:56.35 [9] (0:10.96)	0:45.39 [9] (0:11.09)	0:34.30 [9] (0:11.35)	0:22.95 [9] (0:11.01)	0:11.94 [7] (0:11.94)	1.57L	0:34.30	+3
5	11 STARZAM Cejay Graham	11	67.6 400m	0:10.96 400m	1:10.16 [5] (0:14.04)	0:56.12 [10] (0:11.03)	0:45.09 [11] (0:11.20)	0:33.89 [11] (0:11.00)	0:22.89 [10] (0:10.96)	0:11.93 [10] (0:11.93)	1.91L	0:33.89	-2
6	8 OUR MAGNUS Michael Rodd	8	68.5 1000m	0:10.89 1000m	1:10.19 [6] (0:13.61)	0:56.58 [7] (0:10.89)	0:45.69 [7] (0:11.23)	0:34.46 [7] (0:11.33)	0:23.13 [8] (0:11.13)	0:12.00 [8] (0:12.00)	2.11L	0:34.46	+2
7	12 FASTCONI Damien Thornton	12	68.7 1000m	0:10.84 1000m	1:10.26 [7] (0:14.20)	0:56.06 [11] (0:10.84)	0:45.22 [10] (0:11.06)	0:34.16 [10] (0:11.20)	0:22.96 [11] (0:10.92)	0:12.04 [9] (0:12.04)	2.49L	0:34.16	-5
8	14 ZINGALONG Jim Byrne	14	68.2 Overall	0:11.04 1000m	1:10.30 [8] (0:13.28)	0:57.02 [2] (0:11.04)	0:45.98 [3] (0:11.20)	0:34.78 [4] (0:11.19)	0:23.59 [4] (0:11.27)	0:12.32 [5] (0:12.32)	2.72L	0:34.78	+0
9	15 THIS IS ONE Les Tilley	15	67.7 1000m	0:10.82 1000m	1:10.65 [9] (0:13.21)	0:57.44 [1] (0:10.82)	0:46.62 [1] (0:11.09)	0:35.53 [1] (0:11.30)	0:24.23 [1] (0:11.43)	0:12.80 [2] (0:12.80)	4.82L	0:35.53	-5
10	1 LA AMIGO Jake Molloy	1	69.5 1000m	0:10.95 1000m	1:11.19 [10] (0:13.51)	0:57.68 [6] (0:10.95)	0:46.73 [6] (0:11.11)	0:35.62 [6] (0:11.24)	0:24.38 [5] (0:11.57)	0:12.81 [11] (0:12.81)	8.01L	0:35.62	+3

Scratched: Perseids (#9), Bring Me Kash (#5), Charge On (#6), Brocky (#16), Kooled (#7), Rockribbed (#10)

[ ] Ranking at each section and finish  
 -:-:- No data available at this section  
 NA No data available

SCN Saddle cloth number  
 DNF Did not finish  
 DNT Did not track



**Eagle Farm QLD Professional**  
**Race 8: GO TRANSIT MEDIA GROUP Colts, Geldings & Entires**  
**BENCHMARK 78 Handicap - 1200m**  
**23 March 2024 - 16:29**



Track Rating: Good 4, Weather: Fine, Rail Position: +2.5m Entire

Section	Overall	1000m	800m	600m	400m	200m	Last 600m
Field Times	1:09.83 (0:13.21)	0:56.62 (0:10.82)	0:45.80 (0:11.09)	0:34.71 (0:11.30)	0:23.41 (0:11.24)	0:12.17 (0:12.17)	0:34.71

Rank	TAB	Horse/Jockey	Barrier	Top Speed [km/h]	Fastest Section	Margin	Distance Travelled [m]							
11	13	JAMAICAN RUMBA	13	69.7	0:10.81	1:11.21 [11]	0:57.77 [4]	0:46.96 [2]	0:35.87 [2]	0:24.57 [3]	0:13.10 [6]	8.12L	0:35.87	+3
		Robbie Dolan		1000m	1000m	(0:13.44)	(0:10.81)	(0:11.09)	(0:11.30)	(0:11.47)	(0:13.10)			

Scratched: Perseids (#9), Bring Me Kash (#5), Charge On (#6), Brocky (#16), Kooled (#7), Rockribbed (#10)

[ ] Ranking at each section and finish  
 -:-:- No data available at this section  
 NA No data available

SCN Saddle cloth number  
 DNF Did not finish  
 DNT Did not track



Horse/Jockey Name	Ovidius
Final Rank	1
Fastest Section Time (Section)	0:10.94 (1000m)
Top Speed [km/h] (Section)	67.6 (1000m)
Race State	Finished



Eagle Farm QLD Professional  
Race 8: GO TRANSIT MEDIA GROUP Colts, Geldings & Entires  
BENCHMARK 78 Handicap - 1200m

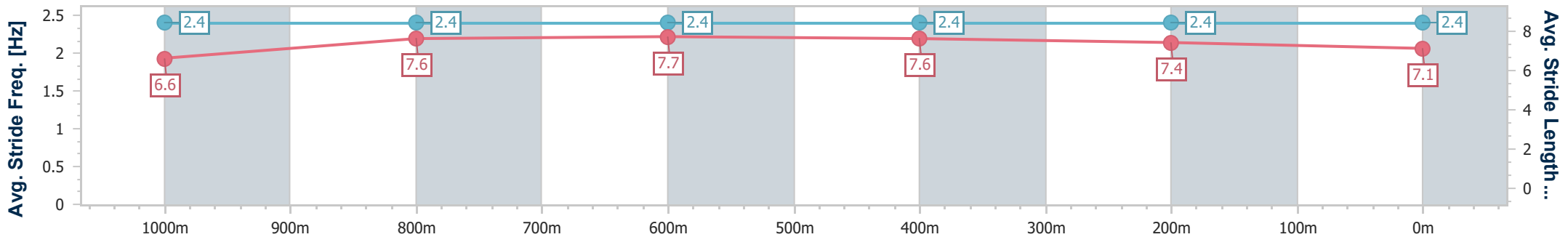
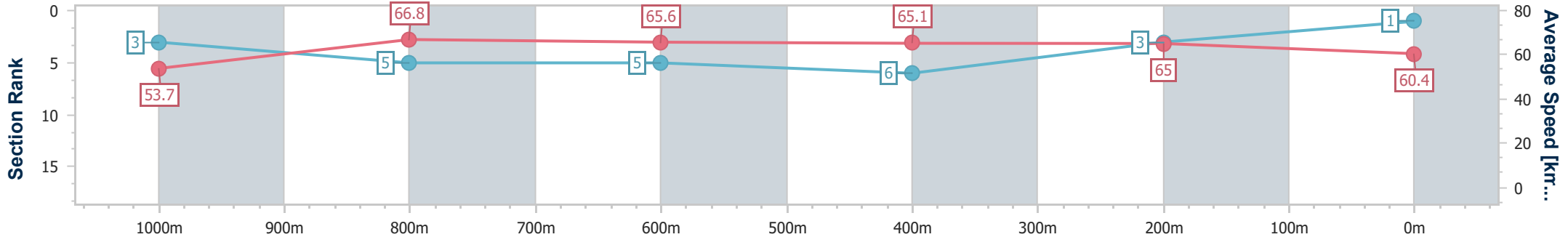


23 March 2024 - 16:29

BRISBANE RACING CLUB

Track Rating: Good 4, Weather: Fine, Rail Position: +2.5m Entire

Section	Overall	1000m	800m	600m	400m	200m
Section Times	1:09.83 [1] (0:13.43)	0:56.40 [3] (0:10.94)	0:45.46 [5] (0:11.16)	0:34.30 [5] (0:11.30)	0:23.00 [6] (0:11.06)	0:11.94 [3] (0:11.94)
Average Speed [km/h]	53.7	66.8	65.6	65.1	65.0	60.4
Top Speed [km/h]	67.0	67.6	67.0	65.9	66.7	62.8
Avg. Dist. to Rail [m]	3.1	2.5	4.4	4.1	5.6	4.6
Avg. Stride Freq. [Hz]	2.4	2.4	2.4	2.4	2.4	2.4
Avg. Stride Length [m]	6.6	7.6	7.7	7.6	7.4	7.1



- [ ] Ranking at each section and finish
- .-.- No data available at this section
- NA No data available



Horse/Jockey Name	Sir Warwick
Final Rank	2
Fastest Section Time (Section)	0:10.89 (1000m)
Top Speed [km/h] (Section)	68.2 (1000m)
Race State	Finished



Eagle Farm QLD Professional  
 Race 8: GO TRANSIT MEDIA GROUP Colts, Geldings & Entires  
 BENCHMARK 78 Handicap - 1200m

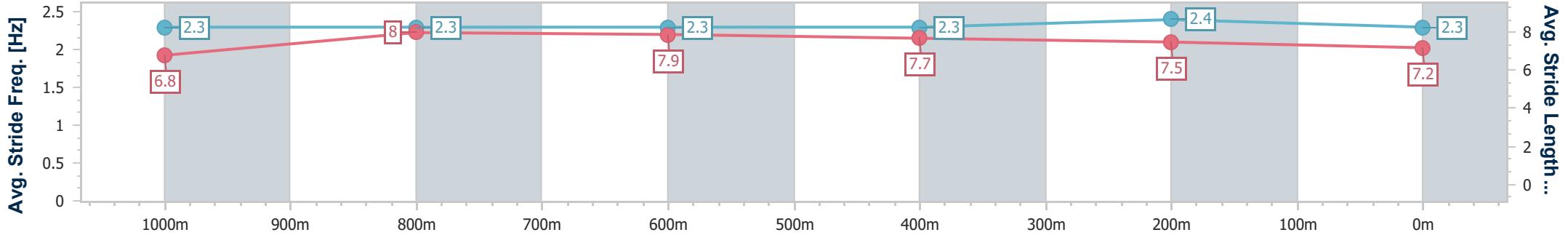
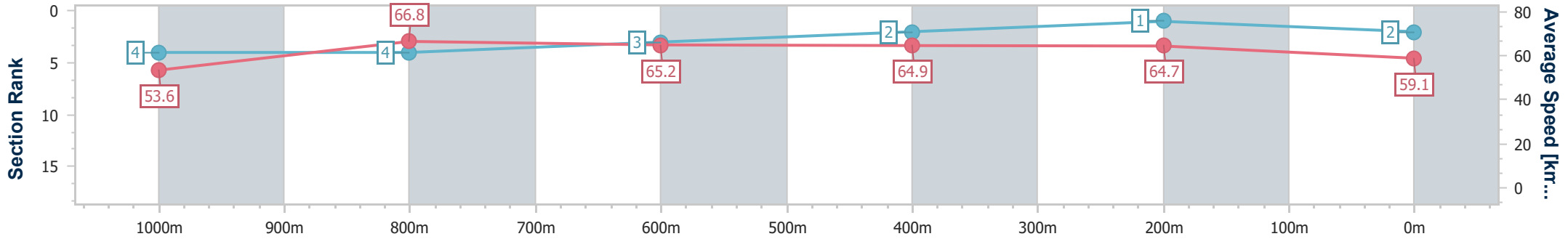


BRISBANE  
 RACING CLUB

23 March 2024 - 16:29

Track Rating: Good 4, Weather: Fine, Rail Position: +2.5m Entire

Section	Overall	1000m	800m	600m	400m	200m
Section Times	1:09.85 [2] (0:13.44)	0:56.41 [4] (0:10.89)	0:45.52 [4] (0:11.04)	0:34.48 [3] (0:11.18)	0:23.30 [2] (0:11.11)	0:12.19 [1] (0:12.19)
Average Speed [km/h]	53.6	66.8	65.2	64.9	64.7	59.1
Top Speed [km/h]	66.2	68.2	66.0	66.6	66.9	63.1
Avg. Dist. to Rail [m]	2.3	1.1	0.6	1.0	1.2	2.0
Avg. Stride Freq. [Hz]	2.3	2.3	2.3	2.3	2.4	2.3
Avg. Stride Length [m]	6.8	8.0	7.9	7.7	7.5	7.2



- [ ] Ranking at each section and finish
- .-.- No data available at this section
- NA No data available



Horse/Jockey Name	Millane
Final Rank	3
Fastest Section Time (Section)	0:10.97 (1000m)
Top Speed [km/h] (Section)	67.5 (1000m)
Race State	Finished



Eagle Farm QLD Professional  
 Race 8: GO TRANSIT MEDIA GROUP Colts, Geldings & Entires  
 BENCHMARK 78 Handicap - 1200m

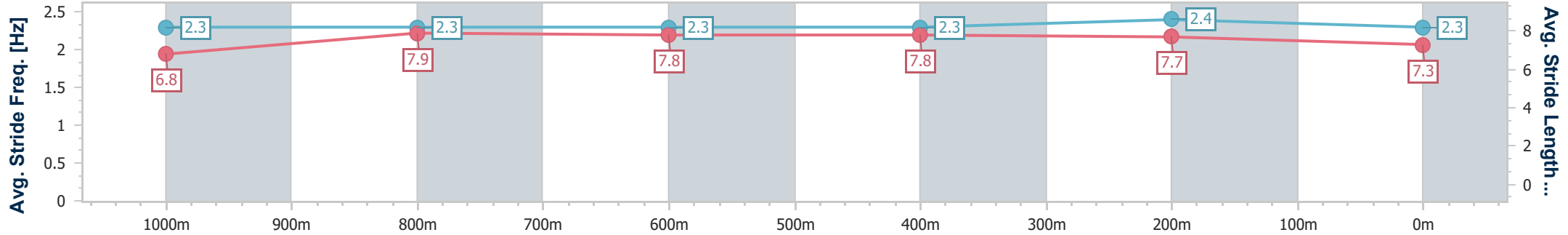
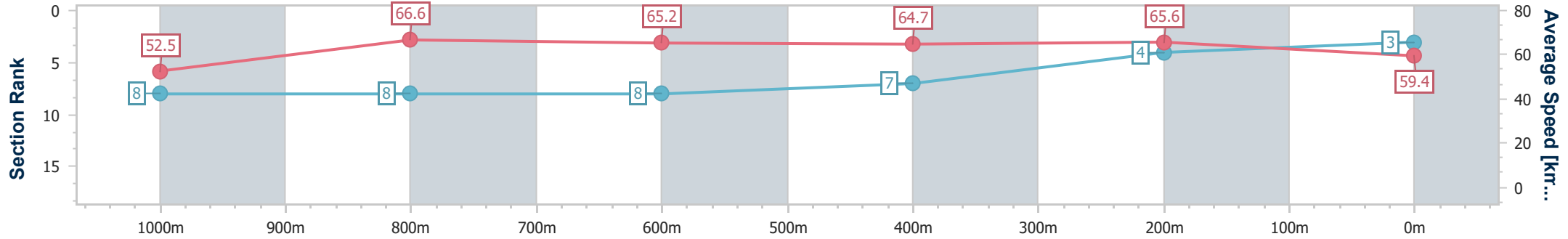


23 March 2024 - 16:29

BRISBANE  
 RACING CLUB

Track Rating: Good 4, Weather: Fine, Rail Position: +2.5m Entire

Section	Overall	1000m	800m	600m	400m	200m
Section Times	1:10.01 [3] (0:13.71)	0:56.30 [8] (0:10.97)	0:45.33 [8] (0:11.07)	0:34.26 [8] (0:11.16)	0:23.10 [7] (0:10.99)	0:12.11 [4] (0:12.11)
Average Speed [km/h]	52.5	66.6	65.2	64.7	65.6	59.4
Top Speed [km/h]	66.2	67.5	66.1	66.6	67.0	64.0
Avg. Dist. to Rail [m]	2.0	2.0	1.0	0.8	1.7	1.1
Avg. Stride Freq. [Hz]	2.3	2.3	2.3	2.3	2.4	2.3
Avg. Stride Length [m]	6.8	7.9	7.8	7.8	7.7	7.3



- [ ] Ranking at each section and finish
- .-.- No data available at this section
- NA No data available



Horse/Jockey Name	Liberty Steps
Final Rank	4
Fastest Section Time (Section)	0:10.96 (1000m)
Top Speed [km/h] (Section)	68.7 (1000m)
Race State	Finished



Eagle Farm QLD Professional  
Race 8: GO TRANSIT MEDIA GROUP Colts, Geldings & Entires  
BENCHMARK 78 Handicap - 1200m

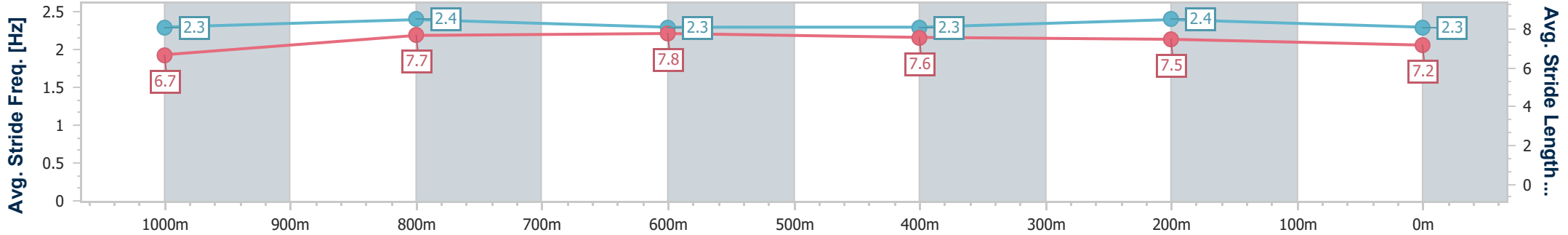
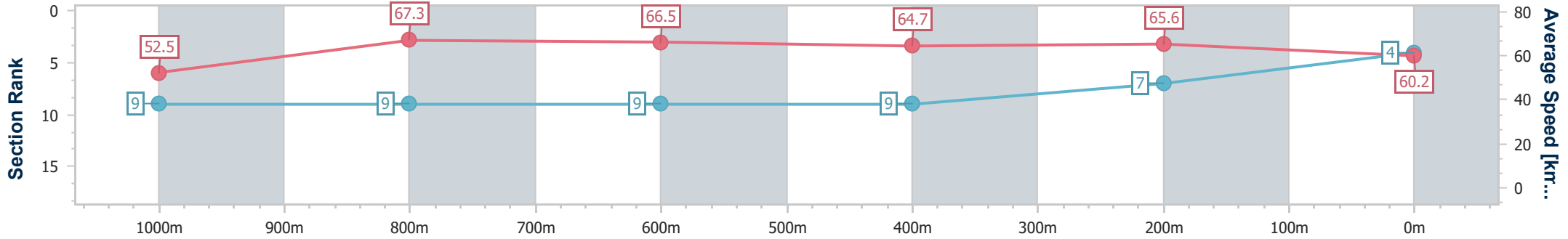


23 March 2024 - 16:29

BRISBANE  
RACING CLUB

Track Rating: Good 4, Weather: Fine, Rail Position: +2.5m Entire

Section	Overall	1000m	800m	600m	400m	200m
Section Times	1:10.10 [4] (0:13.75)	0:56.35 [9] (0:10.96)	0:45.39 [9] (0:11.09)	0:34.30 [9] (0:11.35)	0:22.95 [9] (0:11.01)	0:11.94 [7] (0:11.94)
Average Speed [km/h]	52.5	67.3	66.5	64.7	65.6	60.2
Top Speed [km/h]	66.9	68.7	67.3	66.4	66.9	63.0
Avg. Dist. to Rail [m]	3.3	4.5	5.2	4.4	6.8	7.1
Avg. Stride Freq. [Hz]	2.3	2.4	2.3	2.3	2.4	2.3
Avg. Stride Length [m]	6.7	7.7	7.8	7.6	7.5	7.2



- [ ] Ranking at each section and finish
- .-.- No data available at this section
- NA No data available



Horse/Jockey Name	Starzam
Final Rank	5
Fastest Section Time (Section)	0:10.96 (400m)
Top Speed [km/h] (Section)	67.6 (400m)
Race State	Finished



Eagle Farm QLD Professional  
Race 8: GO TRANSIT MEDIA GROUP Colts, Geldings & Entires  
BENCHMARK 78 Handicap - 1200m

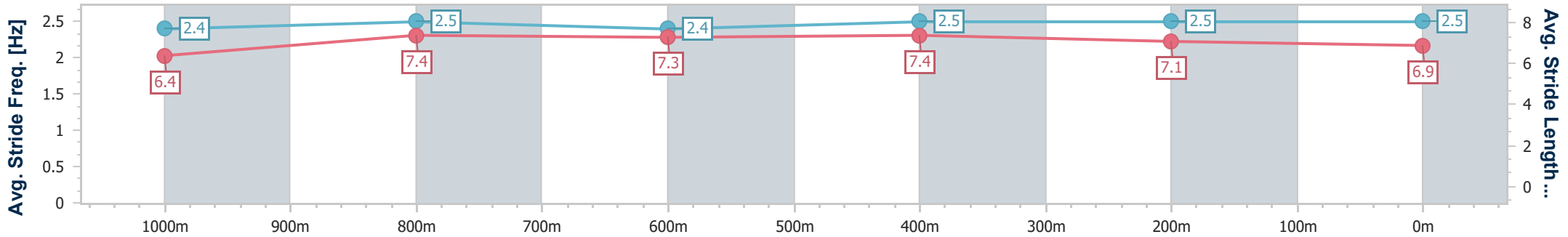
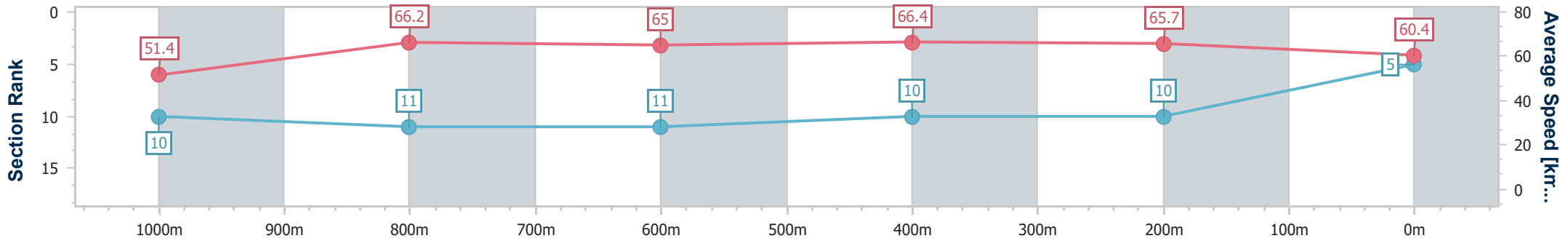


23 March 2024 - 16:29

BRISBANE  
RACING CLUB

Track Rating: Good 4, Weather: Fine, Rail Position: +2.5m Entire

Section	Overall	1000m	800m	600m	400m	200m
Section Times	1:10.16 [5] (0:14.04)	0:56.12 [10] (0:11.03)	0:45.09 [11] (0:11.20)	0:33.89 [11] (0:11.00)	0:22.89 [10] (0:10.96)	0:11.93 [10] (0:11.93)
Average Speed [km/h]	51.4	66.2	65.0	66.4	65.7	60.4
Top Speed [km/h]	66.0	67.2	66.5	67.2	67.6	63.6
Avg. Dist. to Rail [m]	7.5	2.9	1.8	3.0	10.3	9.8
Avg. Stride Freq. [Hz]	2.4	2.5	2.4	2.5	2.5	2.5
Avg. Stride Length [m]	6.4	7.4	7.3	7.4	7.1	6.9



- [ ] Ranking at each section and finish
- .-.- No data available at this section
- NA No data available



Horse/Jockey Name	Our Magnus
Final Rank	6
Fastest Section Time (Section)	0:10.89 (1000m)
Top Speed [km/h] (Section)	68.5 (1000m)
Race State	Finished



Eagle Farm QLD Professional  
 Race 8: GO TRANSIT MEDIA GROUP Colts, Geldings & Entires  
 BENCHMARK 78 Handicap - 1200m

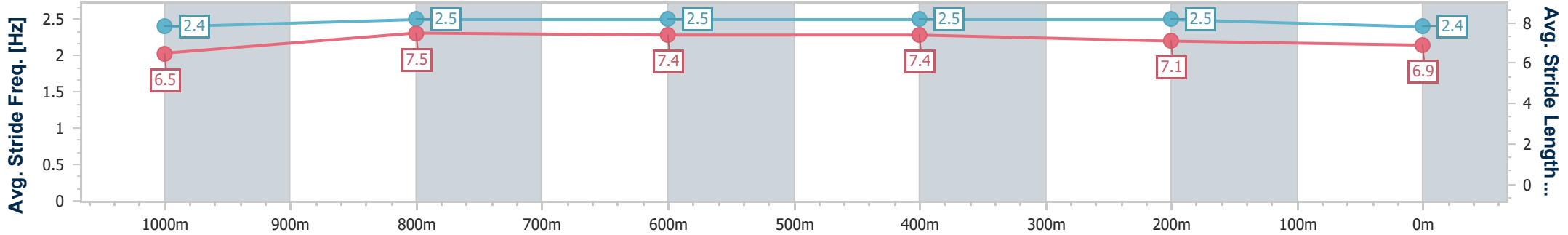
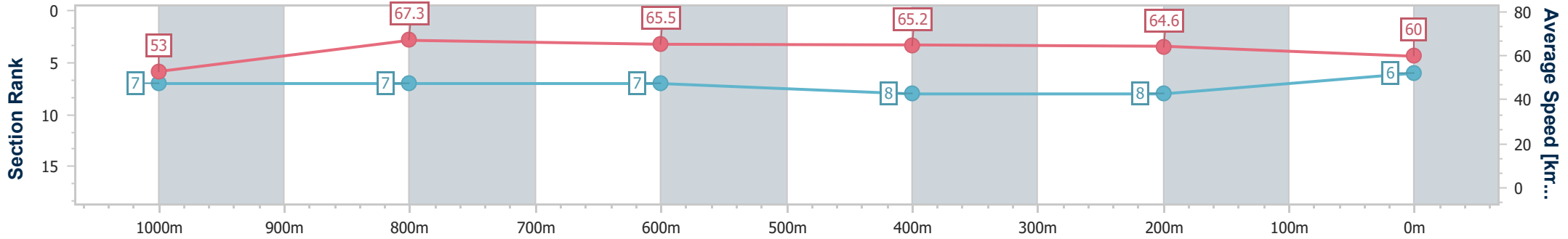
23 March 2024 - 16:29

Track Rating: Good 4, Weather: Fine, Rail Position: +2.5m Entire



BRISBANE  
 RACING CLUB

Section	Overall	1000m	800m	600m	400m	200m
Section Times	1:10.19 [6] (0:13.61)	0:56.58 [7] (0:10.89)	0:45.69 [7] (0:11.23)	0:34.46 [7] (0:11.33)	0:23.13 [8] (0:11.13)	0:12.00 [8] (0:12.00)
Average Speed [km/h]	53.0	67.3	65.5	65.2	64.6	60.0
Top Speed [km/h]	66.1	68.5	67.4	66.1	66.2	62.4
Avg. Dist. to Rail [m]	4.8	3.3	5.2	4.5	7.0	6.3
Avg. Stride Freq. [Hz]	2.4	2.5	2.5	2.5	2.5	2.4
Avg. Stride Length [m]	6.5	7.5	7.4	7.4	7.1	6.9



- [ ] Ranking at each section and finish
- .-.- No data available at this section
- NA No data available





Horse/Jockey Name	Fastconi
Final Rank	7
Fastest Section Time (Section)	0:10.84 (1000m)
Top Speed [km/h] (Section)	68.7 (1000m)
Race State	Finished



Eagle Farm QLD Professional  
 Race 8: GO TRANSIT MEDIA GROUP Colts, Geldings & Entires  
 BENCHMARK 78 Handicap - 1200m

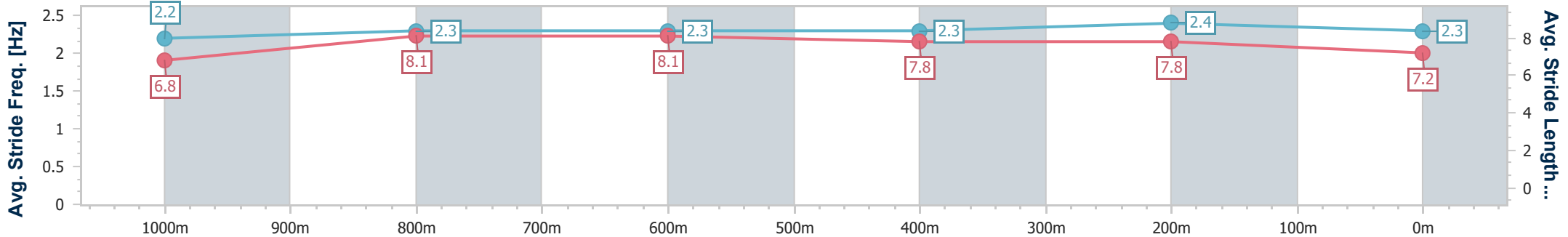
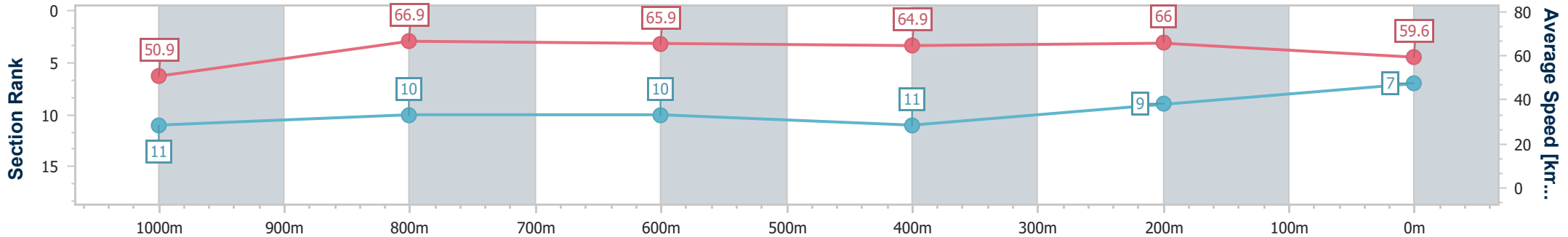


BRISBANE  
 RACING CLUB

23 March 2024 - 16:29

Track Rating: Good 4, Weather: Fine, Rail Position: +2.5m Entire

Section	Overall	1000m	800m	600m	400m	200m
Section Times	1:10.26 [7] (0:14.20)	0:56.06 [11] (0:10.84)	0:45.22 [10] (0:11.06)	0:34.16 [10] (0:11.20)	0:22.96 [11] (0:10.92)	0:12.04 [9] (0:12.04)
Average Speed [km/h]	50.9	66.9	65.9	64.9	66.0	59.6
Top Speed [km/h]	64.8	68.7	66.8	66.2	68.0	62.7
Avg. Dist. to Rail [m]	3.6	1.8	2.4	2.4	5.0	4.3
Avg. Stride Freq. [Hz]	2.2	2.3	2.3	2.3	2.4	2.3
Avg. Stride Length [m]	6.8	8.1	8.1	7.8	7.8	7.2



- [ ] Ranking at each section and finish
- .-.- No data available at this section
- NA No data available



Horse/Jockey Name	Zingalong
Final Rank	8
Fastest Section Time (Section)	0:11.04 (1000m)
Top Speed [km/h] (Section)	68.2 (Overall)
Race State	Finished



Eagle Farm QLD Professional  
Race 8: GO TRANSIT MEDIA GROUP Colts, Geldings & Entires  
BENCHMARK 78 Handicap - 1200m

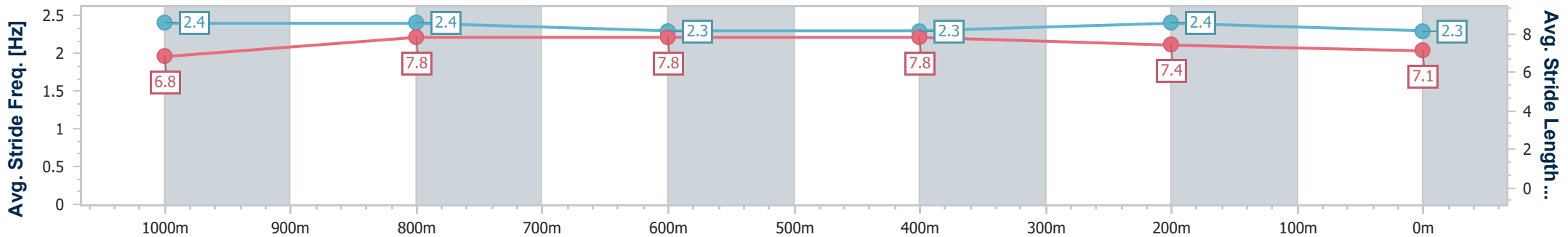
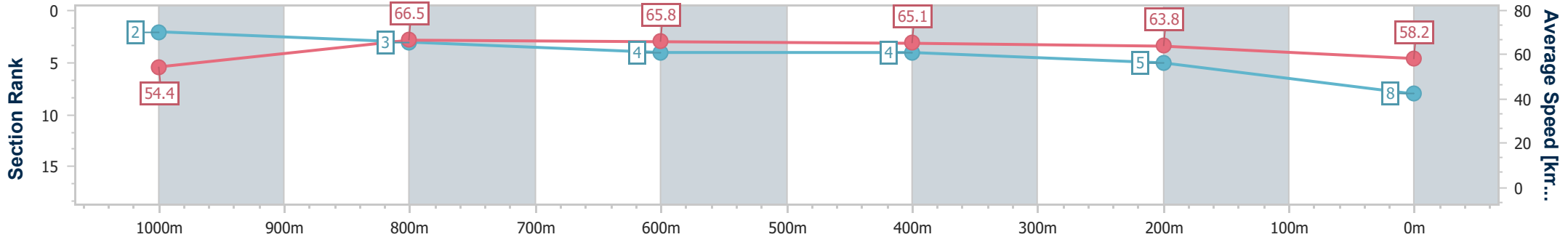


23 March 2024 - 16:29

BRISBANE RACING CLUB

Track Rating: Good 4, Weather: Fine, Rail Position: +2.5m Entire

Section	Overall	1000m	800m	600m	400m	200m
Section Times	1:10.30 [8] (0:13.28)	0:57.02 [2] (0:11.04)	0:45.98 [3] (0:11.20)	0:34.78 [4] (0:11.19)	0:23.59 [4] (0:11.27)	0:12.32 [5] (0:12.32)
Average Speed [km/h]	54.4	66.5	65.8	65.1	63.8	58.2
Top Speed [km/h]	68.2	67.5	66.6	66.1	66.1	62.7
Avg. Dist. to Rail [m]	8.2	3.9	4.5	2.3	1.3	0.4
Avg. Stride Freq. [Hz]	2.4	2.4	2.3	2.3	2.4	2.3
Avg. Stride Length [m]	6.8	7.8	7.8	7.8	7.4	7.1



- [ ] Ranking at each section and finish
- .-.- No data available at this section
- NA No data available



Horse/Jockey Name	This Is One
Final Rank	9
Fastest Section Time (Section)	0:10.82 (1000m)
Top Speed [km/h] (Section)	67.7 (1000m)
Race State	Finished



Eagle Farm QLD Professional  
 Race 8: GO TRANSIT MEDIA GROUP Colts, Geldings & Entires  
 BENCHMARK 78 Handicap - 1200m

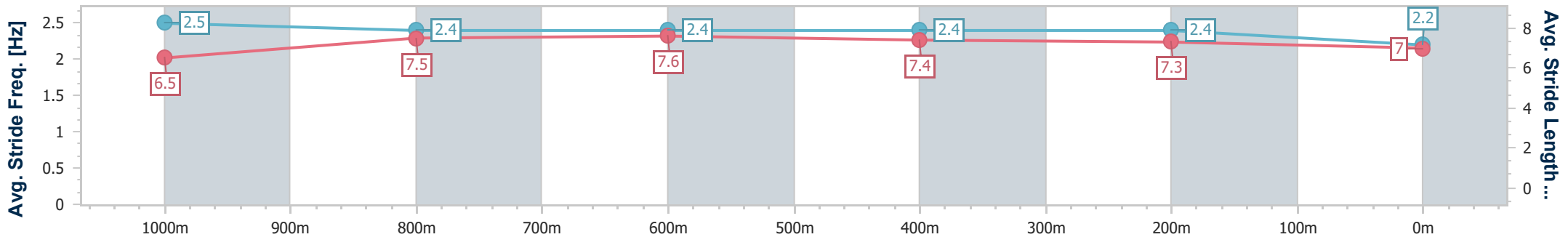
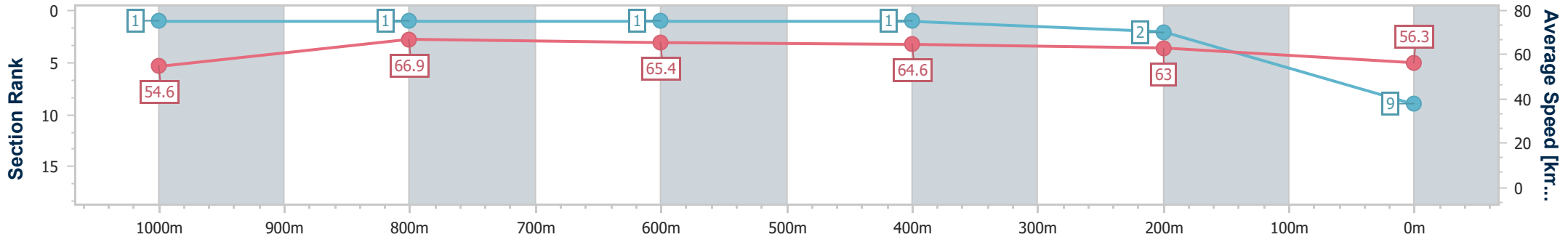


23 March 2024 - 16:29

BRISBANE  
 RACING CLUB

Track Rating: Good 4, Weather: Fine, Rail Position: +2.5m Entire

Section	Overall	1000m	800m	600m	400m	200m
Section Times	1:10.65 [9] (0:13.21)	0:57.44 [1] (0:10.82)	0:46.62 [1] (0:11.09)	0:35.53 [1] (0:11.30)	0:24.23 [1] (0:11.43)	0:12.80 [2] (0:12.80)
Average Speed [km/h]	54.6	66.9	65.4	64.6	63.0	56.3
Top Speed [km/h]	66.7	67.7	67.3	66.8	66.7	60.6
Avg. Dist. to Rail [m]	6.4	0.6	1.9	2.6	1.9	0.7
Avg. Stride Freq. [Hz]	2.5	2.4	2.4	2.4	2.4	2.2
Avg. Stride Length [m]	6.5	7.5	7.6	7.4	7.3	7.0



- [ ] Ranking at each section and finish
- .-.- No data available at this section
- NA No data available



Horse/Jockey Name	La Amigo
Final Rank	10
Fastest Section Time (Section)	0:10.95 (1000m)
Top Speed [km/h] (Section)	69.5 (1000m)
Race State	Finished



Eagle Farm QLD Professional  
 Race 8: GO TRANSIT MEDIA GROUP Colts, Geldings & Entires  
 BENCHMARK 78 Handicap - 1200m

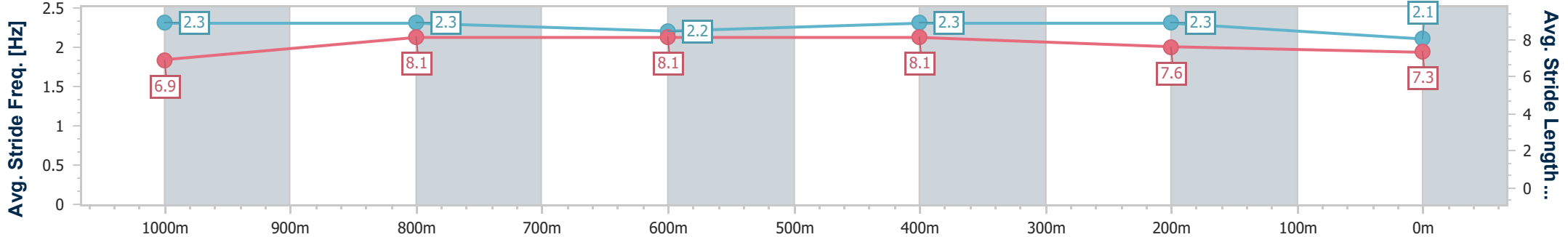
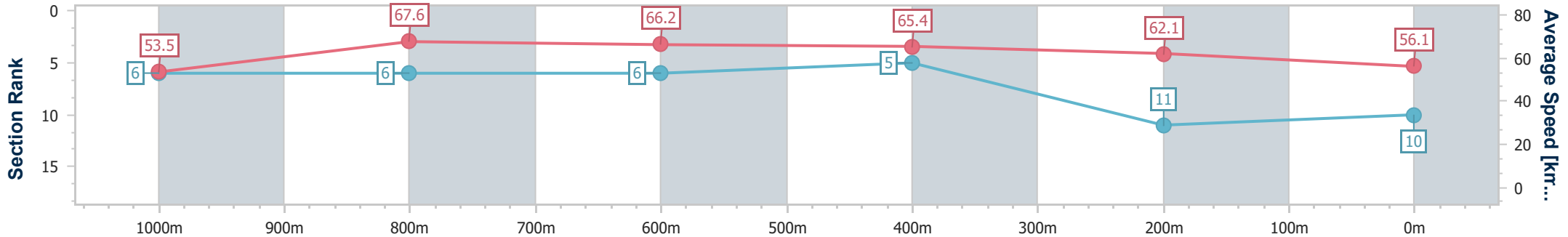


23 March 2024 - 16:29

BRISBANE  
 RACING CLUB

Track Rating: Good 4, Weather: Fine, Rail Position: +2.5m Entire

Section	Overall	1000m	800m	600m	400m	200m
Section Times	1:11.19 [10] (0:13.51)	0:57.68 [6] (0:10.95)	0:46.73 [6] (0:11.11)	0:35.62 [6] (0:11.24)	0:24.38 [5] (0:11.57)	0:12.81 [11] (0:12.81)
Average Speed [km/h]	53.5	67.6	66.2	65.4	62.1	56.1
Top Speed [km/h]	68.1	69.5	66.9	65.7	65.5	59.9
Avg. Dist. to Rail [m]	6.9	5.9	4.9	3.3	4.8	3.1
Avg. Stride Freq. [Hz]	2.3	2.3	2.2	2.3	2.3	2.1
Avg. Stride Length [m]	6.9	8.1	8.1	8.1	7.6	7.3



- [ ] Ranking at each section and finish
- .-.- No data available at this section
- NA No data available



Horse/Jockey Name	Jamaican Rumba
Final Rank	11
Fastest Section Time (Section)	0:10.81 (1000m)
Top Speed [km/h] (Section)	69.7 (1000m)
Race State	Finished



Eagle Farm QLD Professional  
 Race 8: GO TRANSIT MEDIA GROUP Colts, Geldings & Entires  
 BENCHMARK 78 Handicap - 1200m

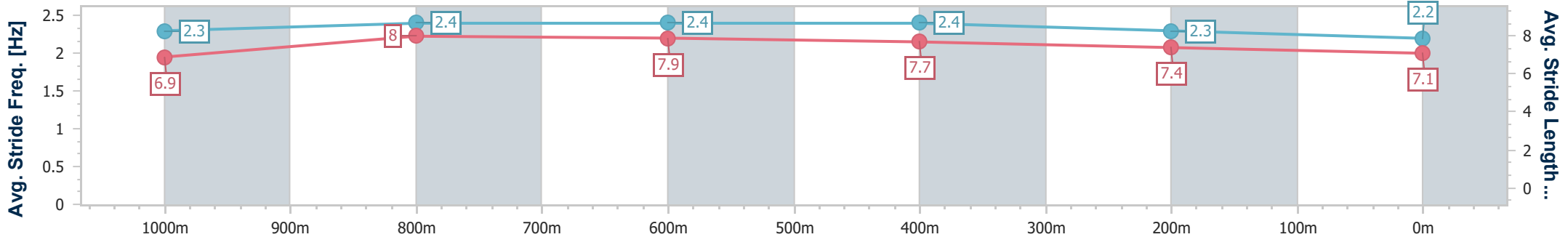
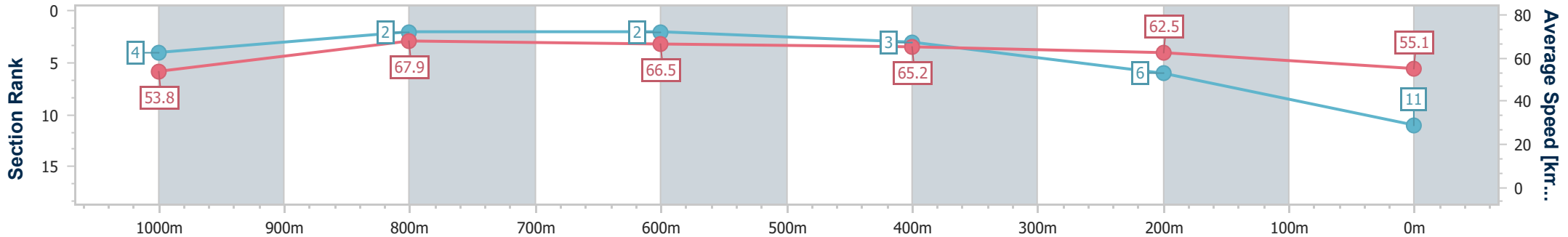


23 March 2024 - 16:29

BRISBANE  
 RACING CLUB

Track Rating: Good 4, Weather: Fine, Rail Position: +2.5m Entire

Section	Overall	1000m	800m	600m	400m	200m
Section Times	1:11.21 [11] (0:13.44)	0:57.77 [4] (0:10.81)	0:46.96 [2] (0:11.09)	0:35.87 [2] (0:11.30)	0:24.57 [3] (0:11.47)	0:13.10 [6] (0:13.10)
Average Speed [km/h]	53.8	67.9	66.5	65.2	62.5	55.1
Top Speed [km/h]	68.9	69.7	68.1	66.3	65.6	58.9
Avg. Dist. to Rail [m]	5.2	3.9	6.2	4.0	4.0	2.0
Avg. Stride Freq. [Hz]	2.3	2.4	2.4	2.4	2.3	2.2
Avg. Stride Length [m]	6.9	8.0	7.9	7.7	7.4	7.1



- [ ] Ranking at each section and finish
- .-.- No data available at this section
- NA No data available