



Eagle Farm QLD Professional
Race 7: ETHOS ORTHODONTICS Fillies & Mares BENCHMARK 78
Handicap - 1200m
23 March 2024 - 15:49



BRISBANE
RACING CLUB

Track Rating: Good 4, Weather: Fine, Rail Position: +2.5m Entire

Section		Field Times											Last 600m	
		Overall	1000m	800m	600m	400m	200m						0:34.15	
		1:10.42 (0:13.31)	0:57.11 (0:11.33)	0:45.78 (0:11.63)	0:34.15 (0:11.42)	0:22.73 (0:10.89)	0:11.84 (0:11.84)							
Rank	TAB Horse/Jockey	Barrier	Top Speed [km/h]	Fastest Section								Margin	Distance Travelled [m]	
1	1 BUBBA'S BAY Bailey Wheeler	1	67.5 400m	0:10.99 400m	1:10.42 [1] (0:13.58)	0:56.84 [2] (0:11.25)	0:45.59 [2] (0:11.44)	0:34.15 [1] (0:11.42)	0:22.73 [1] (0:10.99)	0:11.74 [2] (0:11.74)	1:10.42	0:34.15		
2	6 PRINCESS TENKO Justin Stanley	6	68.7 Overall	0:10.88 400m	1:10.44 [2] (0:13.31)	0:57.13 [1] (0:11.33)	0:45.80 [1] (0:11.70)	0:34.10 [2] (0:11.36)	0:22.74 [2] (0:10.88)	0:11.86 [1] (0:11.86)	0.15L	0:34.10	-2	
3	3 CRAZY TRAIN Martin Harley	3	67.1 600m	0:10.96 400m	1:10.55 [3] (0:13.59)	0:56.96 [3] (0:11.28)	0:45.68 [3] (0:11.67)	0:34.01 [4] (0:11.18)	0:22.83 [3] (0:10.96)	0:11.87 [3] (0:11.87)	0.81L	0:34.01	+6	
4	7 TOJAKI Robbie Dolan	7	68.5 400m	0:10.81 400m	1:10.62 [4] (0:14.21)	0:56.41 [9] (0:11.16)	0:45.25 [8] (0:11.60)	0:33.65 [9] (0:11.23)	0:22.42 [9] (0:10.81)	0:11.61 [7] (0:11.61)	1.19L	0:33.65	+6	
5	4 OUTLAWED Jake Molloy	4	67.2 400m	0:10.88 400m	1:10.69 [5] (0:14.06)	0:56.63 [8] (0:11.14)	0:45.49 [6] (0:11.69)	0:33.80 [8] (0:11.24)	0:22.56 [7] (0:10.88)	0:11.68 [6] (0:11.68)	1.62L	0:33.80	+0	
6	17 MISHANI ROYALE Jim Byrne	17	67.5 400m	0:10.78 400m	1:10.73 [6] (0:14.02)	0:56.71 [6] (0:11.39)	0:45.32 [9] (0:11.32)	0:34.00 [6] (0:11.33)	0:22.67 [6] (0:10.78)	0:11.89 [4] (0:11.89)	1.85L	0:34.00	+5	
7	15 BRAVE MASO Nikita Beriman	15	66.1 1000m	0:11.13 1000m	1:10.74 [7] (0:13.78)	0:56.96 [4] (0:11.13)	0:45.83 [4] (0:11.62)	0:34.21 [3] (0:11.26)	0:22.95 [4] (0:11.16)	0:11.79 [5] (0:11.79)	1.92L	0:34.21	+0	
8	14 BARISTASISTA Angela Jones	14	66.8 400m	0:11.13 400m	1:11.07 [8] (0:13.83)	0:57.24 [5] (0:11.25)	0:45.99 [5] (0:11.64)	0:34.35 [5] (0:11.29)	0:23.06 [5] (0:11.13)	0:11.93 [8] (0:11.93)	3.81L	0:34.35	+5	
9	2 MAHBABY Tahlia Fenlon	2	66.8 400m	0:11.04 400m	1:11.29 [9] (0:14.05)	0:57.24 [7] (0:11.28)	0:45.96 [7] (0:11.49)	0:34.47 [7] (0:11.34)	0:23.13 [8] (0:11.04)	0:12.09 [9] (0:12.09)	5.15L	0:34.47	+4	

Scratched: Fumiko (#13), The Lioness (#10), April In Augusta (#9), Argyle Pink (#12), Poetic Drama (#5), Strapparsi (#11), Caderas (#16), Alamira (#8)

[] Ranking at each section and finish
 -:-:- No data available at this section
 NA No data available

SCN Saddle cloth number
 DNF Did not finish
 DNT Did not track



Horse/Jockey Name	Bubba's Bay
Final Rank	1
Fastest Section Time (Section)	0:10.99 (400m)
Top Speed [km/h] (Section)	67.5 (400m)
Race State	Finished

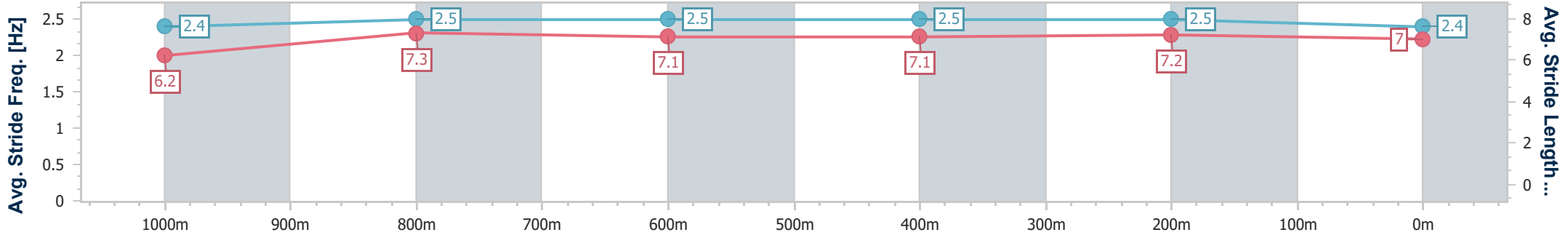
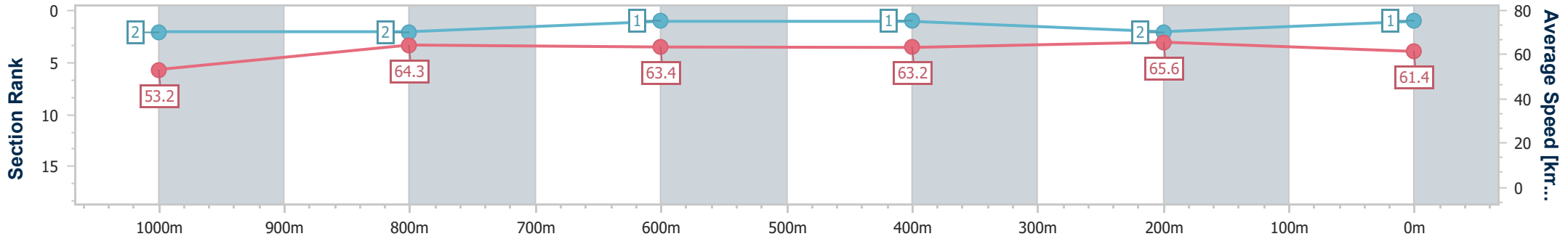


Eagle Farm QLD Professional
 Race 7: ETHOS ORTHODONTICS Fillies & Mares BENCHMARK
 78 Handicap - 1200m
 23 March 2024 - 15:49
 Track Rating: Good 4, Weather: Fine, Rail Position: +2.5m Entire



BRISBANE
 RACING CLUB

Section	Overall	1000m	800m	600m	400m	200m
Section Times	1:10.42 [1] (0:13.58)	0:56.84 [2] (0:11.25)	0:45.59 [2] (0:11.44)	0:34.15 [1] (0:11.42)	0:22.73 [1] (0:10.99)	0:11.74 [2] (0:11.74)
Average Speed [km/h]	53.2	64.3	63.4	63.2	65.6	61.4
Top Speed [km/h]	66.5	65.8	63.9	65.3	67.5	63.8
Avg. Dist. to Rail [m]	2.5	1.0	1.4	0.9	4.4	3.4
Avg. Stride Freq. [Hz]	2.4	2.5	2.5	2.5	2.5	2.4
Avg. Stride Length [m]	6.2	7.3	7.1	7.1	7.2	7.0



- [] Ranking at each section and finish
- .-.- No data available at this section
- NA No data available



Horse/Jockey Name	Princess Tenko
Final Rank	2
Fastest Section Time (Section)	0:10.88 (400m)
Top Speed [km/h] (Section)	68.7 (Overall)
Race State	Finished

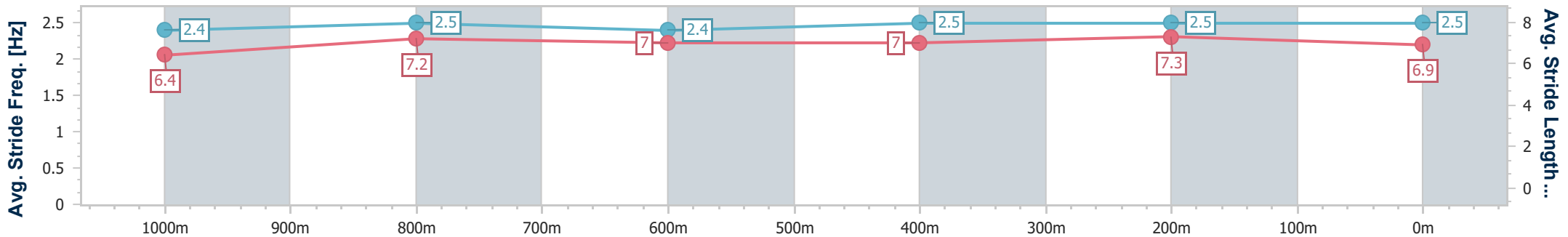
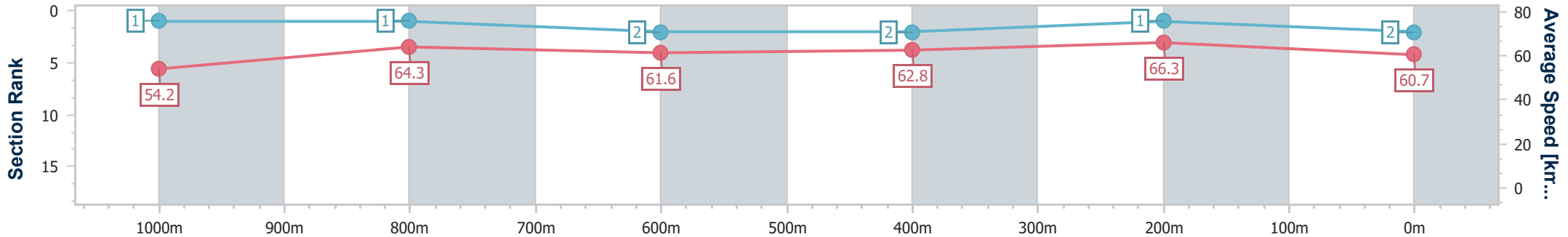


Eagle Farm QLD Professional
 Race 7: ETHOS ORTHODONTICS Fillies & Mares BENCHMARK
 78 Handicap - 1200m
 23 March 2024 - 15:49
 Track Rating: Good 4, Weather: Fine, Rail Position: +2.5m Entire



BRISBANE
 RACING CLUB

Section	Overall	1000m	800m	600m	400m	200m
Section Times	1:10.44 [2] (0:13.31)	0:57.13 [1] (0:11.33)	0:45.80 [1] (0:11.70)	0:34.10 [2] (0:11.36)	0:22.74 [2] (0:10.88)	0:11.86 [1] (0:11.86)
Average Speed [km/h]	54.2	64.3	61.6	62.8	66.3	60.7
Top Speed [km/h]	68.7	68.3	63.2	64.3	67.5	64.5
Avg. Dist. to Rail [m]	6.3	2.2	1.0	1.3	1.6	2.2
Avg. Stride Freq. [Hz]	2.4	2.5	2.4	2.5	2.5	2.5
Avg. Stride Length [m]	6.4	7.2	7.0	7.0	7.3	6.9



- [] Ranking at each section and finish
- .-.- No data available at this section
- NA No data available



Horse/Jockey Name	Crazy Train
Final Rank	3
Fastest Section Time (Section)	0:10.96 (400m)
Top Speed [km/h] (Section)	67.1 (600m)
Race State	Finished

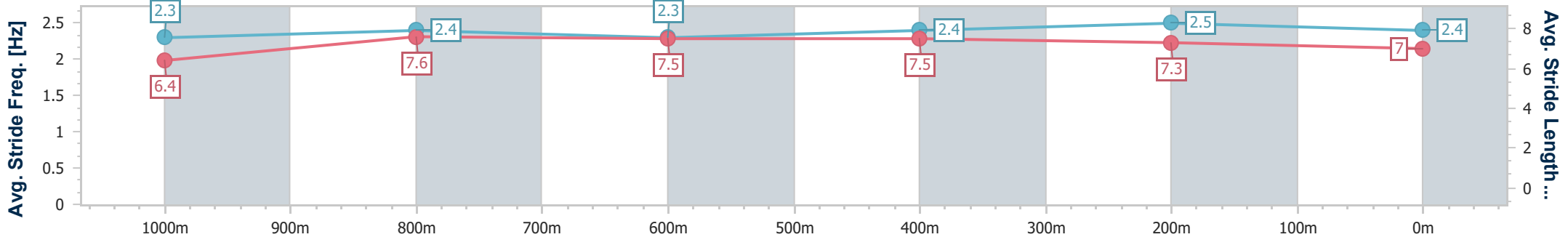
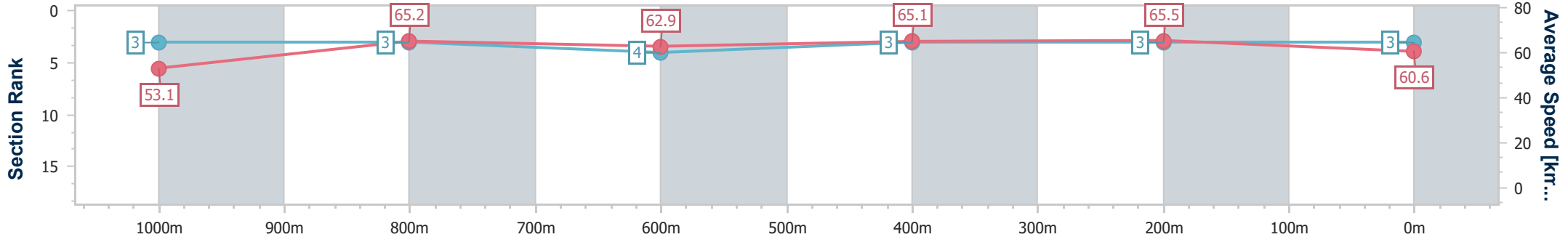


Eagle Farm QLD Professional
 Race 7: ETHOS ORTHODONTICS Fillies & Mares BENCHMARK
 78 Handicap - 1200m
 23 March 2024 - 15:49
 Track Rating: Good 4, Weather: Fine, Rail Position: +2.5m Entire



BRISBANE
 RACING CLUB

Section	Overall	1000m	800m	600m	400m	200m
Section Times	1:10.55 [3] (0:13.59)	0:56.96 [3] (0:11.28)	0:45.68 [3] (0:11.67)	0:34.01 [4] (0:11.18)	0:22.83 [3] (0:10.96)	0:11.87 [3] (0:11.87)
Average Speed [km/h]	53.1	65.2	62.9	65.1	65.5	60.6
Top Speed [km/h]	64.8	65.6	64.9	67.1	67.0	63.9
Avg. Dist. to Rail [m]	5.6	3.8	4.5	1.4	3.0	3.9
Avg. Stride Freq. [Hz]	2.3	2.4	2.3	2.4	2.5	2.4
Avg. Stride Length [m]	6.4	7.6	7.5	7.5	7.3	7.0



- [] Ranking at each section and finish
- .-.- No data available at this section
- NA No data available



Horse/Jockey Name	Tojaki
Final Rank	4
Fastest Section Time (Section)	0:10.81 (400m)
Top Speed [km/h] (Section)	68.5 (400m)
Race State	Finished

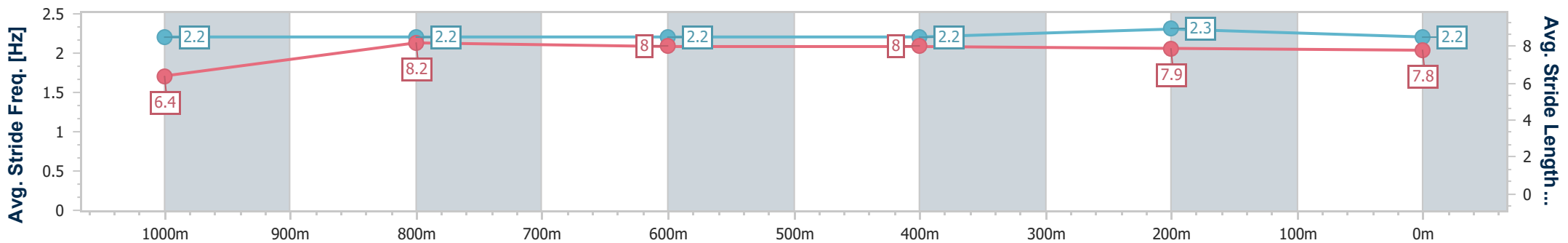
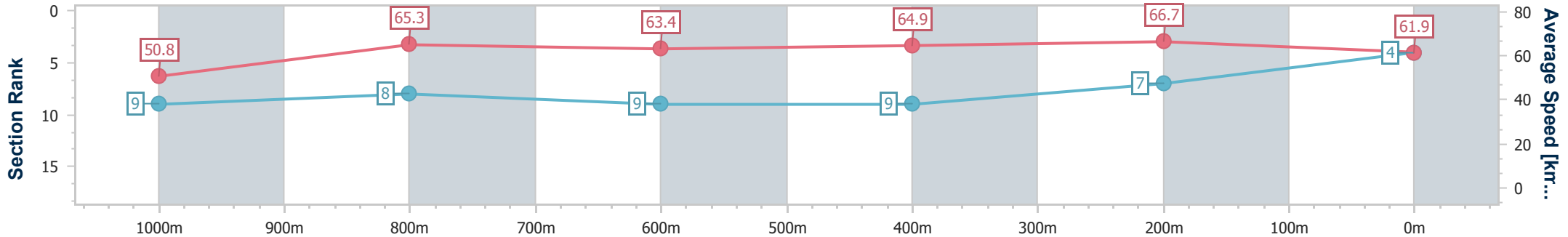


Eagle Farm QLD Professional
 Race 7: ETHOS ORTHODONTICS Fillies & Mares BENCHMARK
 78 Handicap - 1200m
 23 March 2024 - 15:49
 Track Rating: Good 4, Weather: Fine, Rail Position: +2.5m Entire



BRISBANE
 RACING CLUB

Section	Overall	1000m	800m	600m	400m	200m
Section Times	1:10.62 [4] (0:14.21)	0:56.41 [9] (0:11.16)	0:45.25 [8] (0:11.60)	0:33.65 [9] (0:11.23)	0:22.42 [9] (0:10.81)	0:11.61 [7] (0:11.61)
Average Speed [km/h]	50.8	65.3	63.4	64.9	66.7	61.9
Top Speed [km/h]	63.4	66.9	65.5	66.6	68.5	64.2
Avg. Dist. to Rail [m]	3.8	2.6	4.5	2.3	3.6	6.6
Avg. Stride Freq. [Hz]	2.2	2.2	2.2	2.2	2.3	2.2
Avg. Stride Length [m]	6.4	8.2	8.0	8.0	7.9	7.8



- [] Ranking at each section and finish
- .-.- No data available at this section
- NA No data available



Horse/Jockey Name	Outlawed
Final Rank	5
Fastest Section Time (Section)	0:10.88 (400m)
Top Speed [km/h] (Section)	67.2 (400m)
Race State	Finished

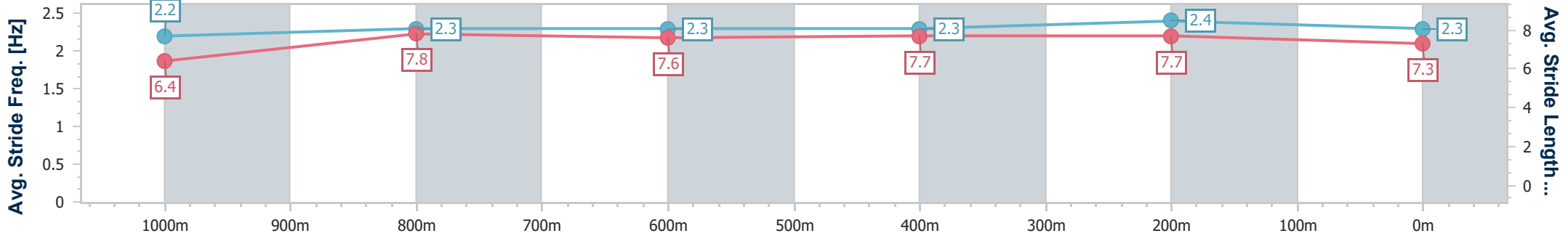
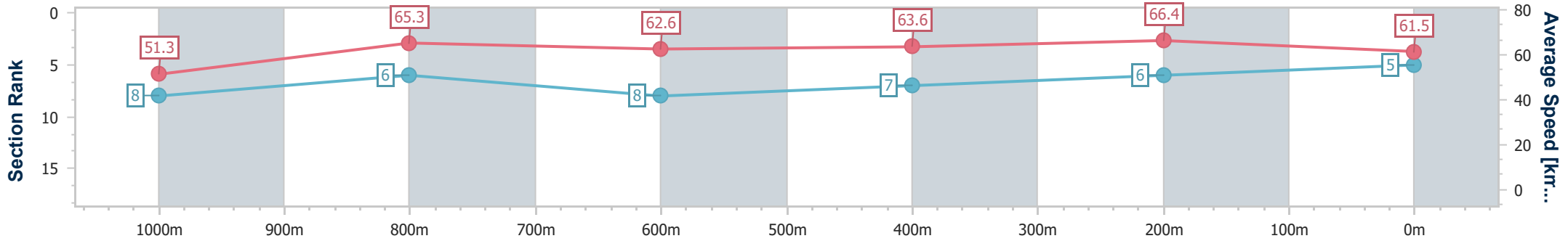


Eagle Farm QLD Professional
 Race 7: ETHOS ORTHODONTICS Fillies & Mares BENCHMARK
 78 Handicap - 1200m
 23 March 2024 - 15:49
 Track Rating: Good 4, Weather: Fine, Rail Position: +2.5m Entire



BRISBANE
 RACING CLUB

Section	Overall	1000m	800m	600m	400m	200m
Section Times	1:10.69 [5] (0:14.06)	0:56.63 [8] (0:11.14)	0:45.49 [6] (0:11.69)	0:33.80 [8] (0:11.24)	0:22.56 [7] (0:10.88)	0:11.68 [6] (0:11.68)
Average Speed [km/h]	51.3	65.3	62.6	63.6	66.4	61.5
Top Speed [km/h]	66.0	65.8	64.8	64.8	67.2	64.8
Avg. Dist. to Rail [m]	2.3	1.8	3.1	1.2	0.4	0.4
Avg. Stride Freq. [Hz]	2.2	2.3	2.3	2.3	2.4	2.3
Avg. Stride Length [m]	6.4	7.8	7.6	7.7	7.7	7.3



- [] Ranking at each section and finish
- .-.- No data available at this section
- NA No data available



Horse/Jockey Name	Mishani Royale
Final Rank	6
Fastest Section Time (Section)	0:10.78 (400m)
Top Speed [km/h] (Section)	67.5 (400m)
Race State	Finished

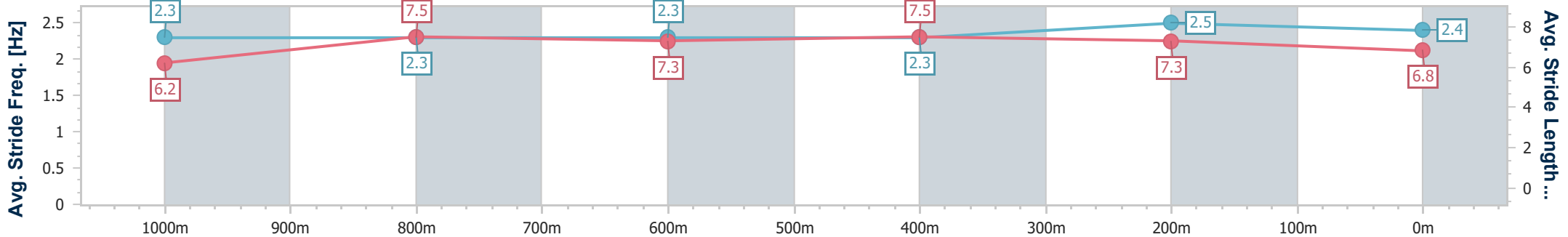
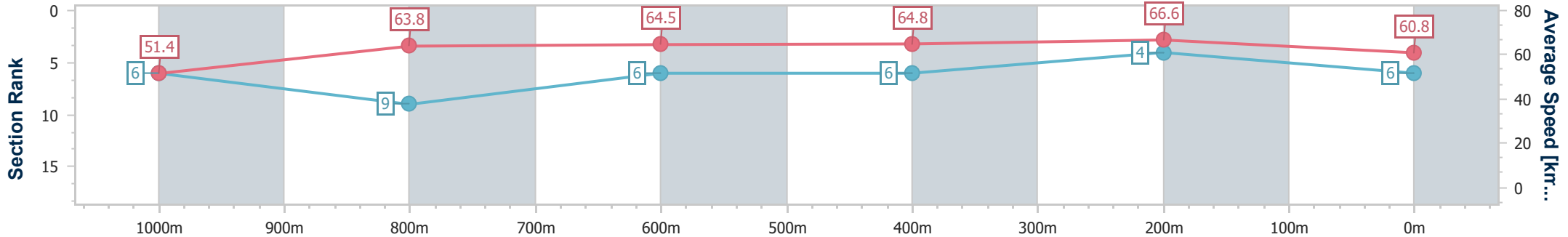


Eagle Farm QLD Professional
 Race 7: ETHOS ORTHODONTICS Fillies & Mares BENCHMARK
 78 Handicap - 1200m
 23 March 2024 - 15:49
 Track Rating: Good 4, Weather: Fine, Rail Position: +2.5m Entire



BRISBANE
 RACING CLUB

Section	Overall	1000m	800m	600m	400m	200m
Section Times	1:10.73 [6] (0:14.02)	0:56.71 [6] (0:11.39)	0:45.32 [9] (0:11.32)	0:34.00 [6] (0:11.33)	0:22.67 [6] (0:10.78)	0:11.89 [4] (0:11.89)
Average Speed [km/h]	51.4	63.8	64.5	64.8	66.6	60.8
Top Speed [km/h]	63.9	66.1	65.7	66.6	67.5	64.7
Avg. Dist. to Rail [m]	5.6	1.9	2.9	4.2	7.3	5.7
Avg. Stride Freq. [Hz]	2.3	2.3	2.3	2.3	2.5	2.4
Avg. Stride Length [m]	6.2	7.5	7.3	7.5	7.3	6.8



- [] Ranking at each section and finish
- .-.- No data available at this section
- NA No data available



Horse/Jockey Name	Brave Maso
Final Rank	7
Fastest Section Time (Section)	0:11.13 (1000m)
Top Speed [km/h] (Section)	66.1 (1000m)
Race State	Finished

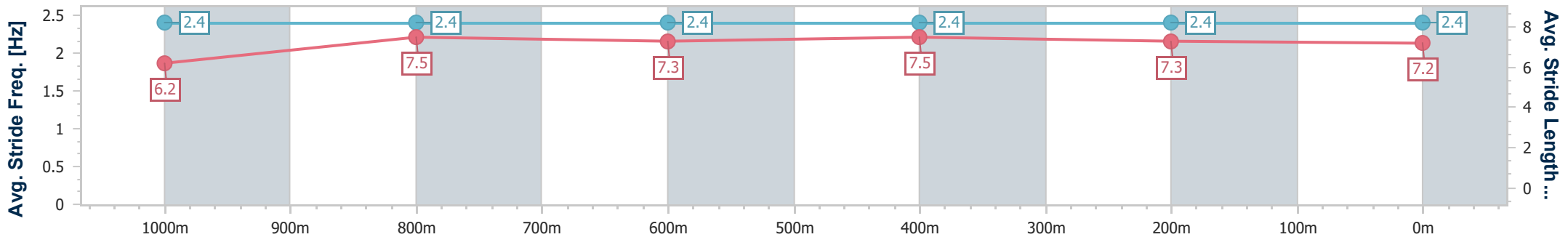
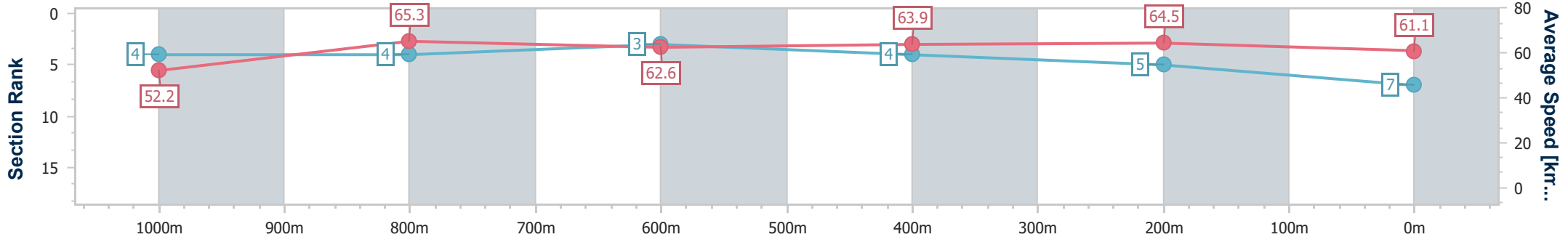


Eagle Farm QLD Professional
 Race 7: ETHOS ORTHODONTICS Fillies & Mares BENCHMARK
 78 Handicap - 1200m
 23 March 2024 - 15:49
 Track Rating: Good 4, Weather: Fine, Rail Position: +2.5m Entire



BRISBANE
 RACING CLUB

Section	Overall	1000m	800m	600m	400m	200m
Section Times	1:10.74 [7] (0:13.78)	0:56.96 [4] (0:11.13)	0:45.83 [4] (0:11.62)	0:34.21 [3] (0:11.26)	0:22.95 [4] (0:11.16)	0:11.79 [5] (0:11.79)
Average Speed [km/h]	52.2	65.3	62.6	63.9	64.5	61.1
Top Speed [km/h]	65.4	66.1	64.6	65.3	65.9	63.9
Avg. Dist. to Rail [m]	1.8	1.7	1.7	0.3	2.0	4.6
Avg. Stride Freq. [Hz]	2.4	2.4	2.4	2.4	2.4	2.4
Avg. Stride Length [m]	6.2	7.5	7.3	7.5	7.3	7.2



- [] Ranking at each section and finish
- .-.- No data available at this section
- NA No data available



Horse/Jockey Name	Baristasista
Final Rank	8
Fastest Section Time (Section)	0:11.13 (400m)
Top Speed [km/h] (Section)	66.8 (400m)
Race State	Finished

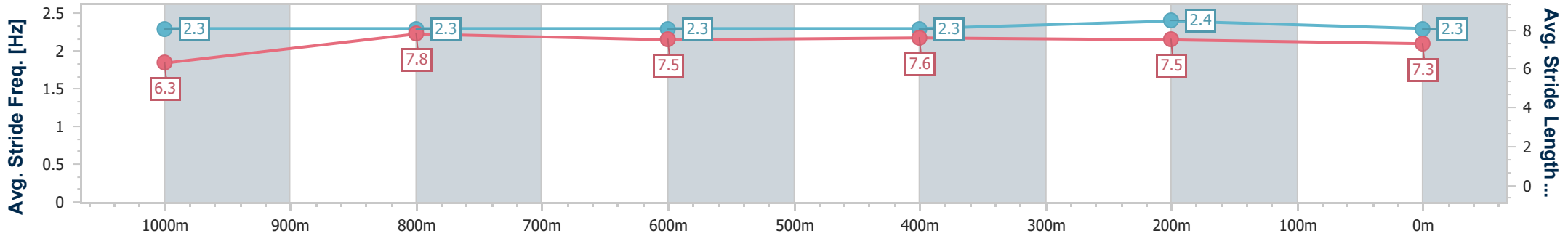
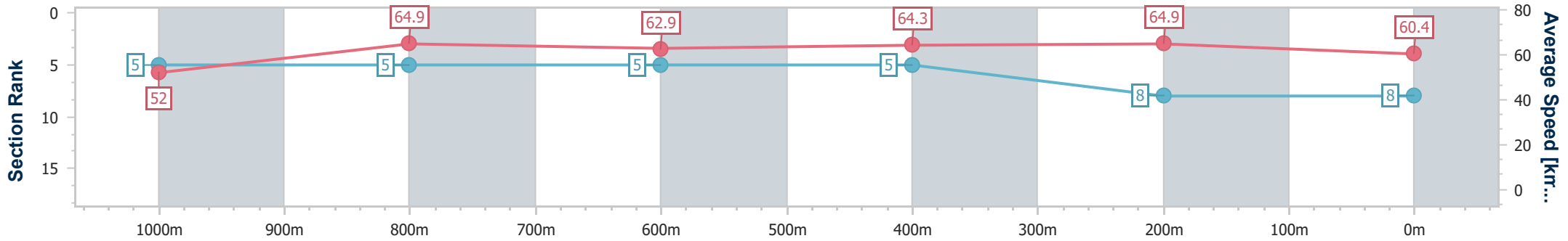


Eagle Farm QLD Professional
 Race 7: ETHOS ORTHODONTICS Fillies & Mares BENCHMARK
 78 Handicap - 1200m
 23 March 2024 - 15:49
 Track Rating: Good 4, Weather: Fine, Rail Position: +2.5m Entire



BRISBANE
 RACING CLUB

Section	Overall	1000m	800m	600m	400m	200m
Section Times	1:11.07 [8] (0:13.83)	0:57.24 [5] (0:11.25)	0:45.99 [5] (0:11.64)	0:34.35 [5] (0:11.29)	0:23.06 [5] (0:11.13)	0:11.93 [8] (0:11.93)
Average Speed [km/h]	52.0	64.9	62.9	64.3	64.9	60.4
Top Speed [km/h]	64.4	65.6	64.9	66.8	66.8	63.5
Avg. Dist. to Rail [m]	4.0	2.3	3.9	1.9	6.4	8.0
Avg. Stride Freq. [Hz]	2.3	2.3	2.3	2.3	2.4	2.3
Avg. Stride Length [m]	6.3	7.8	7.5	7.6	7.5	7.3



- [] Ranking at each section and finish
- .-.- No data available at this section
- NA No data available



Horse/Jockey Name	Mahbaby
Final Rank	9
Fastest Section Time (Section)	0:11.04 (400m)
Top Speed [km/h] (Section)	66.8 (400m)
Race State	Finished

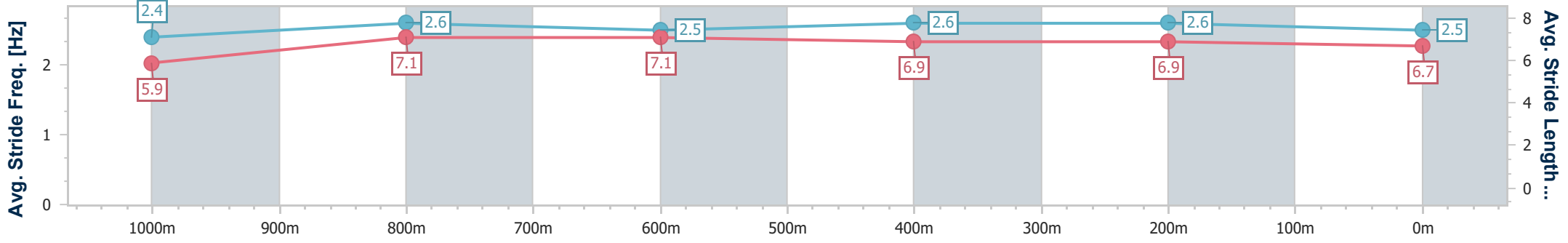
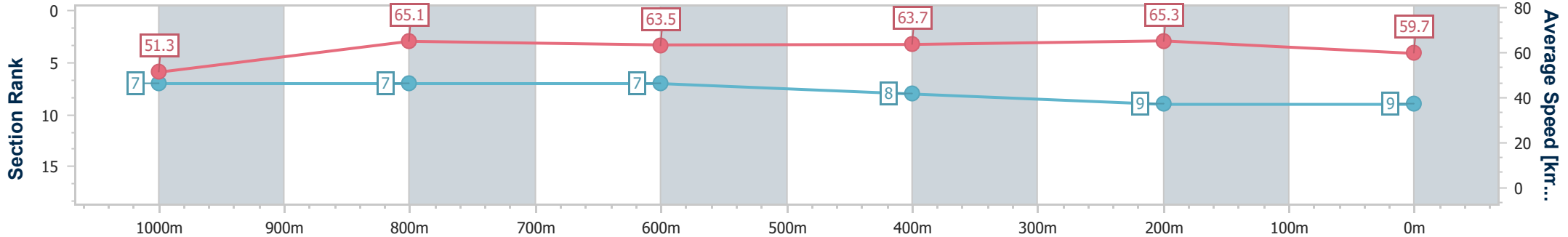


Eagle Farm QLD Professional
 Race 7: ETHOS ORTHODONTICS Fillies & Mares BENCHMARK
 78 Handicap - 1200m
 23 March 2024 - 15:49
 Track Rating: Good 4, Weather: Fine, Rail Position: +2.5m Entire



BRISBANE
 RACING CLUB

Section	Overall	1000m	800m	600m	400m	200m
Section Times	1:11.29 [9] (0:14.05)	0:57.24 [7] (0:11.28)	0:45.96 [7] (0:11.49)	0:34.47 [7] (0:11.34)	0:23.13 [8] (0:11.04)	0:12.09 [9] (0:12.09)
Average Speed [km/h]	51.3	65.1	63.5	63.7	65.3	59.7
Top Speed [km/h]	65.0	65.8	65.7	65.4	66.8	64.0
Avg. Dist. to Rail [m]	3.1	3.5	2.6	1.4	5.7	5.9
Avg. Stride Freq. [Hz]	2.4	2.6	2.5	2.6	2.6	2.5
Avg. Stride Length [m]	5.9	7.1	7.1	6.9	6.9	6.7



- [] Ranking at each section and finish
- .-.- No data available at this section
- NA No data available