



Townsville QLD Professional
Race 1: FAMILY RACEDAY SATURDAY 13 APRIL QTIS Two-Year-Old
Handicap - 1000m
22 March 2024 - 12:53



Track Rating: Good 4, Weather: Fine, Rail Position: +2.0m 1000m-W.P; +0.5m Remainder

Section		Overall	800m	600m	400m	200m	Last 600m					
Field Times		0:57.06 (0:13.33)	0:43.73 (0:10.37)	0:33.36 (0:10.58)	0:22.78 (0:11.06)	0:11.72 (0:11.72)	0:33.36					
Rank	TAB Horse/Jockey	Barrier	Top Speed [km/h]	Fastest Section	Margin					Distance Travelled [m]		
1	2 MARGOT BARBIE Jackson Murphy	2	70.9 Overall	0:10.37 800m	0:57.06 [1] (0:13.33)	0:43.73 [1] (0:10.37)	0:33.36 [1] (0:10.58)	0:22.78 [1] (0:11.06)	0:11.72 [1] (0:11.72)	0:57.06	0:33.36	
2	3 SILVER GLITTER Gabrielle Semmens	3	70.8 800m	0:10.44 800m	0:57.09 [2] (0:13.56)	0:43.53 [3] (0:10.44)	0:33.09 [4] (0:10.53)	0:22.56 [3] (0:10.99)	0:11.57 [2] (0:11.57)	0.15L	0:33.09	+3
3	4 BETTER SHOW Lacey Morrison	4	70.7 Overall	0:10.39 800m	0:57.32 [3] (0:13.48)	0:43.84 [2] (0:10.39)	0:33.45 [2] (0:10.65)	0:22.80 [2] (0:11.13)	0:11.67 [3] (0:11.67)	1.53L	0:33.45	+3
4	5 KOBAYASTAR Tessa Townsend	5	71.3 800m	0:10.26 800m	0:57.94 [4] (0:13.61)	0:44.33 [4] (0:10.26)	0:34.07 [3] (0:10.69)	0:23.38 [4] (0:11.28)	0:12.10 [4] (0:12.10)	5.14L	0:34.07	+0
5	1 CHOCMINT Adam Sewell	1	70.4 800m	0:10.54 800m	0:58.66 [5] (0:13.98)	0:44.68 [6] (0:10.54)	0:34.14 [6] (0:10.79)	0:23.35 [6] (0:11.16)	0:12.19 [5] (0:12.19)	9.39L	0:34.14	+1
6	7 MISHANI STYLE Denicious Smith	7	70.3 Overall	0:10.45 800m	0:59.54 [6] (0:13.79)	0:45.75 [5] (0:10.45)	0:35.30 [5] (0:11.02)	0:24.28 [5] (0:11.60)	0:12.68 [6] (0:12.68)	14.59L	0:35.30	-2

Scratched: Don'tchalookdown (#6)

[] Ranking at each section and finish
 -:-:- No data available at this section
 NA No data available

SCN Saddle cloth number
 DNF Did not finish
 DNT Did not track



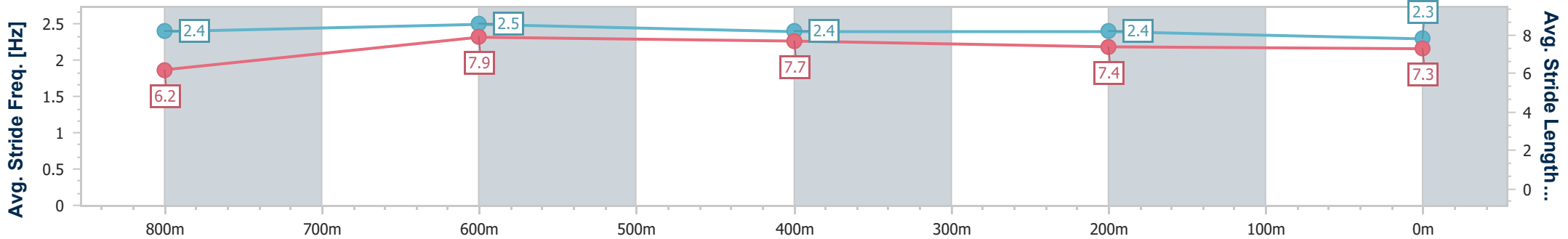
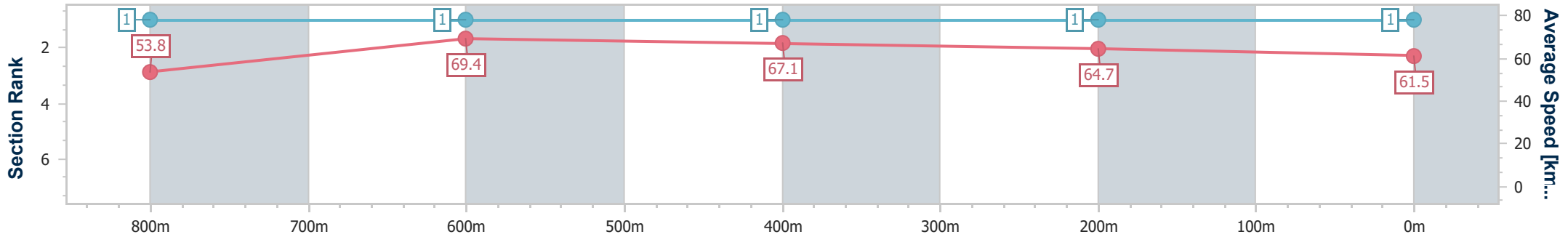
Horse/Jockey Name	Margot Barbie
Final Rank	1
Fastest Section Time (Section)	0:10.37 (800m)
Top Speed [km/h] (Section)	70.9 (Overall)
Race State	Finished



Townsville QLD Professional
 Race 1: FAMILY RACEDAY SATURDAY 13 APRIL QTIS Two-Year
 -Old Handicap - 1000m
 22 March 2024 - 12:53
 Track Rating: Good 4, Weather: Fine, Rail Position: +2.0m 1000m-
 W.P; +0.5m Remainder



Section	Overall	800m	600m	400m	200m
Section Times	0:57.06 [1] (0:13.33)	0:43.73 [1] (0:10.37)	0:33.36 [1] (0:10.58)	0:22.78 [1] (0:11.06)	0:11.72 [1] (0:11.72)
Average Speed [km/h]	53.8	69.4	67.1	64.7	61.5
Top Speed [km/h]	70.9	70.9	69.6	66.8	64.1
Avg. Dist. to Rail [m]	3.2	1.3	3.2	1.1	1.8
Avg. Stride Freq. [Hz]	2.4	2.5	2.4	2.4	2.3
Avg. Stride Length [m]	6.2	7.9	7.7	7.4	7.3



- [] Ranking at each section and finish
- .-.- No data available at this section
- NA No data available



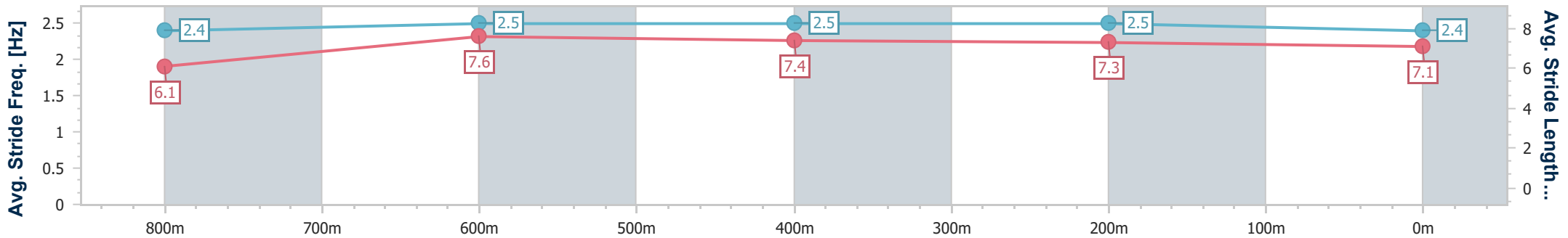
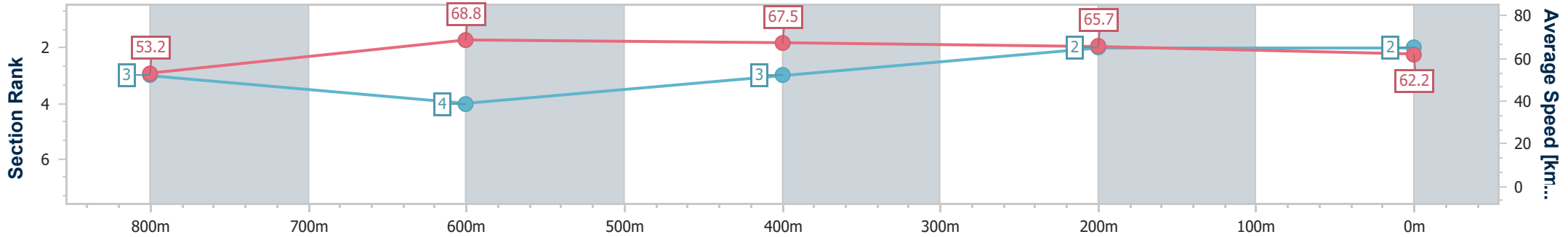
Horse/Jockey Name	Silver Glitter
Final Rank	2
Fastest Section Time (Section)	0:10.44 (800m)
Top Speed [km/h] (Section)	70.8 (800m)
Race State	Finished



Townsville QLD Professional
Race 1: FAMILY RACEDAY SATURDAY 13 APRIL QTIS Two-Year -Old Handicap - 1000m
22 March 2024 - 12:53
Track Rating: Good 4, Weather: Fine, Rail Position: +2.0m 1000m-W.P; +0.5m Remainder



Section	Overall	800m	600m	400m	200m
Section Times	0:57.09 [2] (0:13.56)	0:43.53 [3] (0:10.44)	0:33.09 [4] (0:10.53)	0:22.56 [3] (0:10.99)	0:11.57 [2] (0:11.57)
Average Speed [km/h]	53.2	68.8	67.5	65.7	62.2
Top Speed [km/h]	68.7	70.8	68.7	67.1	63.8
Avg. Dist. to Rail [m]	6.4	1.8	2.6	1.6	3.6
Avg. Stride Freq. [Hz]	2.4	2.5	2.5	2.5	2.4
Avg. Stride Length [m]	6.1	7.6	7.4	7.3	7.1



- [] Ranking at each section and finish
- .-.- No data available at this section
- NA No data available



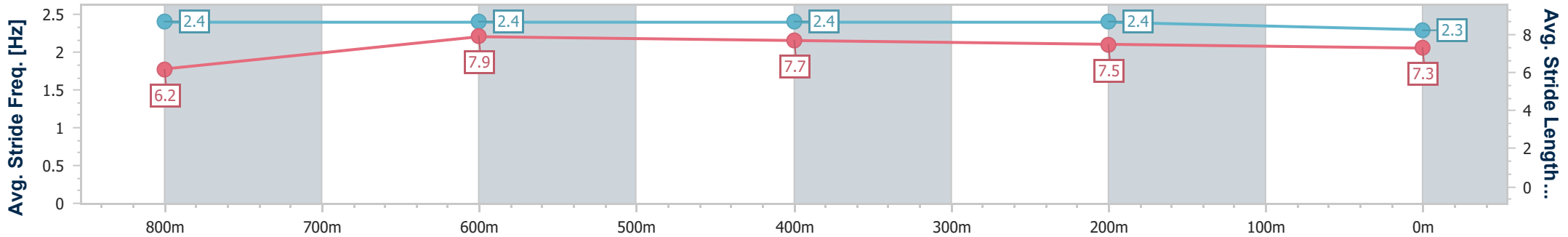
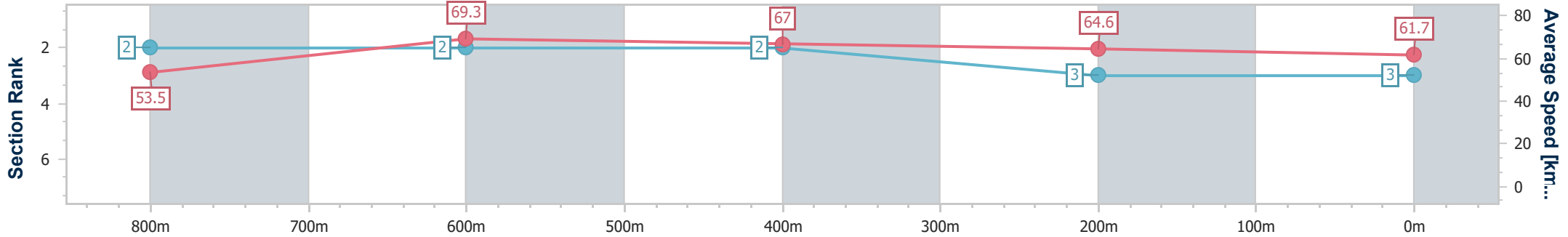
Horse/Jockey Name	Better Show
Final Rank	3
Fastest Section Time (Section)	0:10.39 (800m)
Top Speed [km/h] (Section)	70.7 (Overall)
Race State	Finished



Townsville QLD Professional
 Race 1: FAMILY RACEDAY SATURDAY 13 APRIL QTIS Two-Year
 -Old Handicap - 1000m
 22 March 2024 - 12:53
 Track Rating: Good 4, Weather: Fine, Rail Position: +2.0m 1000m-
 W.P; +0.5m Remainder



Section	Overall	800m	600m	400m	200m
Section Times	0:57.32 [3] (0:13.48)	0:43.84 [2] (0:10.39)	0:33.45 [2] (0:10.65)	0:22.80 [2] (0:11.13)	0:11.67 [3] (0:11.67)
Average Speed [km/h]	53.5	69.3	67.0	64.6	61.7
Top Speed [km/h]	70.7	70.7	67.9	65.8	64.6
Avg. Dist. to Rail [m]	5.1	1.2	1.7	1.1	1.5
Avg. Stride Freq. [Hz]	2.4	2.4	2.4	2.4	2.3
Avg. Stride Length [m]	6.2	7.9	7.7	7.5	7.3



- [] Ranking at each section and finish
- .-.- No data available at this section
- NA No data available



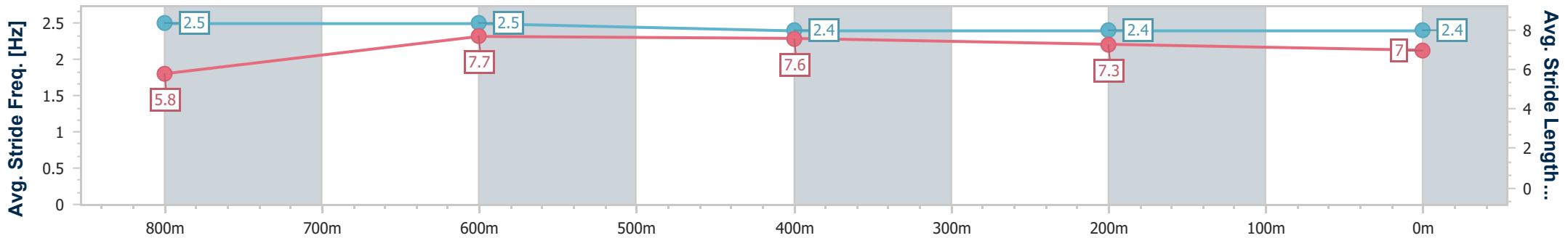
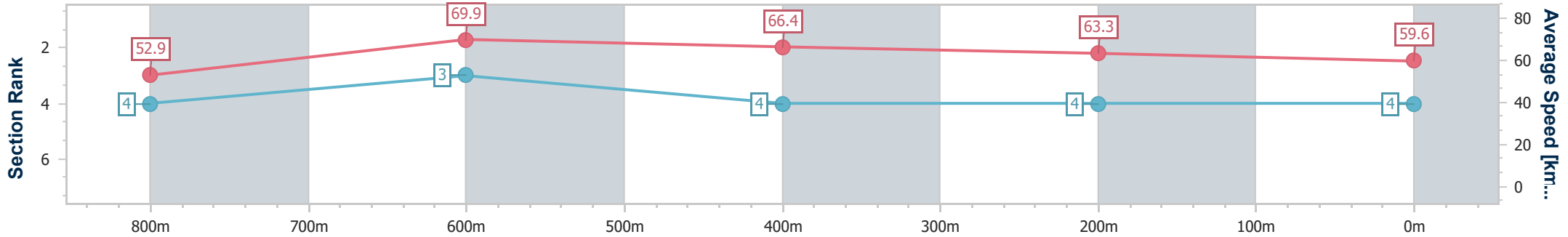
Horse/Jockey Name	Kobayastar
Final Rank	4
Fastest Section Time (Section)	0:10.26 (800m)
Top Speed [km/h] (Section)	71.3 (800m)
Race State	Finished



Townsville QLD Professional
 Race 1: FAMILY RACEDAY SATURDAY 13 APRIL QTIS Two-Year
 -Old Handicap - 1000m
 22 March 2024 - 12:53
 Track Rating: Good 4, Weather: Fine, Rail Position: +2.0m 1000m-
 W.P; +0.5m Remainder



Section	Overall	800m	600m	400m	200m
Section Times	0:57.94 [4] (0:13.61)	0:44.33 [4] (0:10.26)	0:34.07 [3] (0:10.69)	0:23.38 [4] (0:11.28)	0:12.10 [4] (0:12.10)
Average Speed [km/h]	52.9	69.9	66.4	63.3	59.6
Top Speed [km/h]	70.9	71.3	68.5	65.9	61.6
Avg. Dist. to Rail [m]	3.1	1.5	3.2	2.3	1.3
Avg. Stride Freq. [Hz]	2.5	2.5	2.4	2.4	2.4
Avg. Stride Length [m]	5.8	7.7	7.6	7.3	7.0



- [] Ranking at each section and finish
- .-.- No data available at this section
- NA No data available



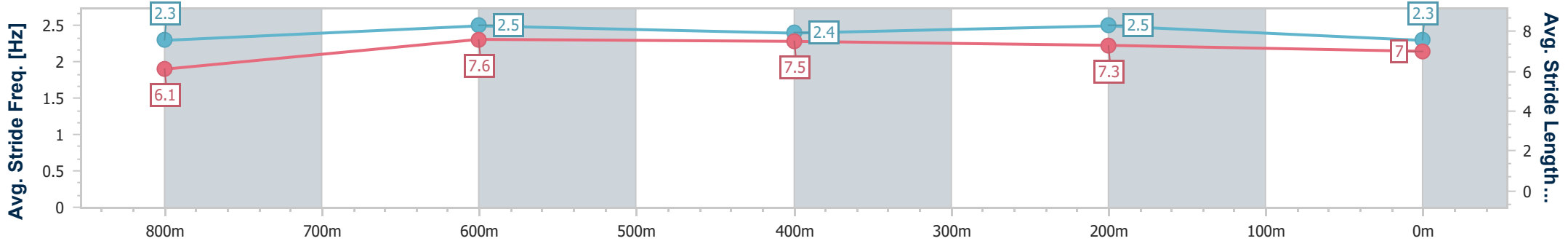
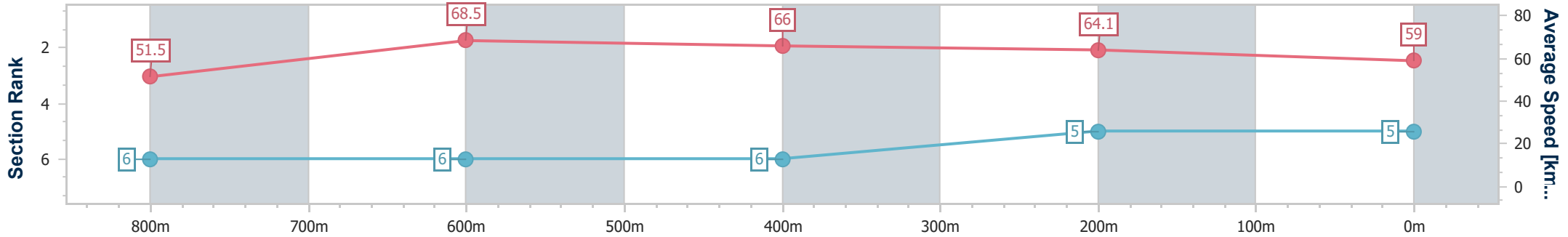
Horse/Jockey Name	Chocmint
Final Rank	5
Fastest Section Time (Section)	0:10.54 (800m)
Top Speed [km/h] (Section)	70.4 (800m)
Race State	Finished



Townsville QLD Professional
Race 1: FAMILY RACEDAY SATURDAY 13 APRIL QTIS Two-Year -Old Handicap - 1000m
22 March 2024 - 12:53
Track Rating: Good 4, Weather: Fine, Rail Position: +2.0m 1000m- W.P; +0.5m Remainder



Section	Overall	800m	600m	400m	200m
Section Times	0:58.66 [5] (0:13.98)	0:44.68 [6] (0:10.54)	0:34.14 [6] (0:10.79)	0:23.35 [6] (0:11.16)	0:12.19 [5] (0:12.19)
Average Speed [km/h]	51.5	68.5	66.0	64.1	59.0
Top Speed [km/h]	69.9	70.4	67.1	65.8	61.2
Avg. Dist. to Rail [m]	2.5	1.4	2.7	1.4	1.0
Avg. Stride Freq. [Hz]	2.3	2.5	2.4	2.5	2.3
Avg. Stride Length [m]	6.1	7.6	7.5	7.3	7.0



- [] Ranking at each section and finish
- .-.- No data available at this section
- NA No data available



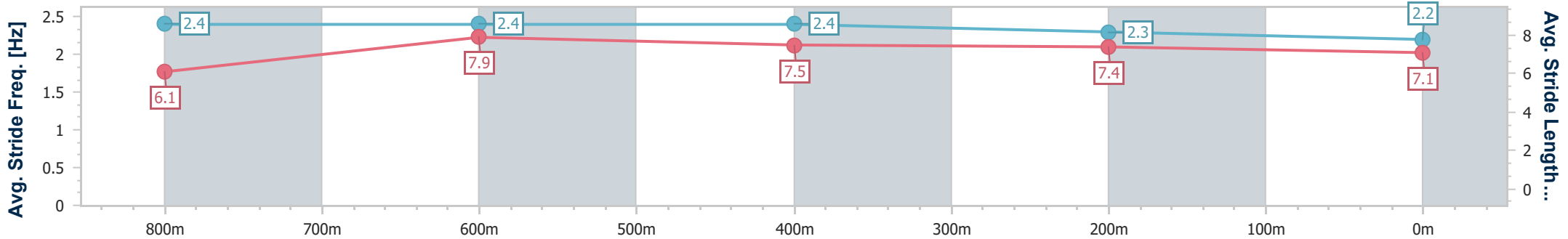
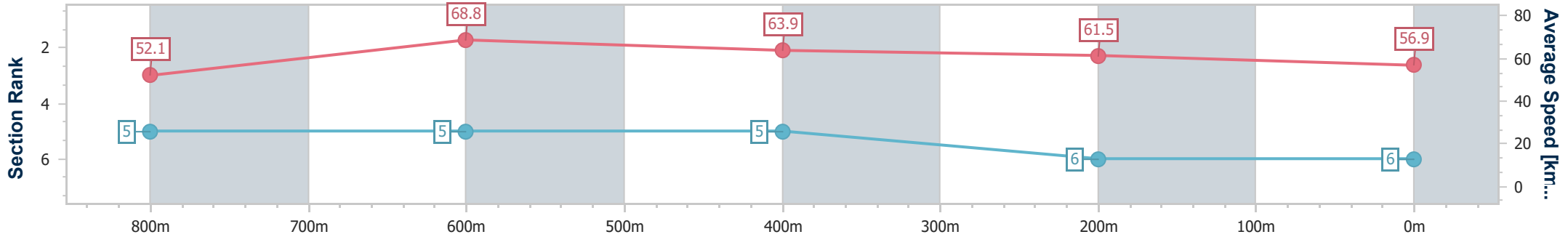
Horse/Jockey Name	Mishani Style
Final Rank	6
Fastest Section Time (Section)	0:10.45 (800m)
Top Speed [km/h] (Section)	70.3 (Overall)
Race State	Finished



Townsville QLD Professional
Race 1: FAMILY RACEDAY SATURDAY 13 APRIL QTIS Two-Year -Old Handicap - 1000m
22 March 2024 - 12:53
Track Rating: Good 4, Weather: Fine, Rail Position: +2.0m 1000m-W.P; +0.5m Remainder



Section	Overall	800m	600m	400m	200m
Section Times	0:59.54 [6] (0:13.79)	0:45.75 [5] (0:10.45)	0:35.30 [5] (0:11.02)	0:24.28 [5] (0:11.60)	0:12.68 [6] (0:12.68)
Average Speed [km/h]	52.1	68.8	63.9	61.5	56.9
Top Speed [km/h]	70.3	70.2	66.1	63.6	59.3
Avg. Dist. to Rail [m]	4.8	1.9	4.0	3.3	1.3
Avg. Stride Freq. [Hz]	2.4	2.4	2.4	2.3	2.2
Avg. Stride Length [m]	6.1	7.9	7.5	7.4	7.1



- [] Ranking at each section and finish
- .-.- No data available at this section
- NA No data available



Townsville QLD Professional

Race 2: WRC TICKETS ON SALE SOON QTIS Maiden Handicap - 1200m

22 March 2024 - 13:32



Track Rating: Good 4, Weather: Fine, Rail Position: +2.0m 1000m-W.P; +0.5 Remainder

Section		Overall	1000m	800m	600m	400m	200m	Last 600m					
Field Times		1:11.41 (0:14.60)	0:56.81 (0:11.69)	0:45.12 (0:11.12)	0:34.00 (0:10.66)	0:23.34 (0:11.21)	0:12.13 (0:12.13)	0:34.00					
Rank	TAB Horse/Jockey	Barrier	Top Speed [km/h]	Fastest Section							Margin	Distance Travelled [m]	
1	5 MAMA'S MAN Nathan Thomas	5	67.8 600m	0:10.66 600m	1:11.41 [1] (0:14.60)	0:56.81 [1] (0:11.69)	0:45.12 [1] (0:11.12)	0:34.00 [1] (0:10.66)	0:23.34 [1] (0:11.21)	0:12.13 [1] (0:12.13)	1:11.41	0:34.00	
2	11 IMPERIUM Denicious Smith	11	66.8 600m	0:10.81 600m	1:11.72 [2] (0:14.86)	0:56.86 [5] (0:11.87)	0:44.99 [6] (0:11.25)	0:33.74 [5] (0:10.81)	0:22.93 [5] (0:11.19)	0:11.74 [5] (0:11.74)	1.84L	0:33.74	+7
3	6 GABBY'S READY Chris Whiteley	6	67.6 600m	0:10.80 600m	1:11.77 [3] (0:14.63)	0:57.14 [2] (0:11.73)	0:45.41 [2] (0:11.07)	0:34.34 [2] (0:10.80)	0:23.54 [2] (0:11.27)	0:12.27 [2] (0:12.27)	2.12L	0:34.34	+5
4	9 MOON MISSILE Adam Spinks	9	67.1 600m	0:10.84 600m	1:11.77 [4] (0:14.78)	0:56.99 [4] (0:11.73)	0:45.26 [4] (0:11.09)	0:34.17 [3] (0:10.84)	0:23.33 [3] (0:11.28)	0:12.05 [4] (0:12.05)	2.14L	0:34.17	+2
5	4 KOBIE'S LUCK Lacey Morrison	4	66.9 600m	0:10.88 600m	1:11.97 [5] (0:14.70)	0:57.27 [3] (0:11.76)	0:45.51 [3] (0:11.19)	0:34.32 [4] (0:10.88)	0:23.44 [4] (0:11.07)	0:12.37 [3] (0:12.37)	3.34L	0:34.32	+9
6	8 ICE BOUND Isabella Teh	8	65.8 800m	0:11.32 800m	1:13.02 [6] (0:15.21)	0:57.81 [8] (0:11.76)	0:46.05 [8] (0:11.32)	0:34.73 [8] (0:11.32)	0:23.41 [8] (0:11.32)	0:12.09 [6] (0:12.09)	9.51L	0:34.73	+5
7	7 THE HIPPY Adam Sewell	7	65.7 Overall	0:11.13 600m	1:14.46 [7] (0:14.96)	0:59.50 [6] (0:11.76)	0:47.74 [5] (0:11.54)	0:36.20 [7] (0:11.13)	0:25.07 [6] (0:11.82)	0:13.25 [7] (0:13.25)	17.99L	0:36.20	+10
8	1 SEA TREE Ngarie Nelson	1	65.8 Overall	0:11.26 800m	1:14.83 [8] (0:15.12)	0:59.71 [7] (0:11.62)	0:48.09 [7] (0:11.26)	0:36.83 [6] (0:11.40)	0:25.43 [7] (0:12.10)	0:13.33 [8] (0:13.33)	20.13L	0:36.83	+7

Scratched: Burns To Embrace (#2), Masonry Man (#3), Grovers Prediction (#10)

[] Ranking at each section and finish
 -:-:- No data available at this section
 NA No data available

SCN Saddle cloth number
 DNF Did not finish
 DNT Did not track



Horse/Jockey Name	Mama's Man
Final Rank	1
Fastest Section Time (Section)	0:10.66 (600m)
Top Speed [km/h] (Section)	67.8 (600m)
Race State	Finished



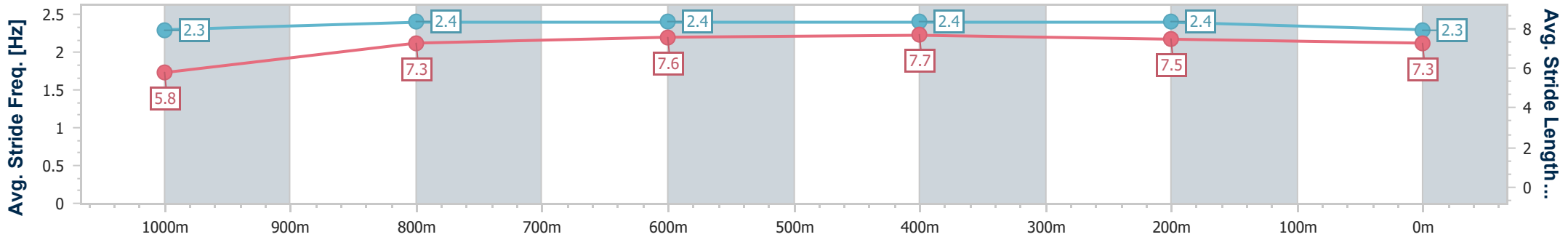
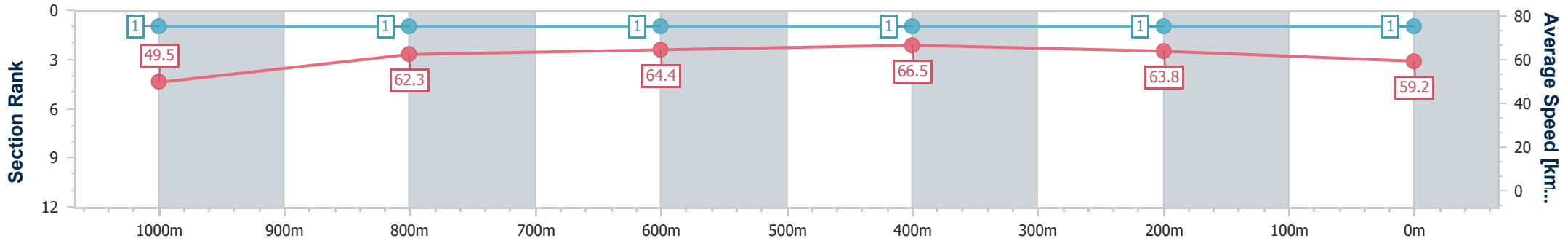
Townsville QLD Professional
Race 2: WRC TICKETS ON SALE SOON QTIS Maiden Handicap - 1200m



22 March 2024 - 13:32

Track Rating: Good 4, Weather: Fine, Rail Position: +2.0m 1000m-W.P; +0.5 Remainder

Section	Overall	1000m	800m	600m	400m	200m
Section Times	1:11.41 [1] (0:14.60)	0:56.81 [1] (0:11.69)	0:45.12 [1] (0:11.12)	0:34.00 [1] (0:10.66)	0:23.34 [1] (0:11.21)	0:12.13 [1] (0:12.13)
Average Speed [km/h]	49.5	62.3	64.4	66.5	63.8	59.2
Top Speed [km/h]	62.4	63.2	65.9	67.8	66.0	62.8
Avg. Dist. to Rail [m]	8.1	2.2	1.5	3.2	2.3	1.2
Avg. Stride Freq. [Hz]	2.3	2.4	2.4	2.4	2.4	2.3
Avg. Stride Length [m]	5.8	7.3	7.6	7.7	7.5	7.3



- [] Ranking at each section and finish
- .-.- No data available at this section
- NA No data available



Horse/Jockey Name	Imperium
Final Rank	2
Fastest Section Time (Section)	0:10.81 (600m)
Top Speed [km/h] (Section)	66.8 (600m)
Race State	Finished



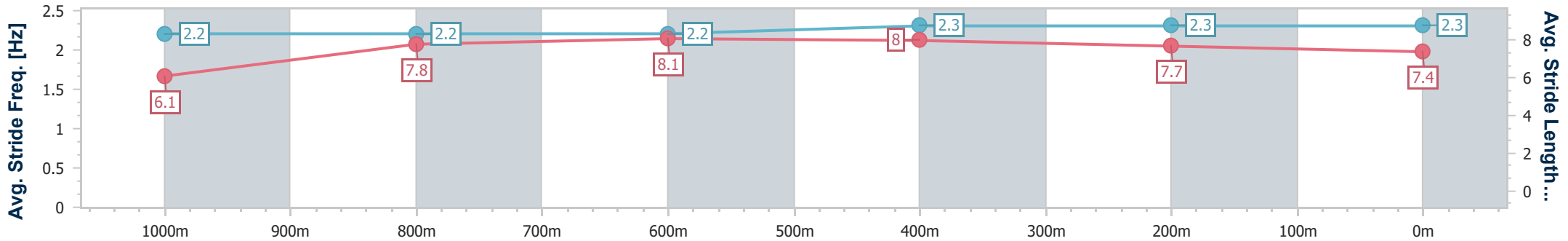
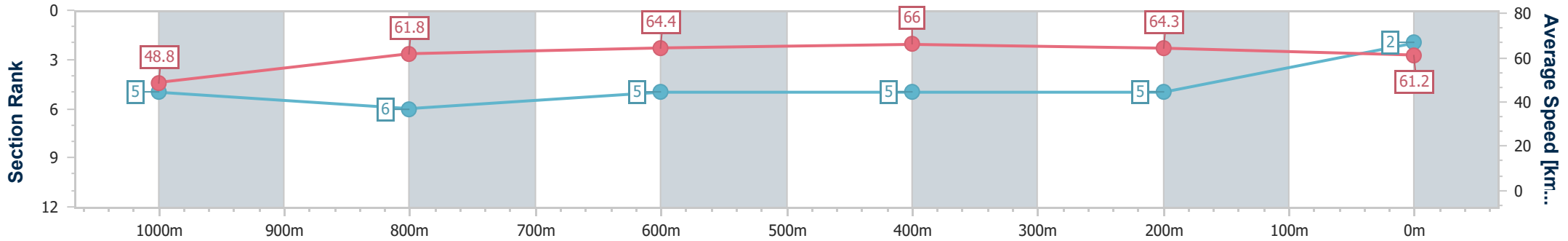
Townsville QLD Professional
Race 2: WRC TICKETS ON SALE SOON QTIS Maiden Handicap - 1200m



22 March 2024 - 13:32

Track Rating: Good 4, Weather: Fine, Rail Position: +2.0m 1000m- W.P; +0.5 Remainder

Section	Overall	1000m	800m	600m	400m	200m								
Section Times	1:11.72 [2] (0:14.86)	0:56.86 [5] (0:11.87)	0:44.99 [6] (0:11.25)	0:33.74 [5] (0:10.81)	0:22.93 [5] (0:11.19)	0:11.74 [5] (0:11.74)								
Average Speed [km/h]	48.8	61.8	64.4	66.0	64.3	61.2								
Top Speed [km/h]	64.9	62.8	66.0	66.8	65.2	63.9								
Avg. Dist. to Rail [m]	7.3	4.5	1.1	1.1	1.8	4.8								
Avg. Stride Freq. [Hz]	2.2	2.2	2.2	2.3	2.3	2.3								
Avg. Stride Length [m]	6.1	7.8	8.1	8.0	7.7	7.4								



- [] Ranking at each section and finish
- .-.- No data available at this section
- NA No data available



Horse/Jockey Name	Gabby's Ready
Final Rank	3
Fastest Section Time (Section)	0:10.80 (600m)
Top Speed [km/h] (Section)	67.6 (600m)
Race State	Finished



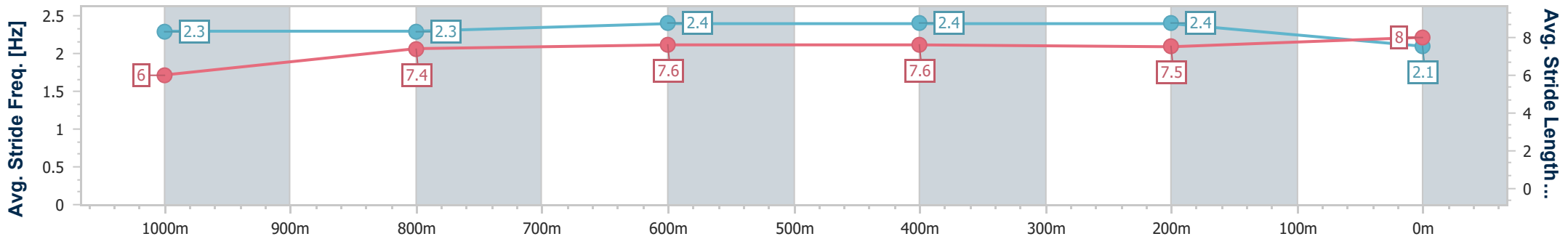
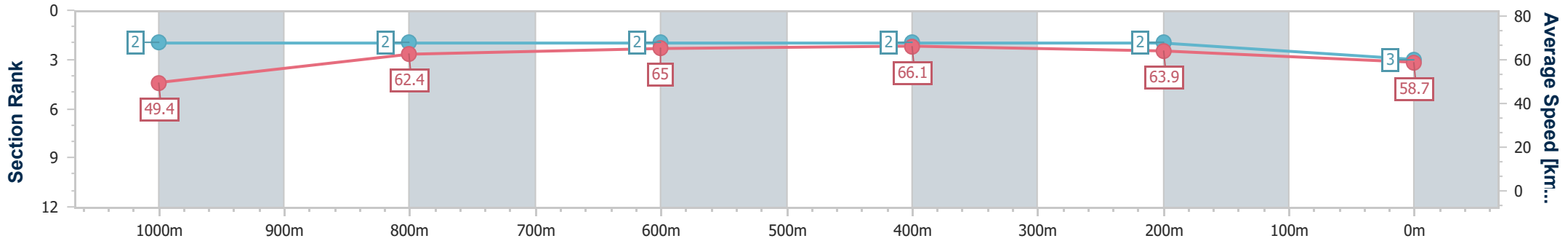
Townsville QLD Professional
Race 2: WRC TICKETS ON SALE SOON QTIS Maiden Handicap - 1200m

22 March 2024 - 13:32

Track Rating: Good 4, Weather: Fine, Rail Position: +2.0m 1000m-W.P; +0.5 Remainder



Section	Overall	1000m	800m	600m	400m	200m								
Section Times	1:11.77 [3] (0:14.63)	0:57.14 [2] (0:11.73)	0:45.41 [2] (0:11.07)	0:34.34 [2] (0:10.80)	0:23.54 [2] (0:11.27)	0:12.27 [2]								
Average Speed [km/h]	49.4	62.4	65.0	66.1	63.9	58.7								
Top Speed [km/h]	66.1	63.1	67.6	67.6	65.2	61.2								
Avg. Dist. to Rail [m]	7.1	3.4	1.0	1.5	0.7	1.9								
Avg. Stride Freq. [Hz]	2.3	2.3	2.4	2.4	2.4	2.1								
Avg. Stride Length [m]	6.0	7.4	7.6	7.6	7.5	8.0								



- [] Ranking at each section and finish
- .-.- No data available at this section
- NA No data available



Horse/Jockey Name	Moon Missile
Final Rank	4
Fastest Section Time (Section)	0:10.84 (600m)
Top Speed [km/h] (Section)	67.1 (600m)
Race State	Finished



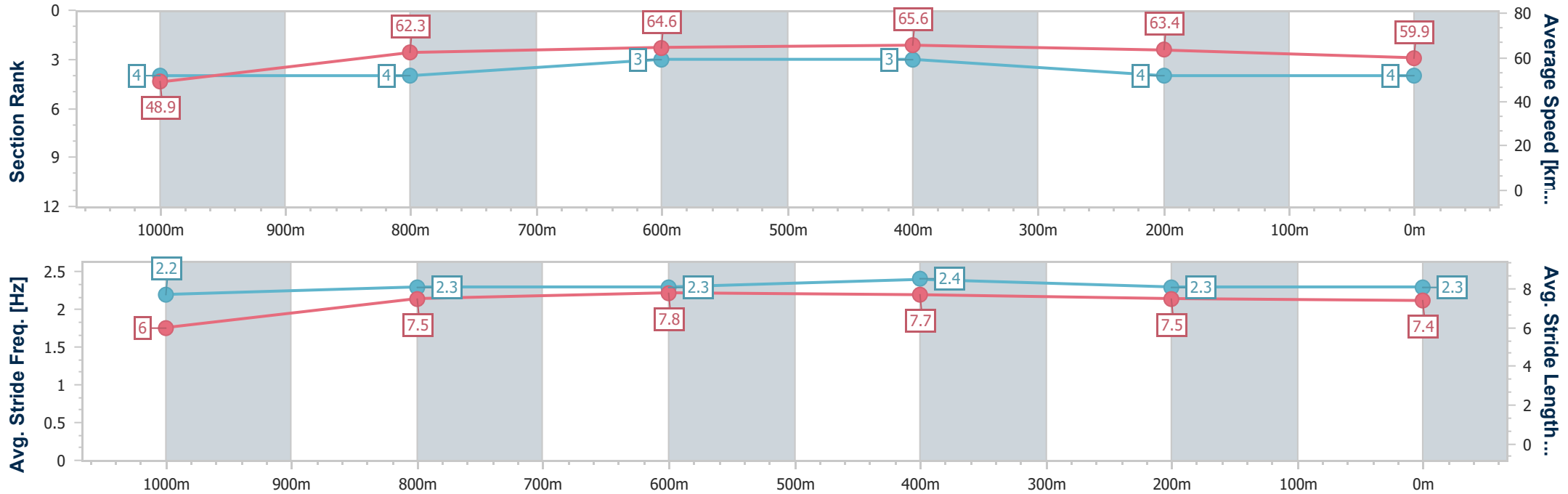
Townsville QLD Professional
Race 2: WRC TICKETS ON SALE SOON QTIS Maiden Handicap - 1200m



22 March 2024 - 13:32

Track Rating: Good 4, Weather: Fine, Rail Position: +2.0m 1000m-W.P; +0.5 Remainder

Section	Overall	1000m	800m	600m	400m	200m
Section Times	1:11.77 [4] (0:14.78)	0:56.99 [4] (0:11.73)	0:45.26 [4] (0:11.09)	0:34.17 [3] (0:10.84)	0:23.33 [3] (0:11.28)	0:12.05 [4] (0:12.05)
Average Speed [km/h]	48.9	62.3	64.6	65.6	63.4	59.9
Top Speed [km/h]	63.6	63.2	66.6	67.1	65.1	62.5
Avg. Dist. to Rail [m]	6.3	2.8	1.1	2.3	1.4	0.6
Avg. Stride Freq. [Hz]	2.2	2.3	2.3	2.4	2.3	2.3
Avg. Stride Length [m]	6.0	7.5	7.8	7.7	7.5	7.4



- [] Ranking at each section and finish
- .-.- No data available at this section
- NA No data available



Horse/Jockey Name	Kobie's Luck
Final Rank	5
Fastest Section Time (Section)	0:10.88 (600m)
Top Speed [km/h] (Section)	66.9 (600m)
Race State	Finished



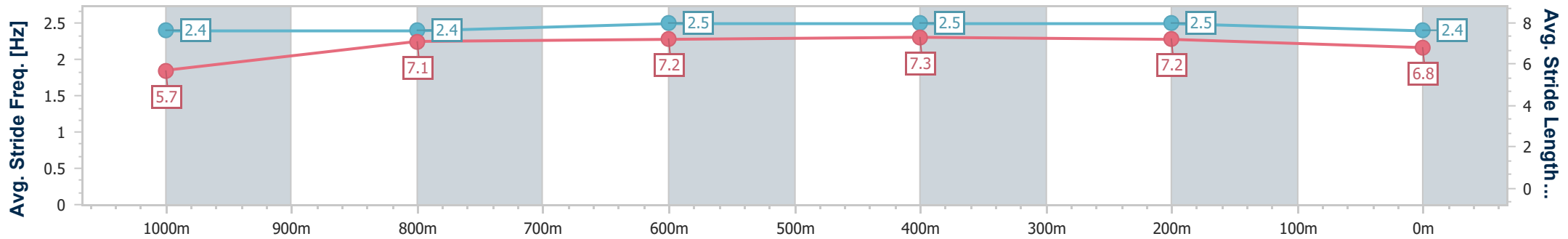
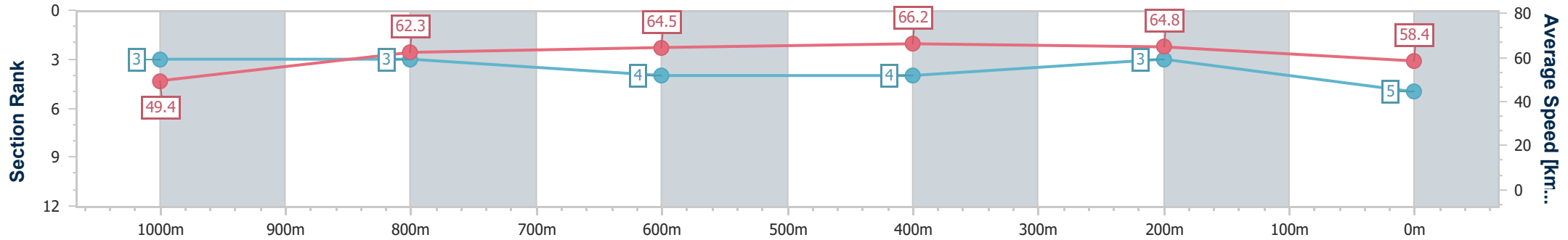
Townsville QLD Professional
Race 2: WRC TICKETS ON SALE SOON QTIS Maiden Handicap - 1200m



22 March 2024 - 13:32

Track Rating: Good 4, Weather: Fine, Rail Position: +2.0m 1000m-W.P; +0.5 Remainder

Section	Overall	1000m	800m	600m	400m	200m
Section Times	1:11.97 [5] (0:14.70)	0:57.27 [3] (0:11.76)	0:45.51 [3] (0:11.19)	0:34.32 [4] (0:10.88)	0:23.44 [4] (0:11.07)	0:12.37 [3] (0:12.37)
Average Speed [km/h]	49.4	62.3	64.5	66.2	64.8	58.4
Top Speed [km/h]	64.3	63.3	66.6	66.9	66.7	63.1
Avg. Dist. to Rail [m]	11.7	4.1	0.8	0.5	0.7	2.4
Avg. Stride Freq. [Hz]	2.4	2.4	2.5	2.5	2.5	2.4
Avg. Stride Length [m]	5.7	7.1	7.2	7.3	7.2	6.8



- [] Ranking at each section and finish
- .-.- No data available at this section
- NA No data available



Horse/Jockey Name	Ice Bound
Final Rank	6
Fastest Section Time (Section)	0:11.32 (800m)
Top Speed [km/h] (Section)	65.8 (800m)
Race State	Finished



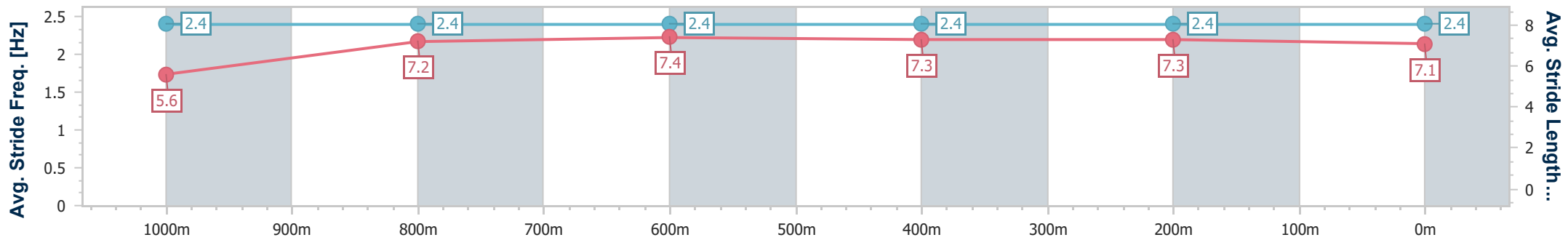
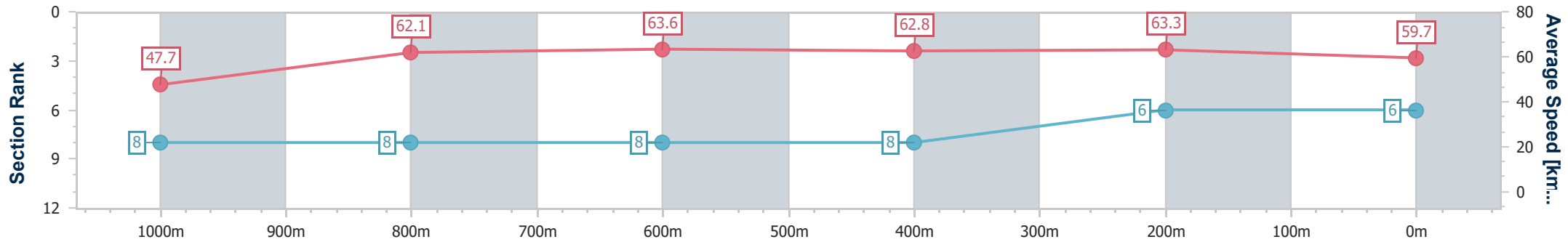
Townsville QLD Professional
Race 2: WRC TICKETS ON SALE SOON QTIS Maiden Handicap - 1200m



22 March 2024 - 13:32

Track Rating: Good 4, Weather: Fine, Rail Position: +2.0m 1000m-W.P; +0.5 Remainder

Section	Overall	1000m	800m	600m	400m	200m
Section Times	1:13.02 [6] (0:15.21)	0:57.81 [8] (0:11.76)	0:46.05 [8] (0:11.32)	0:34.73 [8] (0:11.32)	0:23.41 [8] (0:11.32)	0:12.09 [6] (0:12.09)
Average Speed [km/h]	47.7	62.1	63.6	62.8	63.3	59.7
Top Speed [km/h]	64.3	63.6	65.8	65.3	64.1	62.7
Avg. Dist. to Rail [m]	9.1	3.5	1.4	2.2	1.5	1.5
Avg. Stride Freq. [Hz]	2.4	2.4	2.4	2.4	2.4	2.4
Avg. Stride Length [m]	5.6	7.2	7.4	7.3	7.3	7.1



- [] Ranking at each section and finish
- .-.- No data available at this section
- NA No data available



Horse/Jockey Name	The Hippy
Final Rank	7
Fastest Section Time (Section)	0:11.13 (600m)
Top Speed [km/h] (Section)	65.7 (Overall)
Race State	Finished



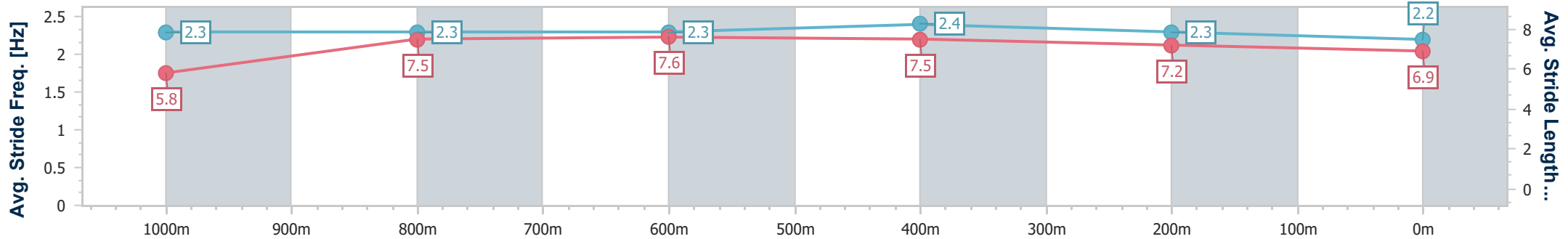
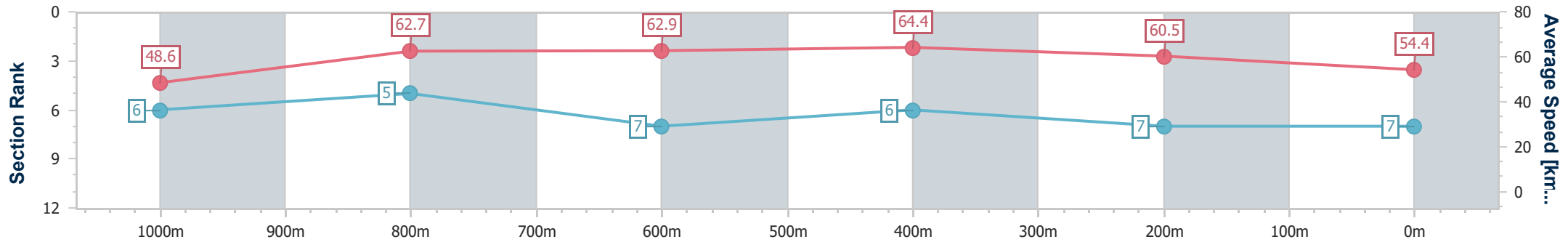
Townsville QLD Professional
Race 2: WRC TICKETS ON SALE SOON QTIS Maiden Handicap - 1200m



22 March 2024 - 13:32

Track Rating: Good 4, Weather: Fine, Rail Position: +2.0m 1000m-W.P; +0.5 Remainder

Section	Overall	1000m	800m	600m	400m	200m
Section Times	1:14.46 [7] (0:14.96)	0:59.50 [6] (0:11.76)	0:47.74 [5] (0:11.54)	0:36.20 [7] (0:11.13)	0:25.07 [6] (0:11.82)	0:13.25 [7] (0:13.25)
Average Speed [km/h]	48.6	62.7	62.9	64.4	60.5	54.4
Top Speed [km/h]	65.7	64.6	64.2	65.6	62.3	58.7
Avg. Dist. to Rail [m]	11.6	5.5	1.6	1.0	1.9	1.1
Avg. Stride Freq. [Hz]	2.3	2.3	2.3	2.4	2.3	2.2
Avg. Stride Length [m]	5.8	7.5	7.6	7.5	7.2	6.9



- [] Ranking at each section and finish
- .-.- No data available at this section
- NA No data available



Horse/Jockey Name	Sea Tree
Final Rank	8
Fastest Section Time (Section)	0:11.26 (800m)
Top Speed [km/h] (Section)	65.8 (Overall)
Race State	Finished



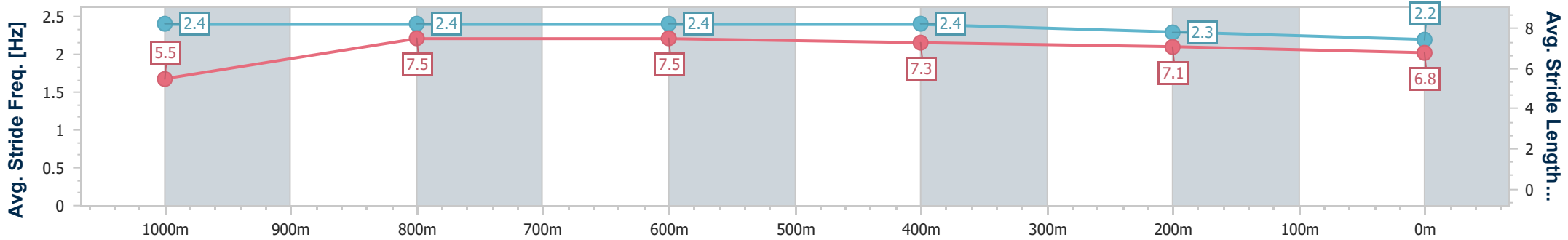
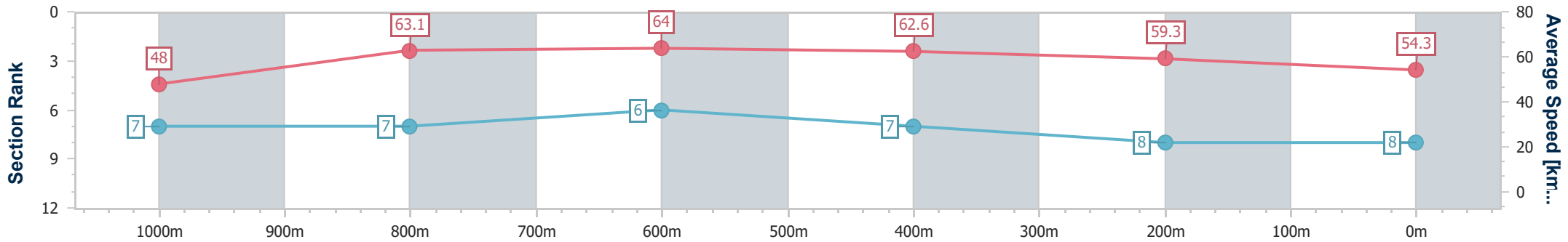
Townsville QLD Professional
Race 2: WRC TICKETS ON SALE SOON QTIS Maiden Handicap - 1200m



22 March 2024 - 13:32

Track Rating: Good 4, Weather: Fine, Rail Position: +2.0m 1000m-W.P; +0.5 Remainder

Section	Overall	1000m	800m	600m	400m	200m
Section Times	1:14.83 [8] (0:15.12)	0:59.71 [7] (0:11.62)	0:48.09 [7] (0:11.26)	0:36.83 [6] (0:11.40)	0:25.43 [7] (0:12.10)	0:13.33 [8] (0:13.33)
Average Speed [km/h]	48.0	63.1	64.0	62.6	59.3	54.3
Top Speed [km/h]	65.8	64.5	65.3	64.7	61.2	57.7
Avg. Dist. to Rail [m]	7.9	3.9	1.2	1.3	0.9	1.2
Avg. Stride Freq. [Hz]	2.4	2.4	2.4	2.4	2.3	2.2
Avg. Stride Length [m]	5.5	7.5	7.5	7.3	7.1	6.8



- [] Ranking at each section and finish
- .-.- No data available at this section
- NA No data available



Townsville QLD Professional
Race 3: BECOME A CLUDEN PARK MEMBER TODAY BENCHMARK 58
Handicap - 1609m
22 March 2024 - 14:08



Track Rating: Good 4, Weather: Fine, Rail Position: +2.0m 1000m-W.P: +0.5 Remainder

Section		Overall	1400m	1200m	1000m	800m	600m	400m	Last 600m				
Field Times		1:37.87 (0:15.06)	1:22.81 (0:11.91)	1:10.90 (0:11.74)	0:59.16 (0:11.95)	0:47.21 (0:11.47)	0:35.74 (0:11.27)	0:24.47 (0:11.62)	0:35.74				
Rank	TAB Horse/Jockey	Barrier	Top Speed [km/h]	Fastest Section	Distance Travelled [m]								
1	4 COOLMEANS Frank Edwards	4	64.4 600m	0:11.32 600m	1:37.87 [1] (0:15.27)	1:22.60 [2] (0:11.90)	1:10.70 [2] (0:11.79)	0:58.91 [4] (0:11.98)	0:46.93 [4] (0:11.44)	0:35.49 [4] (0:11.32)	0:24.17 [4] (0:11.68)	0:35.49	
2	6 CONQUERING JUDAS Lacey Morrison	6	64.1 800m	0:11.33 600m	1:37.88 [2] (0:15.88)	1:22.00 [9] (0:11.95)	1:10.05 [8] (0:11.75)	0:58.30 [7] (0:11.86)	0:46.44 [8] (0:11.42)	0:35.02 [9] (0:11.33)	0:23.69 [9] (0:11.54)	0:35.02	-4
3	9 ENTERPRISE PHOENIX Jason Taylor	9	64.7 600m	0:11.31 600m	1:37.90 [3] (0:15.44)	1:22.46 [4] (0:11.77)	1:10.69 [3] (0:11.74)	0:58.95 [3] (0:11.81)	0:47.14 [2] (0:11.48)	0:35.66 [2] (0:11.31)	0:24.35 [2] (0:11.71)	0:35.66	-2
4	7 SPECIALTIE Ryan Wiggins	7	64.4 600m	0:11.27 600m	1:37.98 [4] (0:15.06)	1:22.92 [1] (0:11.91)	1:11.01 [1] (0:11.74)	0:59.27 [1] (0:11.95)	0:47.32 [1] (0:11.47)	0:35.85 [1] (0:11.27)	0:24.58 [1] (0:11.62)	0:35.85	-4
5	11 SHADOW ECLIPSE Adrian Layt	11	64.6 600m	0:11.34 600m	1:38.12 [5] (0:15.31)	1:22.81 [3] (0:11.98)	1:10.83 [4] (0:11.65)	0:59.18 [2] (0:11.90)	0:47.28 [3] (0:11.51)	0:35.77 [3] (0:11.34)	0:24.43 [3] (0:11.78)	0:35.77	-5
6	5 SACRED LEGACY Chris Whiteley	5	64.6 600m	0:11.22 600m	1:38.28 [6] (0:15.55)	1:22.73 [6] (0:11.98)	1:10.75 [5] (0:11.67)	0:59.08 [5] (0:12.01)	0:47.07 [5] (0:11.44)	0:35.63 [6] (0:11.22)	0:24.41 [6] (0:11.66)	0:35.63	-1
7	2 MONASTERY Lachlan Overall	2	65.5 800m	0:11.21 800m	1:38.32 [7] (0:15.73)	1:22.59 [7] (0:12.08)	1:10.51 [7] (0:11.82)	0:58.69 [8] (0:11.69)	0:47.00 [7] (0:11.21)	0:35.79 [5] (0:11.32)	0:24.47 [5] (0:11.92)	0:35.79	-2
8	10 PLUCKERCARN Isabella Teh	10	64.2 600m	0:11.27 600m	1:38.48 [8] (0:15.52)	1:22.96 [5] (0:12.07)	1:10.89 [6] (0:11.77)	0:59.12 [6] (0:11.85)	0:47.27 [6] (0:11.46)	0:35.81 [7] (0:11.27)	0:24.54 [7] (0:11.68)	0:35.81	-8
9	12 RUN RAMPANT Adam Spinks	12	64.2 800m	0:11.33 600m	1:39.04 [9] (0:15.76)	1:23.28 [8] (0:12.21)	1:11.07 [9] (0:11.75)	0:59.32 [9] (0:11.76)	0:47.56 [9] (0:11.35)	0:36.21 [8] (0:11.33)	0:24.88 [8] (0:11.88)	0:36.21	-5

Scratched: Four Mile Lane (#3), Altar Boy (#8), Single Honor (#1)



Townsville QLD Professional
Race 3: BECOME A CLUDEN PARK MEMBER TODAY BENCHMARK 58
Handicap - 1609m
22 March 2024 - 14:08



Track Rating: Good 4, Weather: Fine, Rail Position: +2.0m 1000m-W.P: +0.5 Remainder

Section				200m				Last 600m		
Field Times				0:12.85 (0:12.85)				0:35.74		
Rank	TAB	Horse/Jockey	Barrier	Top Speed [km/h]	Fastest Section	Margin			Distance Travelled [m]	
1	4	COOLMEANS Frank Edwards	4	64.4 600m	0:11.32 600m	0:12.49 [3] (0:12.49)	1:37.87		0:35.49	
2	6	CONQUERING JUDAS Lacey Morrison	6	64.1 800m	0:11.33 600m	0:12.15 [7] (0:12.15)	0.09L		0:35.02	-4
3	9	ENTERPRISE PHOENIX Jason Taylor	9	64.7 600m	0:11.31 600m	0:12.64 [2] (0:12.64)	0.19L		0:35.66	-2
4	7	SPECIALTIE Ryan Wiggins	7	64.4 600m	0:11.27 600m	0:12.96 [1] (0:12.96)	0.7L		0:35.85	-4
5	11	SHADOW ECLIPSE Adrian Layt	11	64.6 600m	0:11.34 600m	0:12.65 [4] (0:12.65)	1.51L		0:35.77	-5
6	5	SACRED LEGACY Chris Whiteley	5	64.6 600m	0:11.22 600m	0:12.75 [5] (0:12.75)	2.42L		0:35.63	-1
7	2	MONASTERY Lachlan Overall	2	65.5 800m	0:11.21 800m	0:12.55 [8] (0:12.55)	2.68L		0:35.79	-2
8	10	PLUCKERCARN Isabella Teh	10	64.2 600m	0:11.27 600m	0:12.86 [6] (0:12.86)	3.63L		0:35.81	-8
9	12	RUN RAMPANT Adam Spinks	12	64.2 800m	0:11.33 600m	0:13.00 [9] (0:13.00)	6.9L		0:36.21	-5

Scratched: Four Mile Lane (#3), Altar Boy (#8), Single Honor (#1)

[] Ranking at each section and finish
 -:-:- No data available at this section
 NA No data available

SCN Saddle cloth number
 DNF Did not finish
 DNT Did not track



Horse/Jockey Name	Coolmeans
Final Rank	1
Fastest Section Time (Section)	0:11.32 (600m)
Top Speed [km/h] (Section)	64.4 (600m)
Race State	Finished



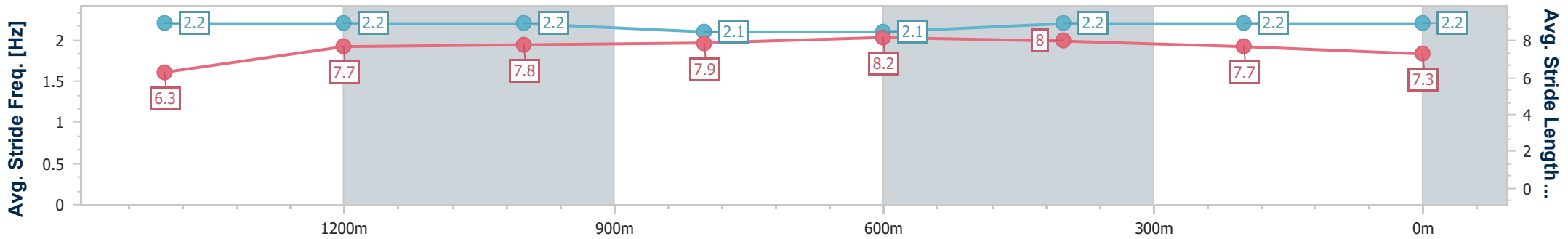
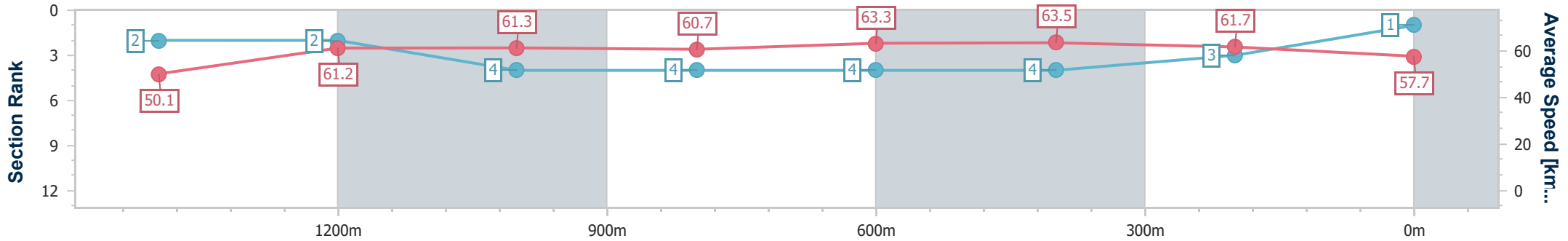
Townsville QLD Professional
 Race 3: BECOME A CLUDEN PARK MEMBER TODAY
 BENCHMARK 58 Handicap - 1609m



22 March 2024 - 14:08

Track Rating: Good 4, Weather: Fine, Rail Position: +2.0m 1000m-
 W.P: +0.5 Remainder

Section	Overall	1400m	1200m	1000m	800m	600m	400m	200m						
Section Times	1:37.87 [1] (0:15.27)	1:22.60 [2] (0:11.90)	1:10.70 [2] (0:11.79)	0:58.91 [4] (0:11.98)	0:46.93 [4] (0:11.44)	0:35.49 [4] (0:11.32)	0:24.17 [4] (0:11.68)	0:12.49 [3] (0:12.49)						
Average Speed [km/h]	50.1	61.2	61.3	60.7	63.3	63.5	61.7	57.7						
Top Speed [km/h]	61.3	62.4	62.3	61.9	64.3	64.4	62.5	62.4						
Avg. Dist. to Rail [m]	8.4	3.6	3.6	2.6	1.1	0.5	0.5	2.0						
Avg. Stride Freq. [Hz]	2.2	2.2	2.2	2.1	2.1	2.2	2.2	2.2						
Avg. Stride Length [m]	6.3	7.7	7.8	7.9	8.2	8.0	7.7	7.3						



- [] Ranking at each section and finish
- .-.- No data available at this section
- NA No data available



Horse/Jockey Name	Conquering Judas
Final Rank	2
Fastest Section Time (Section)	0:11.33 (600m)
Top Speed [km/h] (Section)	64.1 (800m)
Race State	Finished



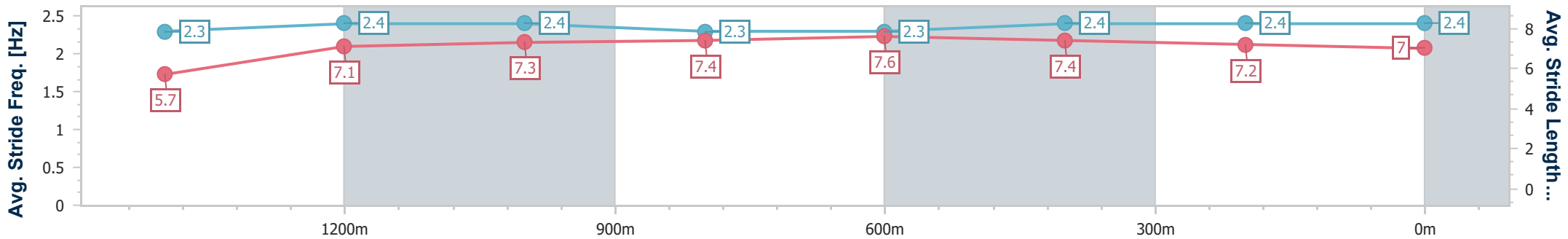
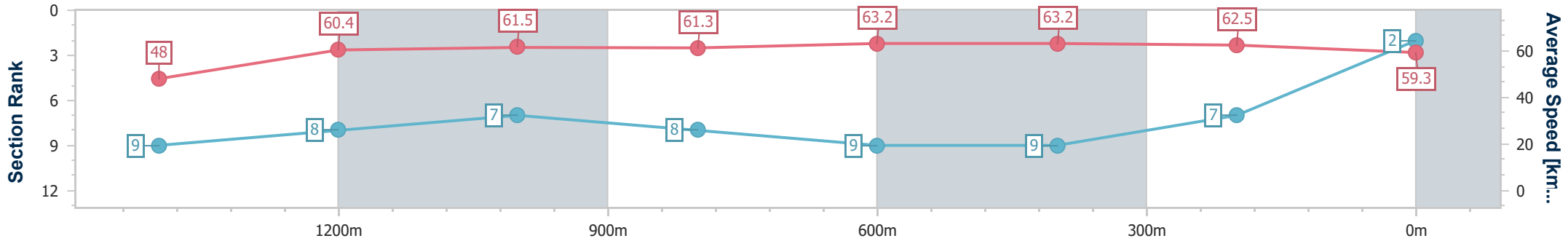
Townsville QLD Professional
Race 3: BECOME A CLUDEN PARK MEMBER TODAY
BENCHMARK 58 Handicap - 1609m



22 March 2024 - 14:08

Track Rating: Good 4, Weather: Fine, Rail Position: +2.0m 1000m-
W.P: +0.5 Remainder

Section	Overall	1400m	1200m	1000m	800m	600m	400m	200m						
Section Times	1:37.88 [2] (0:15.88)	1:22.00 [9] (0:11.95)	1:10.05 [8] (0:11.75)	0:58.30 [7] (0:11.86)	0:46.44 [8] (0:11.42)	0:35.02 [9] (0:11.33)	0:23.69 [9] (0:11.54)	0:12.15 [7] (0:12.15)						
Average Speed [km/h]	48.0	60.4	61.5	61.3	63.2	63.2	62.5	59.3						
Top Speed [km/h]	61.2	61.5	62.5	62.6	64.1	64.1	64.1	60.8						
Avg. Dist. to Rail [m]	8.0	1.3	2.2	2.0	0.6	0.7	1.3	4.9						
Avg. Stride Freq. [Hz]	2.3	2.4	2.4	2.3	2.3	2.4	2.4	2.4						
Avg. Stride Length [m]	5.7	7.1	7.3	7.4	7.6	7.4	7.2	7.0						



- [] Ranking at each section and finish
- .-.- No data available at this section
- NA No data available



Horse/Jockey Name	Enterprise Phoenix
Final Rank	3
Fastest Section Time (Section)	0:11.31 (600m)
Top Speed [km/h] (Section)	64.7 (600m)
Race State	Finished



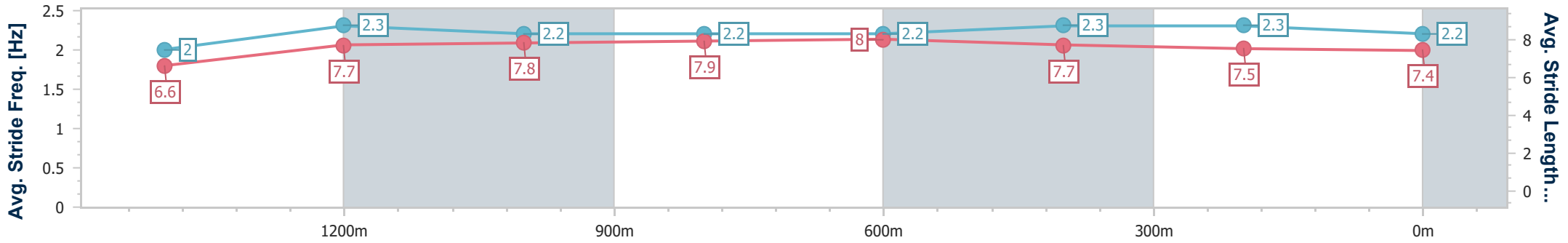
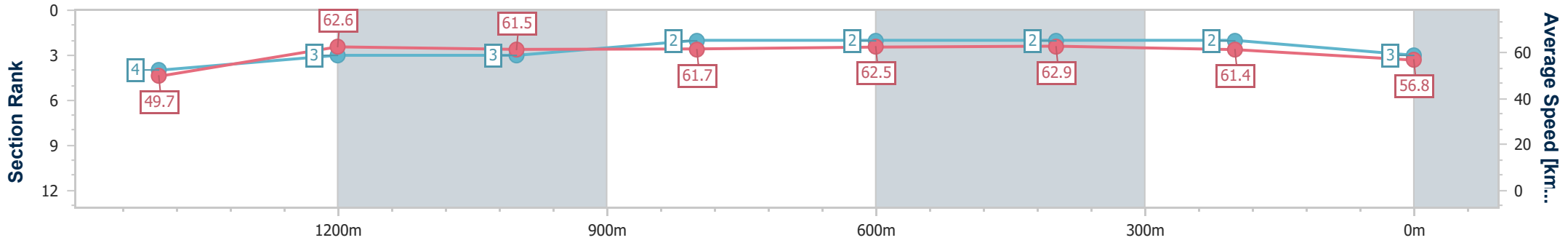
Townsville QLD Professional
 Race 3: BECOME A CLUDEN PARK MEMBER TODAY
 BENCHMARK 58 Handicap - 1609m



22 March 2024 - 14:08

Track Rating: Good 4, Weather: Fine, Rail Position: +2.0m 1000m-
 W.P: +0.5 Remainder

Section	Overall	1400m	1200m	1000m	800m	600m	400m	200m						
Section Times	1:37.90 [3] (0:15.44)	1:22.46 [4] (0:11.77)	1:10.69 [3] (0:11.74)	0:58.95 [3] (0:11.81)	0:47.14 [2] (0:11.48)	0:35.66 [2] (0:11.31)	0:24.35 [2] (0:11.71)	0:12.64 [2] (0:12.64)						
Average Speed [km/h]	49.7	62.6	61.5	61.7	62.5	62.9	61.4	56.8						
Top Speed [km/h]	61.0	64.1	63.6	62.7	63.2	64.7	62.6	59.9						
Avg. Dist. to Rail [m]	10.0	6.2	6.2	2.7	1.0	2.0	1.3	1.4						
Avg. Stride Freq. [Hz]	2.0	2.3	2.2	2.2	2.2	2.3	2.3	2.2						
Avg. Stride Length [m]	6.6	7.7	7.8	7.9	8.0	7.7	7.5	7.4						



- [] Ranking at each section and finish
- .-.- No data available at this section
- NA No data available



Horse/Jockey Name	Specialtie
Final Rank	4
Fastest Section Time (Section)	0:11.27 (600m)
Top Speed [km/h] (Section)	64.4 (600m)
Race State	Finished



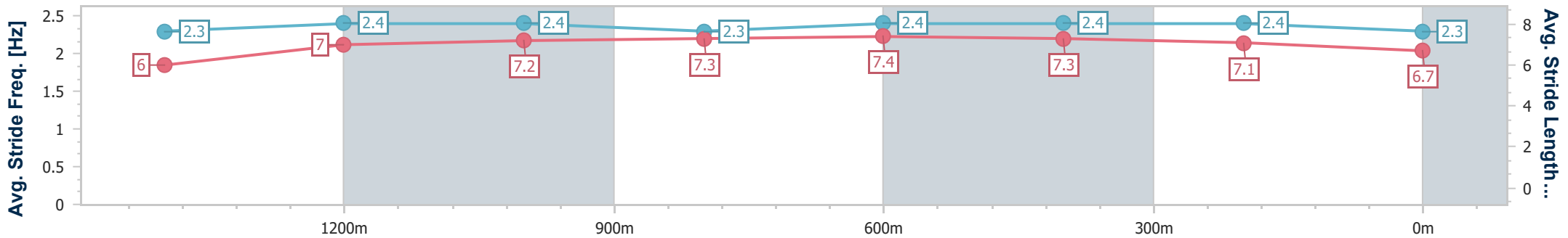
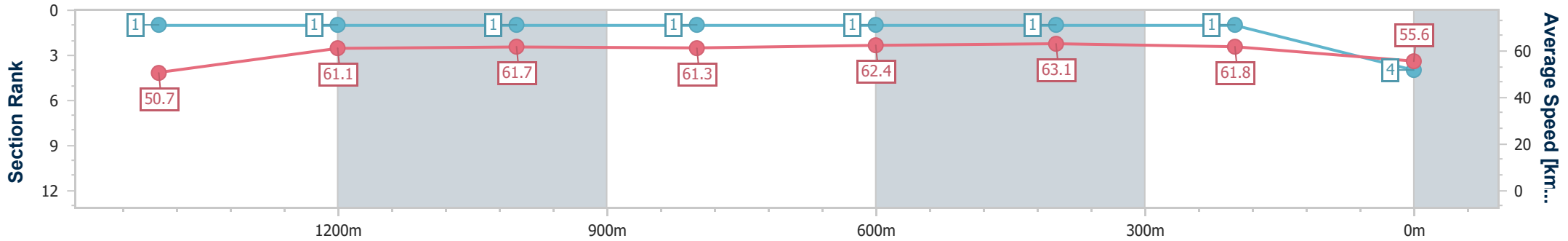
Townsville QLD Professional
 Race 3: BECOME A CLUDEN PARK MEMBER TODAY
 BENCHMARK 58 Handicap - 1609m



22 March 2024 - 14:08

Track Rating: Good 4, Weather: Fine, Rail Position: +2.0m 1000m-
 W.P: +0.5 Remainder

Section	Overall	1400m	1200m	1000m	800m	600m	400m	200m						
Section Times	1:37.98 [4] (0:15.06)	1:22.92 [1] (0:11.91)	1:11.01 [1] (0:11.74)	0:59.27 [1] (0:11.95)	0:47.32 [1] (0:11.47)	0:35.85 [1] (0:11.27)	0:24.58 [1] (0:11.62)	0:12.96 [1] (0:12.96)						
Average Speed [km/h]	50.7	61.1	61.7	61.3	62.4	63.1	61.8	55.6						
Top Speed [km/h]	61.8	62.6	64.4	62.3	64.0	64.4	63.4	61.8						
Avg. Dist. to Rail [m]	5.6	3.5	5.6	3.6	1.0	2.1	1.2	1.0						
Avg. Stride Freq. [Hz]	2.3	2.4	2.4	2.3	2.4	2.4	2.4	2.3						
Avg. Stride Length [m]	6.0	7.0	7.2	7.3	7.4	7.3	7.1	6.7						



- [] Ranking at each section and finish
- .-.- No data available at this section
- NA No data available



Horse/Jockey Name	Shadow Eclipse
Final Rank	5
Fastest Section Time (Section)	0:11.34 (600m)
Top Speed [km/h] (Section)	64.6 (600m)
Race State	Finished



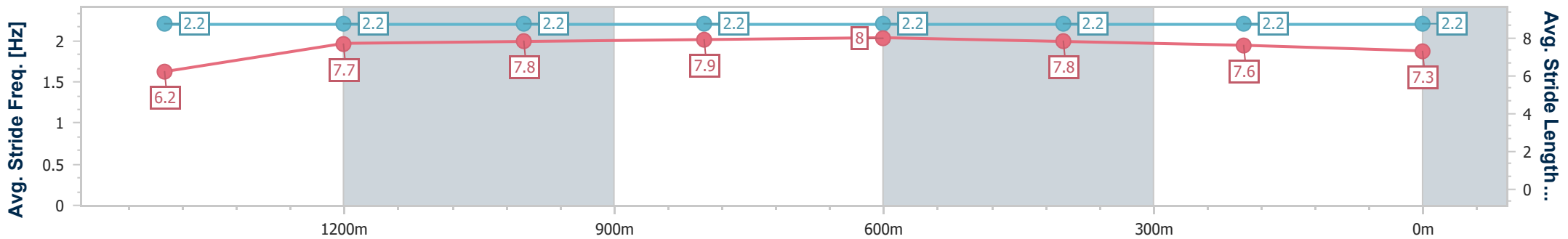
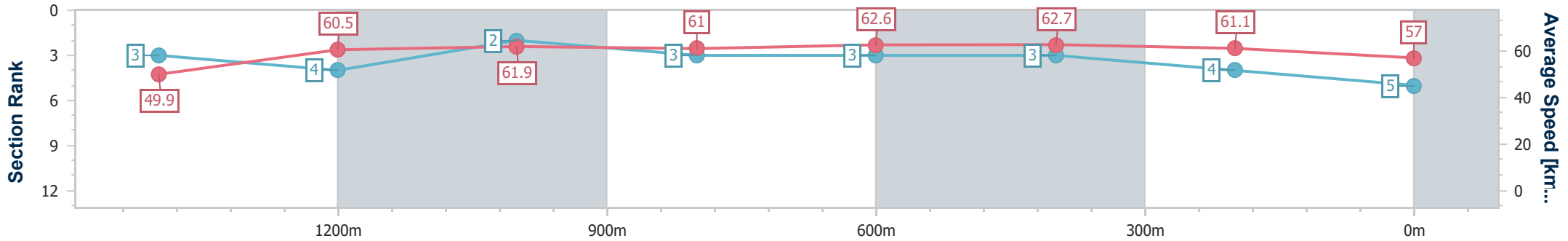
Townsville QLD Professional
 Race 3: BECOME A CLUDEN PARK MEMBER TODAY
 BENCHMARK 58 Handicap - 1609m



22 March 2024 - 14:08

Track Rating: Good 4, Weather: Fine, Rail Position: +2.0m 1000m-
 W.P: +0.5 Remainder

Section	Overall	1400m	1200m	1000m	800m	600m	400m	200m						
Section Times	1:38.12 [5] (0:15.31)	1:22.81 [3] (0:11.98)	1:10.83 [4] (0:11.65)	0:59.18 [2] (0:11.90)	0:47.28 [3] (0:11.51)	0:35.77 [3] (0:11.34)	0:24.43 [3] (0:11.78)	0:12.65 [4] (0:12.65)						
Average Speed [km/h]	49.9	60.5	61.9	61.0	62.6	62.7	61.1	57.0						
Top Speed [km/h]	61.2	61.3	62.9	62.3	64.2	64.6	61.8	60.0						
Avg. Dist. to Rail [m]	6.7	2.6	2.5	1.8	0.6	1.5	0.7	0.5						
Avg. Stride Freq. [Hz]	2.2	2.2	2.2	2.2	2.2	2.2	2.2	2.2						
Avg. Stride Length [m]	6.2	7.7	7.8	7.9	8.0	7.8	7.6	7.3						



- [] Ranking at each section and finish
- .-.- No data available at this section
- NA No data available



Horse/Jockey Name	Sacred Legacy
Final Rank	6
Fastest Section Time (Section)	0:11.22 (600m)
Top Speed [km/h] (Section)	64.6 (600m)
Race State	Finished



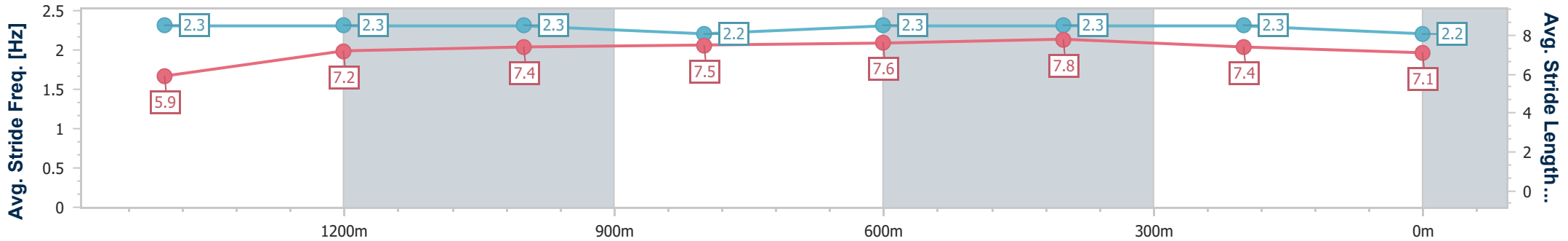
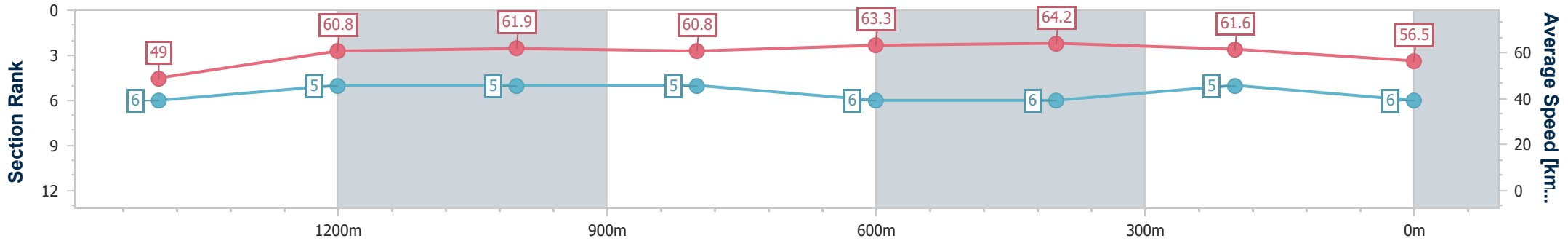
Townsville QLD Professional
 Race 3: BECOME A CLUDEN PARK MEMBER TODAY
 BENCHMARK 58 Handicap - 1609m



22 March 2024 - 14:08

Track Rating: Good 4, Weather: Fine, Rail Position: +2.0m 1000m-
 W.P: +0.5 Remainder

Section	Overall	1400m	1200m	1000m	800m	600m	400m	200m						
Section Times	1:38.28 [6] (0:15.55)	1:22.73 [6] (0:11.98)	1:10.75 [5] (0:11.67)	0:59.08 [5] (0:12.01)	0:47.07 [5] (0:11.44)	0:35.63 [6] (0:11.22)	0:24.41 [6] (0:11.66)	0:12.75 [5] (0:12.75)						
Average Speed [km/h]	49.0	60.8	61.9	60.8	63.3	64.2	61.6	56.5						
Top Speed [km/h]	60.7	61.7	63.4	62.3	64.5	64.6	63.2	59.8						
Avg. Dist. to Rail [m]	6.3	3.2	3.8	3.2	1.1	0.5	1.3	3.7						
Avg. Stride Freq. [Hz]	2.3	2.3	2.3	2.2	2.3	2.3	2.3	2.2						
Avg. Stride Length [m]	5.9	7.2	7.4	7.5	7.6	7.8	7.4	7.1						



- [] Ranking at each section and finish
- .-.- No data available at this section
- NA No data available



Horse/Jockey Name	Monastery
Final Rank	7
Fastest Section Time (Section)	0:11.21 (800m)
Top Speed [km/h] (Section)	65.5 (800m)
Race State	Finished



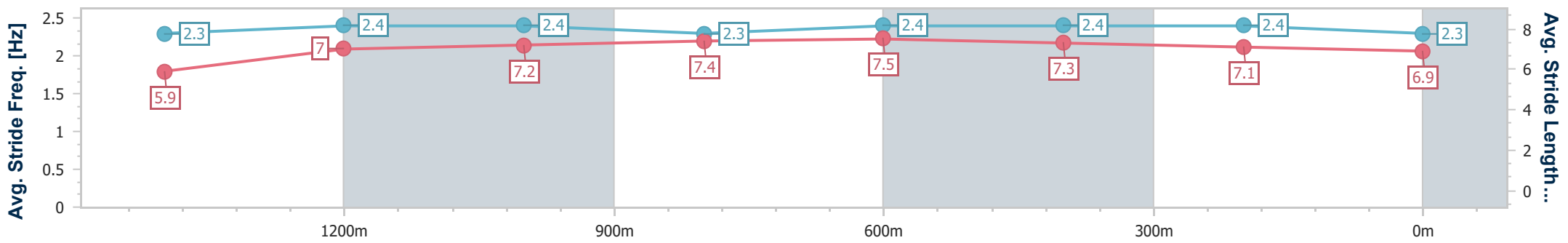
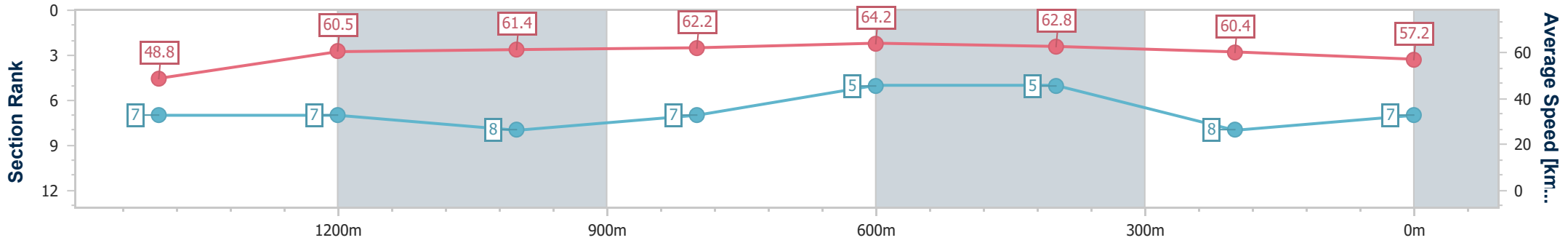
Townsville QLD Professional
 Race 3: BECOME A CLUDEN PARK MEMBER TODAY
 BENCHMARK 58 Handicap - 1609m



22 March 2024 - 14:08

Track Rating: Good 4, Weather: Fine, Rail Position: +2.0m 1000m-
 W.P: +0.5 Remainder

Section	Overall	1400m	1200m	1000m	800m	600m	400m	200m						
Section Times	1:38.32 [7] (0:15.73)	1:22.59 [7] (0:12.08)	1:10.51 [7] (0:11.82)	0:58.69 [8] (0:11.69)	0:47.00 [7] (0:11.21)	0:35.79 [5] (0:11.32)	0:24.47 [5] (0:11.92)	0:12.55 [8] (0:12.55)						
Average Speed [km/h]	48.8	60.5	61.4	62.2	64.2	62.8	60.4	57.2						
Top Speed [km/h]	61.1	61.7	62.2	64.1	65.5	64.5	62.5	60.0						
Avg. Dist. to Rail [m]	9.5	5.1	5.9	2.8	0.8	2.6	1.6	5.4						
Avg. Stride Freq. [Hz]	2.3	2.4	2.4	2.3	2.4	2.4	2.4	2.3						
Avg. Stride Length [m]	5.9	7.0	7.2	7.4	7.5	7.3	7.1	6.9						



- [] Ranking at each section and finish
- .-.- No data available at this section
- NA No data available



Horse/Jockey Name	Pluckercarn
Final Rank	8
Fastest Section Time (Section)	0:11.27 (600m)
Top Speed [km/h] (Section)	64.2 (600m)
Race State	Finished



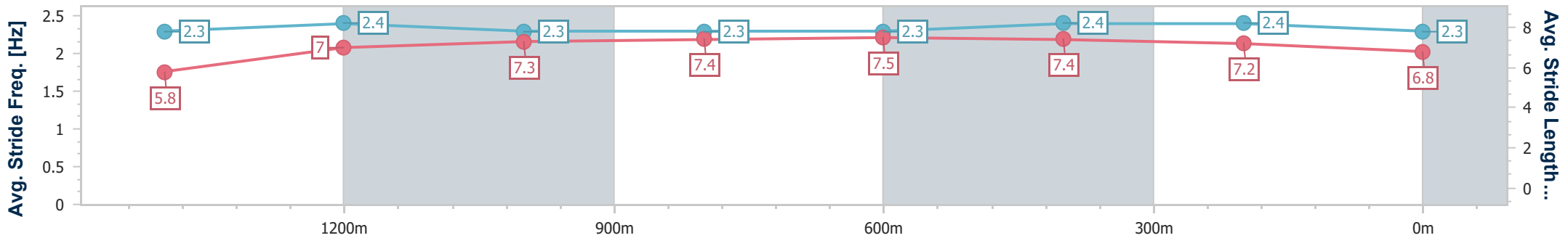
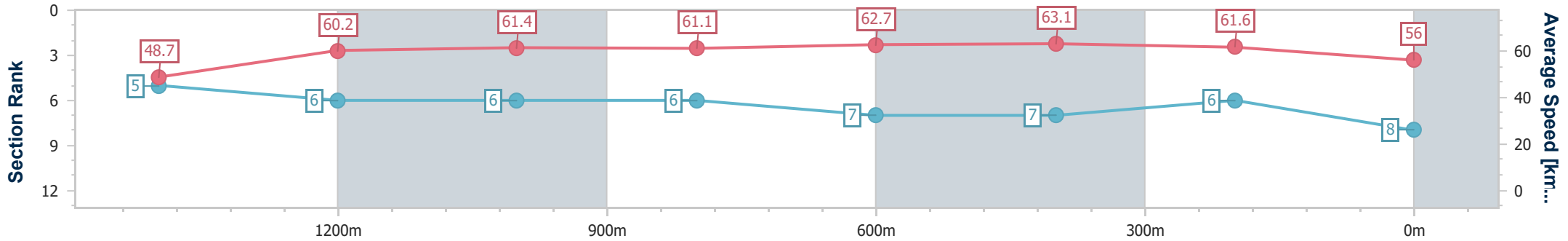
Townsville QLD Professional
 Race 3: BECOME A CLUDEN PARK MEMBER TODAY
 BENCHMARK 58 Handicap - 1609m



22 March 2024 - 14:08

Track Rating: Good 4, Weather: Fine, Rail Position: +2.0m 1000m-
 W.P: +0.5 Remainder

Section	Overall	1400m	1200m	1000m	800m	600m	400m	200m						
Section Times	1:38.48 [8] (0:15.52)	1:22.96 [5] (0:12.07)	1:10.89 [6] (0:11.77)	0:59.12 [6] (0:11.85)	0:47.27 [6] (0:11.46)	0:35.81 [7] (0:11.27)	0:24.54 [7] (0:11.68)	0:12.86 [6] (0:12.86)						
Average Speed [km/h]	48.7	60.2	61.4	61.1	62.7	63.1	61.6	56.0						
Top Speed [km/h]	60.3	61.1	62.0	62.2	63.7	64.2	63.8	59.9						
Avg. Dist. to Rail [m]	4.2	3.2	3.7	1.9	0.9	1.9	1.0	2.5						
Avg. Stride Freq. [Hz]	2.3	2.4	2.3	2.3	2.3	2.4	2.4	2.3						
Avg. Stride Length [m]	5.8	7.0	7.3	7.4	7.5	7.4	7.2	6.8						



- [] Ranking at each section and finish
- .-.- No data available at this section
- NA No data available



Horse/Jockey Name	Run Rampant
Final Rank	9
Fastest Section Time (Section)	0:11.33 (600m)
Top Speed [km/h] (Section)	64.2 (800m)
Race State	Finished



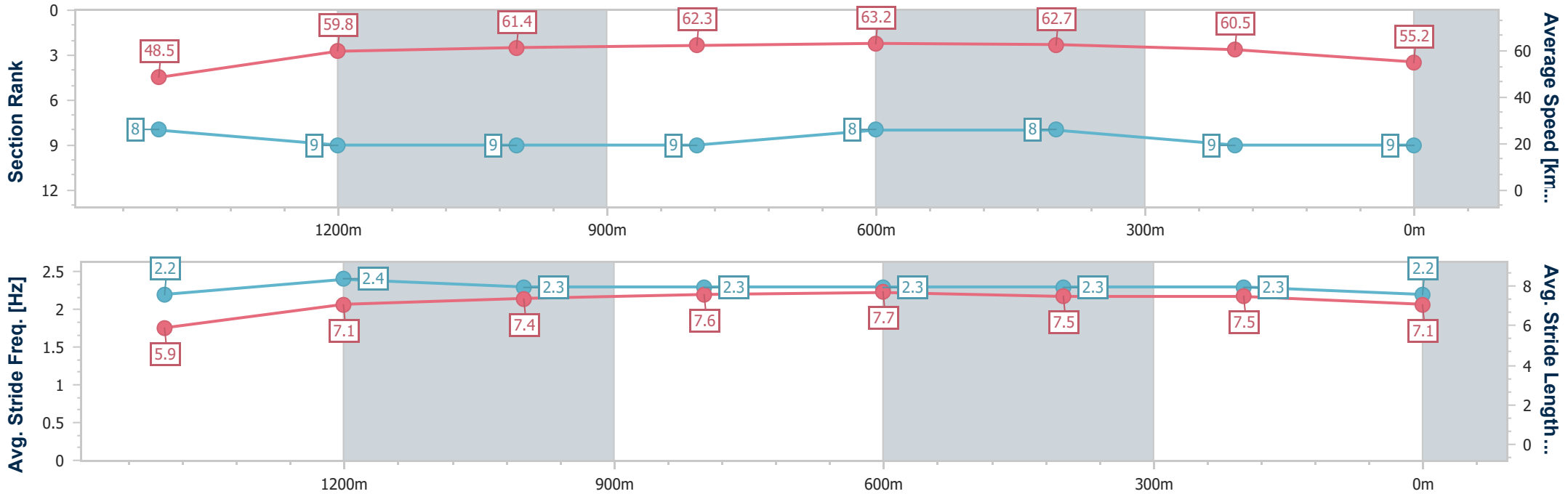
Townsville QLD Professional
 Race 3: BECOME A CLUDEN PARK MEMBER TODAY
 BENCHMARK 58 Handicap - 1609m



22 March 2024 - 14:08

Track Rating: Good 4, Weather: Fine, Rail Position: +2.0m 1000m-
 W.P: +0.5 Remainder

Section	Overall	1400m	1200m	1000m	800m	600m	400m	200m						
Section Times	1:39.04 [9] (0:15.76)	1:23.28 [8] (0:12.21)	1:11.07 [9] (0:11.75)	0:59.32 [9] (0:11.76)	0:47.56 [9] (0:11.35)	0:36.21 [8] (0:11.33)	0:24.88 [8] (0:11.88)	0:13.00 [9] (0:13.00)						
Average Speed [km/h]	48.5	59.8	61.4	62.3	63.2	62.7	60.5	55.2						
Top Speed [km/h]	60.8	60.8	62.5	64.1	64.2	63.9	61.8	59.1						
Avg. Dist. to Rail [m]	7.3	4.3	5.5	3.1	0.9	2.6	1.2	1.8						
Avg. Stride Freq. [Hz]	2.2	2.4	2.3	2.3	2.3	2.3	2.3	2.2						
Avg. Stride Length [m]	5.9	7.1	7.4	7.6	7.7	7.5	7.5	7.1						



- [] Ranking at each section and finish
- .-.- No data available at this section
- NA No data available



Townsville QLD Professional

Race 4: HYGAIN Class 6 Handicap - 1000m

22 March 2024 - 14:47



Track Rating: Good 4, Weather: Fine, Rail Position: +2.0m 1000m-W.P; +0.5 Remainder

Section		Overall	800m	600m	400m	200m	Last 600m					
Field Times		0:55.57 (0:13.21)	0:42.36 (0:09.82)	0:32.54 (0:09.96)	0:22.58 (0:10.80)	0:11.78 (0:11.78)	0:32.54					
Rank	TAB Horse/Jockey	Barrier	Top Speed [km/h]	Fastest Section	Margin					Distance Travelled [m]		
1	4 MORE THE MERRIER Ryan Wiggins	4	73.4 800m	0:09.82 800m	0:55.57 [1] (0:13.21)	0:42.36 [1] (0:09.82)	0:32.54 [1] (0:09.96)	0:22.58 [1] (0:10.80)	0:11.78 [1] (0:11.78)	0:55.57	0:32.54	
2	9 WANNA TWEET Adrian Layt	9	72.7 800m	0:09.86 800m	0:55.76 [2] (0:13.41)	0:42.35 [2] (0:09.86)	0:32.49 [2] (0:09.92)	0:22.57 [2] (0:10.79)	0:11.78 [2] (0:11.78)	1.1L	0:32.49	+2
3	3 FOCUS Frank Edwards	3	72.0 800m	0:10.12 800m	0:56.20 [3] (0:13.65)	0:42.55 [3] (0:10.12)	0:32.43 [4] (0:10.24)	0:22.19 [4] (0:10.67)	0:11.52 [4] (0:11.52)	3.7L	0:32.43	+4
4	2 MISSILE THUNDER Lacey Morrison	2	72.8 Overall	0:09.71 800m	0:56.23 [4] (0:13.70)	0:42.53 [4] (0:09.71)	0:32.82 [3] (0:10.04)	0:22.78 [3] (0:10.86)	0:11.92 [3] (0:11.92)	3.85L	0:32.82	+0
5	7 TOTO Adam Sewell	7	72.4 800m	0:09.99 800m	0:56.57 [5] (0:13.88)	0:42.69 [5] (0:09.99)	0:32.70 [5] (0:10.24)	0:22.46 [5] (0:10.80)	0:11.66 [5] (0:11.66)	5.86L	0:32.70	+3
6	5 FINALLY REALISE Jason Taylor	5	72.1 600m	0:09.93 800m	0:57.27 [6] (0:14.52)	0:42.75 [6] (0:09.93)	0:32.82 [6] (0:10.15)	0:22.67 [6] (0:10.91)	0:11.76 [6] (0:11.76)	10.02L	0:32.82	+4
7	6 EDIFICATION Graham Kliese	6	71.8 800m	0:10.03 800m	0:57.91 [7] (0:14.59)	0:43.32 [7] (0:10.03)	0:33.29 [7] (0:10.30)	0:22.99 [7] (0:11.06)	0:11.93 [7] (0:11.93)	13.73L	0:33.29	-3

Scratched: Investor (#1), Defrosted (#10), Lily Allez (#8)

[] Ranking at each section and finish
 -:-:- No data available at this section
 NA No data available

SCN Saddle cloth number
 DNF Did not finish
 DNT Did not track



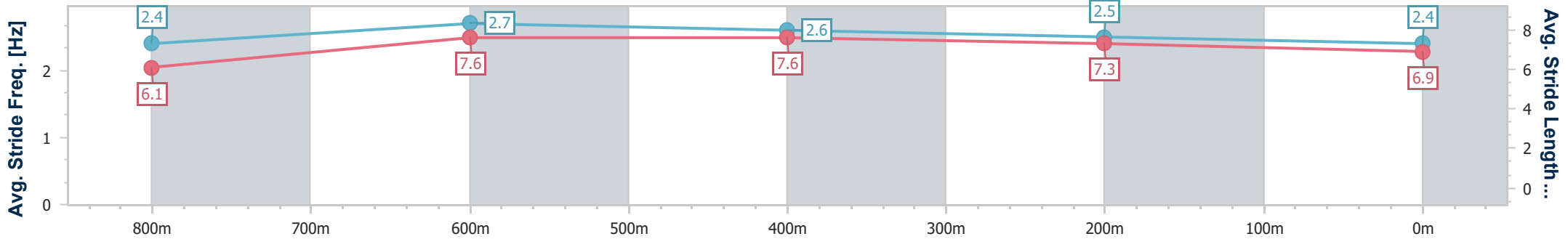
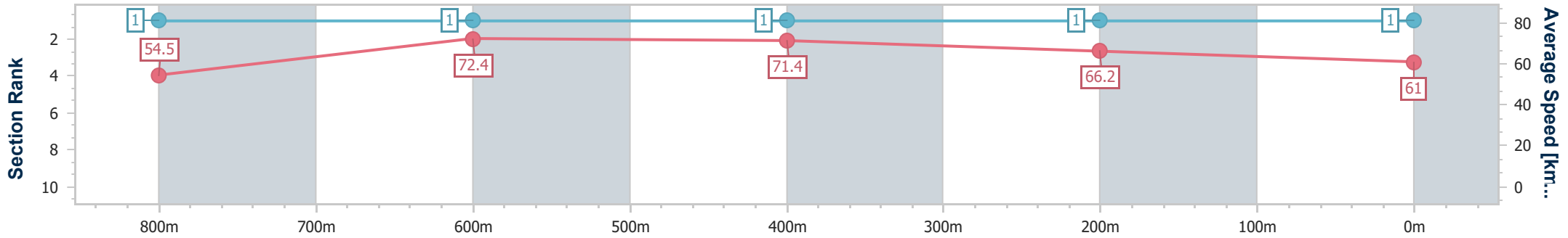
Horse/Jockey Name	More The Merrier
Final Rank	1
Fastest Section Time (Section)	0:09.82 (800m)
Top Speed [km/h] (Section)	73.4 (800m)
Race State	Finished



Townsville QLD Professional
Race 4: HYGAIN Class 6 Handicap - 1000m
22 March 2024 - 14:47
**Track Rating: Good 4, Weather: Fine, Rail Position: +2.0m 1000m-
W.P; +0.5 Remainder**



Section	Overall	800m	600m	400m	200m
Section Times	0:55.57 [1] (0:13.21)	0:42.36 [1] (0:09.82)	0:32.54 [1] (0:09.96)	0:22.58 [1] (0:10.80)	0:11.78 [1] (0:11.78)
Average Speed [km/h]	54.5	72.4	71.4	66.2	61.0
Top Speed [km/h]	73.2	73.4	73.3	70.1	64.0
Avg. Dist. to Rail [m]	5.8	1.8	3.3	2.7	1.4
Avg. Stride Freq. [Hz]	2.4	2.7	2.6	2.5	2.4
Avg. Stride Length [m]	6.1	7.6	7.6	7.3	6.9



- [] Ranking at each section and finish
- .-.- No data available at this section
- NA No data available



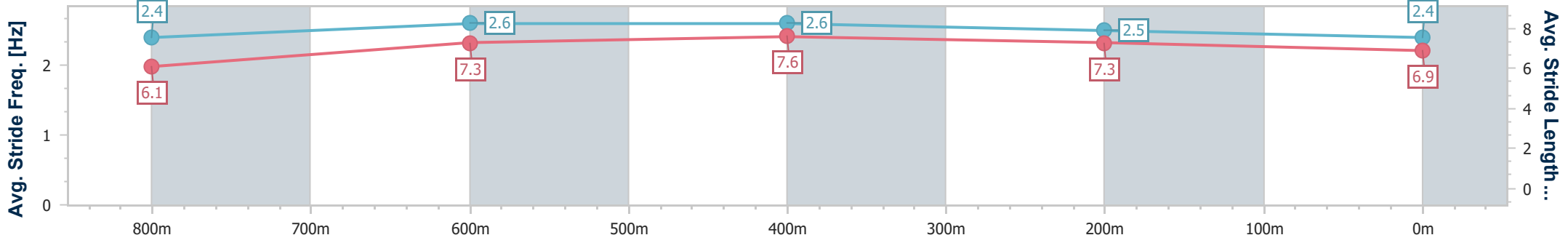
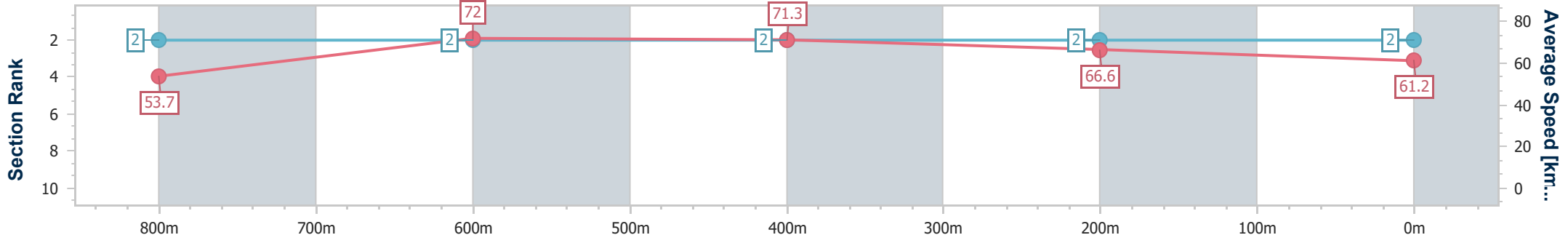
Horse/Jockey Name	Wanna Tweet
Final Rank	2
Fastest Section Time (Section)	0:09.86 (800m)
Top Speed [km/h] (Section)	72.7 (800m)
Race State	Finished



Townsville QLD Professional
 Race 4: HYGAIN Class 6 Handicap - 1000m
 22 March 2024 - 14:47
 Track Rating: Good 4, Weather: Fine, Rail Position: +2.0m 1000m-
 W.P; +0.5 Remainder



Section	Overall	800m	600m	400m	200m
Section Times	0:55.76 [2] (0:13.41)	0:42.35 [2] (0:09.86)	0:32.49 [2] (0:09.92)	0:22.57 [2] (0:10.79)	0:11.78 [2] (0:11.78)
Average Speed [km/h]	53.7	72.0	71.3	66.6	61.2
Top Speed [km/h]	71.6	72.7	72.7	70.2	64.9
Avg. Dist. to Rail [m]	3.7	1.8	3.0	0.8	1.4
Avg. Stride Freq. [Hz]	2.4	2.6	2.6	2.5	2.4
Avg. Stride Length [m]	6.1	7.3	7.6	7.3	6.9



- [] Ranking at each section and finish
- .-.- No data available at this section
- NA No data available



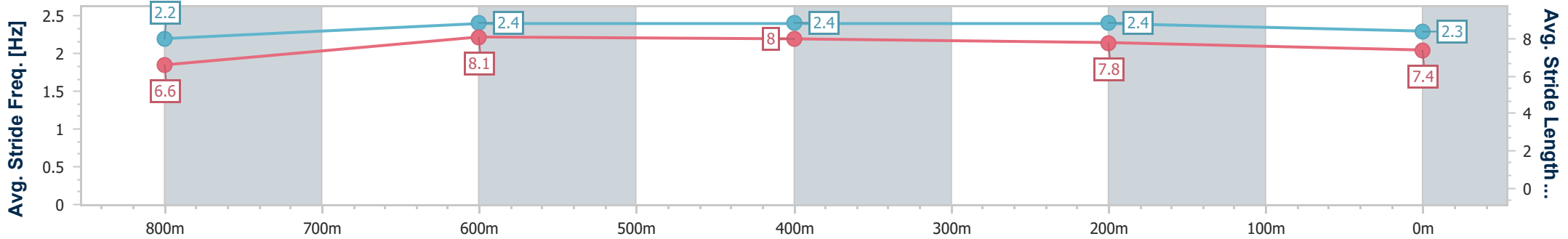
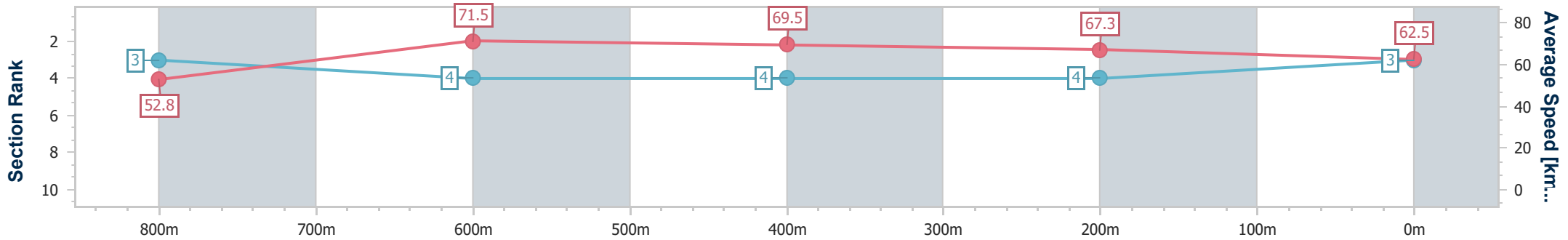
Horse/Jockey Name	Focus
Final Rank	3
Fastest Section Time (Section)	0:10.12 (800m)
Top Speed [km/h] (Section)	72.0 (800m)
Race State	Finished



Townsville QLD Professional
Race 4: HYGAIN Class 6 Handicap - 1000m
 22 March 2024 - 14:47
 Track Rating: Good 4, Weather: Fine, Rail Position: +2.0m 1000m-
 W.P; +0.5 Remainder



Section	Overall	800m	600m	400m	200m
Section Times	0:56.20 [3] (0:13.65)	0:42.55 [3] (0:10.12)	0:32.43 [4] (0:10.24)	0:22.19 [4] (0:10.67)	0:11.52 [4] (0:11.52)
Average Speed [km/h]	52.8	71.5	69.5	67.3	62.5
Top Speed [km/h]	70.9	72.0	70.9	68.9	65.8
Avg. Dist. to Rail [m]	6.6	2.1	1.8	1.3	4.0
Avg. Stride Freq. [Hz]	2.2	2.4	2.4	2.4	2.3
Avg. Stride Length [m]	6.6	8.1	8.0	7.8	7.4



- [] Ranking at each section and finish
- .-.- No data available at this section
- NA No data available



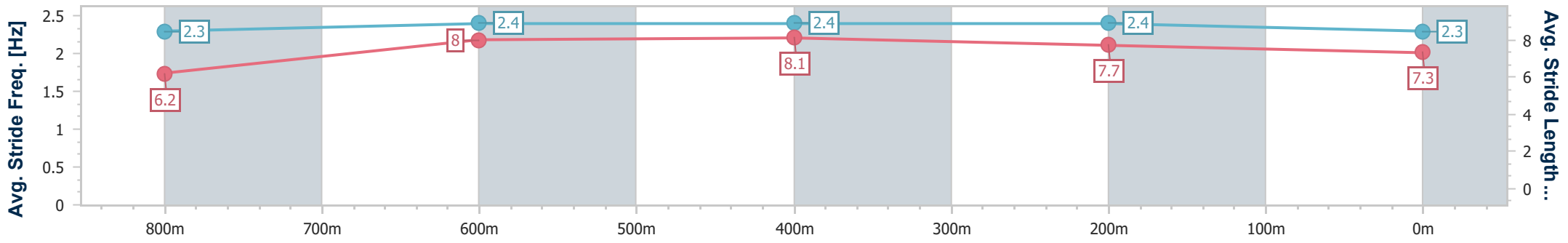
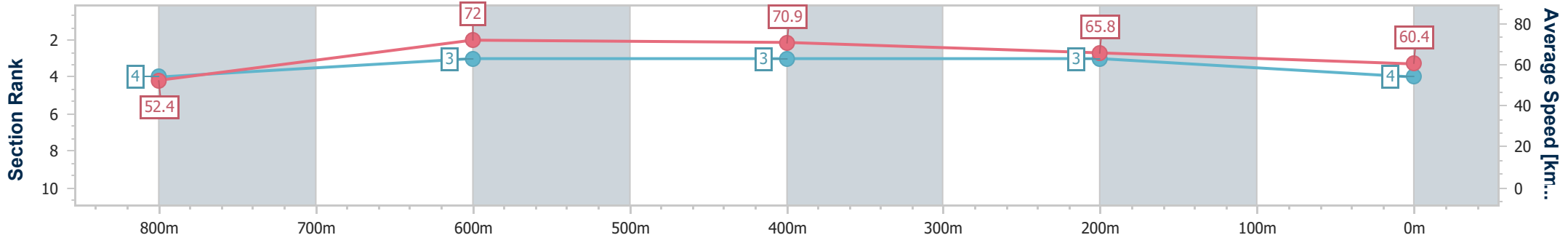
Horse/Jockey Name	Missile Thunder
Final Rank	4
Fastest Section Time (Section)	0:09.71 (800m)
Top Speed [km/h] (Section)	72.8 (Overall)
Race State	Finished



Townsville QLD Professional
Race 4: HYGAIN Class 6 Handicap - 1000m
 22 March 2024 - 14:47
 Track Rating: Good 4, Weather: Fine, Rail Position: +2.0m 1000m-
 W.P; +0.5 Remainder



Section	Overall	800m	600m	400m	200m
Section Times	0:56.23 [4] (0:13.70)	0:42.53 [4] (0:09.71)	0:32.82 [3] (0:10.04)	0:22.78 [3] (0:10.86)	0:11.92 [3] (0:11.92)
Average Speed [km/h]	52.4	72.0	70.9	65.8	60.4
Top Speed [km/h]	72.8	72.7	72.4	68.0	64.0
Avg. Dist. to Rail [m]	5.9	2.1	2.9	1.9	0.7
Avg. Stride Freq. [Hz]	2.3	2.4	2.4	2.4	2.3
Avg. Stride Length [m]	6.2	8.0	8.1	7.7	7.3



- [] Ranking at each section and finish
- .-.- No data available at this section
- NA No data available



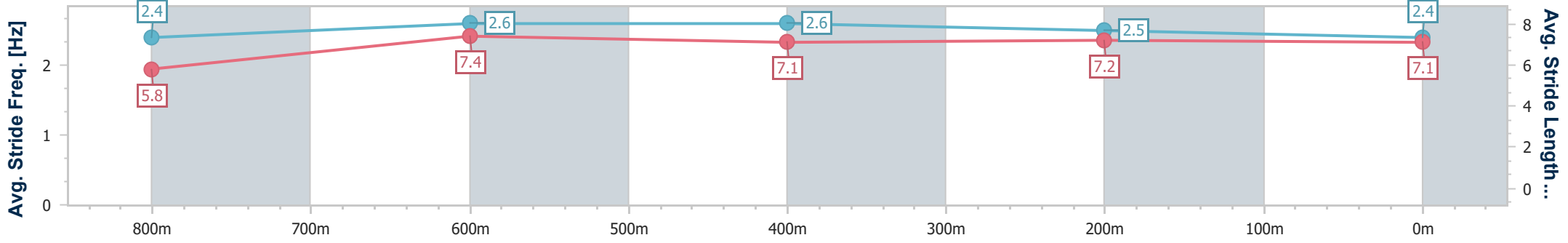
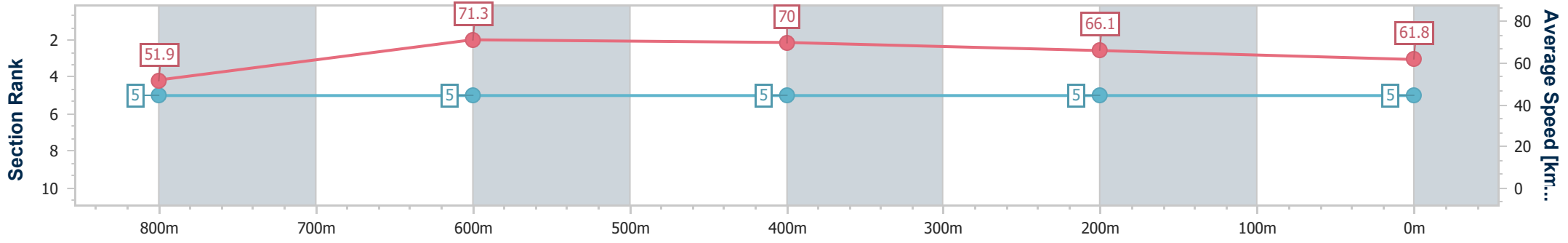
Horse/Jockey Name	Toto
Final Rank	5
Fastest Section Time (Section)	0:09.99 (800m)
Top Speed [km/h] (Section)	72.4 (800m)
Race State	Finished



Townsville QLD Professional
Race 4: HYGAIN Class 6 Handicap - 1000m
22 March 2024 - 14:47
**Track Rating: Good 4, Weather: Fine, Rail Position: +2.0m 1000m-
W.P; +0.5 Remainder**



Section	Overall	800m	600m	400m	200m
Section Times	0:56.57 [5] (0:13.88)	0:42.69 [5] (0:09.99)	0:32.70 [5] (0:10.24)	0:22.46 [5] (0:10.80)	0:11.66 [5] (0:11.66)
Average Speed [km/h]	51.9	71.3	70.0	66.1	61.8
Top Speed [km/h]	70.9	72.4	71.3	67.6	64.5
Avg. Dist. to Rail [m]	4.0	1.4	1.4	1.8	0.5
Avg. Stride Freq. [Hz]	2.4	2.6	2.6	2.5	2.4
Avg. Stride Length [m]	5.8	7.4	7.1	7.2	7.1



- [] Ranking at each section and finish
- .-.- No data available at this section
- NA No data available



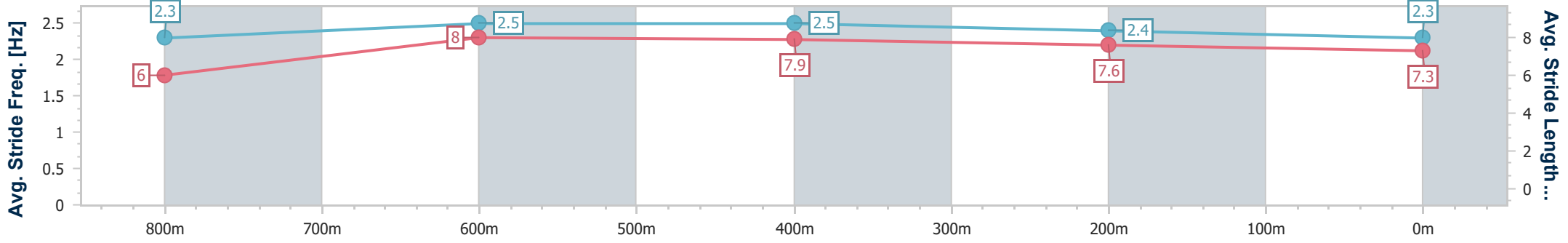
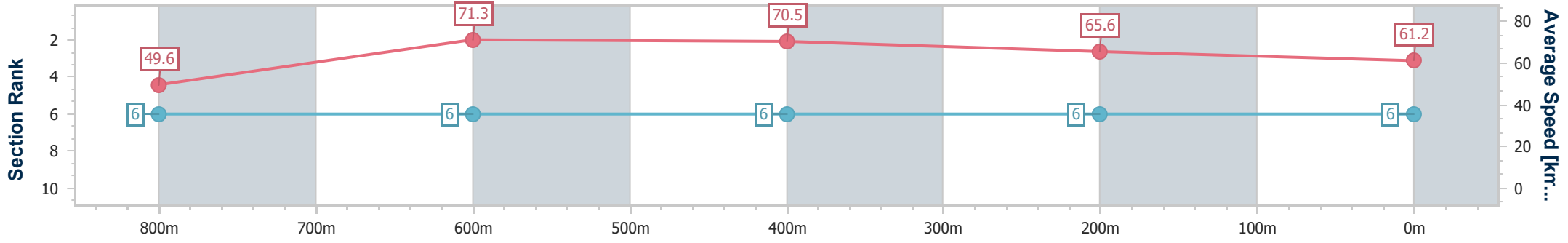
Horse/Jockey Name	Finally Realise
Final Rank	6
Fastest Section Time (Section)	0:09.93 (800m)
Top Speed [km/h] (Section)	72.1 (600m)
Race State	Finished



Townsville QLD Professional
Race 4: HYGAIN Class 6 Handicap - 1000m
 22 March 2024 - 14:47
 Track Rating: Good 4, Weather: Fine, Rail Position: +2.0m 1000m-
 W.P; +0.5 Remainder



Section	Overall	800m	600m	400m	200m
Section Times	0:57.27 [6] (0:14.52)	0:42.75 [6] (0:09.93)	0:32.82 [6] (0:10.15)	0:22.67 [6] (0:10.91)	0:11.76 [6] (0:11.76)
Average Speed [km/h]	49.6	71.3	70.5	65.6	61.2
Top Speed [km/h]	71.6	72.0	72.1	67.6	63.9
Avg. Dist. to Rail [m]	3.8	2.0	1.7	1.4	0.8
Avg. Stride Freq. [Hz]	2.3	2.5	2.5	2.4	2.3
Avg. Stride Length [m]	6.0	8.0	7.9	7.6	7.3



- [] Ranking at each section and finish
- .-.- No data available at this section
- NA No data available



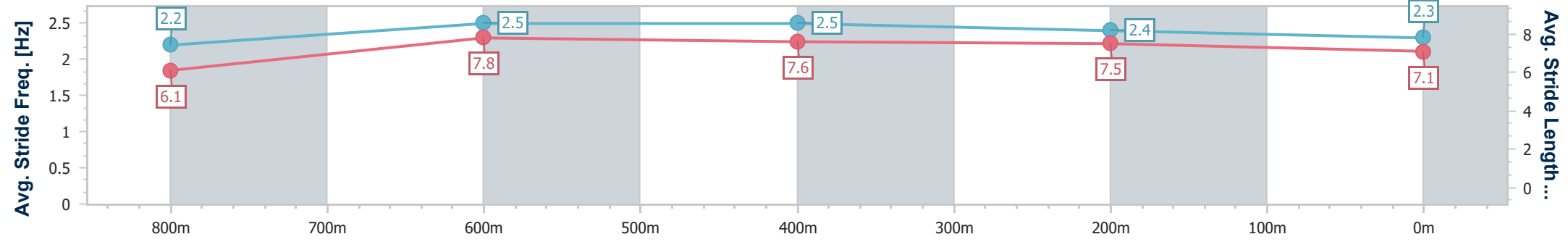
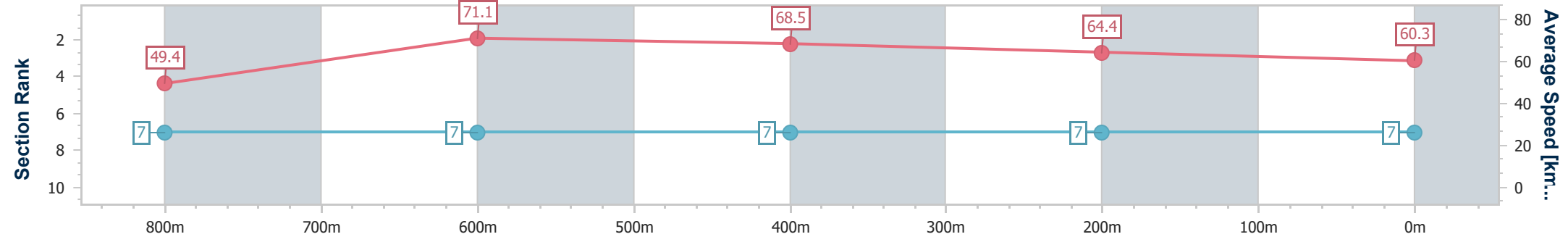
Horse/Jockey Name	Edification
Final Rank	7
Fastest Section Time (Section)	0:10.03 (800m)
Top Speed [km/h] (Section)	71.8 (800m)
Race State	Finished



Townsville QLD Professional
Race 4: HYGAIN Class 6 Handicap - 1000m
 22 March 2024 - 14:47
 Track Rating: Good 4, Weather: Fine, Rail Position: +2.0m 1000m-
 W.P; +0.5 Remainder



Section	Overall	800m	600m	400m	200m
Section Times	0:57.91 [7] (0:14.59)	0:43.32 [7] (0:10.03)	0:33.29 [7] (0:10.30)	0:22.99 [7] (0:11.06)	0:11.93 [7] (0:11.93)
Average Speed [km/h]	49.4	71.1	68.5	64.4	60.3
Top Speed [km/h]	71.4	71.8	70.6	66.4	64.0
Avg. Dist. to Rail [m]	4.3	2.2	4.9	3.0	0.9
Avg. Stride Freq. [Hz]	2.2	2.5	2.5	2.4	2.3
Avg. Stride Length [m]	6.1	7.8	7.6	7.5	7.1



- [] Ranking at each section and finish
- .-.- No data available at this section
- NA No data available



Townsville QLD Professional

Race 5: MITAVITE OPEN Handicap - 1400m

22 March 2024 - 15:24



Track Rating: Good 4, Weather: Fine, Rail Position: +2.0m 1000m-W.P; +0.5 Remainder

Section	Overall	1200m	1000m	800m	600m	400m	Last 600m
Field Times	1:22.74 (0:14.02)	1:08.72 (0:11.68)	0:57.04 (0:11.34)	0:45.70 (0:11.53)	0:34.17 (0:11.07)	0:23.10 (0:11.14)	0:34.17

Rank	TAB	Horse/Jockey	Barrier	Top Speed [km/h]	Fastest Section	Overall	1200m	1000m	800m	600m	400m	Last 600m	Distance Travelled [m]
1	6	MYSTERY 'N' MAGIC Lacey Morrison	6	67.6 400m	0:10.97 400m	1:22.74 [1] (0:14.47)	1:08.27 [4] (0:11.68)	0:56.59 [5] (0:11.44)	0:45.15 [5] (0:11.33)	0:33.82 [4] (0:11.08)	0:22.74 [4] (0:10.97)	0:33.82	
2	5	MISS SEATTLE Jackson Murphy	5	66.7 400m	0:11.00 600m	1:22.83 [2] (0:14.02)	1:08.81 [1] (0:11.68)	0:57.13 [1] (0:11.46)	0:45.67 [2] (0:11.62)	0:34.05 [3] (0:11.00)	0:23.05 [2] (0:11.00)	0:34.05	+7
3	2	HE'S XCEPTIONAL Adrian Layt	2	67.8 1000m	0:11.07 600m	1:23.35 [3] (0:14.59)	1:08.76 [6] (0:11.19)	0:57.57 [2] (0:11.26)	0:46.31 [1] (0:11.53)	0:34.78 [1] (0:11.07)	0:23.71 [1] (0:11.22)	0:34.78	+7
4	9	JOE'S GIGGLE Adam Sewell	9	65.5 1000m	0:11.17 600m	1:23.45 [4] (0:14.27)	1:09.18 [3] (0:11.71)	0:57.47 [4] (0:11.59)	0:45.88 [4] (0:11.40)	0:34.48 [5] (0:11.17)	0:23.31 [5] (0:11.25)	0:34.48	+4
5	8	LIGHTHORSE LAD Nathan Thomas	8	65.9 800m	0:11.17 600m	1:23.86 [5] (0:14.51)	1:09.35 [5] (0:11.72)	0:57.63 [6] (0:11.56)	0:46.07 [6] (0:11.41)	0:34.66 [6] (0:11.17)	0:23.49 [6] (0:11.42)	0:34.66	+5
6	1	PANIAGUA Frank Edwards	1	66.0 1000m	0:11.17 600m	1:23.88 [6] (0:14.21)	1:09.67 [2] (0:11.64)	0:58.03 [3] (0:11.47)	0:46.56 [3] (0:11.37)	0:35.19 [2] (0:11.17)	0:24.02 [3] (0:11.60)	0:35.19	+7
7	4	RED LIGHT ROXANNE Jason Taylor	4	66.2 1000m	0:11.24 600m	1:24.29 [7] (0:14.68)	1:09.61 [7] (0:11.70)	0:57.91 [7] (0:11.53)	0:46.38 [7] (0:11.30)	0:35.08 [7] (0:11.24)	0:23.84 [7] (0:11.62)	0:35.08	-1

Scratched: Olympic Korchnoi (#3), Fanaar (#7)



Townsville QLD Professional

Race 5: MITAVITE OPEN Handicap - 1400m

22 March 2024 - 15:24



Track Rating: Good 4, Weather: Fine, Rail Position: +2.0m 1000m-W.P; +0.5 Remainder

Section							200m			Last 600m
Field Times							0:11.96			0:34.17
							(0:11.96)			
Rank	TAB	Horse/Jockey	Barrier	Top Speed [km/h]	Fastest Section	Margin			Distance Travelled [m]	
1	6	MYSTERY 'N' MAGIC	6	67.6	0:10.97	0:11.77 [3]	1:22.74		0:33.82	
		Lacey Morrison		400m	400m	(0:11.77)				
2	5	MISS SEATTLE	5	66.7	0:11.00	0:12.05 [1]	0.54L		0:34.05 +7	
		Jackson Murphy		400m	600m	(0:12.05)				
3	2	HE'S XCEPTIONAL	2	67.8	0:11.07	0:12.49 [2]	3.62L		0:34.78 +7	
		Adrian Layt		1000m	600m	(0:12.49)				
4	9	JOE'S GIGGLE	9	65.5	0:11.17	0:12.06 [4]	4.18L		0:34.48 +4	
		Adam Sewell		1000m	600m	(0:12.06)				
5	8	LIGHTHORSE LAD	8	65.9	0:11.17	0:12.07 [6]	6.59L		0:34.66 +5	
		Nathan Thomas		800m	600m	(0:12.07)				
6	1	PANIAGUA	1	66.0	0:11.17	0:12.42 [5]	6.72L		0:35.19 +7	
		Frank Edwards		1000m	600m	(0:12.42)				
7	4	RED LIGHT ROXANNE	4	66.2	0:11.24	0:12.22 [7]	9.11L		0:35.08 -1	
		Jason Taylor		1000m	600m	(0:12.22)				

Scratched: Olympic Korchnoi (#3), Fanaar (#7)

[] Ranking at each section and finish
 -:-:- No data available at this section
 NA No data available

SCN Saddle cloth number
 DNF Did not finish
 DNT Did not track



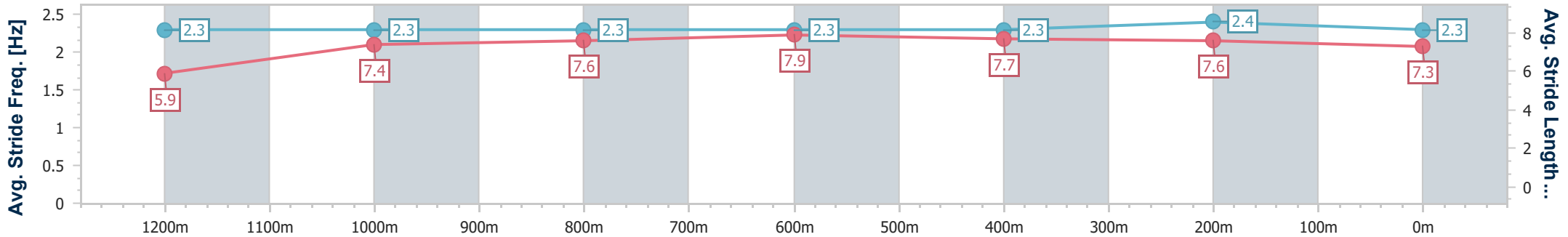
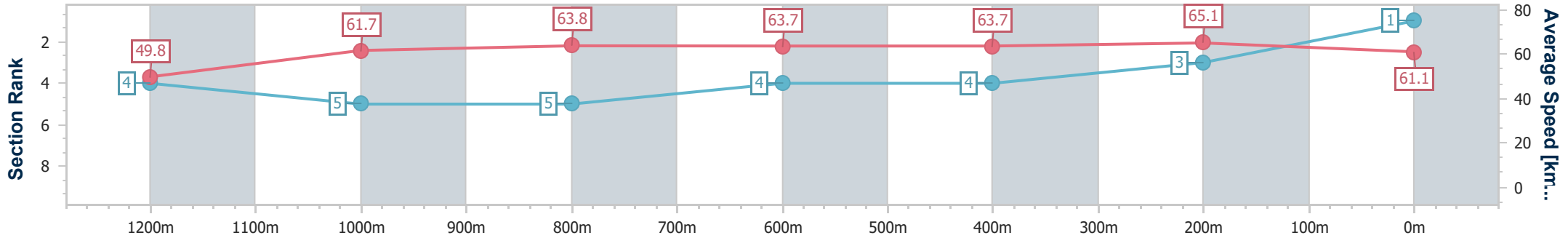
Horse/Jockey Name	Mystery 'N' Magic
Final Rank	1
Fastest Section Time (Section)	0:10.97 (400m)
Top Speed [km/h] (Section)	67.6 (400m)
Race State	Finished



Townsville QLD Professional
 Race 5: MITAVITE OPEN Handicap - 1400m
 22 March 2024 - 15:24
 Track Rating: Good 4, Weather: Fine, Rail Position: +2.0m 1000m-
 W.P; +0.5 Remainder



Section	Overall	1200m	1000m	800m	600m	400m	200m
Section Times	1:22.74 [1] (0:14.47)	1:08.27 [4] (0:11.68)	0:56.59 [5] (0:11.44)	0:45.15 [5] (0:11.33)	0:33.82 [4] (0:11.08)	0:22.74 [4] (0:10.97)	0:11.77 [3] (0:11.77)
Average Speed [km/h]	49.8	61.7	63.8	63.7	63.7	65.1	61.1
Top Speed [km/h]	63.8	64.5	66.8	65.6	64.8	67.6	64.5
Avg. Dist. to Rail [m]	6.3	3.0	2.6	1.2	3.6	4.1	1.3
Avg. Stride Freq. [Hz]	2.3	2.3	2.3	2.3	2.3	2.4	2.3
Avg. Stride Length [m]	5.9	7.4	7.6	7.9	7.7	7.6	7.3



- [] Ranking at each section and finish
- .-.- No data available at this section
- NA No data available



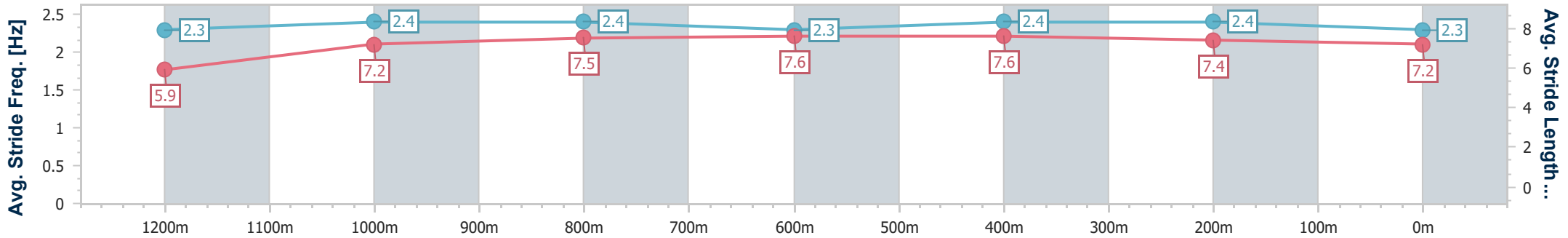
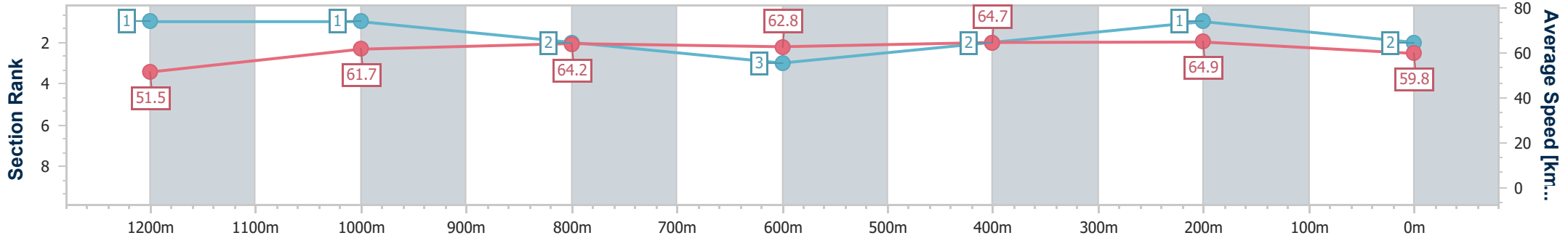
Horse/Jockey Name	Miss Seattle
Final Rank	2
Fastest Section Time (Section)	0:11.00 (600m)
Top Speed [km/h] (Section)	66.7 (400m)
Race State	Finished



Townsville QLD Professional
Race 5: MITAVITE OPEN Handicap - 1400m
 22 March 2024 - 15:24
 Track Rating: Good 4, Weather: Fine, Rail Position: +2.0m 1000m-
 W.P; +0.5 Remainder



Section	Overall	1200m	1000m	800m	600m	400m	200m
Section Times	1:22.83 [2] (0:14.02)	1:08.81 [1] (0:11.68)	0:57.13 [1] (0:11.46)	0:45.67 [2] (0:11.62)	0:34.05 [3] (0:11.00)	0:23.05 [2] (0:11.00)	0:12.05 [1] (0:12.05)
Average Speed [km/h]	51.5	61.7	64.2	62.8	64.7	64.9	59.8
Top Speed [km/h]	64.3	63.6	66.0	63.3	65.6	66.7	62.9
Avg. Dist. to Rail [m]	4.7	3.7	4.9	1.9	2.3	3.3	0.7
Avg. Stride Freq. [Hz]	2.3	2.4	2.4	2.3	2.4	2.4	2.3
Avg. Stride Length [m]	5.9	7.2	7.5	7.6	7.6	7.4	7.2



- [] Ranking at each section and finish
- .-.- No data available at this section
- NA No data available



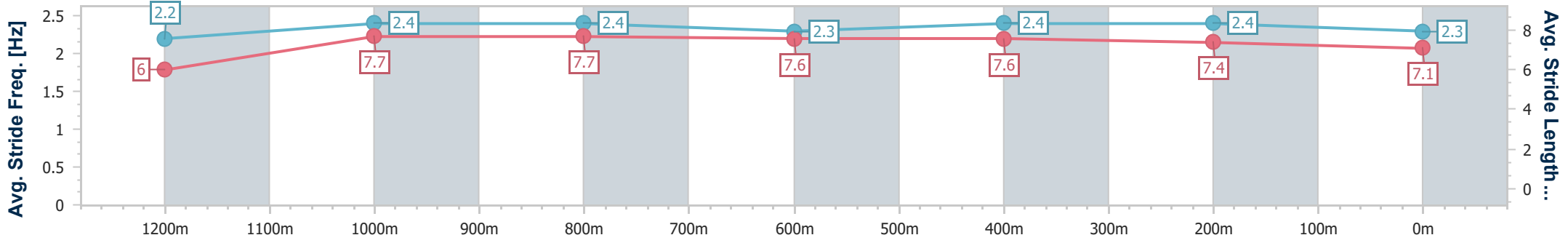
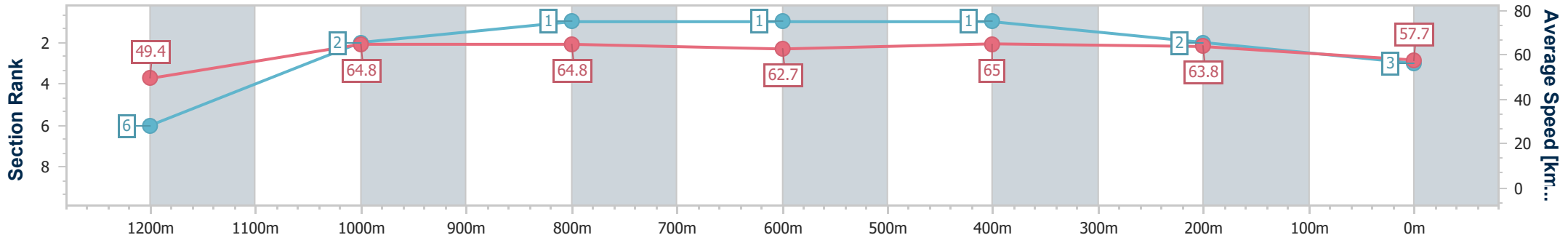
Horse/Jockey Name	He's Xceptional
Final Rank	3
Fastest Section Time (Section)	0:11.07 (600m)
Top Speed [km/h] (Section)	67.8 (1000m)
Race State	Finished



Townsville QLD Professional
 Race 5: MITAVITE OPEN Handicap - 1400m
 22 March 2024 - 15:24
 Track Rating: Good 4, Weather: Fine, Rail Position: +2.0m 1000m-
 W.P; +0.5 Remainder



Section	Overall	1200m	1000m	800m	600m	400m	200m
Section Times	1:23.35 [3] (0:14.59)	1:08.76 [6] (0:11.19)	0:57.57 [2] (0:11.26)	0:46.31 [1] (0:11.53)	0:34.78 [1] (0:11.07)	0:23.71 [1] (0:11.22)	0:12.49 [2] (0:12.49)
Average Speed [km/h]	49.4	64.8	64.8	62.7	65.0	63.8	57.7
Top Speed [km/h]	62.5	67.5	67.8	63.4	66.5	65.8	62.0
Avg. Dist. to Rail [m]	7.5	4.4	3.2	1.3	1.0	1.8	0.5
Avg. Stride Freq. [Hz]	2.2	2.4	2.4	2.3	2.4	2.4	2.3
Avg. Stride Length [m]	6.0	7.7	7.7	7.6	7.6	7.4	7.1



- [] Ranking at each section and finish
- .-.- No data available at this section
- NA No data available



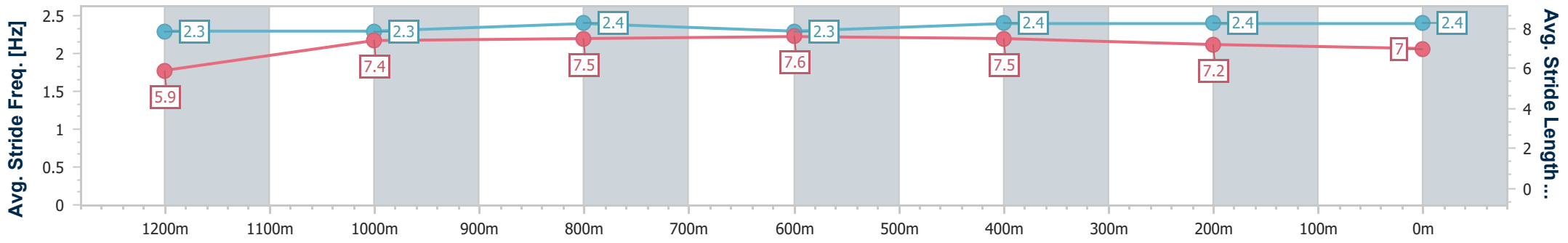
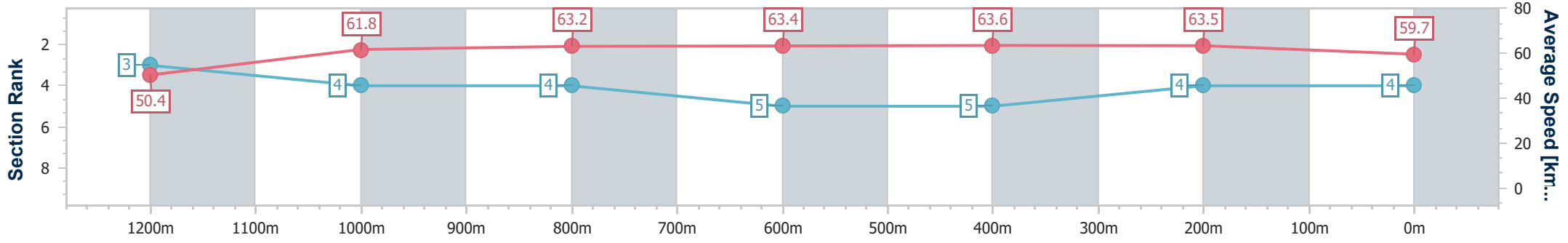
Horse/Jockey Name	Joe's Giggle
Final Rank	4
Fastest Section Time (Section)	0:11.17 (600m)
Top Speed [km/h] (Section)	65.5 (1000m)
Race State	Finished



Townsville QLD Professional
 Race 5: MITAVITE OPEN Handicap - 1400m
 22 March 2024 - 15:24
 Track Rating: Good 4, Weather: Fine, Rail Position: +2.0m 1000m-
 W.P; +0.5 Remainder



Section	Overall	1200m	1000m	800m	600m	400m	200m
Section Times	1:23.45 [4] (0:14.27)	1:09.18 [3] (0:11.71)	0:57.47 [4] (0:11.59)	0:45.88 [4] (0:11.40)	0:34.48 [5] (0:11.17)	0:23.31 [5] (0:11.25)	0:12.06 [4] (0:12.06)
Average Speed [km/h]	50.4	61.8	63.2	63.4	63.6	63.5	59.7
Top Speed [km/h]	63.9	63.5	65.5	64.7	64.7	64.6	63.3
Avg. Dist. to Rail [m]	5.7	3.1	3.3	0.9	2.4	3.4	1.0
Avg. Stride Freq. [Hz]	2.3	2.3	2.4	2.3	2.4	2.4	2.4
Avg. Stride Length [m]	5.9	7.4	7.5	7.6	7.5	7.2	7.0



- [] Ranking at each section and finish
- .-.- No data available at this section
- NA No data available



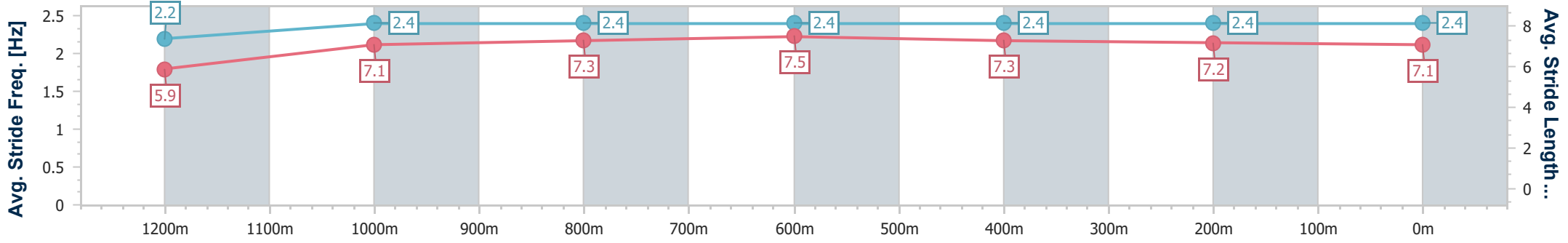
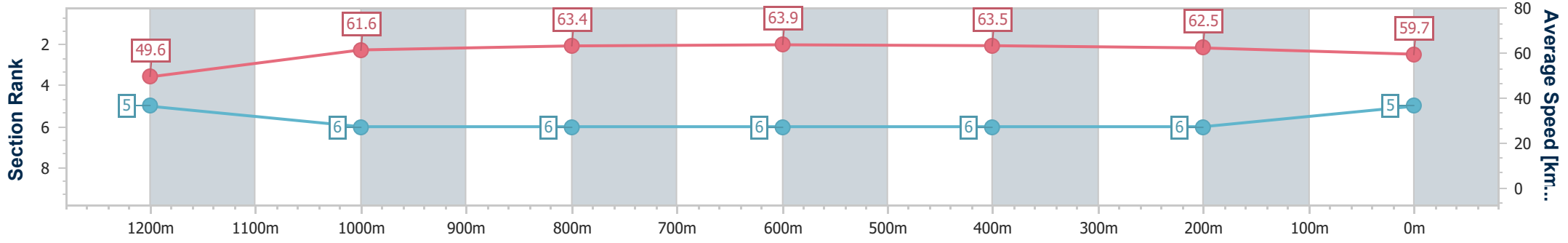
Horse/Jockey Name	Lighthouse Lad
Final Rank	5
Fastest Section Time (Section)	0:11.17 (600m)
Top Speed [km/h] (Section)	65.9 (800m)
Race State	Finished



Townsville QLD Professional
 Race 5: MITAVITE OPEN Handicap - 1400m
 22 March 2024 - 15:24
 Track Rating: Good 4, Weather: Fine, Rail Position: +2.0m 1000m-
 W.P; +0.5 Remainder



Section	Overall	1200m	1000m	800m	600m	400m	200m
Section Times	1:23.86 [5] (0:14.51)	1:09.35 [5] (0:11.72)	0:57.63 [6] (0:11.56)	0:46.07 [6] (0:11.41)	0:34.66 [6] (0:11.17)	0:23.49 [6] (0:11.42)	0:12.07 [6] (0:12.07)
Average Speed [km/h]	49.6	61.6	63.4	63.9	63.5	62.5	59.7
Top Speed [km/h]	63.5	63.5	65.5	65.9	64.5	64.3	63.6
Avg. Dist. to Rail [m]	6.2	4.0	4.1	1.6	2.5	3.2	1.0
Avg. Stride Freq. [Hz]	2.2	2.4	2.4	2.4	2.4	2.4	2.4
Avg. Stride Length [m]	5.9	7.1	7.3	7.5	7.3	7.2	7.1



- [] Ranking at each section and finish
- .-.- No data available at this section
- NA No data available



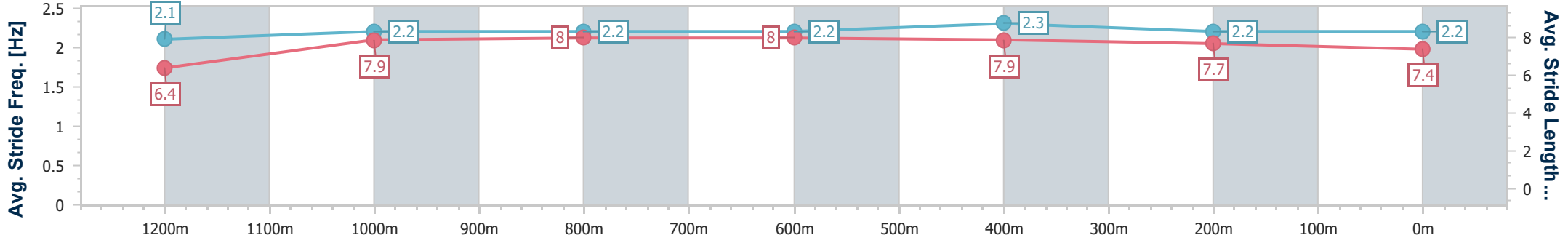
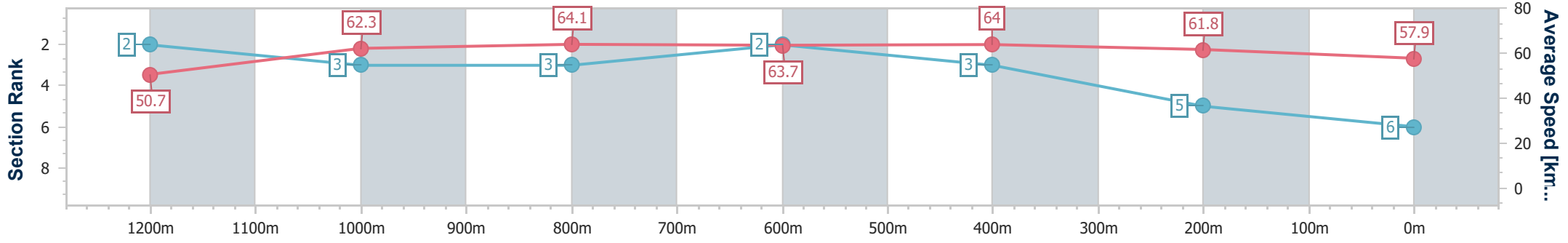
Horse/Jockey Name	Paniagua
Final Rank	6
Fastest Section Time (Section)	0:11.17 (600m)
Top Speed [km/h] (Section)	66.0 (1000m)
Race State	Finished



Townsville QLD Professional
 Race 5: MITAVITE OPEN Handicap - 1400m
 22 March 2024 - 15:24
 Track Rating: Good 4, Weather: Fine, Rail Position: +2.0m 1000m-
 W.P; +0.5 Remainder



Section	Overall	1200m	1000m	800m	600m	400m	200m
Section Times	1:23.88 [6] (0:14.21)	1:09.67 [2] (0:11.64)	0:58.03 [3] (0:11.47)	0:46.56 [3] (0:11.37)	0:35.19 [2] (0:11.17)	0:24.02 [3] (0:11.60)	0:12.42 [5] (0:12.42)
Average Speed [km/h]	50.7	62.3	64.1	63.7	64.0	61.8	57.9
Top Speed [km/h]	64.1	63.8	66.0	64.4	65.2	63.0	60.2
Avg. Dist. to Rail [m]	8.9	4.3	4.3	1.4	1.5	1.2	4.1
Avg. Stride Freq. [Hz]	2.1	2.2	2.2	2.2	2.3	2.2	2.2
Avg. Stride Length [m]	6.4	7.9	8.0	8.0	7.9	7.7	7.4



- [] Ranking at each section and finish
- .-.- No data available at this section
- NA No data available



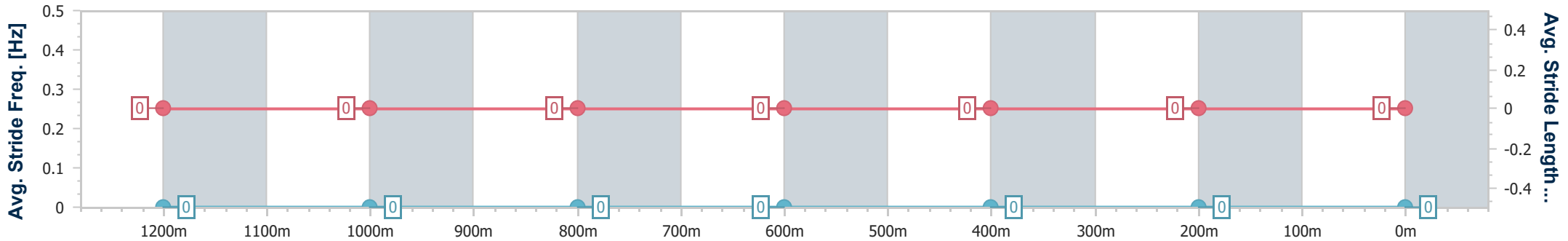
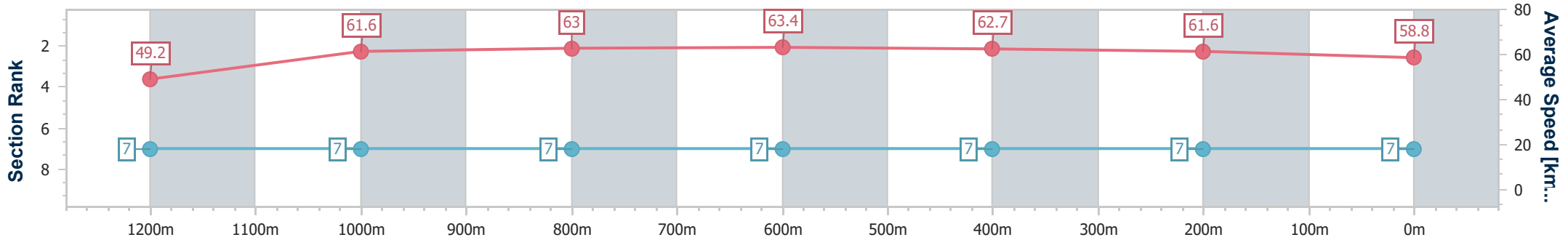
Horse/Jockey Name	Red Light Roxanne
Final Rank	7
Fastest Section Time (Section)	0:11.24 (600m)
Top Speed [km/h] (Section)	66.2 (1000m)
Race State	Finished



Townsville QLD Professional
 Race 5: MITAVITE OPEN Handicap - 1400m
 22 March 2024 - 15:24
 Track Rating: Good 4, Weather: Fine, Rail Position: +2.0m 1000m-
 W.P; +0.5 Remainder



Section	Overall	1200m	1000m	800m	600m	400m	200m							
Section Times	1:24.29 [7] (0:14.68)	1:09.61 [7] (0:11.70)	0:57.91 [7] (0:11.53)	0:46.38 [7] (0:11.30)	0:35.08 [7] (0:11.24)	0:23.84 [7] (0:11.62)	0:12.22 [7] (0:12.22)							
Average Speed [km/h]	49.2	61.6	63.0	63.4	62.7	61.6	58.8							
Top Speed [km/h]	64.4	63.3	66.2	65.5	63.5	62.2	61.1							
Avg. Dist. to Rail [m]	4.4	3.0	2.3	1.5	4.1	3.4	0.9							
Avg. Stride Freq. [Hz]	--	--	--	--	--	--	--							
Avg. Stride Length [m]	--	--	--	--	--	--	--							



- [] Ranking at each section and finish
- No data available at this section
- NA No data available



Townsville QLD Professional

Race 6: LADBROKES BET TICKER RATINGS BAND 0 - 55 Handicap - 1400m

22 March 2024 - 16:04



Track Rating: Good 4, Weather: Fine, Rail Position: +2.0m 1000m-W.P; +0.5 Remainder

Section		Overall	1200m	1000m	800m	600m	400m	Last 600m				
Field Times		1:22.88 (0:13.89)	1:08.99 (0:10.95)	0:58.04 (0:11.59)	0:46.45 (0:11.49)	0:34.96 (0:11.49)	0:23.47 (0:11.29)	0:34.96				
Rank	TAB Horse/Jockey	Barrier	Top Speed [km/h]	Fastest Section								Distance Travelled [m]
1	7 SCAPINI Graham Kliese	7	67.5 1200m	0:10.98 1200m	1:22.88 [1] (0:13.89)	1:08.99 [1] (0:10.98)	0:58.01 [2] (0:11.58)	0:46.43 [2] (0:11.64)	0:34.79 [2] (0:11.34)	0:23.45 [2] (0:11.27)	0:34.79	
2	5 FLAMING TORCH Lacey Morrison	5	66.9 1200m	0:11.12 1200m	1:22.90 [2] (0:14.16)	1:08.74 [5] (0:11.12)	0:57.62 [3] (0:11.50)	0:46.12 [3] (0:11.49)	0:34.63 [3] (0:11.25)	0:23.38 [3] (0:11.28)	0:34.63	-5
3	6 FANCIFUL MR FOX Adrian Layt	6	66.7 1200m	0:11.23 1200m	1:23.11 [3] (0:14.10)	1:09.01 [4] (0:11.23)	0:57.78 [5] (0:11.63)	0:46.15 [5] (0:11.49)	0:34.66 [6] (0:11.26)	0:23.40 [5] (0:11.31)	0:34.66	-1
4	3 BORLOTTI BEANS Masayuki Abe	3	66.2 Overall	0:11.28 1200m	1:23.19 [4] (0:14.03)	1:09.16 [3] (0:11.28)	0:57.88 [4] (0:11.47)	0:46.41 [3] (0:11.55)	0:34.86 [4] (0:11.37)	0:23.49 [4] (0:11.38)	0:34.86	-8
5	4 ALTAR BOY Denicious Smith	4	65.5 1000m	0:11.22 600m	1:23.23 [5] (0:14.60)	1:08.63 [9] (0:11.39)	0:57.24 [9] (0:11.42)	0:45.82 [8] (0:11.25)	0:34.57 [7] (0:11.22)	0:23.35 [6] (0:11.28)	0:34.57	-8
6	9 SOPHIA'S LASS Chris Whiteley	9	66.5 1200m	0:11.30 1200m	1:23.92 [6] (0:14.36)	1:09.56 [7] (0:11.30)	0:58.26 [7] (0:11.63)	0:46.63 [7] (0:11.47)	0:35.16 [8] (0:11.37)	0:23.79 [8] (0:11.40)	0:35.16	+2
7	1 BETTER DAYS AHEAD Gabrielle Semmens	1	68.5 1200m	0:10.81 1200m	1:24.31 [7] (0:14.03)	1:10.28 [2] (0:10.81)	0:59.47 [1] (0:11.59)	0:47.88 [1] (0:11.49)	0:36.39 [1] (0:11.49)	0:24.90 [1] (0:11.88)	0:36.39	-6
8	8 GRACIOUS GARCON Jackson Murphy	8	65.8 800m	0:11.23 800m	1:24.61 [8] (0:14.66)	1:09.95 [10] (0:11.40)	0:58.55 [10] (0:11.59)	0:46.96 [10] (0:11.23)	0:35.73 [9] (0:11.36)	0:24.37 [9] (0:11.44)	0:35.73	-3
9	13 GINASUE Nathan Thomas	13	65.3 1200m	0:11.37 800m	1:24.77 [9] (0:14.54)	1:10.23 [8] (0:11.43)	0:58.80 [8] (0:11.63)	0:47.17 [9] (0:11.37)	0:35.80 [10] (0:11.37)	0:24.43 [10] (0:11.63)	0:35.80	-6
10	10 ADMIRAL'S DAUGHTER Adam Sewell	10	67.0 1200m	0:11.15 1200m	1:24.88 [10] (0:14.33)	1:10.55 [6] (0:11.15)	0:59.40 [6] (0:11.53)	0:47.87 [6] (0:11.43)	0:36.44 [5] (0:11.51)	0:24.93 [7] (0:11.81)	0:36.44	-2

Scratched: Freddy Barbarossa (#11), Joe's Giggle (#2), Miss White (#12)



Townsville QLD Professional
Race 6: LADBROKES BET TICKER RATINGS BAND 0 - 55 Handicap - 1400m
22 March 2024 - 16:04



Track Rating: Good 4, Weather: Fine, Rail Position: +2.0m 1000m-W.P; +0.5 Remainder

Section				200m				Last 600m	
Field Times				0:12.18 (0:12.18)				0:34.96	
Rank	TAB	Horse/Jockey	Barrier	Top Speed [km/h]	Fastest Section	Margin			Distance Travelled [m]
1	7	SCAPINI Graham Kliese	7	67.5 1200m	0:10.98 1200m	0:12.18 [1] (0:12.18)	1:22.88		0:34.79
2	5	FLAMING TORCH Lacey Morrison	5	66.9 1200m	0:11.12 1200m	0:12.10 [2] (0:12.10)	0.14L		0:34.63 -5
3	6	FANCIFUL MR FOX Adrian Layt	6	66.7 1200m	0:11.23 1200m	0:12.09 [3] (0:12.09)	1.37L		0:34.66 -1
4	3	BORLOTTI BEANS Masayuki Abe	3	66.2 Overall	0:11.28 1200m	0:12.11 [4] (0:12.11)	1.82L		0:34.86 -8
5	4	ALTAR BOY Denicious Smith	4	65.5 1000m	0:11.22 600m	0:12.07 [5] (0:12.07)	2.05L		0:34.57 -8
6	9	SOPHIA'S LASS Chris Whiteley	9	66.5 1200m	0:11.30 1200m	0:12.39 [7] (0:12.39)	6.13L		0:35.16 +2
7	1	BETTER DAYS AHEAD Gabrielle Semmens	1	68.5 1200m	0:10.81 1200m	0:13.02 [6] (0:13.02)	8.41L		0:36.39 -6
8	8	GRACIOUS GARCON Jackson Murphy	8	65.8 800m	0:11.23 800m	0:12.93 [8] (0:12.93)	10.15L		0:35.73 -3
9	13	GINASUE Nathan Thomas	13	65.3 1200m	0:11.37 800m	0:12.80 [10] (0:12.80)	11.13L		0:35.80 -6
10	10	ADMIRAL'S DAUGHTER Adam Sewell	10	67.0 1200m	0:11.15 1200m	0:13.12 [9] (0:13.12)	11.78L		0:36.44 -2

Scratched: Freddy Barbarossa (#11), Joe's Giggle (#2), Miss White (#12)

[] Ranking at each section and finish
 -:-:- No data available at this section
 NA No data available
 SCN Saddle cloth number
 DNF Did not finish
 DNT Did not track



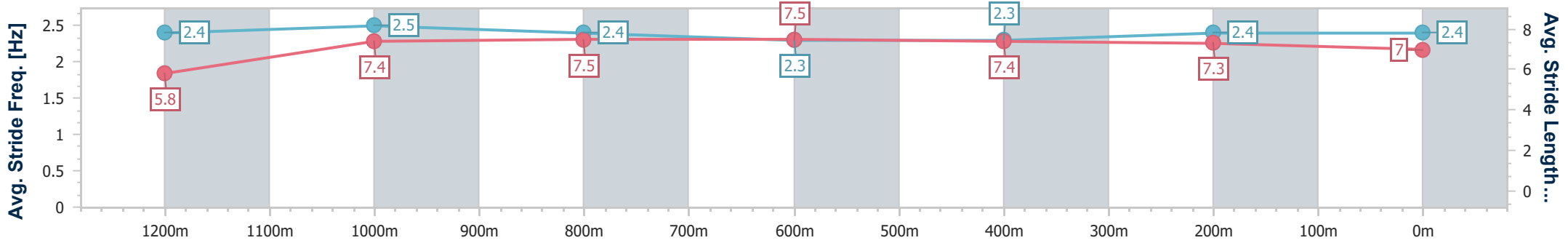
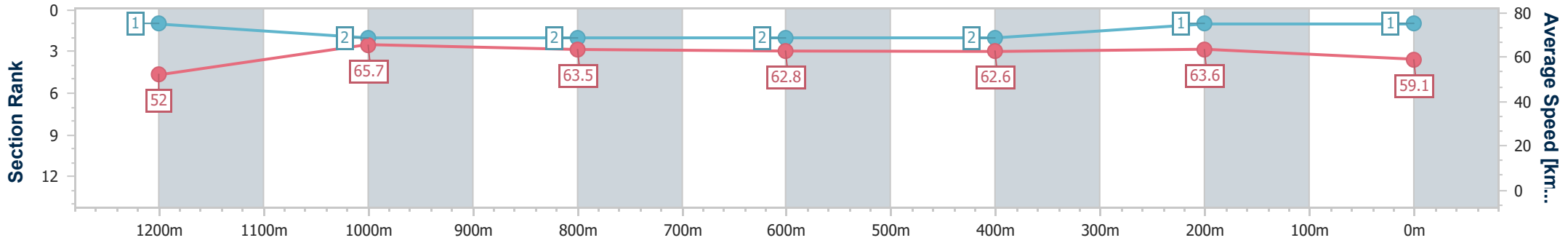
Horse/Jockey Name	Scapini
Final Rank	1
Fastest Section Time (Section)	0:10.98 (1200m)
Top Speed [km/h] (Section)	67.5 (1200m)
Race State	Finished



Townsville QLD Professional
 Race 6: LADBROKES BET TICKER RATINGS BAND 0 - 55
 Handicap - 1400m
 22 March 2024 - 16:04
 Track Rating: Good 4, Weather: Fine, Rail Position: +2.0m 1000m-
 W.P; +0.5 Remainder



Section	Overall	1200m	1000m	800m	600m	400m	200m
Section Times	1:22.88 [1] (0:13.89)	1:08.99 [1] (0:10.98)	0:58.01 [2] (0:11.58)	0:46.43 [2] (0:11.64)	0:34.79 [2] (0:11.34)	0:23.45 [2] (0:11.27)	0:12.18 [1] (0:12.18)
Average Speed [km/h]	52.0	65.7	63.5	62.8	62.6	63.6	59.1
Top Speed [km/h]	67.4	67.5	65.6	63.8	65.0	65.9	62.9
Avg. Dist. to Rail [m]	11.3	5.5	4.5	2.4	1.9	2.3	1.0
Avg. Stride Freq. [Hz]	2.4	2.5	2.4	2.3	2.3	2.4	2.4
Avg. Stride Length [m]	5.8	7.4	7.5	7.5	7.4	7.3	7.0



- [] Ranking at each section and finish
- .-.- No data available at this section
- NA No data available



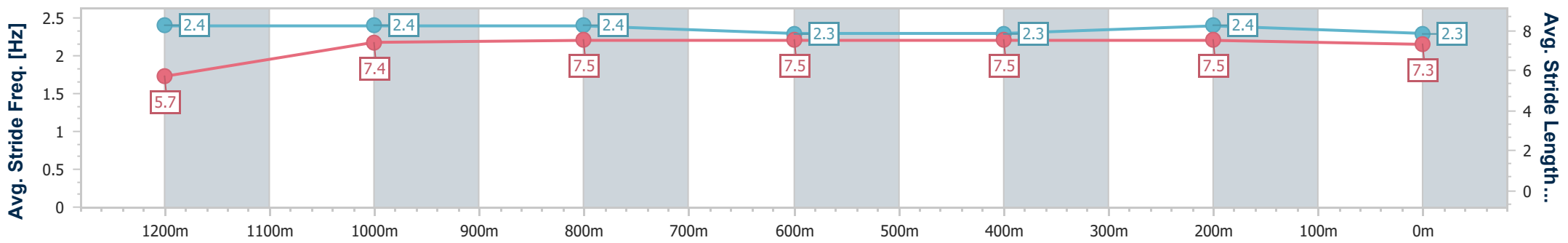
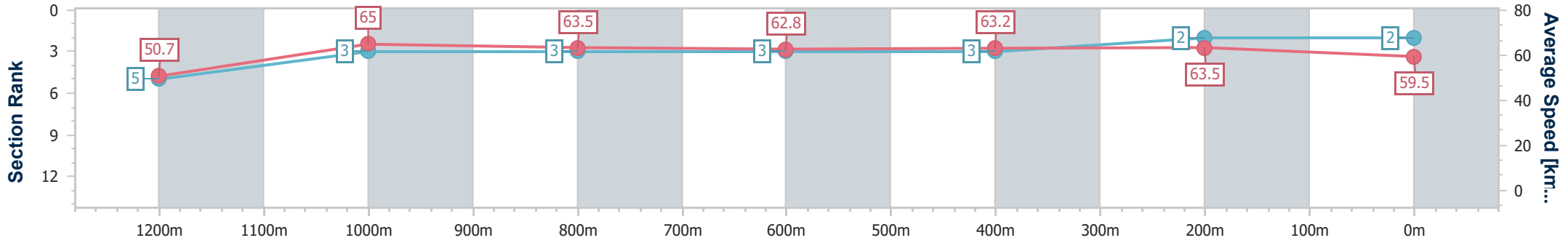
Horse/Jockey Name	Flaming Torch
Final Rank	2
Fastest Section Time (Section)	0:11.12 (1200m)
Top Speed [km/h] (Section)	66.9 (1200m)
Race State	Finished



Townsville QLD Professional
 Race 6: LADBROKES BET TICKER RATINGS BAND 0 - 55
 Handicap - 1400m
 22 March 2024 - 16:04
 Track Rating: Good 4, Weather: Fine, Rail Position: +2.0m 1000m-
 W.P; +0.5 Remainder



Section	Overall	1200m	1000m	800m	600m	400m	200m
Section Times	1:22.90 [2] (0:14.16)	1:08.74 [5] (0:11.12)	0:57.62 [3] (0:11.50)	0:46.12 [3] (0:11.49)	0:34.63 [3] (0:11.25)	0:23.38 [3] (0:11.28)	0:12.10 [2] (0:12.10)
Average Speed [km/h]	50.7	65.0	63.5	62.8	63.2	63.5	59.5
Top Speed [km/h]	66.0	66.9	64.7	63.9	65.2	65.3	63.9
Avg. Dist. to Rail [m]	7.2	4.5	3.1	0.9	2.3	1.9	1.6
Avg. Stride Freq. [Hz]	2.4	2.4	2.4	2.3	2.3	2.4	2.3
Avg. Stride Length [m]	5.7	7.4	7.5	7.5	7.5	7.5	7.3



- [] Ranking at each section and finish
- .-.- No data available at this section
- NA No data available



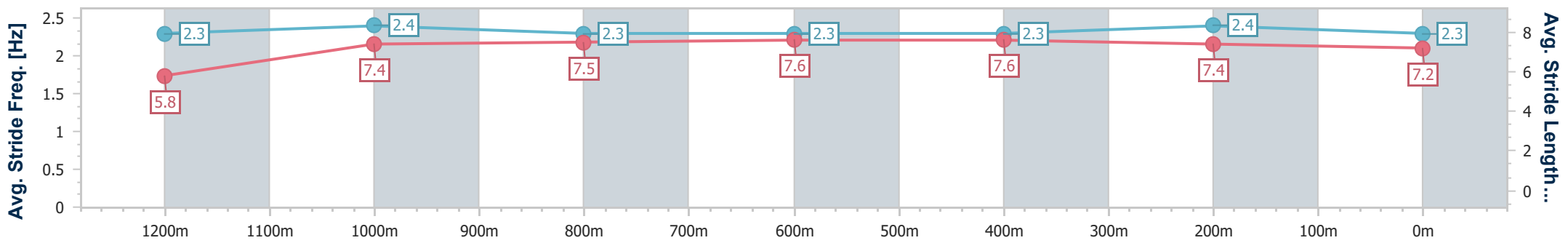
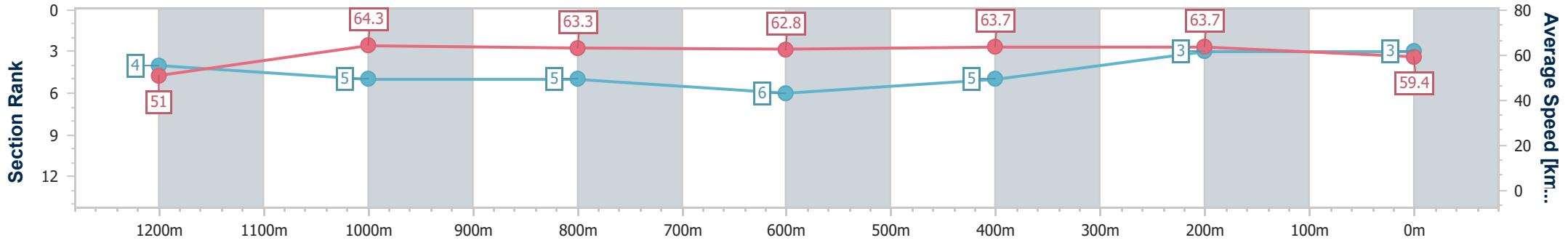
Horse/Jockey Name	Fanciful Mr Fox
Final Rank	3
Fastest Section Time (Section)	0:11.23 (1200m)
Top Speed [km/h] (Section)	66.7 (1200m)
Race State	Finished



Townsville QLD Professional
 Race 6: LADBROKES BET TICKER RATINGS BAND 0 - 55
 Handicap - 1400m
 22 March 2024 - 16:04
 Track Rating: Good 4, Weather: Fine, Rail Position: +2.0m 1000m-
 W.P; +0.5 Remainder



Section	Overall	1200m	1000m	800m	600m	400m	200m
Section Times	1:23.11 [3] (0:14.10)	1:09.01 [4] (0:11.23)	0:57.78 [5] (0:11.63)	0:46.15 [5] (0:11.49)	0:34.66 [6] (0:11.26)	0:23.40 [5] (0:11.31)	0:12.09 [3] (0:12.09)
Average Speed [km/h]	51.0	64.3	63.3	62.8	63.7	63.7	59.4
Top Speed [km/h]	66.6	66.7	64.1	63.8	65.4	65.4	63.4
Avg. Dist. to Rail [m]	6.2	4.1	4.0	1.1	1.2	1.2	3.5
Avg. Stride Freq. [Hz]	2.3	2.4	2.3	2.3	2.3	2.4	2.3
Avg. Stride Length [m]	5.8	7.4	7.5	7.6	7.6	7.4	7.2



- [] Ranking at each section and finish
- .-.- No data available at this section
- NA No data available



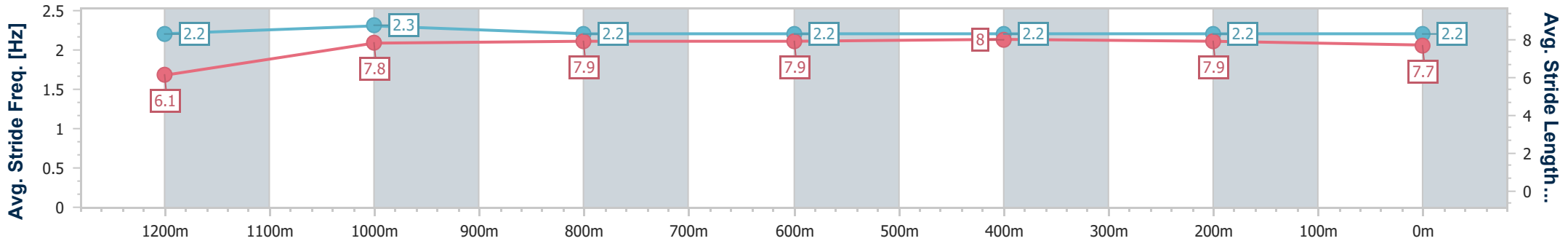
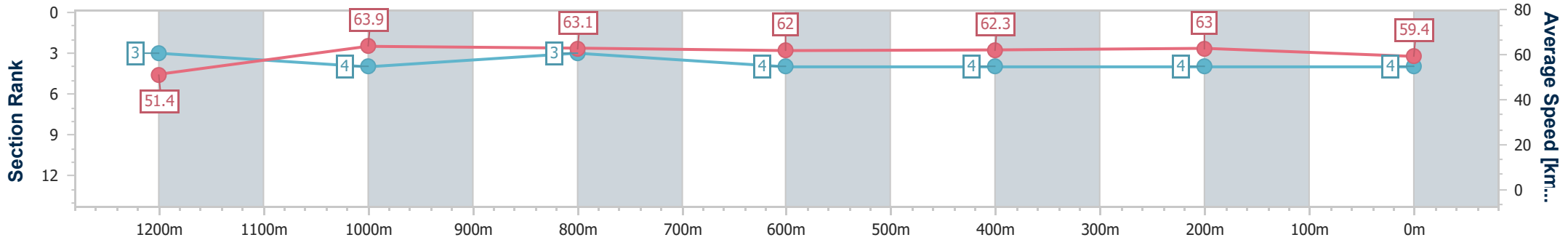
Horse/Jockey Name	Borlotti Beans
Final Rank	4
Fastest Section Time (Section)	0:11.28 (1200m)
Top Speed [km/h] (Section)	66.2 (Overall)
Race State	Finished



Townsville QLD Professional
 Race 6: LADBROKES BET TICKER RATINGS BAND 0 - 55
 Handicap - 1400m
 22 March 2024 - 16:04
 Track Rating: Good 4, Weather: Fine, Rail Position: +2.0m 1000m-
 W.P; +0.5 Remainder



Section	Overall	1200m	1000m	800m	600m	400m	200m
Section Times	1:23.19 [4] (0:14.03)	1:09.16 [3] (0:11.28)	0:57.88 [4] (0:11.47)	0:46.41 [3] (0:11.55)	0:34.86 [4] (0:11.37)	0:23.49 [4] (0:11.38)	0:12.11 [4] (0:12.11)
Average Speed [km/h]	51.4	63.9	63.1	62.0	62.3	63.0	59.4
Top Speed [km/h]	66.2	66.0	64.2	62.9	63.0	64.2	62.3
Avg. Dist. to Rail [m]	8.9	3.5	1.4	1.0	3.6	1.4	0.6
Avg. Stride Freq. [Hz]	2.2	2.3	2.2	2.2	2.2	2.2	2.2
Avg. Stride Length [m]	6.1	7.8	7.9	7.9	8.0	7.9	7.7



- [] Ranking at each section and finish
- .-.- No data available at this section
- NA No data available



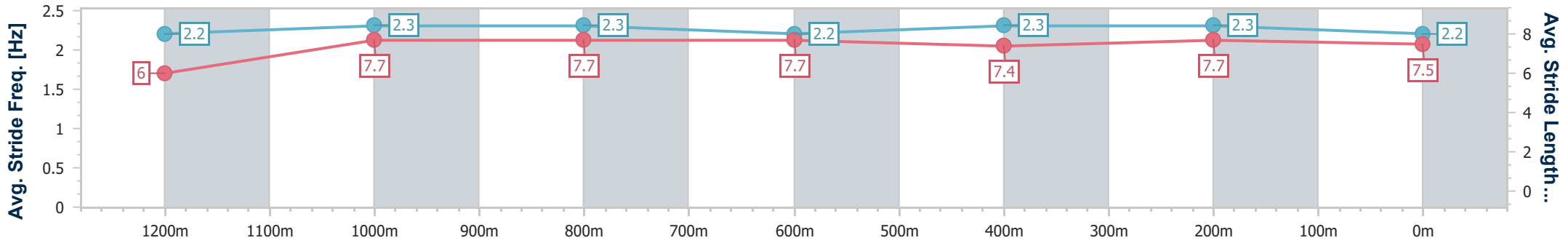
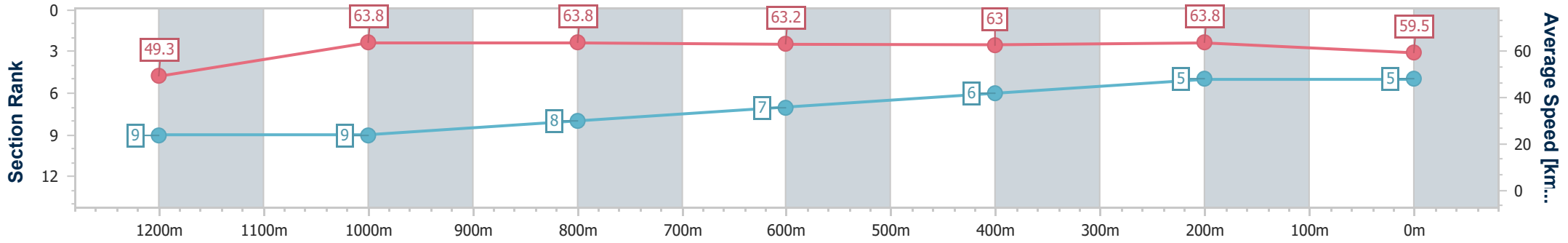
Horse/Jockey Name	Altar Boy
Final Rank	5
Fastest Section Time (Section)	0:11.22 (600m)
Top Speed [km/h] (Section)	65.5 (1000m)
Race State	Finished



Townsville QLD Professional
 Race 6: LADBROKES BET TICKER RATINGS BAND 0 - 55
 Handicap - 1400m
 22 March 2024 - 16:04
 Track Rating: Good 4, Weather: Fine, Rail Position: +2.0m 1000m-
 W.P; +0.5 Remainder



Section	Overall	1200m	1000m	800m	600m	400m	200m							
Section Times	1:23.23 [5] (0:14.60)	1:08.63 [9] (0:11.39)	0:57.24 [9] (0:11.42)	0:45.82 [8] (0:11.25)	0:34.57 [7] (0:11.22)	0:23.35 [6] (0:11.28)	0:12.07 [5] (0:12.07)							
Average Speed [km/h]	49.3	63.8	63.8	63.2	63.0	63.8	59.5							
Top Speed [km/h]	65.2	65.2	65.5	64.8	64.3	64.4	63.1							
Avg. Dist. to Rail [m]	6.1	5.0	2.6	2.0	3.9	2.0	2.7							
Avg. Stride Freq. [Hz]	2.2	2.3	2.3	2.2	2.3	2.3	2.2							
Avg. Stride Length [m]	6.0	7.7	7.7	7.7	7.4	7.7	7.5							



- [] Ranking at each section and finish
- .-.- No data available at this section
- NA No data available



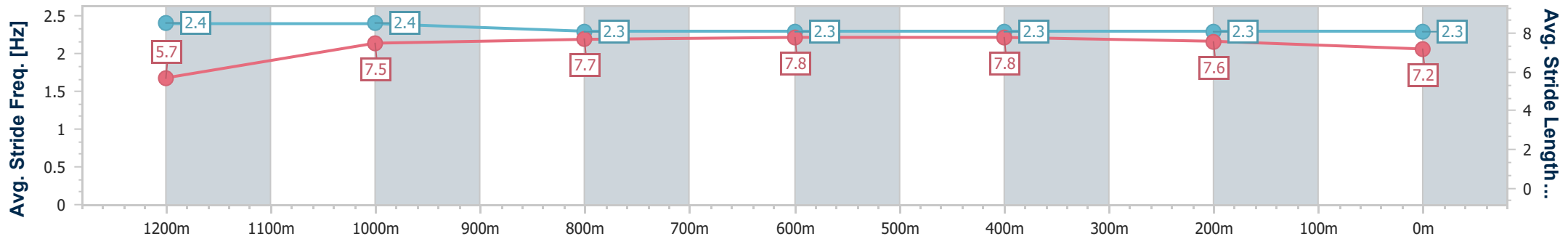
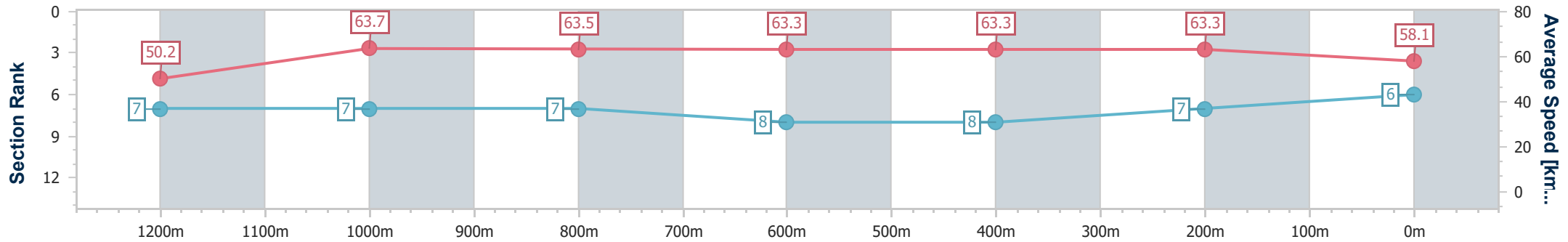
Horse/Jockey Name	Sophia's Lass
Final Rank	6
Fastest Section Time (Section)	0:11.30 (1200m)
Top Speed [km/h] (Section)	66.5 (1200m)
Race State	Finished



Townsville QLD Professional
 Race 6: LADBROKES BET TICKER RATINGS BAND 0 - 55
 Handicap - 1400m
 22 March 2024 - 16:04
 Track Rating: Good 4, Weather: Fine, Rail Position: +2.0m 1000m-
 W.P; +0.5 Remainder



Section	Overall	1200m	1000m	800m	600m	400m	200m
Section Times	1:23.92 [6] (0:14.36)	1:09.56 [7] (0:11.30)	0:58.26 [7] (0:11.63)	0:46.63 [7] (0:11.47)	0:35.16 [8] (0:11.37)	0:23.79 [8] (0:11.40)	0:12.39 [7] (0:12.39)
Average Speed [km/h]	50.2	63.7	63.5	63.3	63.3	63.3	58.1
Top Speed [km/h]	65.5	66.5	64.9	64.8	65.0	65.4	61.8
Avg. Dist. to Rail [m]	8.3	4.4	4.4	2.0	0.4	2.4	4.7
Avg. Stride Freq. [Hz]	2.4	2.4	2.3	2.3	2.3	2.3	2.3
Avg. Stride Length [m]	5.7	7.5	7.7	7.8	7.8	7.6	7.2



- [] Ranking at each section and finish
- .-.- No data available at this section
- NA No data available



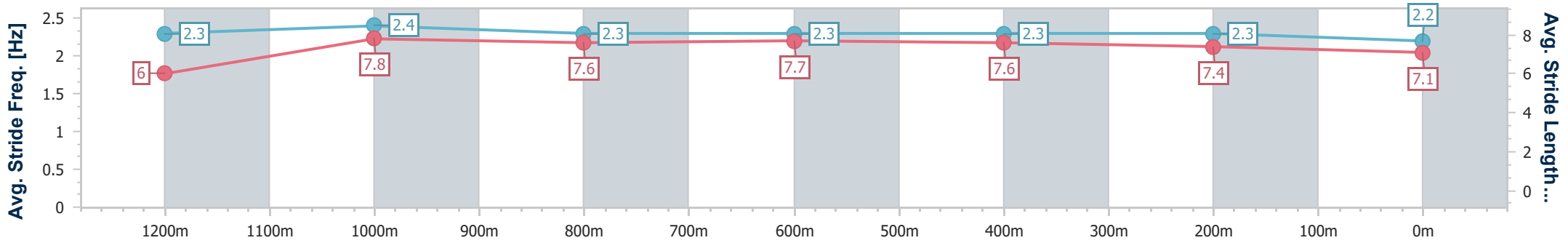
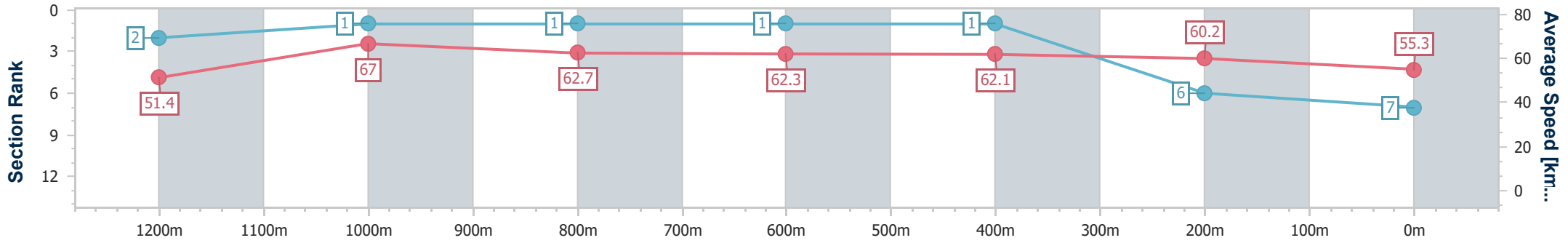
Horse/Jockey Name	Better Days Ahead
Final Rank	7
Fastest Section Time (Section)	0:10.81 (1200m)
Top Speed [km/h] (Section)	68.5 (1200m)
Race State	Finished



Townsville QLD Professional
 Race 6: LADBROKES BET TICKER RATINGS BAND 0 - 55
 Handicap - 1400m
 22 March 2024 - 16:04
 Track Rating: Good 4, Weather: Fine, Rail Position: +2.0m 1000m-
 W.P; +0.5 Remainder



Section	Overall	1200m	1000m	800m	600m	400m	200m							
Section Times	1:24.31 [7] (0:14.03)	1:10.28 [2] (0:10.81)	0:59.47 [1] (0:11.59)	0:47.88 [1] (0:11.49)	0:36.39 [1] (0:11.49)	0:24.90 [1] (0:11.88)	0:13.02 [6] (0:13.02)							
Average Speed [km/h]	51.4	67.0	62.7	62.3	62.1	60.2	55.3							
Top Speed [km/h]	66.6	68.5	64.2	63.2	63.0	61.4	58.9							
Avg. Dist. to Rail [m]	12.3	6.7	2.4	1.0	2.5	1.7	1.2							
Avg. Stride Freq. [Hz]	2.3	2.4	2.3	2.3	2.3	2.3	2.2							
Avg. Stride Length [m]	6.0	7.8	7.6	7.7	7.6	7.4	7.1							



- [] Ranking at each section and finish
- .-.- No data available at this section
- NA No data available



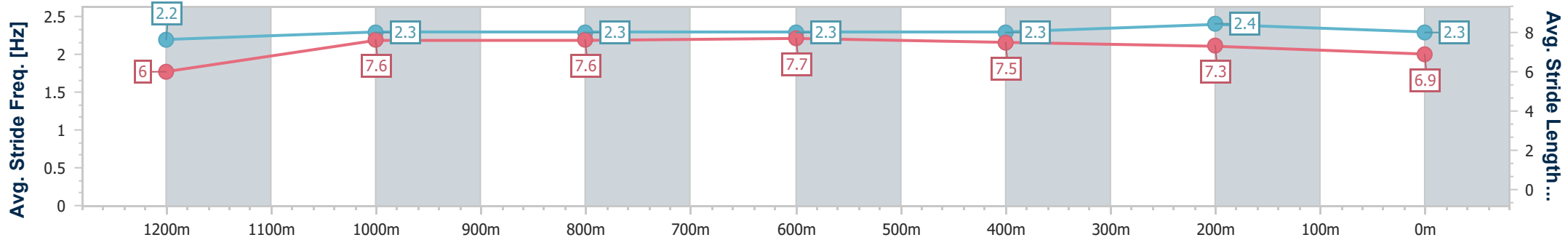
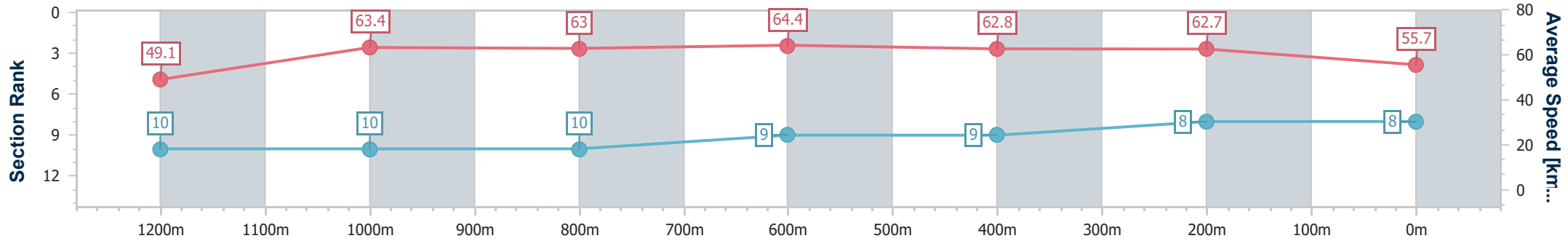
Horse/Jockey Name	Gracious Garcon
Final Rank	8
Fastest Section Time (Section)	0:11.23 (800m)
Top Speed [km/h] (Section)	65.8 (800m)
Race State	Finished



Townsville QLD Professional
 Race 6: LADBROKES BET TICKER RATINGS BAND 0 - 55
 Handicap - 1400m
 22 March 2024 - 16:04
 Track Rating: Good 4, Weather: Fine, Rail Position: +2.0m 1000m-
 W.P; +0.5 Remainder



Section	Overall	1200m	1000m	800m	600m	400m	200m
Section Times	1:24.61 [8] (0:14.66)	1:09.95 [10] (0:11.40)	0:58.55 [10] (0:11.59)	0:46.96 [10] (0:11.23)	0:35.73 [9] (0:11.36)	0:24.37 [9] (0:11.44)	0:12.93 [8] (0:12.93)
Average Speed [km/h]	49.1	63.4	63.0	64.4	62.8	62.7	55.7
Top Speed [km/h]	64.6	65.5	65.5	65.8	63.9	63.7	61.6
Avg. Dist. to Rail [m]	8.2	4.8	3.6	1.1	1.6	1.2	2.7
Avg. Stride Freq. [Hz]	2.2	2.3	2.3	2.3	2.3	2.4	2.3
Avg. Stride Length [m]	6.0	7.6	7.6	7.7	7.5	7.3	6.9



- [] Ranking at each section and finish
- .-.- No data available at this section
- NA No data available



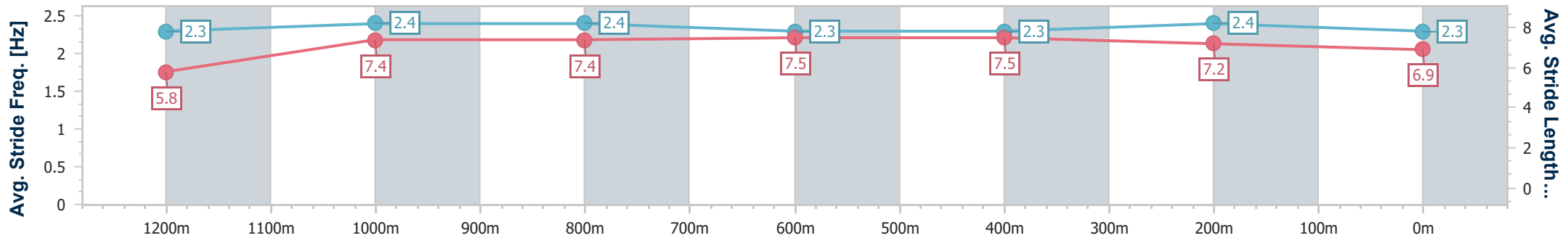
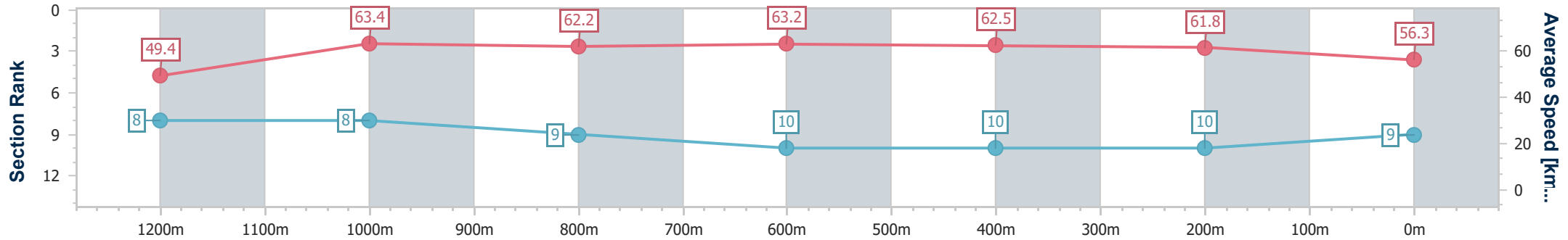
Horse/Jockey Name	Ginasue
Final Rank	9
Fastest Section Time (Section)	0:11.37 (800m)
Top Speed [km/h] (Section)	65.3 (1200m)
Race State	Finished



Townsville QLD Professional
 Race 6: LADBROKES BET TICKER RATINGS BAND 0 - 55
 Handicap - 1400m
 22 March 2024 - 16:04
 Track Rating: Good 4, Weather: Fine, Rail Position: +2.0m 1000m-
 W.P; +0.5 Remainder



Section	Overall	1200m	1000m	800m	600m	400m	200m
Section Times	1:24.77 [9] (0:14.54)	1:10.23 [8] (0:11.43)	0:58.80 [8] (0:11.63)	0:47.17 [9] (0:11.37)	0:35.80 [10] (0:11.37)	0:24.43 [10] (0:11.63)	0:12.80 [10] (0:12.80)
Average Speed [km/h]	49.4	63.4	62.2	63.2	62.5	61.8	56.3
Top Speed [km/h]	65.0	65.3	64.8	64.5	62.9	62.8	59.2
Avg. Dist. to Rail [m]	10.5	3.6	1.7	0.9	2.0	1.5	3.1
Avg. Stride Freq. [Hz]	2.3	2.4	2.4	2.3	2.3	2.4	2.3
Avg. Stride Length [m]	5.8	7.4	7.4	7.5	7.5	7.2	6.9



- [] Ranking at each section and finish
- .-.- No data available at this section
- NA No data available



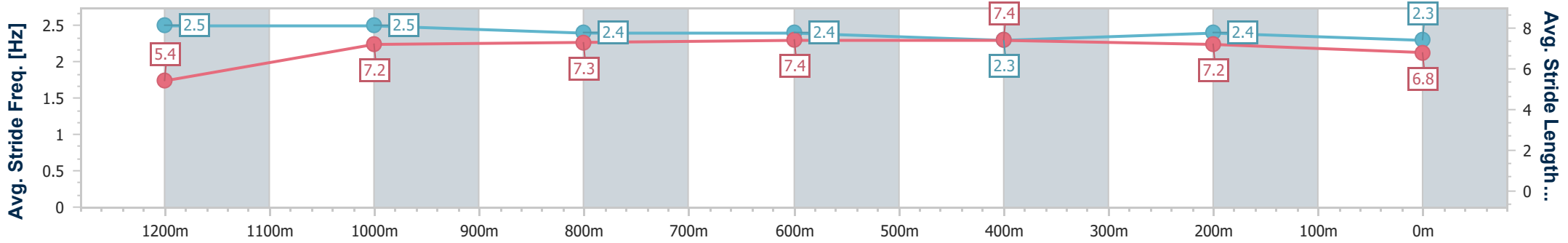
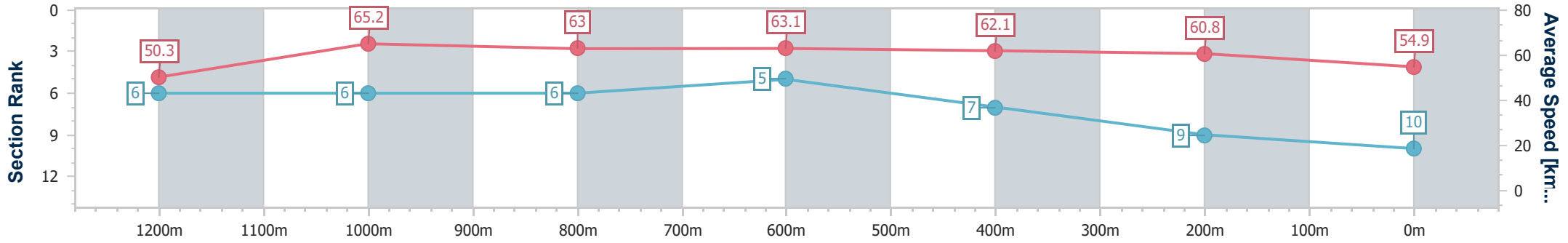
Horse/Jockey Name	Admiral's Daughter
Final Rank	10
Fastest Section Time (Section)	0:11.15 (1200m)
Top Speed [km/h] (Section)	67.0 (1200m)
Race State	Finished



Townsville QLD Professional
 Race 6: LADBROKES BET TICKER RATINGS BAND 0 - 55
 Handicap - 1400m
 22 March 2024 - 16:04
 Track Rating: Good 4, Weather: Fine, Rail Position: +2.0m 1000m-
 W.P; +0.5 Remainder



Section	Overall	1200m	1000m	800m	600m	400m	200m						
Section Times	1:24.88 [10] (0:14.33)	1:10.55 [6] (0:11.15)	0:59.40 [6] (0:11.53)	0:47.87 [6] (0:11.43)	0:36.44 [5] (0:11.51)	0:24.93 [7] (0:11.81)	0:13.12 [9] (0:13.12)						
Average Speed [km/h]	50.3	65.2	63.0	63.1	62.1	60.8	54.9						
Top Speed [km/h]	66.8	67.0	65.1	64.2	62.6	62.6	59.7						
Avg. Dist. to Rail [m]	13.4	5.5	3.0	0.8	1.1	1.0	2.5						
Avg. Stride Freq. [Hz]	2.5	2.5	2.4	2.4	2.3	2.4	2.3						
Avg. Stride Length [m]	5.4	7.2	7.3	7.4	7.4	7.2	6.8						



- [] Ranking at each section and finish
- .-.- No data available at this section
- NA No data available



Townsville QLD Professional

Race 7: LADBROKE IT! Class 3 Plate - 1200m

22 March 2024 - 16:43



Track Rating: Good 4, Weather: Fine, Rail Position: +2.0m 1000m-W.P; +0.5m Remainder

Section		Overall											Last 600m	
Field Times		1:10.56 (0:14.23)											0:34.01	
		1000m											800m	
		0:56.33 (0:11.29)											0:45.04 (0:11.03)	
		800m											600m	
		0:44.76 [6] (0:11.09)											0:34.01 (0:11.08)	
		600m											400m	
		0:33.67 [5] (0:11.07)											0:22.93 (0:11.10)	
		400m											200m	
		0:22.60 [6] (0:10.94)											0:11.83 (0:11.83)	
		200m											0:11.66 [3] (0:11.66)	
		1:10.56 (0:14.23)											0:33.67 (0:11.83)	
Rank	TAB	Horse/Jockey	Barrier	Top Speed [km/h]	Fastest Section	Overall	1000m	800m	600m	400m	200m	Margin	Distance Travelled [m]	
1	3	CASTILE Chris Whiteley	3	67.0 600m	0:10.94 400m	1:10.56 [1] (0:14.43)	0:56.13 [5] (0:11.37)	0:44.76 [6] (0:11.09)	0:33.67 [5] (0:11.07)	0:22.60 [6] (0:10.94)	0:11.66 [3] (0:11.66)	1:10.56	0:33.67	
2	11	VILA TINTO Gabrielle Semmens	11	66.4 1000m	0:11.03 800m	1:10.61 [2] (0:14.26)	0:56.35 [3] (0:11.26)	0:45.09 [1] (0:11.03)	0:34.06 [1] (0:11.08)	0:22.98 [1] (0:11.10)	0:11.88 [1] (0:11.88)	0.28L	0:34.06	-5
3	4	CROWNING MOMENT Lacey Morrison	4	66.1 800m	0:10.96 600m	1:10.74 [3] (0:14.58)	0:56.16 [6] (0:11.38)	0:44.78 [7] (0:11.16)	0:33.62 [7] (0:10.96)	0:22.66 [7] (0:11.05)	0:11.61 [6] (0:11.61)	1.05L	0:33.62	+1
4	5	FIVE BULLS Adrian Layt	5	67.6 Overall	0:11.09 800m	1:10.83 [4] (0:14.25)	0:56.58 [2] (0:11.34)	0:45.24 [2] (0:11.09)	0:34.15 [2] (0:11.15)	0:23.00 [3] (0:11.11)	0:11.89 [4] (0:11.89)	1.58L	0:34.15	+0
5	9	STICK TO YOUR GUNS Jenna Edwards	9	68.9 Overall	0:11.02 600m	1:10.91 [5] (0:14.23)	0:56.68 [1] (0:11.43)	0:45.25 [3] (0:11.04)	0:34.21 [3] (0:11.02)	0:23.19 [2] (0:11.17)	0:12.02 [2] (0:12.02)	2.08L	0:34.21	+5
6	14	CRAICARO Frank Edwards	14	67.0 1000m	0:11.06 600m	1:11.10 [6] (0:14.41)	0:56.69 [4] (0:11.32)	0:45.37 [4] (0:11.07)	0:34.30 [4] (0:11.06)	0:23.24 [4] (0:11.21)	0:12.03 [5] (0:12.03)	3.19L	0:34.30	-4
7	13	TALONS Adam Sewell	13	68.3 1000m	0:11.05 400m	1:11.28 [7] (0:15.13)	0:56.15 [10] (0:11.08)	0:45.07 [9] (0:11.19)	0:33.88 [10] (0:11.08)	0:22.80 [10] (0:11.05)	0:11.75 [9] (0:11.75)	4.24L	0:33.88	-5
8	7	GAELIC Graham Kliese	7	66.5 1000m	0:11.02 600m	1:11.31 [8] (0:14.58)	0:56.73 [7] (0:11.16)	0:45.57 [5] (0:11.16)	0:34.41 [6] (0:11.02)	0:23.39 [5] (0:11.28)	0:12.11 [7] (0:12.11)	4.42L	0:34.41	-5
9	8	LIGHT FIELD Jason Taylor	8	68.1 1000m	0:11.00 600m	1:11.39 [9] (0:15.06)	0:56.33 [9] (0:11.19)	0:45.14 [10] (0:11.13)	0:34.01 [9] (0:11.00)	0:23.01 [9] (0:11.13)	0:11.88 [8] (0:11.88)	4.9L	0:34.01	-2
10	15	BEYOND REPROACH Nathan Thomas	15	66.2 1000m	0:11.04 600m	1:12.18 [10] (0:14.68)	0:57.50 [8] (0:11.41)	0:46.09 [8] (0:11.23)	0:34.86 [8] (0:11.04)	0:23.82 [8] (0:11.33)	0:12.49 [10] (0:12.49)	9.53L	0:34.86	-2

Scratched: Bold Hunter (#2), Flaming Homer (#6), Awe (#1), Tioga Pass (#10), Beyond Star (#12)

[] Ranking at each section and finish
 -:-:- No data available at this section
 NA No data available
 SCN Saddle cloth number
 DNF Did not finish
 DNT Did not track



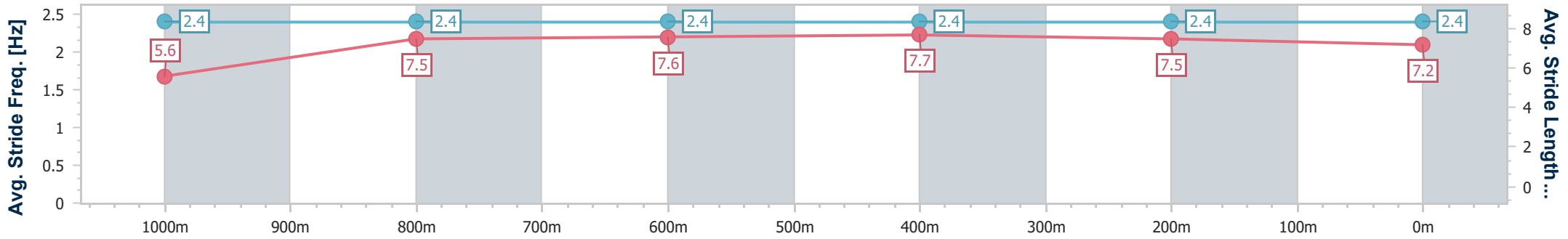
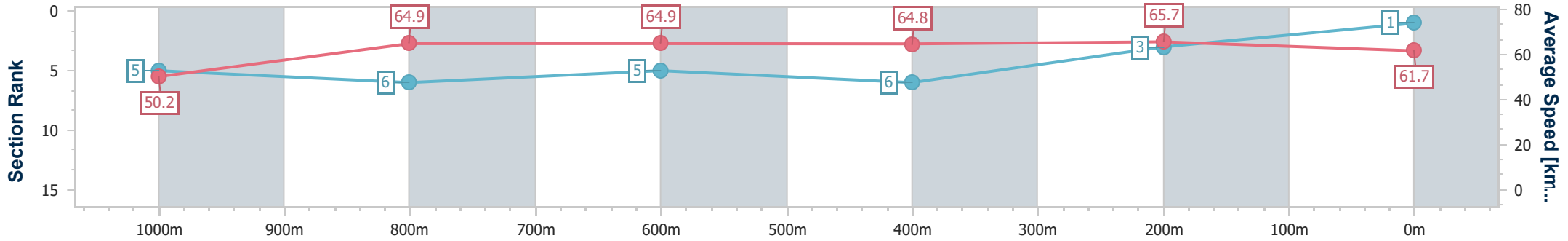
Horse/Jockey Name	Castile
Final Rank	1
Fastest Section Time (Section)	0:10.94 (400m)
Top Speed [km/h] (Section)	67.0 (600m)
Race State	Finished



Townsville QLD Professional
Race 7: LADBROKE IT! Class 3 Plate - 1200m
 22 March 2024 - 16:43
 Track Rating: Good 4, Weather: Fine, Rail Position: +2.0m 1000m-
 W.P; +0.5m Remainder



Section	Overall	1000m	800m	600m	400m	200m
Section Times	1:10.56 [1] (0:14.43)	0:56.13 [5] (0:11.37)	0:44.76 [6] (0:11.09)	0:33.67 [5] (0:11.07)	0:22.60 [6] (0:10.94)	0:11.66 [3] (0:11.66)
Average Speed [km/h]	50.2	64.9	64.9	64.8	65.7	61.7
Top Speed [km/h]	65.4	66.2	66.9	67.0	66.2	66.0
Avg. Dist. to Rail [m]	8.4	4.6	1.0	1.4	1.8	4.9
Avg. Stride Freq. [Hz]	2.4	2.4	2.4	2.4	2.4	2.4
Avg. Stride Length [m]	5.6	7.5	7.6	7.7	7.5	7.2



- [] Ranking at each section and finish
- .-.- No data available at this section
- NA No data available



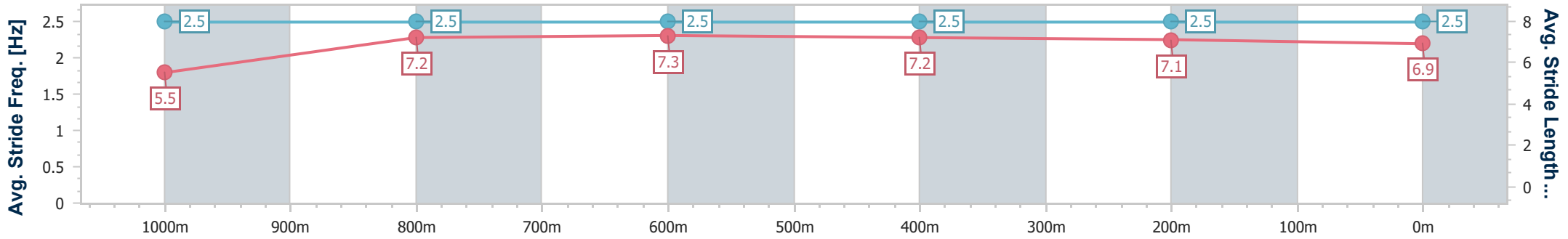
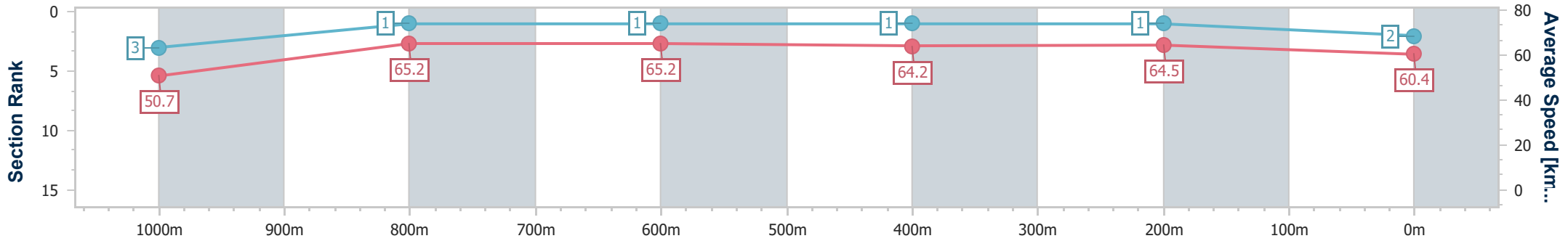
Horse/Jockey Name	Vila Tinto
Final Rank	2
Fastest Section Time (Section)	0:11.03 (800m)
Top Speed [km/h] (Section)	66.4 (1000m)
Race State	Finished



Townsville QLD Professional
Race 7: LADBROKE IT! Class 3 Plate - 1200m
 22 March 2024 - 16:43
 Track Rating: Good 4, Weather: Fine, Rail Position: +2.0m 1000m-
 W.P; +0.5m Remainder



Section	Overall	1000m	800m	600m	400m	200m
Section Times	1:10.61 [2] (0:14.26)	0:56.35 [3] (0:11.26)	0:45.09 [1] (0:11.03)	0:34.06 [1] (0:11.08)	0:22.98 [1] (0:11.10)	0:11.88 [1] (0:11.88)
Average Speed [km/h]	50.7	65.2	65.2	64.2	64.5	60.4
Top Speed [km/h]	65.1	66.4	65.8	65.5	66.2	64.2
Avg. Dist. to Rail [m]	9.2	3.6	1.3	2.6	2.6	1.0
Avg. Stride Freq. [Hz]	2.5	2.5	2.5	2.5	2.5	2.5
Avg. Stride Length [m]	5.5	7.2	7.3	7.2	7.1	6.9



- [] Ranking at each section and finish
- .-.- No data available at this section
- NA No data available



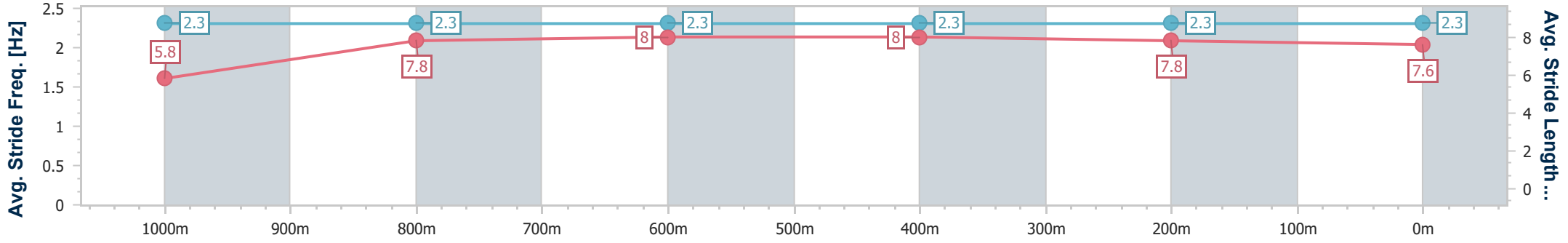
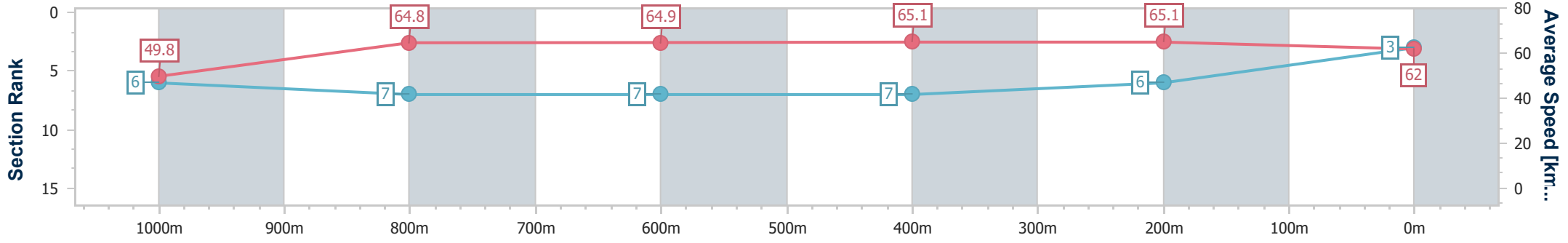
Horse/Jockey Name	Crowning Moment
Final Rank	3
Fastest Section Time (Section)	0:10.96 (600m)
Top Speed [km/h] (Section)	66.1 (800m)
Race State	Finished



Townsville QLD Professional
Race 7: LADBROKE IT! Class 3 Plate - 1200m
 22 March 2024 - 16:43
 Track Rating: Good 4, Weather: Fine, Rail Position: +2.0m 1000m-
 W.P; +0.5m Remainder



Section	Overall	1000m	800m	600m	400m	200m
Section Times	1:10.74 [3] (0:14.58)	0:56.16 [6] (0:11.38)	0:44.78 [7] (0:11.16)	0:33.62 [7] (0:10.96)	0:22.66 [7] (0:11.05)	0:11.61 [6] (0:11.61)
Average Speed [km/h]	49.8	64.8	64.9	65.1	65.1	62.0
Top Speed [km/h]	65.9	65.9	66.1	66.0	65.8	65.4
Avg. Dist. to Rail [m]	11.9	4.9	1.3	1.3	1.4	5.3
Avg. Stride Freq. [Hz]	2.3	2.3	2.3	2.3	2.3	2.3
Avg. Stride Length [m]	5.8	7.8	8.0	8.0	7.8	7.6



- [] Ranking at each section and finish
- .-.- No data available at this section
- NA No data available



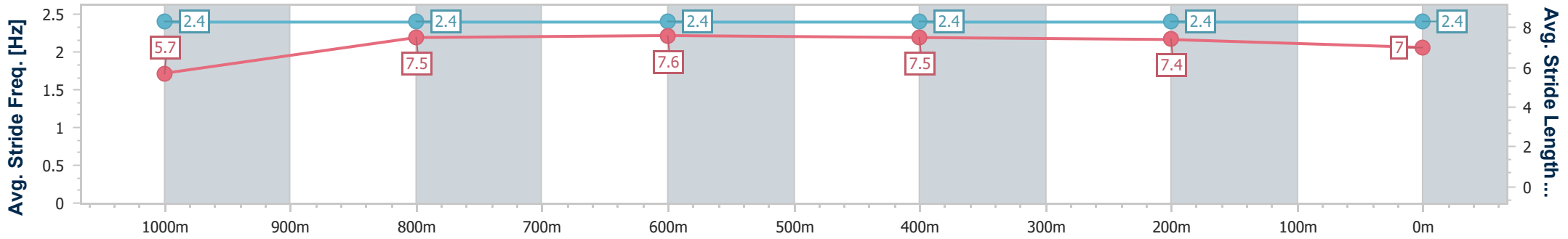
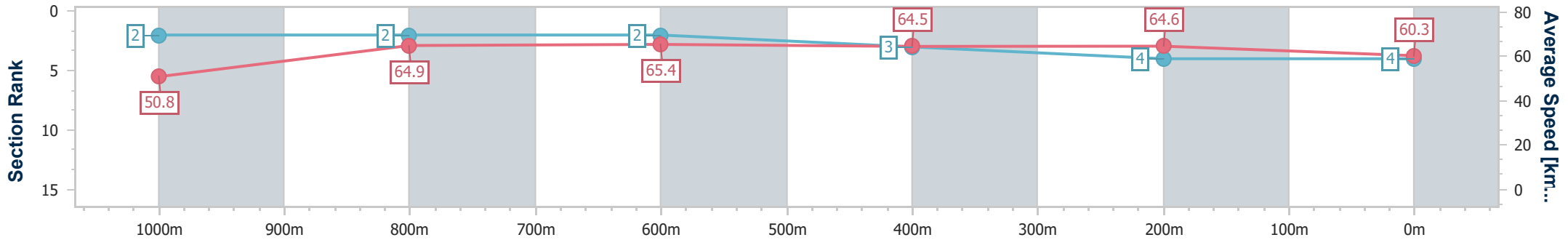
Horse/Jockey Name	Five Bulls
Final Rank	4
Fastest Section Time (Section)	0:11.09 (800m)
Top Speed [km/h] (Section)	67.6 (Overall)
Race State	Finished



Townsville QLD Professional
Race 7: LADBROKE IT! Class 3 Plate - 1200m
 22 March 2024 - 16:43
 Track Rating: Good 4, Weather: Fine, Rail Position: +2.0m 1000m-
 W.P; +0.5m Remainder



Section	Overall	1000m	800m	600m	400m	200m
Section Times	1:10.83 [4] (0:14.25)	0:56.58 [2] (0:11.34)	0:45.24 [2] (0:11.09)	0:34.15 [2] (0:11.15)	0:23.00 [3] (0:11.11)	0:11.89 [4] (0:11.89)
Average Speed [km/h]	50.8	64.9	65.4	64.5	64.6	60.3
Top Speed [km/h]	67.6	66.4	66.3	66.1	65.4	64.2
Avg. Dist. to Rail [m]	10.2	4.2	1.1	0.7	0.9	2.4
Avg. Stride Freq. [Hz]	2.4	2.4	2.4	2.4	2.4	2.4
Avg. Stride Length [m]	5.7	7.5	7.6	7.5	7.4	7.0



- [] Ranking at each section and finish
- .-.- No data available at this section
- NA No data available



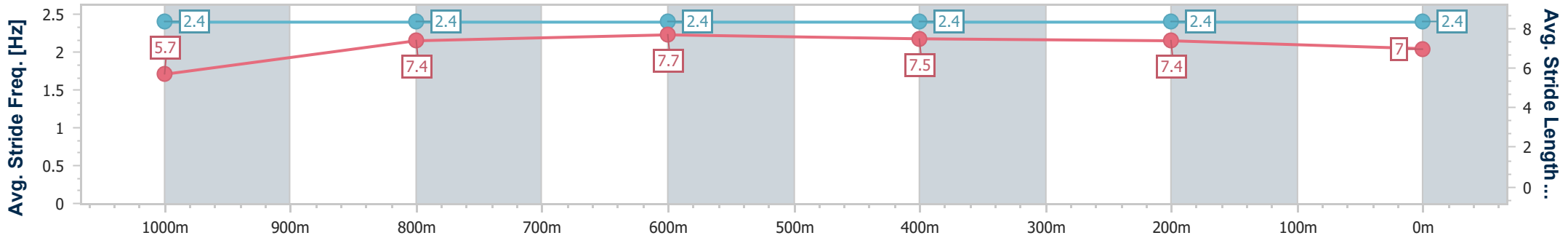
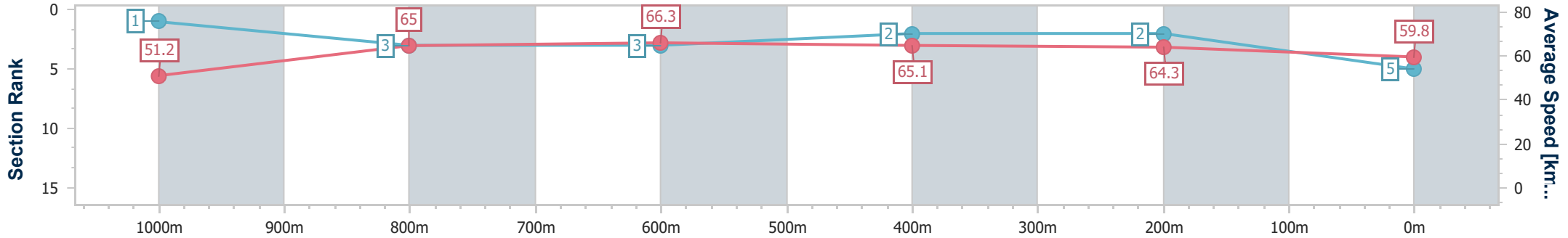
Horse/Jockey Name	Stick To Your Guns
Final Rank	5
Fastest Section Time (Section)	0:11.02 (600m)
Top Speed [km/h] (Section)	68.9 (Overall)
Race State	Finished



Townsville QLD Professional
Race 7: LADBROKE IT! Class 3 Plate - 1200m
 22 March 2024 - 16:43
 Track Rating: Good 4, Weather: Fine, Rail Position: +2.0m 1000m-
 W.P; +0.5m Remainder



Section	Overall	1000m	800m	600m	400m	200m
Section Times	1:10.91 [5] (0:14.23)	0:56.68 [1] (0:11.43)	0:45.25 [3] (0:11.04)	0:34.21 [3] (0:11.02)	0:23.19 [2] (0:11.17)	0:12.02 [2] (0:12.02)
Average Speed [km/h]	51.2	65.0	66.3	65.1	64.3	59.8
Top Speed [km/h]	68.9	66.9	67.8	66.5	66.2	63.4
Avg. Dist. to Rail [m]	11.8	7.5	3.4	1.5	1.3	3.6
Avg. Stride Freq. [Hz]	2.4	2.4	2.4	2.4	2.4	2.4
Avg. Stride Length [m]	5.7	7.4	7.7	7.5	7.4	7.0



- [] Ranking at each section and finish
- .-.- No data available at this section
- NA No data available



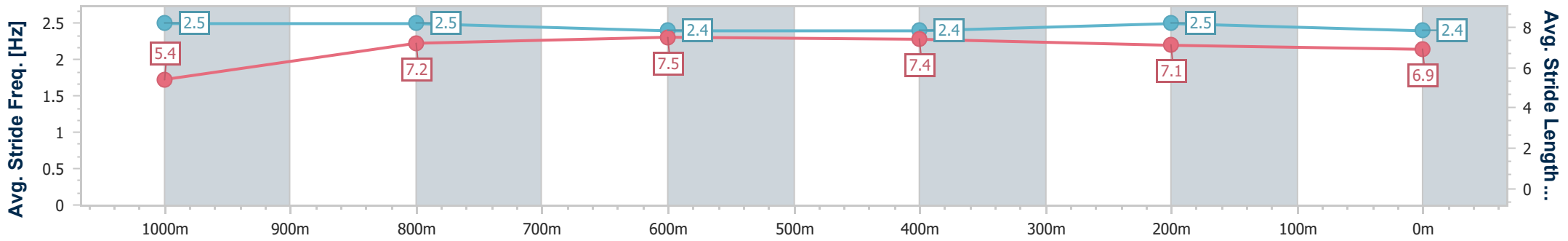
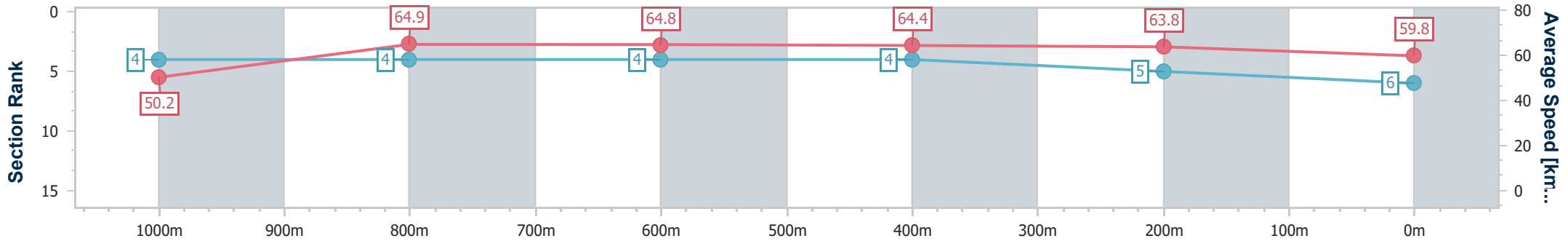
Horse/Jockey Name	Craicaro
Final Rank	6
Fastest Section Time (Section)	0:11.06 (600m)
Top Speed [km/h] (Section)	67.0 (1000m)
Race State	Finished



Townsville QLD Professional
Race 7: LADBROKE IT! Class 3 Plate - 1200m
 22 March 2024 - 16:43
 Track Rating: Good 4, Weather: Fine, Rail Position: +2.0m 1000m-
 W.P; +0.5m Remainder



Section	Overall	1000m	800m	600m	400m	200m
Section Times	1:11.10 [6] (0:14.41)	0:56.69 [4] (0:11.32)	0:45.37 [4] (0:11.07)	0:34.30 [4] (0:11.06)	0:23.24 [4] (0:11.21)	0:12.03 [5] (0:12.03)
Average Speed [km/h]	50.2	64.9	64.8	64.4	63.8	59.8
Top Speed [km/h]	65.4	67.0	66.5	65.2	64.5	63.8
Avg. Dist. to Rail [m]	6.7	3.8	1.0	2.7	1.7	2.1
Avg. Stride Freq. [Hz]	2.5	2.5	2.4	2.4	2.5	2.4
Avg. Stride Length [m]	5.4	7.2	7.5	7.4	7.1	6.9



- [] Ranking at each section and finish
- .-.- No data available at this section
- NA No data available



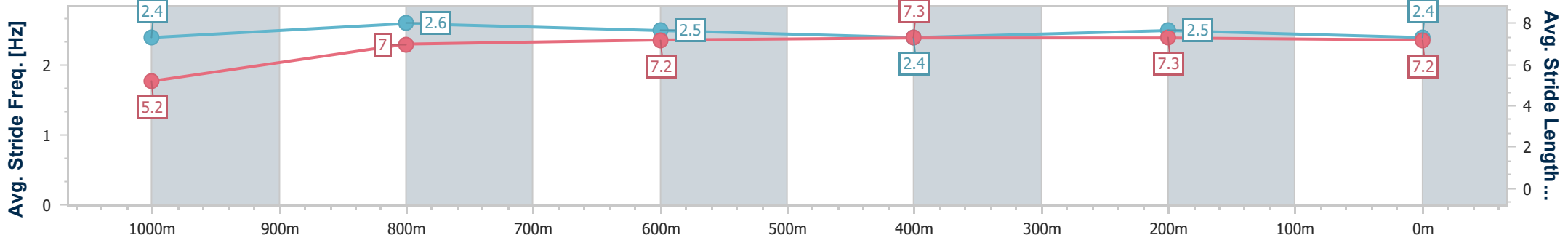
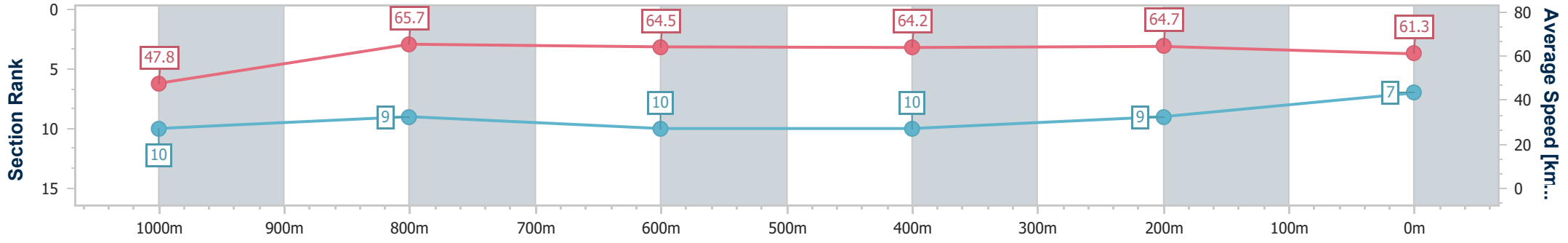
Horse/Jockey Name	Talons
Final Rank	7
Fastest Section Time (Section)	0:11.05 (400m)
Top Speed [km/h] (Section)	68.3 (1000m)
Race State	Finished



Townsville QLD Professional
Race 7: LADBROKE IT! Class 3 Plate - 1200m
 22 March 2024 - 16:43
 Track Rating: Good 4, Weather: Fine, Rail Position: +2.0m 1000m-
 W.P; +0.5m Remainder



Section	Overall	1000m	800m	600m	400m	200m
Section Times	1:11.28 [7] (0:15.13)	0:56.15 [10] (0:11.08)	0:45.07 [9] (0:11.19)	0:33.88 [10] (0:11.08)	0:22.80 [10] (0:11.05)	0:11.75 [9] (0:11.75)
Average Speed [km/h]	47.8	65.7	64.5	64.2	64.7	61.3
Top Speed [km/h]	63.2	68.3	65.7	66.0	66.3	65.7
Avg. Dist. to Rail [m]	7.3	3.1	0.9	2.0	2.6	0.6
Avg. Stride Freq. [Hz]	2.4	2.6	2.5	2.4	2.5	2.4
Avg. Stride Length [m]	5.2	7.0	7.2	7.3	7.3	7.2



- [] Ranking at each section and finish
- .-.- No data available at this section
- NA No data available



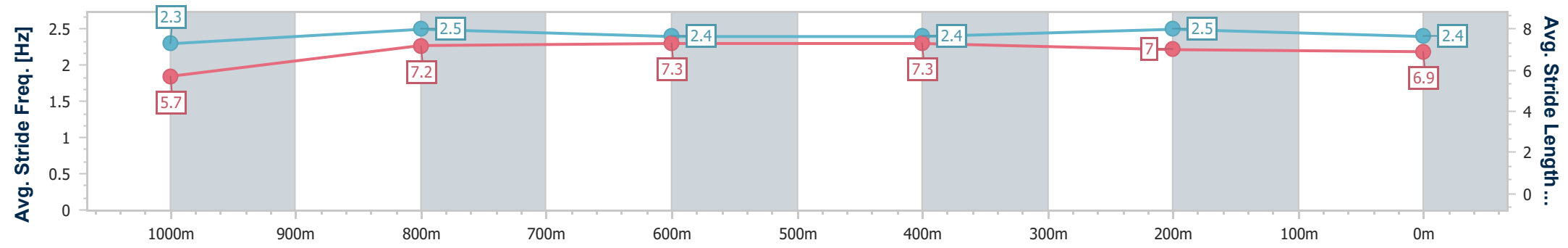
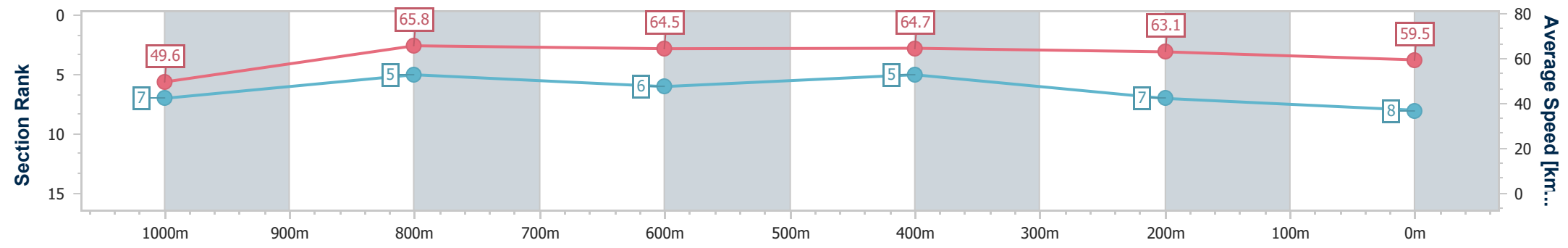
Horse/Jockey Name	Gaelic
Final Rank	8
Fastest Section Time (Section)	0:11.02 (600m)
Top Speed [km/h] (Section)	66.5 (1000m)
Race State	Finished



Townsville QLD Professional
Race 7: LADBROKE IT! Class 3 Plate - 1200m
 22 March 2024 - 16:43
 Track Rating: Good 4, Weather: Fine, Rail Position: +2.0m 1000m-
 W.P; +0.5m Remainder



Section	Overall	1000m	800m	600m	400m	200m
Section Times	1:11.31 [8] (0:14.58)	0:56.73 [7] (0:11.16)	0:45.57 [5] (0:11.16)	0:34.41 [6] (0:11.02)	0:23.39 [5] (0:11.28)	0:12.11 [7] (0:12.11)
Average Speed [km/h]	49.6	65.8	64.5	64.7	63.1	59.5
Top Speed [km/h]	64.0	66.5	64.5	65.4	64.6	62.9
Avg. Dist. to Rail [m]	6.0	4.0	0.9	2.5	3.2	1.2
Avg. Stride Freq. [Hz]	2.3	2.5	2.4	2.4	2.5	2.4
Avg. Stride Length [m]	5.7	7.2	7.3	7.3	7.0	6.9



- [] Ranking at each section and finish
- .-.- No data available at this section
- NA No data available



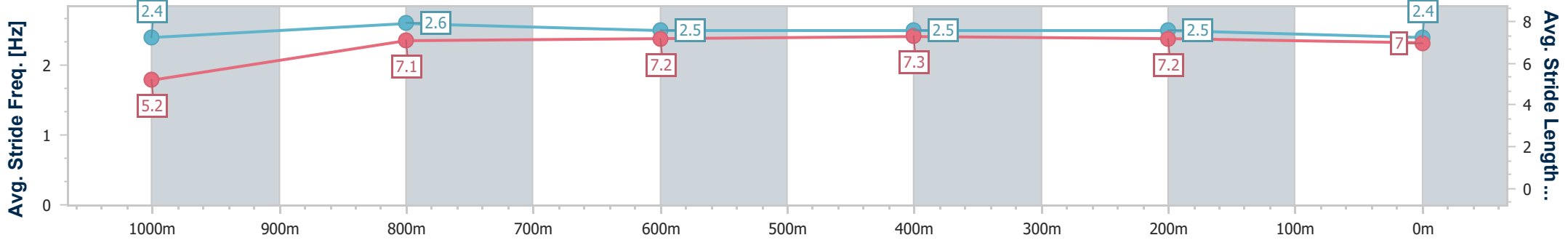
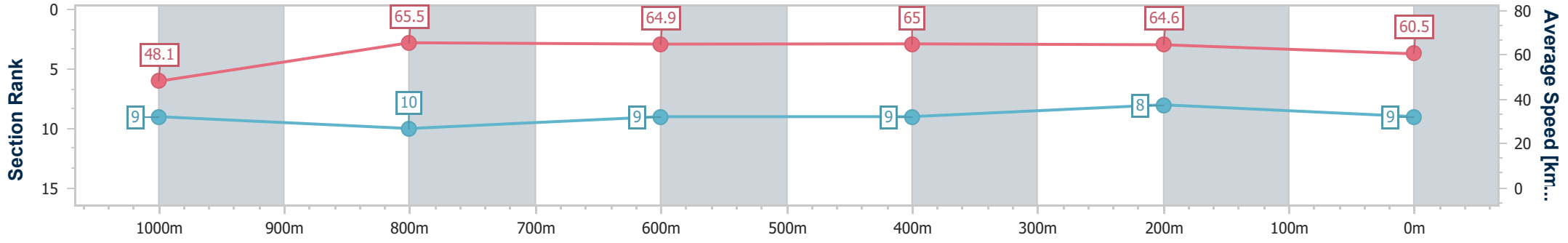
Horse/Jockey Name	Light Field
Final Rank	9
Fastest Section Time (Section)	0:11.00 (600m)
Top Speed [km/h] (Section)	68.1 (1000m)
Race State	Finished



Townsville QLD Professional
Race 7: LADBROKE IT! Class 3 Plate - 1200m
 22 March 2024 - 16:43
 Track Rating: Good 4, Weather: Fine, Rail Position: +2.0m 1000m-
 W.P; +0.5m Remainder



Section	Overall	1000m	800m	600m	400m	200m
Section Times	1:11.39 [9] (0:15.06)	0:56.33 [9] (0:11.19)	0:45.14 [10] (0:11.13)	0:34.01 [9] (0:11.00)	0:23.01 [9] (0:11.13)	0:11.88 [8] (0:11.88)
Average Speed [km/h]	48.1	65.5	64.9	65.0	64.6	60.5
Top Speed [km/h]	64.2	68.1	66.7	66.6	65.5	63.9
Avg. Dist. to Rail [m]	8.7	3.8	1.2	1.2	1.8	5.3
Avg. Stride Freq. [Hz]	2.4	2.6	2.5	2.5	2.5	2.4
Avg. Stride Length [m]	5.2	7.1	7.2	7.3	7.2	7.0



- [] Ranking at each section and finish
- .-.- No data available at this section
- NA No data available



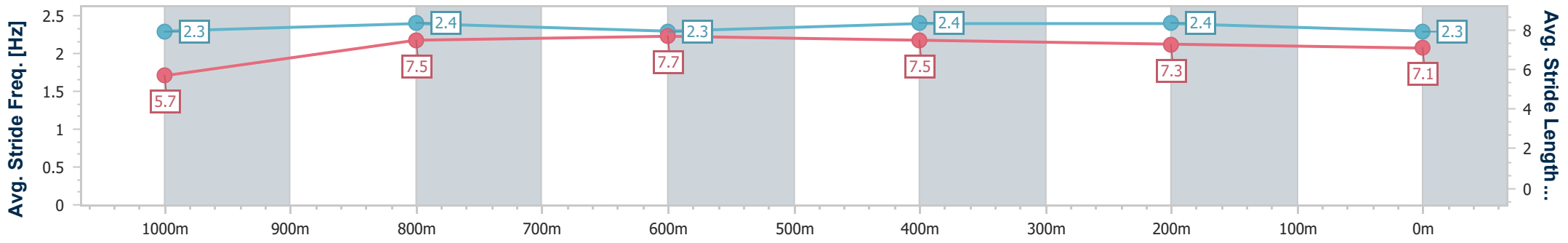
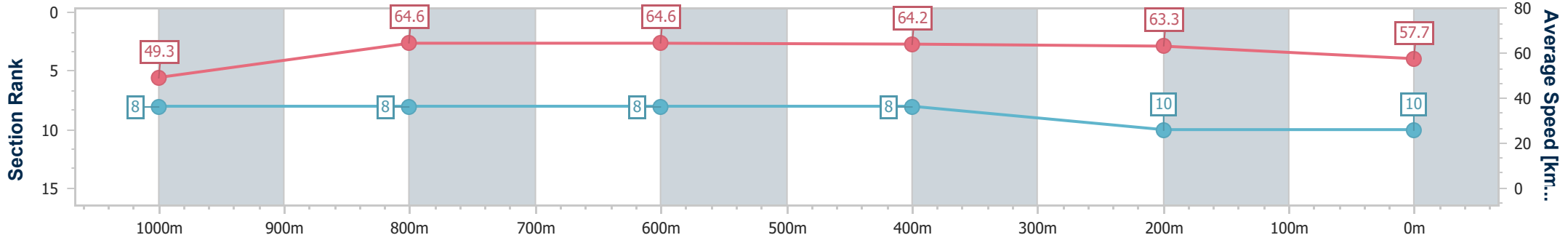
Horse/Jockey Name	Beyond Reproach
Final Rank	10
Fastest Section Time (Section)	0:11.04 (600m)
Top Speed [km/h] (Section)	66.2 (1000m)
Race State	Finished



Townsville QLD Professional
Race 7: LADBROKE IT! Class 3 Plate - 1200m
 22 March 2024 - 16:43
 Track Rating: Good 4, Weather: Fine, Rail Position: +2.0m 1000m-
 W.P; +0.5m Remainder



Section	Overall	1000m	800m	600m	400m	200m
Section Times	1:12.18 [10] (0:14.68)	0:57.50 [8] (0:11.41)	0:46.09 [8] (0:11.23)	0:34.86 [8] (0:11.04)	0:23.82 [8] (0:11.33)	0:12.49 [10] (0:12.49)
Average Speed [km/h]	49.3	64.6	64.6	64.2	63.3	57.7
Top Speed [km/h]	64.1	66.2	66.0	66.0	63.9	62.6
Avg. Dist. to Rail [m]	6.4	4.7	1.3	2.5	1.9	2.1
Avg. Stride Freq. [Hz]	2.3	2.4	2.3	2.4	2.4	2.3
Avg. Stride Length [m]	5.7	7.5	7.7	7.5	7.3	7.1



- [] Ranking at each section and finish
- .-.- No data available at this section
- NA No data available



Townsville QLD Professional

Race 8: LADBROKES MATES MODE BENCHMARK 55 Handicap - 1000m

22 March 2024 - 17:23



Track Rating: Good 4, Weather: Fine, Rail Position: +2.0m 1000m-W.P; +0.5 Remainder

Section												Last 600m	
Field Times												0:00.00	
Rank	TAB	Horse/Jockey	Barrier	Top Speed [km/h]	Fastest Section	Overall	800m	600m	400m	200m	Margin	Margin	Distance Travelled [m]
1	3	COLD POWER Gabrielle Semmens	3	72.1	0:10.29	0:56.16 [1] (0:13.20)	0:42.96 [2] (0:10.29)	0:32.67 [3] (0:10.47)	0:22.20 [3] (0:10.75)	0:11.45 [2] (0:11.45)	0:56.16		0:32.67
2	14	SMART THINKER Jackson Murphy	14	72.0	0:10.25	0:56.19 [2] (0:12.96)	0:43.23 [1] (0:10.25)	0:32.98 [1] (0:10.53)	0:22.45 [1] (0:10.84)	0:11.61 [1] (0:11.61)	0.14L		0:32.98 -4
3	4	FLAMING HOMER Adrian Layt	4	70.8	0:10.28	0:56.41 [3] (0:13.20)	0:43.21 [3] (0:10.28)	0:32.93 [2] (0:10.45)	0:22.48 [2] (0:10.88)	0:11.60 [3] (0:11.60)	1.44L		0:32.93 -2
4	13	TENNAGAIN Lacey Morrison	13	73.1	0:10.19	0:56.70 [4] (0:13.85)	0:42.85 [11] (0:10.19)	0:32.66 [11] (0:10.54)	0:22.12 [11] (0:10.75)	0:11.37 [7] (0:11.37)	3.17L		0:32.66 +2
5	9	BOOMALINA Adam Sewell	9	71.4	0:10.39	0:56.77 [5] (0:13.26)	0:43.51 [4] (0:10.39)	0:33.12 [5] (0:10.60)	0:22.52 [6] (0:10.75)	0:11.77 [4] (0:11.77)	3.55L		0:33.12 +1
6	7	MAKE IT HAPPEN Nathan Thomas	7	71.5	0:10.34	0:56.80 [6] (0:13.37)	0:43.43 [6] (0:10.34)	0:33.09 [6] (0:10.52)	0:22.57 [5] (0:10.77)	0:11.80 [5] (0:11.80)	3.73L		0:33.09 +2
7	2	HIT SNOOZE Ryan Wiggins	2	71.2	0:10.38	0:57.01 [7] (0:13.56)	0:43.45 [10] (0:10.38)	0:33.07 [10] (0:10.43)	0:22.64 [7] (0:10.97)	0:11.67 [8] (0:11.67)	4.95L		0:33.07 -1
8	10	EMATHION Rebecca Wilson	10		Data was not able to be tracked for this horse	-:--:-	-:--:-	-:--:-	-:--:-	-:--:-	6.78L		-:--:-
9	6	DEFROSTED Chris Whiteley	6	70.7	0:10.49	0:57.34 [9] (0:13.86)	0:43.48 [12] (0:10.49)	0:32.99 [12] (0:10.67)	0:22.32 [12] (0:10.76)	0:11.56 [12] (0:11.56)	6.95L		0:32.99 +2
10	8	WICKLOW LASS Jason Taylor	8	72.0	0:10.41	0:57.47 [10] (0:13.46)	0:44.01 [9] (0:10.41)	0:33.60 [9] (0:10.64)	0:22.96 [9] (0:11.01)	0:11.95 [9] (0:11.95)	7.68L		0:33.60 +6

Scratched: Miss Helmut (#18), Hezabusybee (#1), Extra Free (#11), Sensationabull (#15), Fused Magic (#17), Taormina Rhythm (#16)

[] Ranking at each section and finish
 -:--:- No data available at this section
 NA No data available

SCN Saddle cloth number
 DNF Did not finish
 DNT Did not track



Townsville QLD Professional

Race 8: LADBROKES MATES MODE BENCHMARK 55 Handicap - 1000m

22 March 2024 - 17:23



Track Rating: Good 4, Weather: Fine, Rail Position: +2.0m 1000m-W.P; +0.5 Remainder

Section		Overall	800m	600m	400m	200m	Last 600m					
Field Times		0:56.16 (0:12.96)	0:43.20 (0:10.25)	0:32.95 (0:10.53)	0:22.42 (0:10.84)	0:11.58 (0:11.58)	0:00.00					
Rank	TAB Horse/Jockey	Barrier	Top Speed [km/h]	Fastest Section	Margin					Distance Travelled [m]		
11	12 AUTUMN BLOOM Graham Kliese	12	72.0 800m	0:10.23 800m	0:57.54 [11] (0:13.28)	0:44.26 [5] (0:10.23)	0:34.03 [4] (0:10.53)	0:23.50 [4] (0:11.18)	0:12.32 [6] (0:12.32)	8.11L	0:34.03	+5
12	19 PRIVATE SECTOR Isabella Teh	19	71.0 800m	0:10.35 800m	0:57.61 [12] (0:13.42)	0:44.19 [7] (0:10.35)	0:33.84 [7] (0:10.69)	0:23.15 [8] (0:11.22)	0:11.93 [10] (0:11.93)	8.5L	0:33.84	-2
13	5 TACTICAL ILLUSION Denicious Smith	5	72.0 800m	0:10.39 800m	0:58.04 [13] (0:13.46)	0:44.58 [8] (0:10.39)	0:34.19 [8] (0:10.68)	0:23.51 [10] (0:11.22)	0:12.29 [11] (0:12.29)	11.01L	0:34.19	+7

Scratched: Miss Helmut (#18), Hezabusybee (#1), Extra Free (#11), Sensationabull (#15), Fused Magic (#17), Taormina Rhythm (#16)

[] Ranking at each section and finish
 -:-:-:- No data available at this section
 NA No data available

SCN Saddle cloth number
 DNF Did not finish
 DNT Did not track



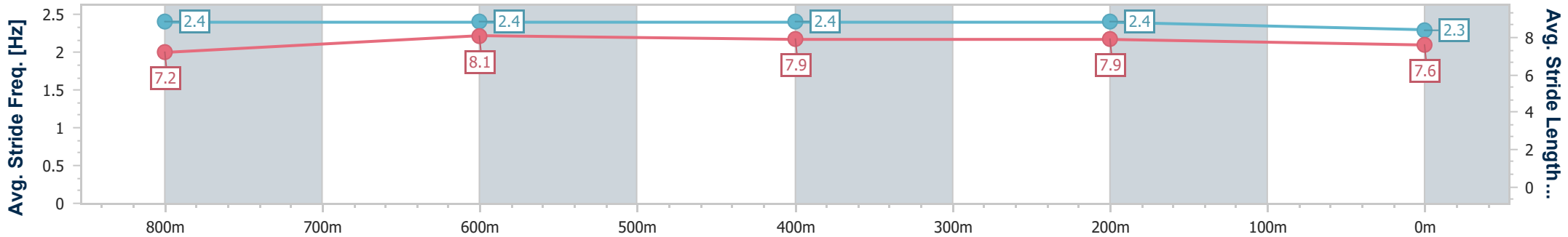
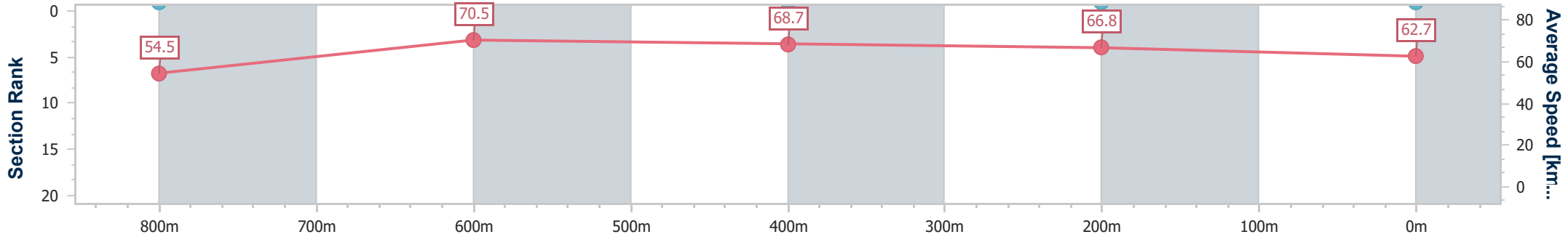
Horse/Jockey Name	Cold Power
Final Rank	1
Fastest Section Time (Section)	0:10.29 (800m)
Top Speed [km/h] (Section)	72.1 (Overall)
Race State	Finished



Townsville QLD Professional
 Race 8: LADBROKES MATES MODE BENCHMARK 55
 Handicap - 1000m
 22 March 2024 - 17:23
 Track Rating: Good 4, Weather: Fine, Rail Position: +2.0m 1000m-
 W.P; +0.5 Remainder



Section	Overall	800m	600m	400m	200m
Section Times	0:56.16 [1] (0:13.20)	0:42.96 [2] (0:10.29)	0:32.67 [3] (0:10.47)	0:22.20 [3] (0:10.75)	0:11.45 [2] (0:11.45)
Average Speed [km/h]	54.5	70.5	68.7	66.8	62.7
Top Speed [km/h]	72.1	71.9	70.1	67.5	65.8
Avg. Dist. to Rail [m]	6.8	2.3	0.8	0.7	2.2
Avg. Stride Freq. [Hz]	2.4	2.4	2.4	2.4	2.3
Avg. Stride Length [m]	7.2	8.1	7.9	7.9	7.6



- [] Ranking at each section and finish
- .-.- No data available at this section
- NA No data available



Horse/Jockey Name	Smart Thinker
Final Rank	2
Fastest Section Time (Section)	0:10.25 (800m)
Top Speed [km/h] (Section)	72.0 (Overall)
Race State	Finished



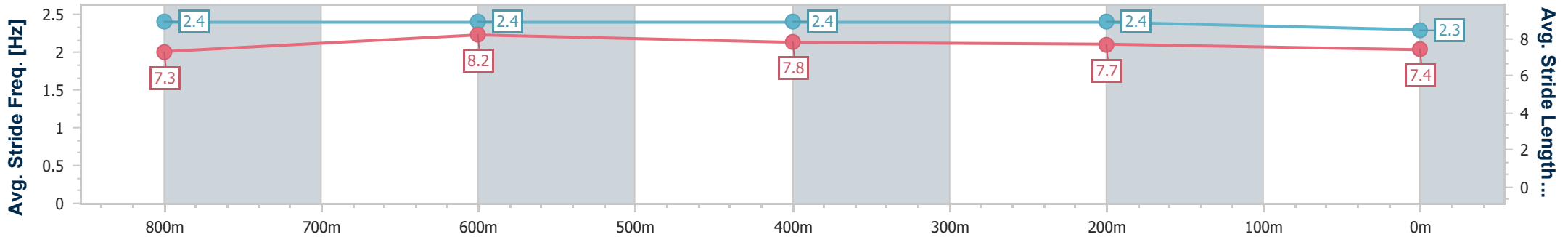
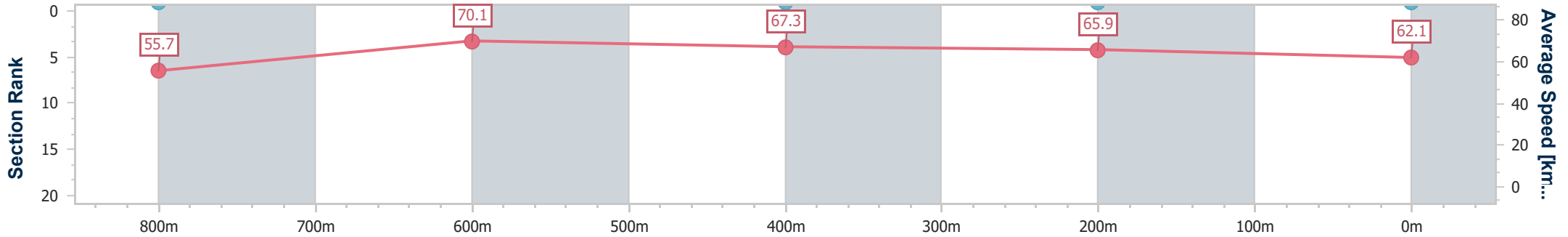
Townsville QLD Professional
Race 8: LADBROKES MATES MODE BENCHMARK 55
Handicap - 1000m



22 March 2024 - 17:23

Track Rating: Good 4, Weather: Fine, Rail Position: +2.0m 1000m-
W.P; +0.5 Remainder

Section	Overall	800m	600m	400m	200m
Section Times	0:56.19 [2] (0:12.96)	0:43.23 [1] (0:10.25)	0:32.98 [1] (0:10.53)	0:22.45 [1] (0:10.84)	0:11.61 [1] (0:11.61)
Average Speed [km/h]	55.7	70.1	67.3	65.9	62.1
Top Speed [km/h]	72.0	72.0	68.5	67.2	64.8
Avg. Dist. to Rail [m]	6.8	1.2	2.7	3.6	1.0
Avg. Stride Freq. [Hz]	2.4	2.4	2.4	2.4	2.3
Avg. Stride Length [m]	7.3	8.2	7.8	7.7	7.4



- [] Ranking at each section and finish
- .-.- No data available at this section
- NA No data available



Horse/Jockey Name	Flaming Homer
Final Rank	3
Fastest Section Time (Section)	0:10.28 (800m)
Top Speed [km/h] (Section)	70.8 (800m)
Race State	Finished



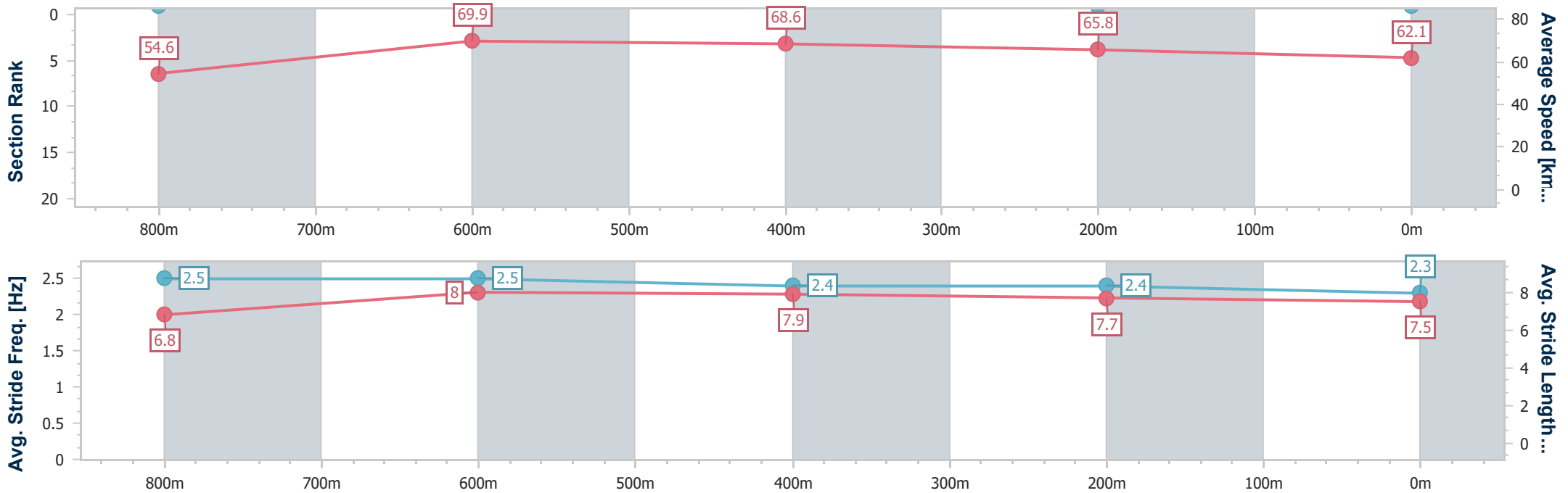
Townsville QLD Professional
Race 8: LADBROKES MATES MODE BENCHMARK 55
Handicap - 1000m



22 March 2024 - 17:23

Track Rating: Good 4, Weather: Fine, Rail Position: +2.0m 1000m-
W.P; +0.5 Remainder

Section	Overall	800m	600m	400m	200m
Section Times	0:56.41 [3] (0:13.20)	0:43.21 [3] (0:10.28)	0:32.93 [2] (0:10.45)	0:22.48 [2] (0:10.88)	0:11.60 [3] (0:11.60)
Average Speed [km/h]	54.6	69.9	68.6	65.8	62.1
Top Speed [km/h]	70.3	70.8	69.8	67.7	64.0
Avg. Dist. to Rail [m]	2.4	0.9	1.3	1.1	1.4
Avg. Stride Freq. [Hz]	2.5	2.5	2.4	2.4	2.3
Avg. Stride Length [m]	6.8	8.0	7.9	7.7	7.5



- [] Ranking at each section and finish
- .-.- No data available at this section
- NA No data available



Horse/Jockey Name	Tennagain
Final Rank	4
Fastest Section Time (Section)	0:10.19 (800m)
Top Speed [km/h] (Section)	73.1 (800m)
Race State	Finished



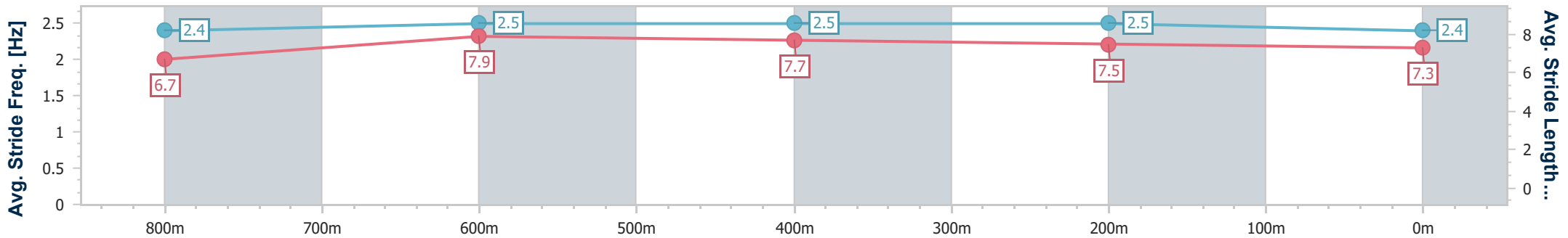
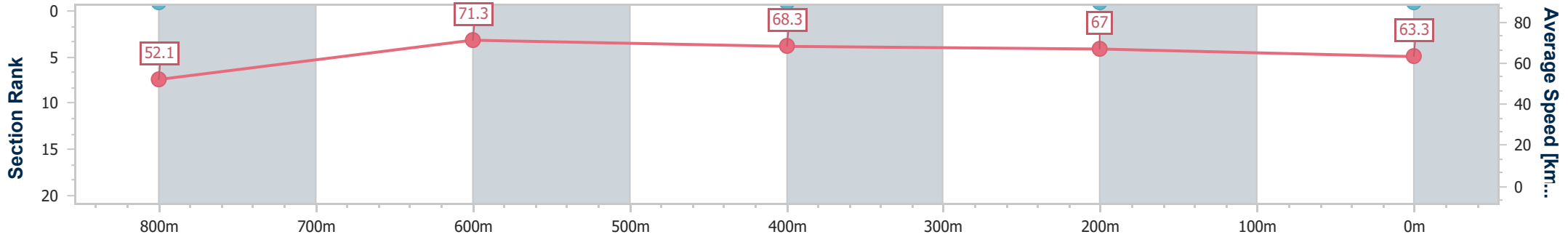
Townsville QLD Professional
Race 8: LADBROKES MATES MODE BENCHMARK 55
Handicap - 1000m



22 March 2024 - 17:23

Track Rating: Good 4, Weather: Fine, Rail Position: +2.0m 1000m-
W.P; +0.5 Remainder

Section	Overall	800m	600m	400m	200m
Section Times	0:56.70 [4] (0:13.85)	0:42.85 [11] (0:10.19)	0:32.66 [11] (0:10.54)	0:22.12 [11] (0:10.75)	0:11.37 [7] (0:11.37)
Average Speed [km/h]	52.1	71.3	68.3	67.0	63.3
Top Speed [km/h]	72.1	73.1	69.2	68.6	66.2
Avg. Dist. to Rail [m]	9.0	2.2	0.9	2.3	5.4
Avg. Stride Freq. [Hz]	2.4	2.5	2.5	2.5	2.4
Avg. Stride Length [m]	6.7	7.9	7.7	7.5	7.3



- [] Ranking at each section and finish
- .-.- No data available at this section
- NA No data available



Horse/Jockey Name	Boomalina
Final Rank	5
Fastest Section Time (Section)	0:10.39 (800m)
Top Speed [km/h] (Section)	71.4 (Overall)
Race State	Finished



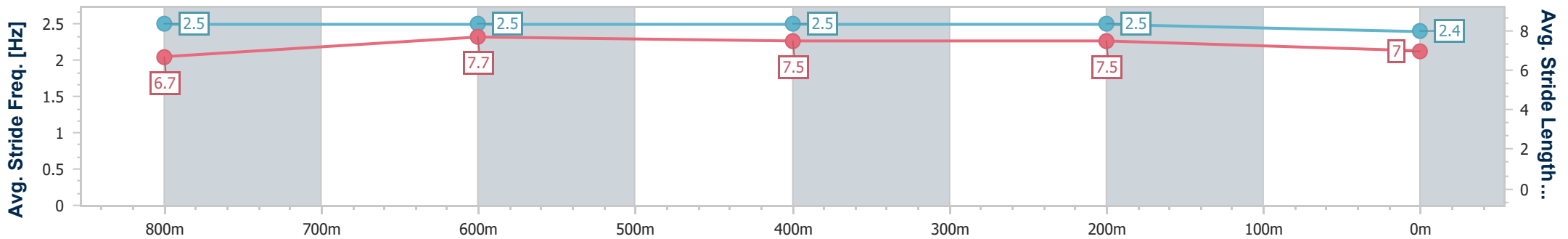
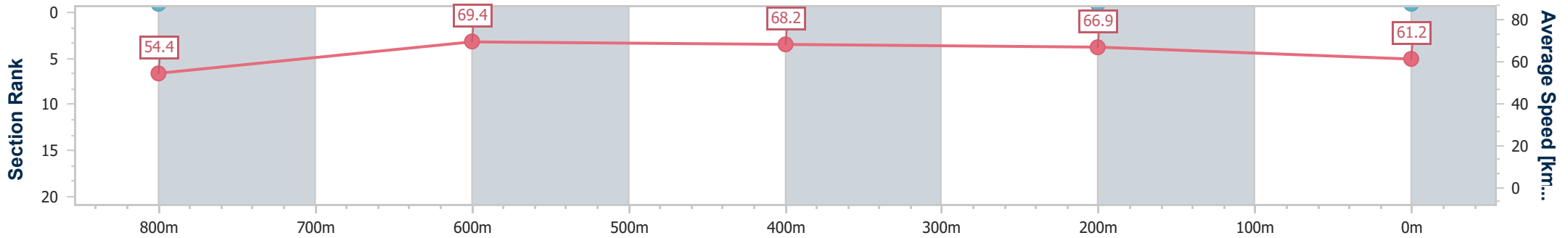
Townsville QLD Professional
 Race 8: LADBROKES MATES MODE BENCHMARK 55
 Handicap - 1000m



22 March 2024 - 17:23

Track Rating: Good 4, Weather: Fine, Rail Position: +2.0m 1000m-
 W.P; +0.5 Remainder

Section	Overall	800m	600m	400m	200m
Section Times	0:56.77 [5] (0:13.26)	0:43.51 [4] (0:10.39)	0:33.12 [5] (0:10.60)	0:22.52 [6] (0:10.75)	0:11.77 [4] (0:11.77)
Average Speed [km/h]	54.4	69.4	68.2	66.9	61.2
Top Speed [km/h]	71.4	71.1	69.7	68.5	64.4
Avg. Dist. to Rail [m]	4.0	1.3	0.6	1.3	5.5
Avg. Stride Freq. [Hz]	2.5	2.5	2.5	2.5	2.4
Avg. Stride Length [m]	6.7	7.7	7.5	7.5	7.0



- [] Ranking at each section and finish
- .-.- No data available at this section
- NA No data available



Horse/Jockey Name	Make It Happen
Final Rank	6
Fastest Section Time (Section)	0:10.34 (800m)
Top Speed [km/h] (Section)	71.5 (800m)
Race State	Finished



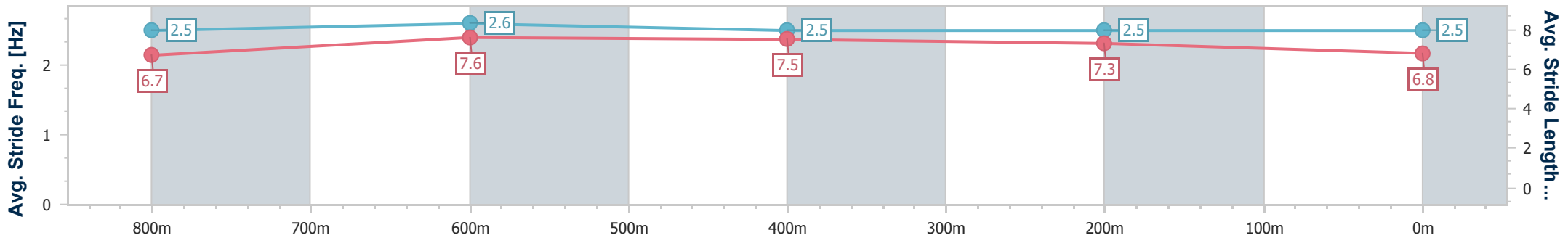
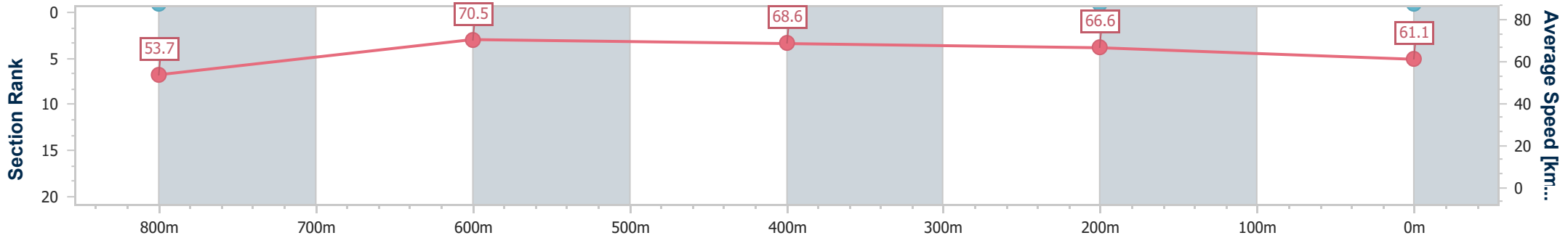
Townsville QLD Professional
 Race 8: LADBROKES MATES MODE BENCHMARK 55
 Handicap - 1000m



22 March 2024 - 17:23

Track Rating: Good 4, Weather: Fine, Rail Position: +2.0m 1000m-
 W.P; +0.5 Remainder

Section	Overall	800m	600m	400m	200m
Section Times	0:56.80 [6] (0:13.37)	0:43.43 [6] (0:10.34)	0:33.09 [6] (0:10.52)	0:22.57 [5] (0:10.77)	0:11.80 [5] (0:11.80)
Average Speed [km/h]	53.7	70.5	68.6	66.6	61.1
Top Speed [km/h]	71.3	71.5	70.0	67.7	64.8
Avg. Dist. to Rail [m]	5.7	2.8	1.1	1.3	4.0
Avg. Stride Freq. [Hz]	2.5	2.6	2.5	2.5	2.5
Avg. Stride Length [m]	6.7	7.6	7.5	7.3	6.8



- [] Ranking at each section and finish
- .-.- No data available at this section
- NA No data available



Horse/Jockey Name	Hit Snooze
Final Rank	7
Fastest Section Time (Section)	0:10.38 (800m)
Top Speed [km/h] (Section)	71.2 (800m)
Race State	Finished



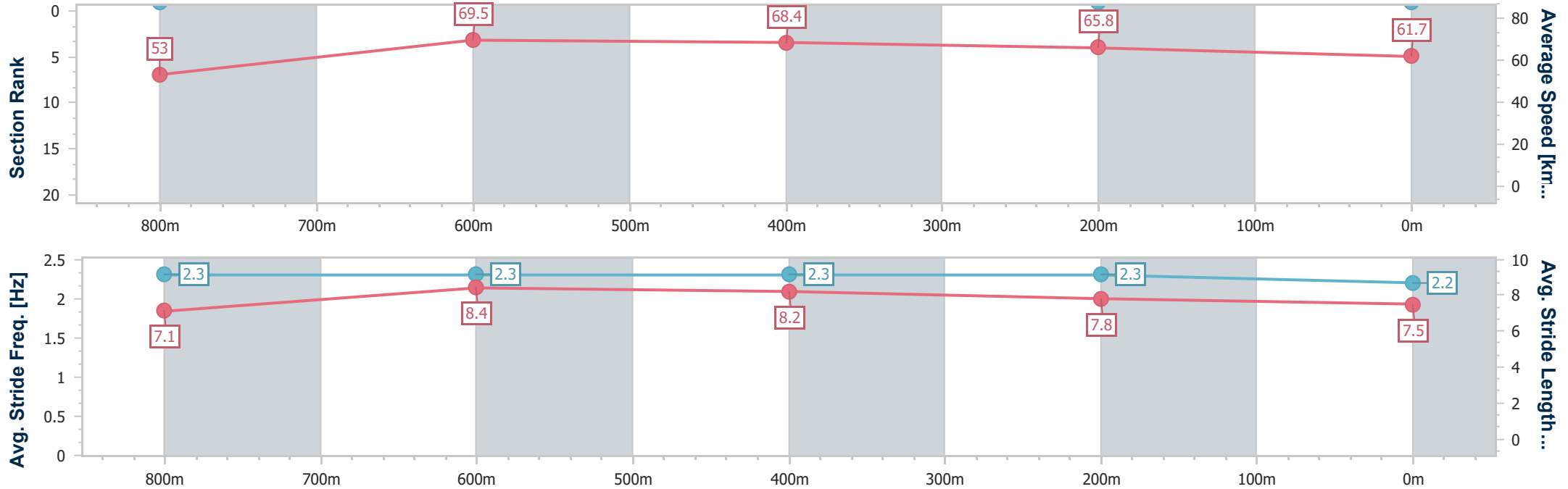
Townsville QLD Professional
Race 8: LADBROKES MATES MODE BENCHMARK 55
Handicap - 1000m



22 March 2024 - 17:23

Track Rating: Good 4, Weather: Fine, Rail Position: +2.0m 1000m-
W.P; +0.5 Remainder

Section	Overall	800m	600m	400m	200m
Section Times	0:57.01 [7] (0:13.56)	0:43.45 [10] (0:10.38)	0:33.07 [10] (0:10.43)	0:22.64 [7] (0:10.97)	0:11.67 [8] (0:11.67)
Average Speed [km/h]	53.0	69.5	68.4	65.8	61.7
Top Speed [km/h]	71.2	71.2	69.6	68.6	63.5
Avg. Dist. to Rail [m]	2.6	1.1	1.3	3.1	6.1
Avg. Stride Freq. [Hz]	2.3	2.3	2.3	2.3	2.2
Avg. Stride Length [m]	7.1	8.4	8.2	7.8	7.5



- [] Ranking at each section and finish
- .-.- No data available at this section
- NA No data available



Horse/Jockey Name	Defrosted
Final Rank	9
Fastest Section Time (Section)	0:10.49 (800m)
Top Speed [km/h] (Section)	70.7 (800m)
Race State	Finished



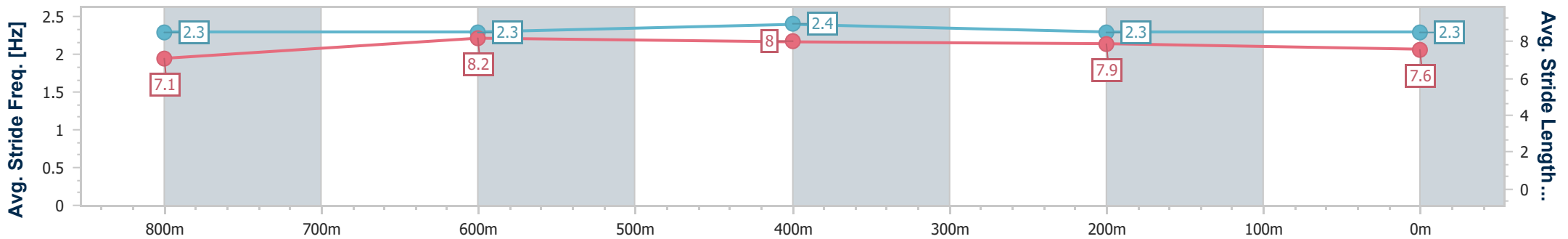
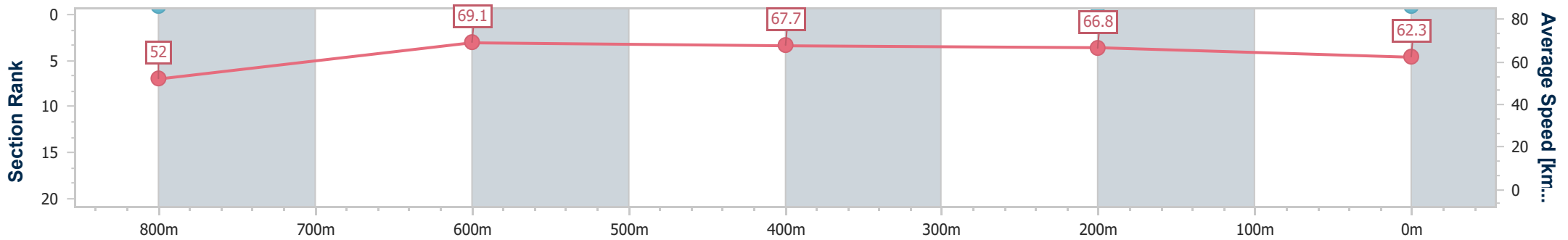
Townsville QLD Professional
Race 8: LADBROKES MATES MODE BENCHMARK 55
Handicap - 1000m



22 March 2024 - 17:23

Track Rating: Good 4, Weather: Fine, Rail Position: +2.0m 1000m-
W.P; +0.5 Remainder

Section	Overall	800m	600m	400m	200m
Section Times	0:57.34 [9] (0:13.86)	0:43.48 [12] (0:10.49)	0:32.99 [12] (0:10.67)	0:22.32 [12] (0:10.76)	0:11.56 [12] (0:11.56)
Average Speed [km/h]	52.0	69.1	67.7	66.8	62.3
Top Speed [km/h]	70.0	70.7	68.2	68.1	64.9
Avg. Dist. to Rail [m]	5.6	1.7	0.8	1.7	5.6
Avg. Stride Freq. [Hz]	2.3	2.3	2.4	2.3	2.3
Avg. Stride Length [m]	7.1	8.2	8.0	7.9	7.6



- [] Ranking at each section and finish
- .-.- No data available at this section
- NA No data available



Horse/Jockey Name	Wicklow Lass
Final Rank	10
Fastest Section Time (Section)	0:10.41 (800m)
Top Speed [km/h] (Section)	72.0 (800m)
Race State	Finished



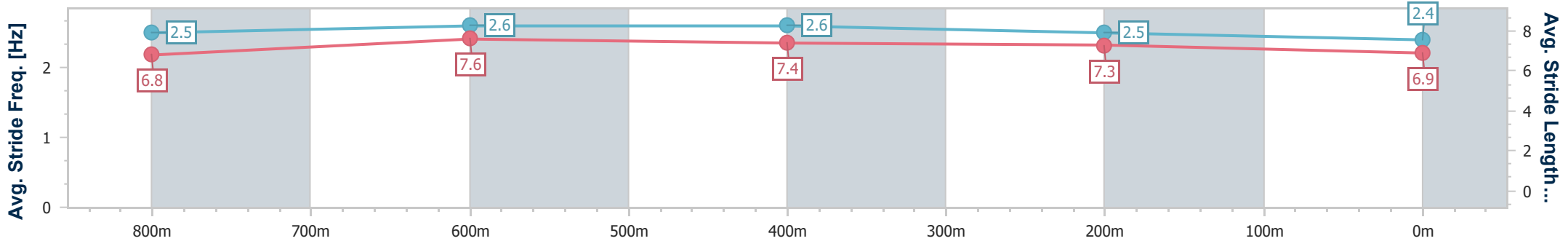
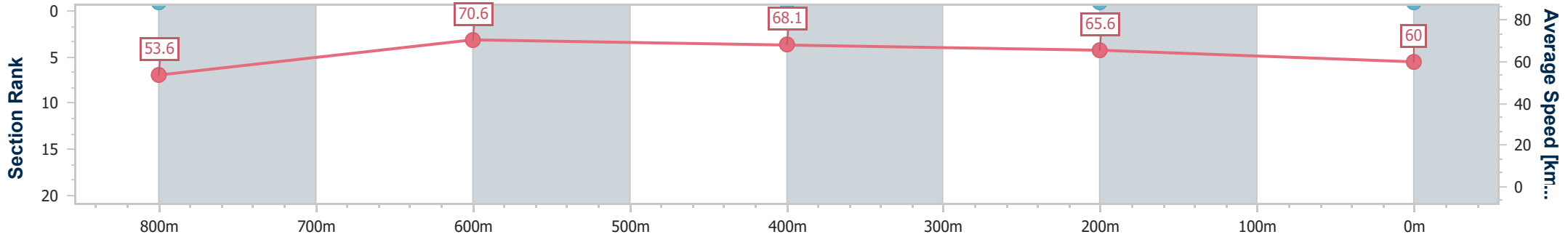
Townsville QLD Professional
Race 8: LADBROKES MATES MODE BENCHMARK 55
Handicap - 1000m



22 March 2024 - 17:23

Track Rating: Good 4, Weather: Fine, Rail Position: +2.0m 1000m-
W.P; +0.5 Remainder

Section	Overall	800m	600m	400m	200m
Section Times	0:57.47 [10] (0:13.46)	0:44.01 [9] (0:10.41)	0:33.60 [9] (0:10.64)	0:22.96 [9] (0:11.01)	0:11.95 [9] (0:11.95)
Average Speed [km/h]	53.6	70.6	68.1	65.6	60.0
Top Speed [km/h]	71.1	72.0	70.0	66.9	63.2
Avg. Dist. to Rail [m]	8.9	5.6	2.1	2.9	8.1
Avg. Stride Freq. [Hz]	2.5	2.6	2.6	2.5	2.4
Avg. Stride Length [m]	6.8	7.6	7.4	7.3	6.9



- [] Ranking at each section and finish
- .-.- No data available at this section
- NA No data available



Horse/Jockey Name	Autumn Bloom
Final Rank	11
Fastest Section Time (Section)	0:10.23 (800m)
Top Speed [km/h] (Section)	72.0 (800m)
Race State	Finished



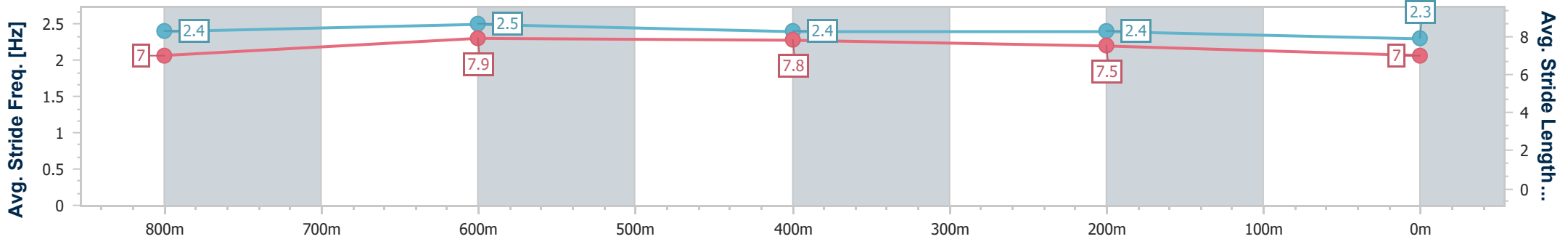
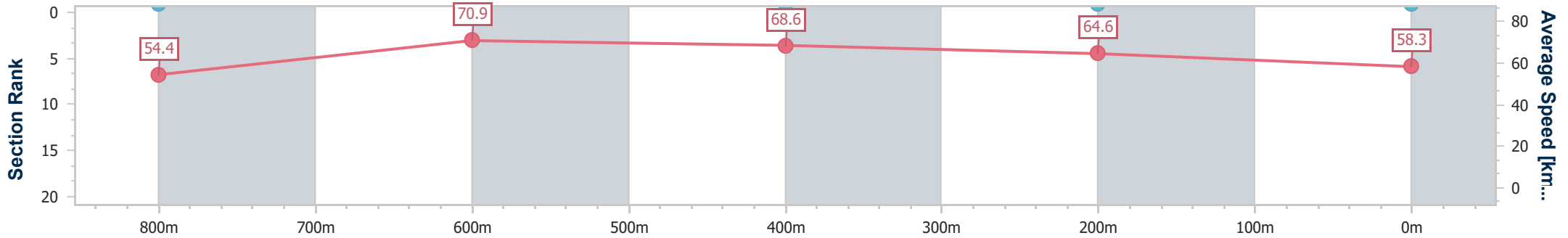
Townsville QLD Professional
Race 8: LADBROKES MATES MODE BENCHMARK 55
Handicap - 1000m



22 March 2024 - 17:23

Track Rating: Good 4, Weather: Fine, Rail Position: +2.0m 1000m-
W.P; +0.5 Remainder

Section	Overall	800m	600m	400m	200m
Section Times	0:57.54 [11] (0:13.28)	0:44.26 [5] (0:10.23)	0:34.03 [4] (0:10.53)	0:23.50 [4] (0:11.18)	0:12.32 [6] (0:12.32)
Average Speed [km/h]	54.4	70.9	68.6	64.6	58.3
Top Speed [km/h]	71.3	72.0	70.8	67.6	62.9
Avg. Dist. to Rail [m]	8.7	4.5	1.0	1.6	4.0
Avg. Stride Freq. [Hz]	2.4	2.5	2.4	2.4	2.3
Avg. Stride Length [m]	7.0	7.9	7.8	7.5	7.0



- [] Ranking at each section and finish
- .-.- No data available at this section
- NA No data available



Horse/Jockey Name	Private Sector
Final Rank	12
Fastest Section Time (Section)	0:10.35 (800m)
Top Speed [km/h] (Section)	71.0 (800m)
Race State	Finished



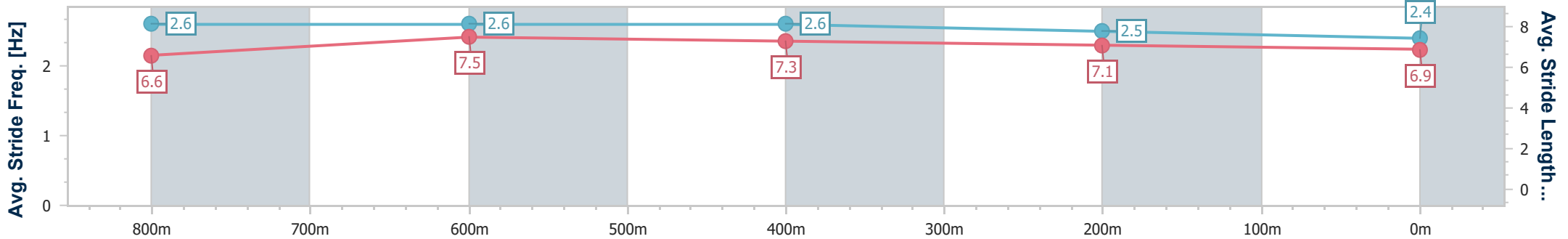
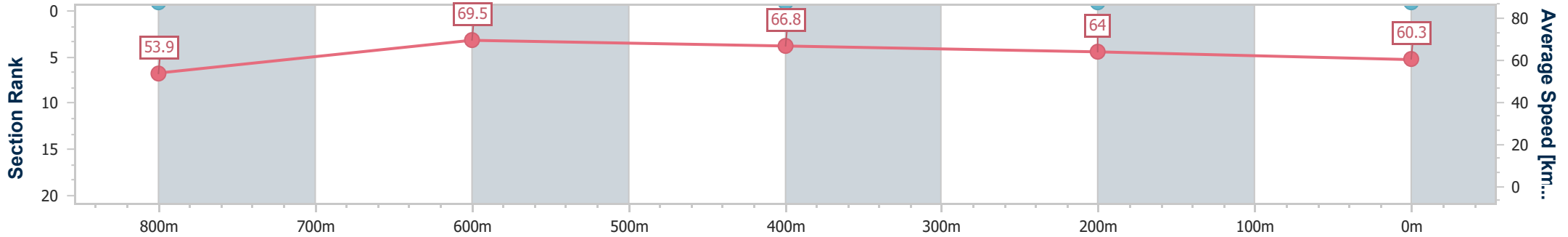
Townsville QLD Professional
 Race 8: LADBROKES MATES MODE BENCHMARK 55
 Handicap - 1000m



22 March 2024 - 17:23

Track Rating: Good 4, Weather: Fine, Rail Position: +2.0m 1000m-
 W.P; +0.5 Remainder

Section	Overall	800m	600m	400m	200m
Section Times	0:57.61 [12] (0:13.42)	0:44.19 [7] (0:10.35)	0:33.84 [7] (0:10.69)	0:23.15 [8] (0:11.22)	0:11.93 [10] (0:11.93)
Average Speed [km/h]	53.9	69.5	66.8	64.0	60.3
Top Speed [km/h]	70.8	71.0	68.5	65.0	61.8
Avg. Dist. to Rail [m]	1.0	0.7	1.0	1.7	0.7
Avg. Stride Freq. [Hz]	2.6	2.6	2.6	2.5	2.4
Avg. Stride Length [m]	6.6	7.5	7.3	7.1	6.9



- [] Ranking at each section and finish
- .-.- No data available at this section
- NA No data available



Horse/Jockey Name	Tactical Illusion
Final Rank	13
Fastest Section Time (Section)	0:10.39 (800m)
Top Speed [km/h] (Section)	72.0 (800m)
Race State	Finished



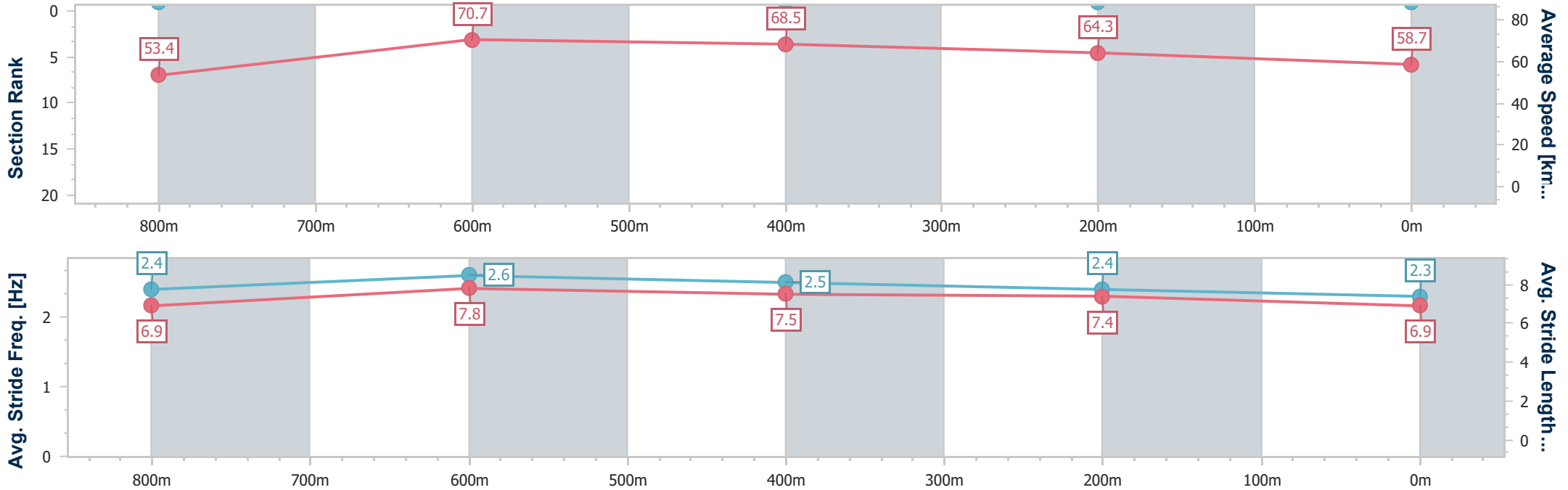
Townsville QLD Professional
Race 8: LADBROKES MATES MODE BENCHMARK 55
Handicap - 1000m



22 March 2024 - 17:23

Track Rating: Good 4, Weather: Fine, Rail Position: +2.0m 1000m-
W.P; +0.5 Remainder

Section	Overall	800m	600m	400m	200m
Section Times	0:58.04 [13] (0:13.46)	0:44.58 [8] (0:10.39)	0:34.19 [8] (0:10.68)	0:23.51 [10] (0:11.22)	0:12.29 [11] (0:12.29)
Average Speed [km/h]	53.4	70.7	68.5	64.3	58.7
Top Speed [km/h]	71.3	72.0	71.0	66.2	62.6
Avg. Dist. to Rail [m]	10.1	5.0	2.7	4.4	7.9
Avg. Stride Freq. [Hz]	2.4	2.6	2.5	2.4	2.3
Avg. Stride Length [m]	6.9	7.8	7.5	7.4	6.9



- [] Ranking at each section and finish
- .-.- No data available at this section
- NA No data available



Horse/Jockey Name	Emathion
Final Rank	8
Fastest Section Time (Section)	-:--:--
Top Speed [km/h] (Section)	--.-
Race State	DidNotTrack



Townsville QLD Professional
 Race 8: LADBROKES MATES MODE BENCHMARK 55
 Handicap - 1000m



22 March 2024 - 17:23

Track Rating: Good 4, Weather: Fine, Rail Position: +2.0m 1000m-
 W.P; +0.5 Remainder

Section	Overall	800m	600m	400m	200m								
Section Times	-:--:--	-:--:--	-:--:--	-:--:--	-:--:--								
Average Speed [km/h]	--.-	--.-	--.-	--.-	--.-								
Top Speed [km/h]	--.-	--.-	--.-	--.-	--.-								
Avg. Dist. to Rail [m]	--	--	--	--	--								
Avg. Stride Freq. [Hz]	--.-	--.-	--.-	--.-	--.-								
Avg. Stride Length [m]	--.-	--.-	--.-	--.-	--.-								

- [] Ranking at each section and finish
- :--:-- No data available at this section
- NA No data available