



Ipswich QLD Professional
Race 6: PRECINCT URBAN PLANNING Fillies & Mares BENCHMARK 62
Handicap - 1350m
21 March 2024 - 16:42



Track Rating: Good 4, Weather: Fine, Rail Position: +6m

Section		Overall	1200m	1000m	800m	600m	400m	Last 600m				
Field Times		1:22.51 (0:10.97)	1:11.54 (0:11.82)	0:59.72 (0:12.02)	0:47.70 (0:12.12)	0:35.58 (0:11.91)	0:23.67 (0:11.70)	0:35.58				
Rank	TAB Horse/Jockey	Barrier	Top Speed [km/h]	Fastest Section								Distance Travelled [m]
1	7 TAKARA STAR Samantha Collett	7	62.1 Overall	0:10.97 Overall	1:22.51 [1] (0:10.97)	1:11.54 [1] (0:11.82)	0:59.72 [1] (0:12.02)	0:47.70 [1] (0:12.12)	0:35.58 [1] (0:11.91)	0:23.67 [1] (0:11.70)	0:35.58	
2	10 IN BARCELONA Robbie Dolan	10	63.8 400m	0:11.26 Overall	1:22.73 [2] (0:11.26)	1:11.47 [3] (0:11.96)	0:59.51 [3] (0:12.12)	0:47.39 [3] (0:12.21)	0:35.18 [4] (0:11.71)	0:23.47 [4] (0:11.49)	0:35.18	+3
3	3 MA'S EPIC Emily Lang	3	62.6 600m	0:11.11 Overall	1:22.78 [3] (0:11.11)	1:11.67 [2] (0:12.02)	0:59.65 [2] (0:12.03)	0:47.62 [2] (0:12.16)	0:35.46 [2] (0:11.75)	0:23.71 [2] (0:11.68)	0:35.46	+3
4	1 WONDERWHEN Matthew Bennett	1	62.5 400m	0:11.36 Overall	1:22.81 [4] (0:11.36)	1:11.45 [5] (0:12.05)	0:59.40 [4] (0:12.00)	0:47.40 [4] (0:12.05)	0:35.35 [3] (0:11.71)	0:23.64 [3] (0:11.59)	0:35.35	-1
5	11 COSMIC FORTUNE Jai Williams	11	62.9 600m	0:11.63 600m	1:23.03 [5] (0:11.89)	1:11.14 [7] (0:12.00)	0:59.14 [7] (0:11.85)	0:47.29 [6] (0:12.06)	0:35.23 [5] (0:11.63)	0:23.60 [5] (0:11.67)	0:35.23	-1
6	5 BID FOR FAME James Orman	5	64.2 200m	0:11.61 Overall	1:23.19 [6] (0:11.61)	1:11.58 [6] (0:12.14)	0:59.44 [6] (0:12.12)	0:47.32 [7] (0:12.16)	0:35.16 [7] (0:11.77)	0:23.39 [7] (0:11.61)	0:35.16	+2
7	4 CHAMPAGNE POP Sean Cormack	4	62.9 400m	0:11.60 400m	1:23.24 [7] (0:12.15)	1:11.09 [8] (0:12.04)	0:59.05 [8] (0:11.86)	0:47.19 [8] (0:12.13)	0:35.06 [8] (0:11.79)	0:23.27 [8] (0:11.60)	0:35.06	+1
8	2 HOT BANANAS Michael Cahill	2	62.3 400m	0:11.30 Overall	1:23.27 [8] (0:11.30)	1:11.97 [4] (0:12.22)	0:59.75 [5] (0:12.13)	0:47.62 [5] (0:12.22)	0:35.40 [6] (0:11.84)	0:23.56 [6] (0:11.68)	0:35.40	+4

Scratched: Wassa (#12), Satashi (#8), Hattusa (#13), Miss Bacall (#6), Unleash (#9)

[] Ranking at each section and finish
 -:-:- No data available at this section
 NA No data available

SCN Saddle cloth number
 DNF Did not finish
 DNT Did not track



Ipswich QLD Professional
Race 6: PRECINCT URBAN PLANNING Fillies & Mares BENCHMARK 62
Handicap - 1350m
21 March 2024 - 16:42



Track Rating: Good 4, Weather: Fine, Rail Position: +6m

Section				200m				Last 600m	
Field Times				0:11.97 (0:11.97)				0:35.58	
Rank	TAB	Horse/Jockey	Barrier	Top Speed [km/h]	Fastest Section	Margin			Distance Travelled [m]
1	7	TAKARA STAR Samantha Collett	7	62.1 Overall	0:10.97 Overall	0:11.97 [1] (0:11.97)	1:22.51		0:35.58
2	10	IN BARCELONA Robbie Dolan	10	63.8 400m	0:11.26 Overall	0:11.98 [2] (0:11.98)	0.22L		0:35.18 +3
3	3	MA'S EPIC Emily Lang	3	62.6 600m	0:11.11 Overall	0:12.03 [3] (0:12.03)	0.05L		0:35.46 +3
4	1	WONDERWHEN Matthew Bennett	1	62.5 400m	0:11.36 Overall	0:12.05 [4] (0:12.05)	0.03L		0:35.35 -1
5	11	COSMIC FORTUNE Jai Williams	11	62.9 600m	0:11.63 600m	0:11.93 [5] (0:11.93)	0.22L		0:35.23 -1
6	5	BID FOR FAME James Orman	5	64.2 200m	0:11.61 Overall	0:11.78 [7] (0:11.78)	0.16L		0:35.16 +2
7	4	CHAMPAGNE POP Sean Cormack	4	62.9 400m	0:11.60 400m	0:11.67 [8] (0:11.67)	0.05L		0:35.06 +1
8	2	HOT BANANAS Michael Cahill	2	62.3 400m	0:11.30 Overall	0:11.88 [6] (0:11.88)	0.03L		0:35.40 +4

Scratched: Wassa (#12), Satashi (#8), Hattusa (#13), Miss Bacall (#6), Unleash (#9)

[] Ranking at each section and finish
 -:-:- No data available at this section
 NA No data available

SCN Saddle cloth number
 DNF Did not finish
 DNT Did not track



Horse/Jockey Name	Takara Star
Final Rank	1
Fastest Section Time (Section)	0:10.97 (Overall)
Top Speed [km/h] (Section)	62.1 (Overall)
Race State	Finished



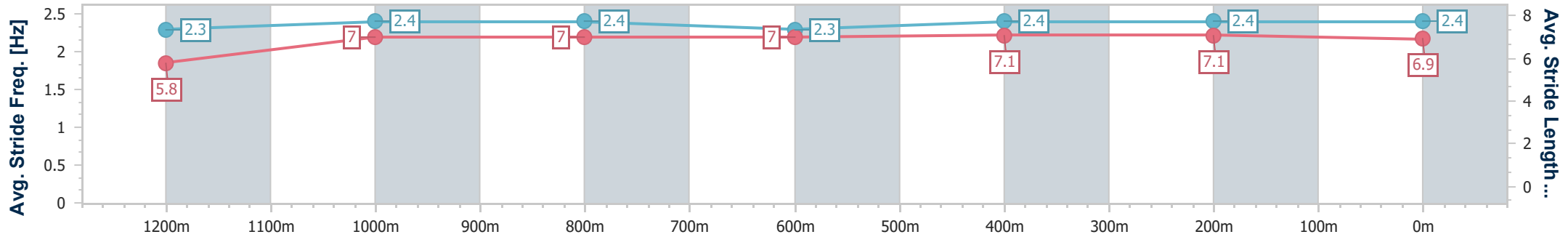
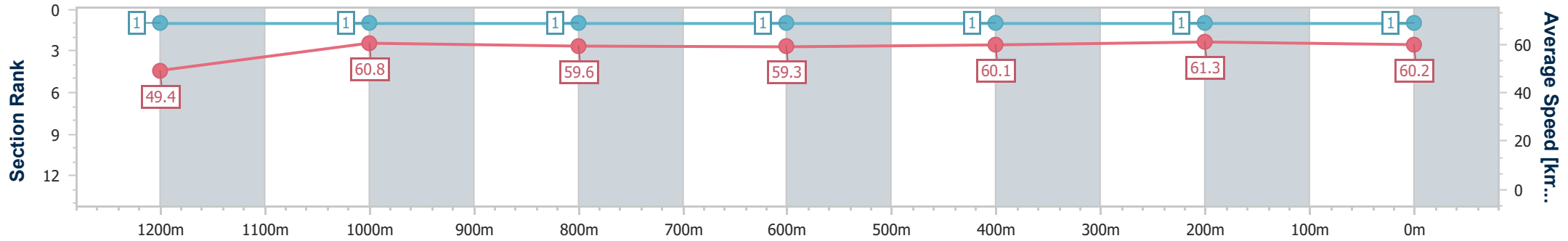
Ipswich QLD Professional
 Race 6: PRECINCT URBAN PLANNING Fillies & Mares
 BENCHMARK 62 Handicap - 1350m



21 March 2024 - 16:42

Track Rating: Good 4, Weather: Fine, Rail Position: +6m

Section	Overall	1200m	1000m	800m	600m	400m	200m
Section Times	1:22.51 [1] (0:10.97)	1:11.54 [1] (0:11.82)	0:59.72 [1] (0:12.02)	0:47.70 [1] (0:12.12)	0:35.58 [1] (0:11.91)	0:23.67 [1] (0:11.70)	0:11.97 [1] (0:11.97)
Average Speed [km/h]	49.4	60.8	59.6	59.3	60.1	61.3	60.2
Top Speed [km/h]	62.1	61.5	60.5	60.3	60.9	62.0	61.7
Avg. Dist. to Rail [m]	5.2	1.0	0.8	1.0	0.9	0.8	0.3
Avg. Stride Freq. [Hz]	2.3	2.4	2.4	2.3	2.4	2.4	2.4
Avg. Stride Length [m]	5.8	7.0	7.0	7.0	7.1	7.1	6.9



- [] Ranking at each section and finish
- .-.- No data available at this section
- NA No data available



Horse/Jockey Name	In Barcelona
Final Rank	2
Fastest Section Time (Section)	0:11.26 (Overall)
Top Speed [km/h] (Section)	63.8 (400m)
Race State	Finished



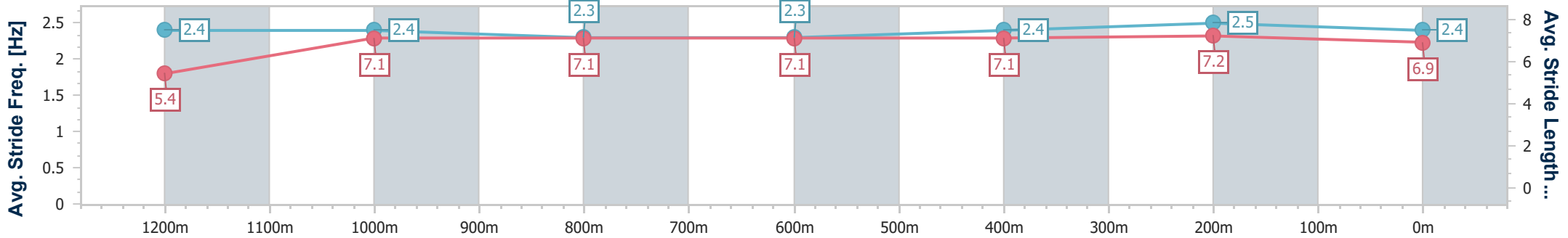
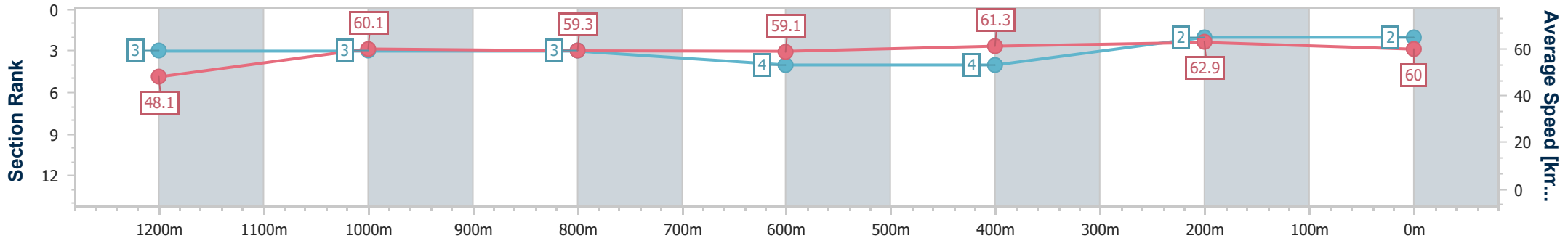
Ipswich QLD Professional
 Race 6: PRECINCT URBAN PLANNING Fillies & Mares
 BENCHMARK 62 Handicap - 1350m



21 March 2024 - 16:42

Track Rating: Good 4, Weather: Fine, Rail Position: +6m

Section	Overall	1200m	1000m	800m	600m	400m	200m
Section Times	1:22.73 [2] (0:11.26)	1:11.47 [3] (0:11.96)	0:59.51 [3] (0:12.12)	0:47.39 [3] (0:12.21)	0:35.18 [4] (0:11.71)	0:23.47 [4] (0:11.49)	0:11.98 [2] (0:11.98)
Average Speed [km/h]	48.1	60.1	59.3	59.1	61.3	62.9	60.0
Top Speed [km/h]	60.6	61.5	59.8	60.4	62.4	63.8	62.2
Avg. Dist. to Rail [m]	3.2	0.6	0.3	0.4	0.2	1.0	2.4
Avg. Stride Freq. [Hz]	2.4	2.4	2.3	2.3	2.4	2.5	2.4
Avg. Stride Length [m]	5.4	7.1	7.1	7.1	7.1	7.2	6.9



- [] Ranking at each section and finish
- .-.- No data available at this section
- NA No data available



Horse/Jockey Name	Ma's Epic
Final Rank	3
Fastest Section Time (Section)	0:11.11 (Overall)
Top Speed [km/h] (Section)	62.6 (600m)
Race State	Finished



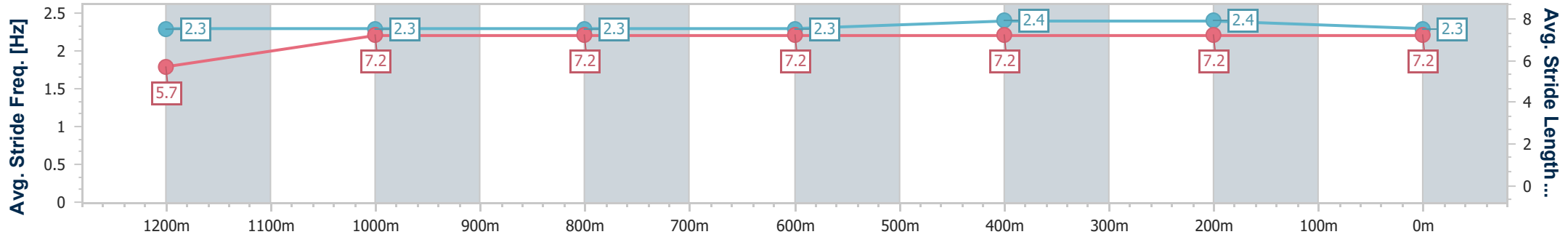
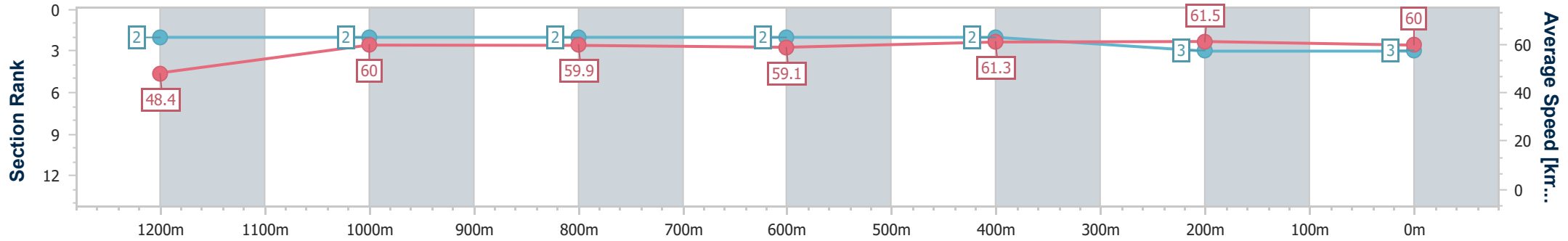
Ipswich QLD Professional
 Race 6: PRECINCT URBAN PLANNING Fillies & Mares
 BENCHMARK 62 Handicap - 1350m



21 March 2024 - 16:42

Track Rating: Good 4, Weather: Fine, Rail Position: +6m

Section	Overall	1200m	1000m	800m	600m	400m	200m
Section Times	1:22.78 [3] (0:11.11)	1:11.67 [2] (0:12.02)	0:59.65 [2] (0:12.03)	0:47.62 [2] (0:12.16)	0:35.46 [2] (0:11.75)	0:23.71 [2] (0:11.68)	0:12.03 [3] (0:12.03)
Average Speed [km/h]	48.4	60.0	59.9	59.1	61.3	61.5	60.0
Top Speed [km/h]	59.8	60.6	60.2	60.1	62.6	62.5	61.3
Avg. Dist. to Rail [m]	1.6	0.3	0.4	0.3	0.3	0.6	2.1
Avg. Stride Freq. [Hz]	2.3	2.3	2.3	2.3	2.4	2.4	2.3
Avg. Stride Length [m]	5.7	7.2	7.2	7.2	7.2	7.2	7.2



- [] Ranking at each section and finish
- .-.- No data available at this section
- NA No data available



Horse/Jockey Name	Wonderwhen
Final Rank	4
Fastest Section Time (Section)	0:11.36 (Overall)
Top Speed [km/h] (Section)	62.5 (400m)
Race State	Finished



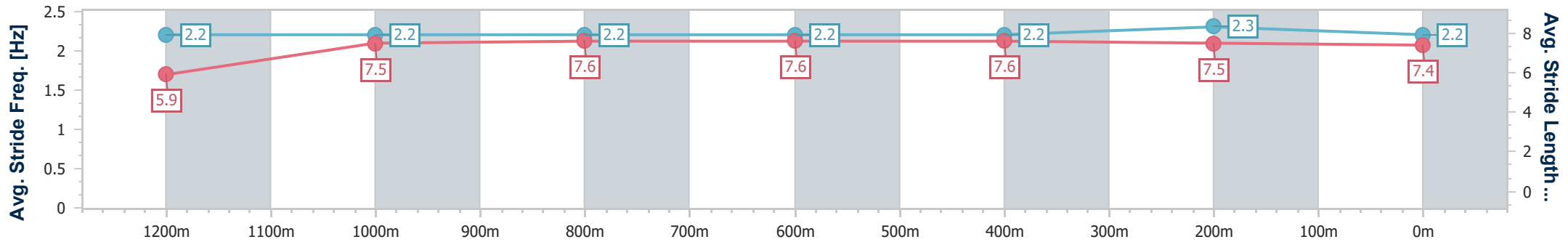
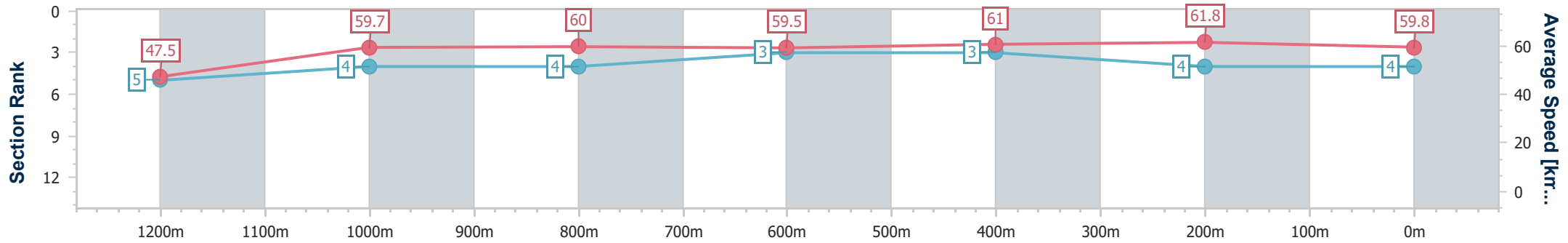
Ipswich QLD Professional
 Race 6: PRECINCT URBAN PLANNING Fillies & Mares
 BENCHMARK 62 Handicap - 1350m



21 March 2024 - 16:42

Track Rating: Good 4, Weather: Fine, Rail Position: +6m

Section	Overall	1200m	1000m	800m	600m	400m	200m
Section Times	1:22.81 [4] (0:11.36)	1:11.45 [5] (0:12.05)	0:59.40 [4] (0:12.00)	0:47.40 [4] (0:12.05)	0:35.35 [3] (0:11.71)	0:23.64 [3] (0:11.59)	0:12.05 [4] (0:12.05)
Average Speed [km/h]	47.5	59.7	60.0	59.5	61.0	61.8	59.8
Top Speed [km/h]	60.7	60.9	60.3	60.7	61.9	62.5	62.1
Avg. Dist. to Rail [m]	1.6	0.8	0.5	1.0	1.1	1.4	0.3
Avg. Stride Freq. [Hz]	2.2	2.2	2.2	2.2	2.2	2.3	2.2
Avg. Stride Length [m]	5.9	7.5	7.6	7.6	7.6	7.5	7.4



- [] Ranking at each section and finish
- .-.- No data available at this section
- NA No data available



Horse/Jockey Name	Cosmic Fortune
Final Rank	5
Fastest Section Time (Section)	0:11.63 (600m)
Top Speed [km/h] (Section)	62.9 (600m)
Race State	Finished



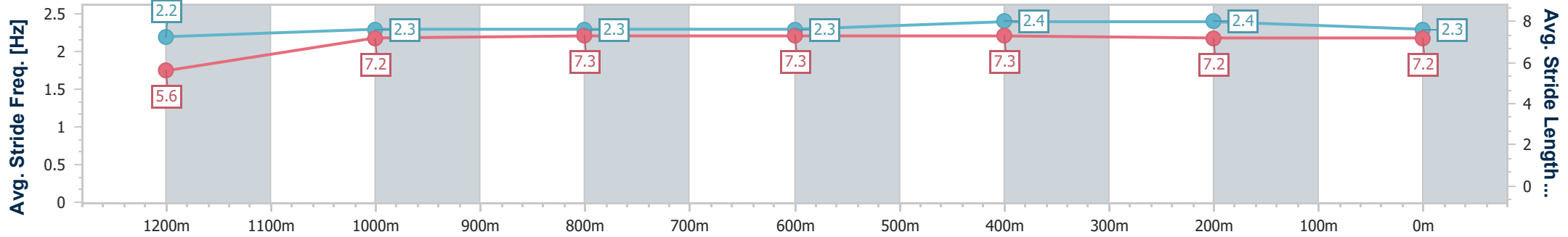
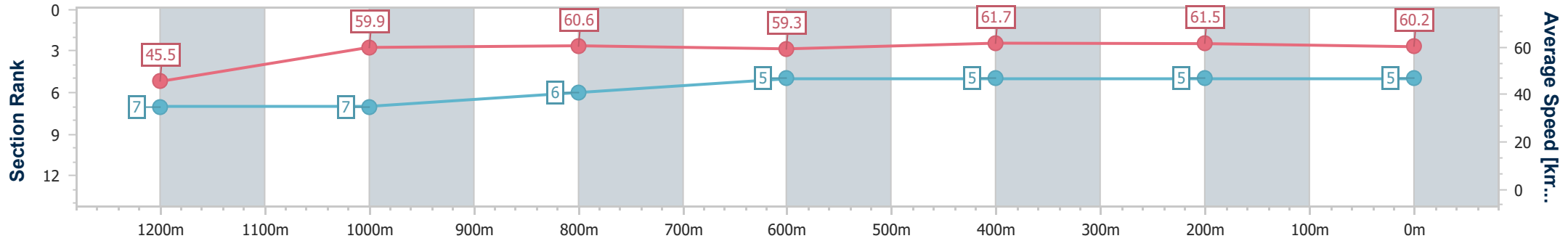
Ipswich QLD Professional
 Race 6: PRECINCT URBAN PLANNING Fillies & Mares
 BENCHMARK 62 Handicap - 1350m



21 March 2024 - 16:42

Track Rating: Good 4, Weather: Fine, Rail Position: +6m

Section	Overall	1200m	1000m	800m	600m	400m	200m
Section Times	1:23.03 [5] (0:11.89)	1:11.14 [7] (0:12.00)	0:59.14 [7] (0:11.85)	0:47.29 [6] (0:12.06)	0:35.23 [5] (0:11.63)	0:23.60 [5] (0:11.67)	0:11.93 [5] (0:11.93)
Average Speed [km/h]	45.5	59.9	60.6	59.3	61.7	61.5	60.2
Top Speed [km/h]	60.5	61.7	61.9	60.3	62.9	62.1	61.7
Avg. Dist. to Rail [m]	2.9	1.0	1.0	1.6	1.3	0.5	0.6
Avg. Stride Freq. [Hz]	2.2	2.3	2.3	2.3	2.4	2.4	2.3
Avg. Stride Length [m]	5.6	7.2	7.3	7.3	7.3	7.2	7.2



- [] Ranking at each section and finish
- .-.- No data available at this section
- NA No data available



Horse/Jockey Name	Bid For Fame
Final Rank	6
Fastest Section Time (Section)	0:11.61 (Overall)
Top Speed [km/h] (Section)	64.2 (200m)
Race State	Finished



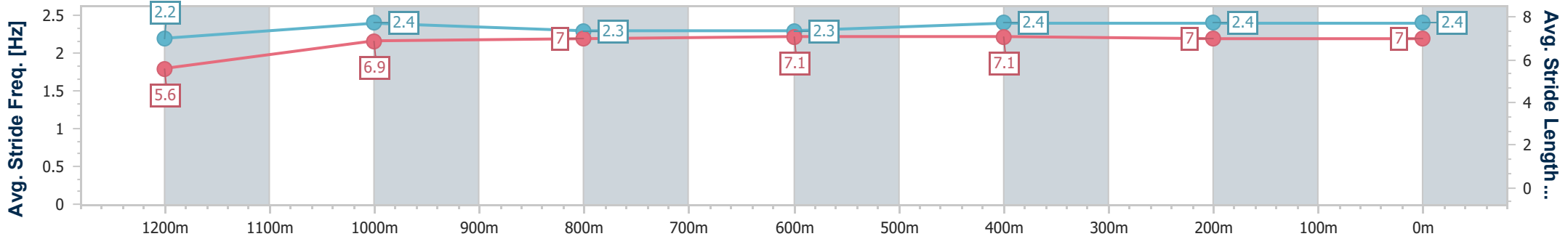
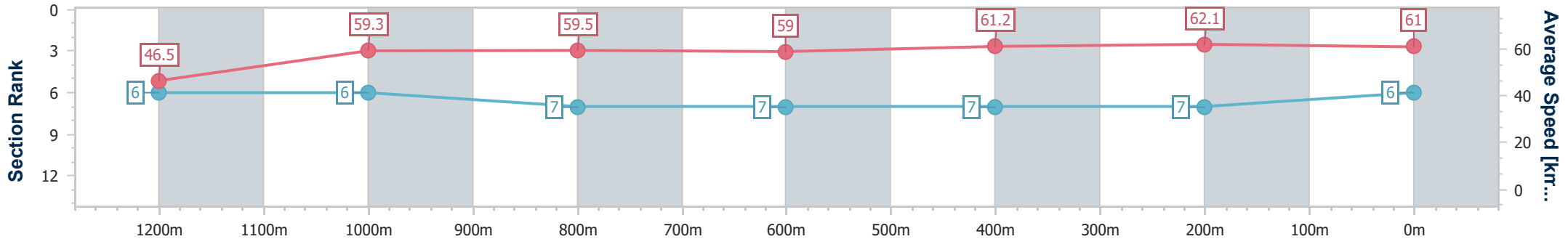
Ipswich QLD Professional
 Race 6: PRECINCT URBAN PLANNING Fillies & Mares
 BENCHMARK 62 Handicap - 1350m



21 March 2024 - 16:42

Track Rating: Good 4, Weather: Fine, Rail Position: +6m

Section	Overall	1200m	1000m	800m	600m	400m	200m
Section Times	1:23.19 [6] (0:11.61)	1:11.58 [6] (0:12.14)	0:59.44 [6] (0:12.12)	0:47.32 [7] (0:12.16)	0:35.16 [7] (0:11.77)	0:23.39 [7] (0:11.61)	0:11.78 [7] (0:11.78)
Average Speed [km/h]	46.5	59.3	59.5	59.0	61.2	62.1	61.0
Top Speed [km/h]	59.6	60.4	60.1	60.5	61.9	63.4	64.2
Avg. Dist. to Rail [m]	1.7	0.5	0.3	1.1	0.5	0.5	4.0
Avg. Stride Freq. [Hz]	2.2	2.4	2.3	2.3	2.4	2.4	2.4
Avg. Stride Length [m]	5.6	6.9	7.0	7.1	7.1	7.0	7.0



- [] Ranking at each section and finish
- .-.- No data available at this section
- NA No data available



Horse/Jockey Name	Champagne Pop
Final Rank	7
Fastest Section Time (Section)	0:11.60 (400m)
Top Speed [km/h] (Section)	62.9 (400m)
Race State	Finished



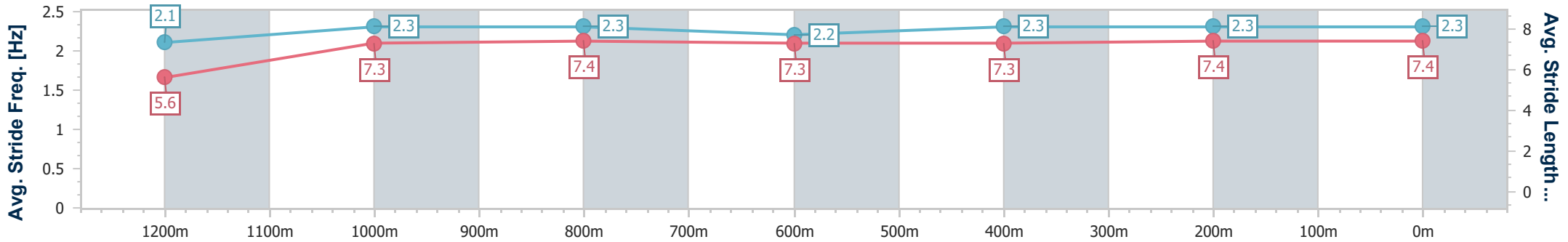
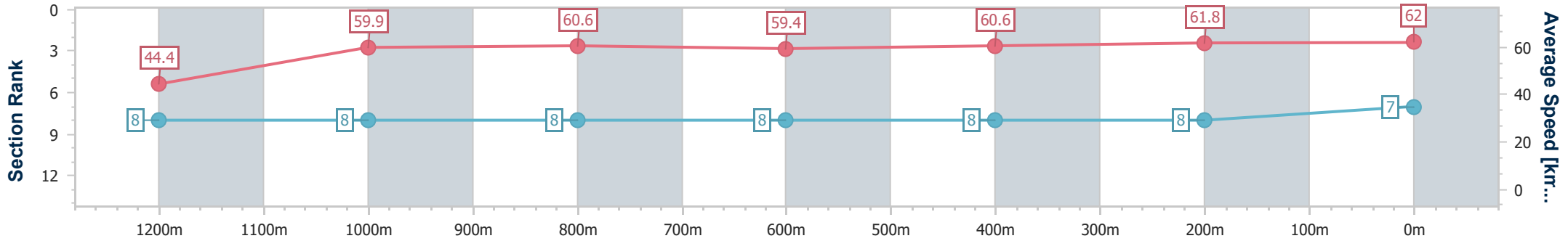
Ipswich QLD Professional
 Race 6: PRECINCT URBAN PLANNING Fillies & Mares
 BENCHMARK 62 Handicap - 1350m



21 March 2024 - 16:42

Track Rating: Good 4, Weather: Fine, Rail Position: +6m

Section	Overall	1200m	1000m	800m	600m	400m	200m
Section Times	1:23.24 [7] (0:12.15)	1:11.09 [8] (0:12.04)	0:59.05 [8] (0:11.86)	0:47.19 [8] (0:12.13)	0:35.06 [8] (0:11.79)	0:23.27 [8] (0:11.60)	0:11.67 [8] (0:11.67)
Average Speed [km/h]	44.4	59.9	60.6	59.4	60.6	61.8	62.0
Top Speed [km/h]	59.5	61.5	61.2	60.3	61.4	62.9	62.9
Avg. Dist. to Rail [m]	2.5	0.5	0.3	0.7	0.7	0.8	2.1
Avg. Stride Freq. [Hz]	2.1	2.3	2.3	2.2	2.3	2.3	2.3
Avg. Stride Length [m]	5.6	7.3	7.4	7.3	7.3	7.4	7.4



- [] Ranking at each section and finish
- .-.- No data available at this section
- NA No data available



Horse/Jockey Name	Hot Bananas
Final Rank	8
Fastest Section Time (Section)	0:11.30 (Overall)
Top Speed [km/h] (Section)	62.3 (400m)
Race State	Finished



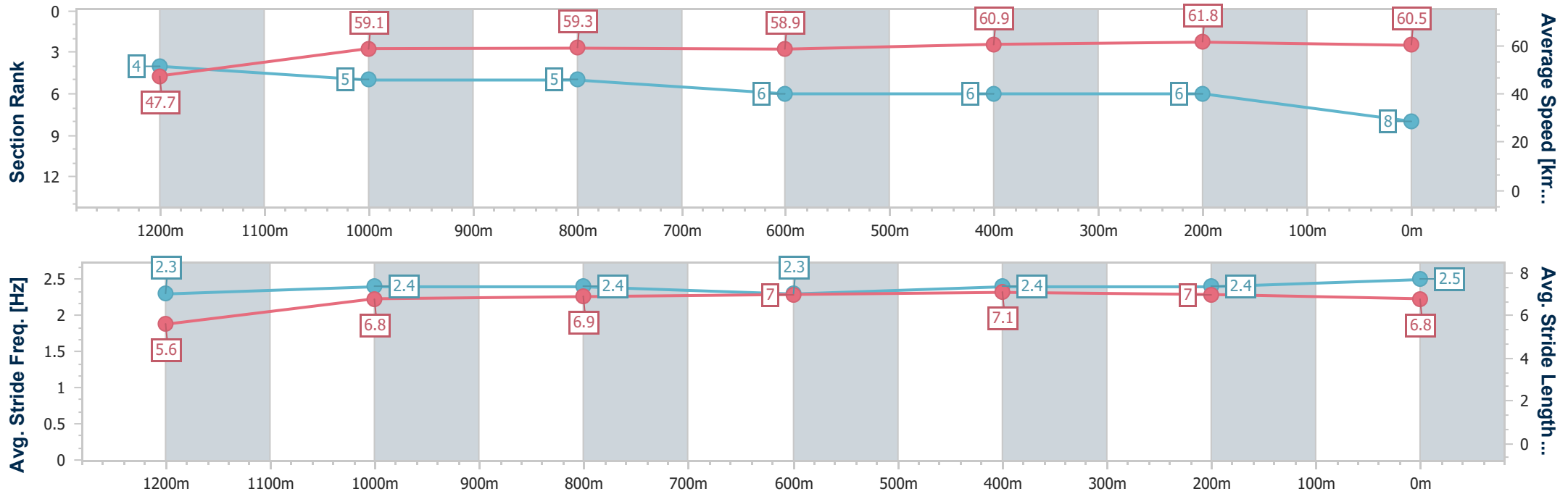
Ipswich QLD Professional
 Race 6: PRECINCT URBAN PLANNING Fillies & Mares
 BENCHMARK 62 Handicap - 1350m



21 March 2024 - 16:42

Track Rating: Good 4, Weather: Fine, Rail Position: +6m

Section	Overall	1200m	1000m	800m	600m	400m	200m
Section Times	1:23.27 [8] (0:11.30)	1:11.97 [4] (0:12.22)	0:59.75 [5] (0:12.13)	0:47.62 [5] (0:12.22)	0:35.40 [6] (0:11.84)	0:23.56 [6] (0:11.68)	0:11.88 [6] (0:11.88)
Average Speed [km/h]	47.7	59.1	59.3	58.9	60.9	61.8	60.5
Top Speed [km/h]	59.6	60.0	60.2	59.9	61.4	62.3	62.2
Avg. Dist. to Rail [m]	0.7	0.7	0.8	0.1	0.3	0.9	4.1
Avg. Stride Freq. [Hz]	2.3	2.4	2.4	2.3	2.4	2.4	2.5
Avg. Stride Length [m]	5.6	6.8	6.9	7.0	7.1	7.0	6.8



- [] Ranking at each section and finish
- .-.- No data available at this section
- NA No data available