

Ipswich QLD Professional

Race 4: AUSTRALIAN INDUSTRY TRADE COLLEGE Class 1 Handicap - 1200m

21 March 2024 - 15:29

Track Rating: Good 4, Weather: Fine, Rail Position: +6m

| Section | | | | | | | | | | | | Last 600m | | |
|-------------|-----|------------------------------------------|----------------------|----------------------|----------------------|---------------------------|---------------------------|---------------------------|---------------------------|---------------------------|---------------------------|-----------|---------|------------------------|
| Field Times | | Overall | 1000m | 800m | 600m | 400m | 200m | | | | | | 0:35.52 | |
| | | 1:11.07 (0:13.27) | 0:57.80 (0:11.04) | 0:46.76 (0:11.24) | 0:35.52 (0:11.41) | 0:24.11 (0:11.48) | 0:12.63 (0:12.63) | | | | | | | |
| Rank | TAB | Horse/Jockey | Barrier | Top Speed [km/h] | Fastest Section | | | | | | | | Margin | Distance Travelled [m] |
| 1 | 11 | COODARADY Karl Zechner | 11 | 66.3 | 0:11.20 | 1:11.07 [1] (0:13.75) | 0:57.32 [11] (0:11.46) | 0:45.86 [11] (0:11.20) | 0:34.66 [11] (0:11.57) | 0:23.09 [8] (0:11.48) | 0:11.61 [5] (0:11.61) | 1:11.07 | 0:34.66 | |
| 2 | 2 | RUSSIAN SUB Sophie Wilcock | 2 | 66.7 | 0:11.04 | 1:11.12 [2] (0:13.27) | 0:57.85 [1] (0:11.04) | 0:46.81 [1] (0:11.24) | 0:35.57 [1] (0:11.41) | 0:24.16 [1] (0:11.48) | 0:12.68 [1] (0:12.68) | 0.05L | 0:35.57 | -1 |
| 3 | 3 | RUPERT'S HOUSE Justin Huxtable | 3 | 67.1 | 0:11.21 | 1:11.29 [3] (0:13.65) | 0:57.64 [10] (0:11.21) | 0:46.43 [8] (0:11.23) | 0:35.20 [6] (0:11.59) | 0:23.61 [5] (0:11.63) | 0:11.98 [4] (0:11.98) | 0.17L | 0:35.20 | -1 |
| 4 | 13 | SUKICHE Samantha Collett | 13 | 66.3 | 0:11.17 | 1:11.52 [4] (0:13.29) | 0:58.23 [2] (0:11.17) | 0:47.06 [3] (0:11.30) | 0:35.76 [3] (0:11.57) | 0:24.19 [3] (0:11.72) | 0:12.47 [2] (0:12.47) | 0.23L | 0:35.76 | -1 |
| 5 | 6 | MISS BACALL Sean Cormack | 6 | 67.2 | 0:11.20 | 1:11.76 [5] (0:13.40) | 0:58.36 [3] (0:11.20) | 0:47.16 [5] (0:11.38) | 0:35.78 [5] (0:11.63) | 0:24.15 [4] (0:11.93) | 0:12.22 [6] (0:12.22) | 0.24L | 0:35.78 | +2 |
| 6 | 10 | VULTURE STREET Cody Collis | 10 | 66.2 | 0:11.38 | 1:11.77 [6] (0:13.49) | 0:58.28 [4] (0:11.39) | 0:46.89 [9] (0:11.38) | 0:35.51 [8] (0:11.66) | 0:23.85 [7] (0:11.72) | 0:12.13 [7] (0:12.13) | 0.01L | 0:35.51 | +0 |
| 7 | 7 | PUREZZA Mark Du Plessis | 7 | 66.0 | 0:11.26 | 1:12.16 [7] (0:13.57) | 0:58.59 [8] (0:11.26) | 0:47.33 [7] (0:11.50) | 0:35.83 [9] (0:11.79) | 0:24.04 [11] (0:12.01) | 0:12.03 [11] (0:12.03) | 0.39L | 0:35.83 | +7 |
| 8 | 1 | AMMAND Andrew Mallyon | 1 | 66.4 | 0:11.37 | 1:12.17 [8] (0:13.61) | 0:58.56 [9] (0:11.37) | 0:47.19 [10] (0:11.41) | 0:35.78 [10] (0:11.72) | 0:24.06 [10] (0:11.85) | 0:12.21 [9] (0:12.21) | 0.01L | 0:35.78 | +4 |
| 9 | 5 | SONNY DAZE Damien Thornton | 5 | 68.1 | 0:10.89 | 1:12.45 [9] (0:13.55) | 0:58.90 [7] (0:10.89) | 0:48.01 [2] (0:11.27) | 0:36.74 [2] (0:11.50) | 0:25.24 [2] (0:11.95) | 0:13.29 [3] (0:13.29) | 0.28L | 0:36.74 | +2 |
| 10 | 12 | EPAUVESCENT Rikki Jamieson | 12 | 68.2 | 0:10.97 | 1:12.75 [10] (0:13.51) | 0:59.24 [5] (0:10.97) | 0:48.27 [4] (0:11.45) | 0:36.82 [4] (0:11.85) | 0:24.97 [6] (0:12.07) | 0:12.90 [8] (0:12.90) | 0.3L | 0:36.82 | +6 |

Scratched: Mister Selfie (#9), I Stole It (#4)



Ipswich QLD Professional
Race 4: AUSTRALIAN INDUSTRY TRADE COLLEGE Class 1 Handicap - 1200m
 21 March 2024 - 15:29



Track Rating: Good 4, Weather: Fine, Rail Position: +6m

| Section | Overall | 1000m | 800m | 600m | 400m | 200m | Last 600m |
|-------------|----------------------|----------------------|----------------------|----------------------|----------------------|----------------------|-----------|
| Field Times | 1:11.07 (0:13.27) | 0:57.80 (0:11.04) | 0:46.76 (0:11.24) | 0:35.52 (0:11.41) | 0:24.11 (0:11.48) | 0:12.63 (0:12.63) | 0:35.52 |

| Rank | TAB | Horse/Jockey | Barrier | Top Speed [km/h] | Fastest Section | Margin | Distance Travelled [m] |
|------|-----|--------------|---------|------------------|-----------------|--------|------------------------|
| 11 | 8 | ZORAYDAH | 8 | 66.3 | 0:11.20 | 0.25L | +6 |
| | | Ryan Maloney | | 1000m | 1000m | | |

Scratched: Mister Selfie (#9), I Stole It (#4)

[] Ranking at each section and finish
 -:-:- No data available at this section
 NA No data available

SCN Saddle cloth number
 DNF Did not finish
 DNT Did not track



| | |
|--------------------------------|----------------|
| Horse/Jockey Name | Coodarady |
| Final Rank | 1 |
| Fastest Section Time (Section) | 0:11.20 (800m) |
| Top Speed [km/h] (Section) | 66.3 (Overall) |
| Race State | Finished |



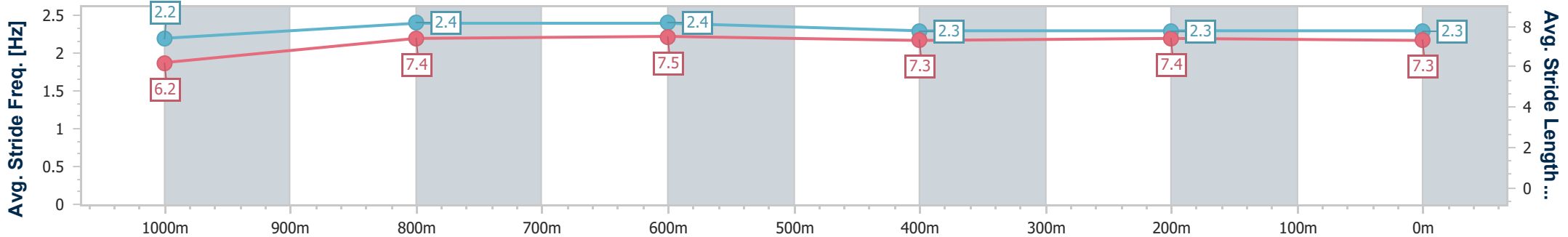
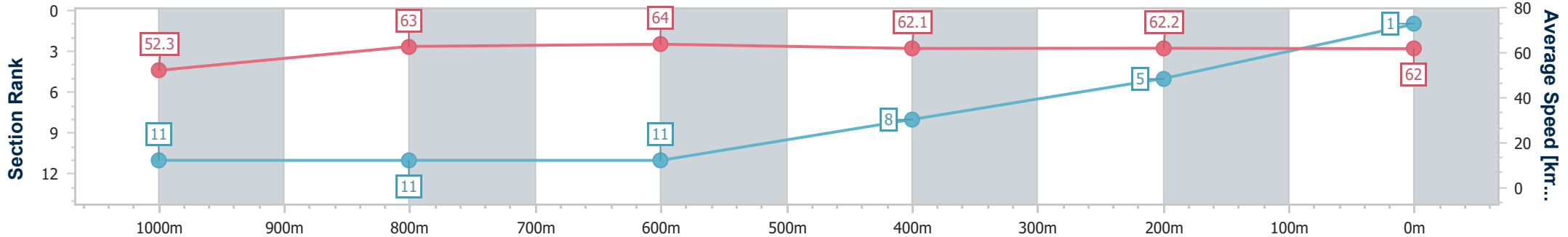
Ipswich QLD Professional
 Race 4: AUSTRALIAN INDUSTRY TRADE COLLEGE Class 1
 Handicap - 1200m



21 March 2024 - 15:29

Track Rating: Good 4, Weather: Fine, Rail Position: +6m

| Section | Overall | 1000m | 800m | 600m | 400m | 200m |
|------------------------|--------------------------|---------------------------|---------------------------|---------------------------|--------------------------|--------------------------|
| Section Times | 1:11.07 [1] (0:13.75) | 0:57.32 [11] (0:11.46) | 0:45.86 [11] (0:11.20) | 0:34.66 [11] (0:11.57) | 0:23.09 [8] (0:11.48) | 0:11.61 [5] (0:11.61) |
| Average Speed [km/h] | 52.3 | 63.0 | 64.0 | 62.1 | 62.2 | 62.0 |
| Top Speed [km/h] | 66.3 | 65.8 | 65.0 | 63.3 | 63.9 | 63.9 |
| Avg. Dist. to Rail [m] | 9.4 | 2.2 | 1.2 | 1.2 | 0.9 | 1.6 |
| Avg. Stride Freq. [Hz] | 2.2 | 2.4 | 2.4 | 2.3 | 2.3 | 2.3 |
| Avg. Stride Length [m] | 6.2 | 7.4 | 7.5 | 7.3 | 7.4 | 7.3 |



- [] Ranking at each section and finish
- .-.- No data available at this section
- NA No data available



| | |
|--------------------------------|-----------------|
| Horse/Jockey Name | Russian Sub |
| Final Rank | 2 |
| Fastest Section Time (Section) | 0:11.04 (1000m) |
| Top Speed [km/h] (Section) | 66.7 (Overall) |
| Race State | Finished |



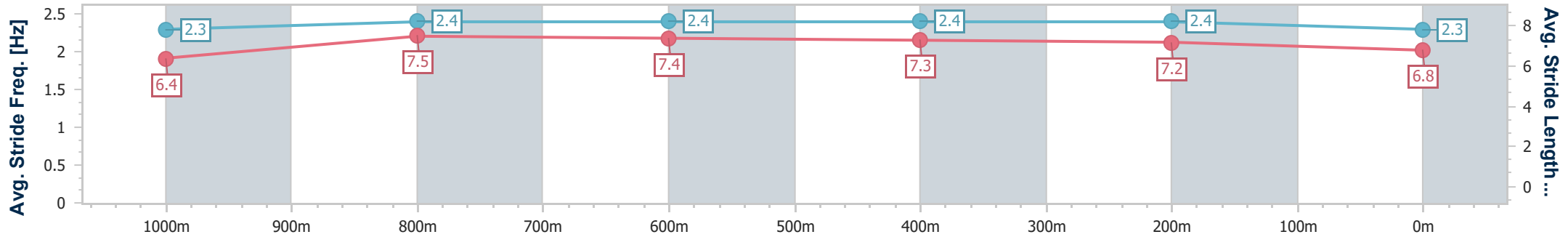
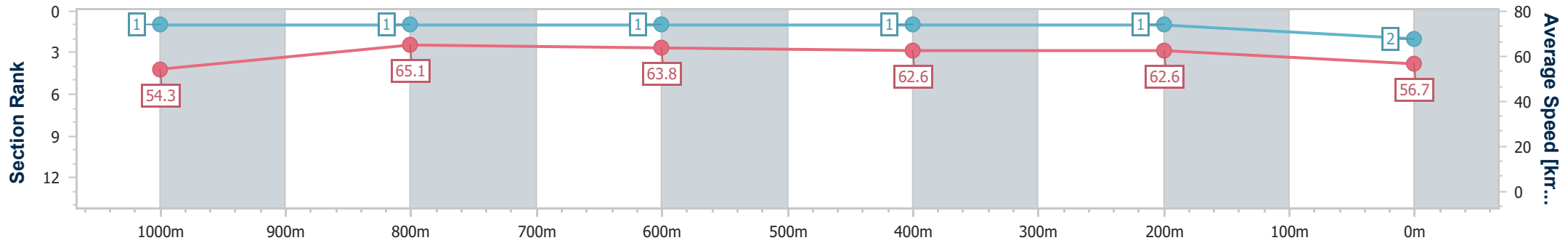
Ipswich QLD Professional
 Race 4: AUSTRALIAN INDUSTRY TRADE COLLEGE Class 1
 Handicap - 1200m



21 March 2024 - 15:29

Track Rating: Good 4, Weather: Fine, Rail Position: +6m

| Section | Overall | 1000m | 800m | 600m | 400m | 200m |
|------------------------|--------------------------|--------------------------|--------------------------|--------------------------|--------------------------|--------------------------|
| Section Times | 1:11.12 [2] (0:13.27) | 0:57.85 [1] (0:11.04) | 0:46.81 [1] (0:11.24) | 0:35.57 [1] (0:11.41) | 0:24.16 [1] (0:11.48) | 0:12.68 [1] (0:12.68) |
| Average Speed [km/h] | 54.3 | 65.1 | 63.8 | 62.6 | 62.6 | 56.7 |
| Top Speed [km/h] | 66.7 | 66.5 | 65.3 | 63.5 | 63.6 | 61.3 |
| Avg. Dist. to Rail [m] | 8.7 | 1.1 | 1.3 | 1.6 | 1.7 | 8.3 |
| Avg. Stride Freq. [Hz] | 2.3 | 2.4 | 2.4 | 2.4 | 2.4 | 2.3 |
| Avg. Stride Length [m] | 6.4 | 7.5 | 7.4 | 7.3 | 7.2 | 6.8 |



- [] Ranking at each section and finish
- .-.- No data available at this section
- NA No data available



| | |
|--------------------------------|-----------------|
| Horse/Jockey Name | Rupert's House |
| Final Rank | 3 |
| Fastest Section Time (Section) | 0:11.21 (1000m) |
| Top Speed [km/h] (Section) | 67.1 (1000m) |
| Race State | Finished |



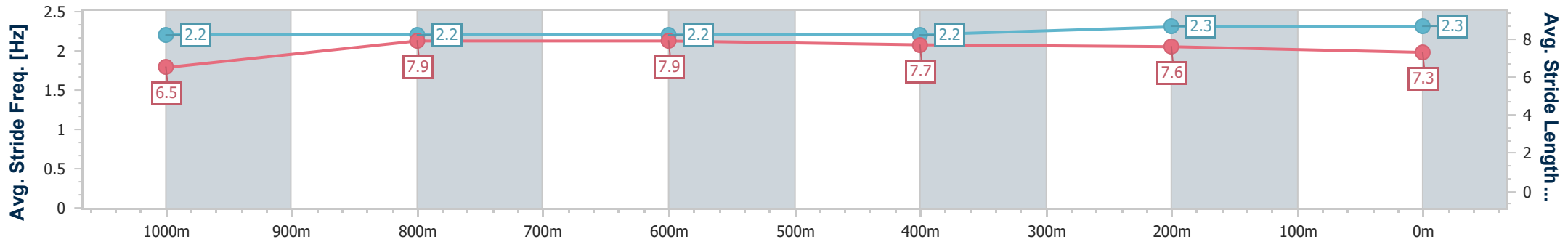
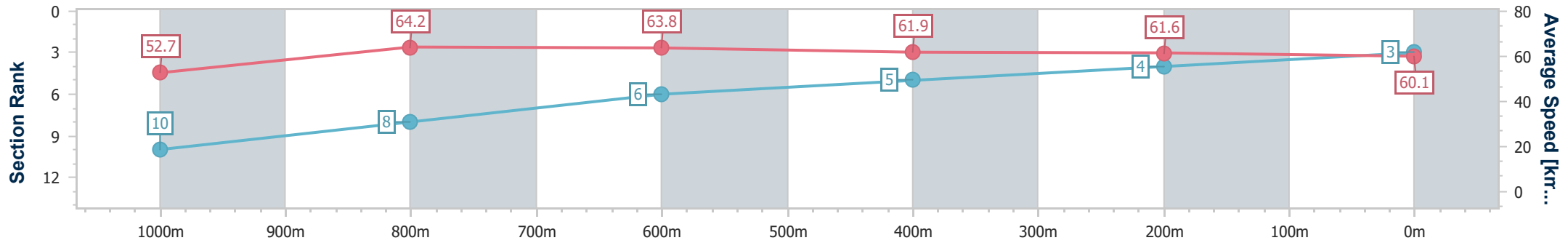
Ipswich QLD Professional
 Race 4: AUSTRALIAN INDUSTRY TRADE COLLEGE Class 1
 Handicap - 1200m



21 March 2024 - 15:29

Track Rating: Good 4, Weather: Fine, Rail Position: +6m

| Section | Overall | 1000m | 800m | 600m | 400m | 200m |
|------------------------|--------------------------|---------------------------|--------------------------|--------------------------|--------------------------|--------------------------|
| Section Times | 1:11.29 [3] (0:13.65) | 0:57.64 [10] (0:11.21) | 0:46.43 [8] (0:11.23) | 0:35.20 [6] (0:11.59) | 0:23.61 [5] (0:11.63) | 0:11.98 [4] (0:11.98) |
| Average Speed [km/h] | 52.7 | 64.2 | 63.8 | 61.9 | 61.6 | 60.1 |
| Top Speed [km/h] | 67.1 | 67.1 | 64.5 | 62.7 | 62.5 | 61.1 |
| Avg. Dist. to Rail [m] | 3.9 | 0.7 | 1.4 | 1.0 | 1.4 | 1.5 |
| Avg. Stride Freq. [Hz] | 2.2 | 2.2 | 2.2 | 2.2 | 2.3 | 2.3 |
| Avg. Stride Length [m] | 6.5 | 7.9 | 7.9 | 7.7 | 7.6 | 7.3 |



- [] Ranking at each section and finish
- .-.-.- No data available at this section
- NA No data available



| | |
|--------------------------------|-----------------|
| Horse/Jockey Name | Sukiche |
| Final Rank | 4 |
| Fastest Section Time (Section) | 0:11.17 (1000m) |
| Top Speed [km/h] (Section) | 66.3 (Overall) |
| Race State | Finished |



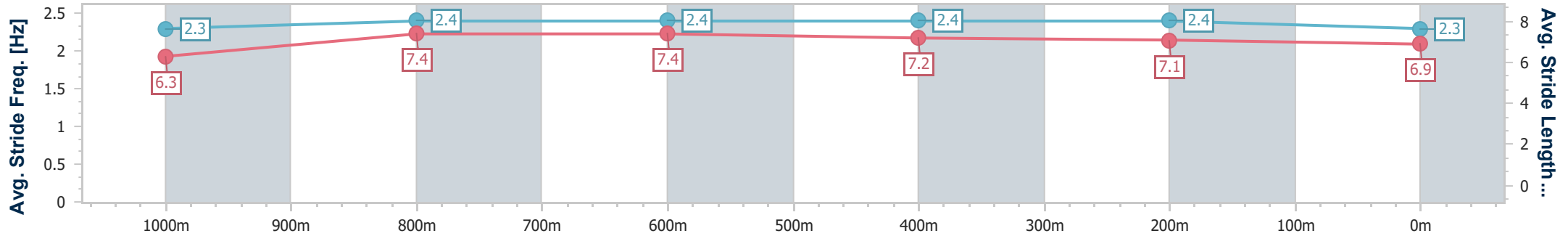
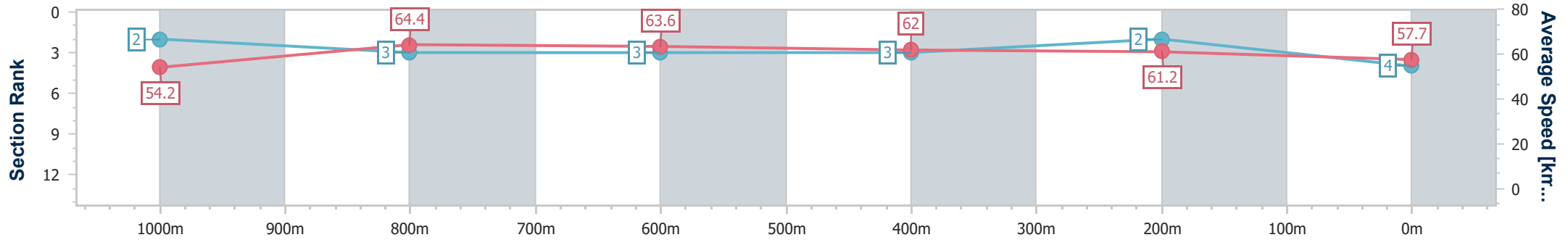
Ipswich QLD Professional
 Race 4: AUSTRALIAN INDUSTRY TRADE COLLEGE Class 1
 Handicap - 1200m



21 March 2024 - 15:29

Track Rating: Good 4, Weather: Fine, Rail Position: +6m

| Section | Overall | 1000m | 800m | 600m | 400m | 200m |
|------------------------|--------------------------|--------------------------|--------------------------|--------------------------|--------------------------|--------------------------|
| Section Times | 1:11.52 [4] (0:13.29) | 0:58.23 [2] (0:11.17) | 0:47.06 [3] (0:11.30) | 0:35.76 [3] (0:11.57) | 0:24.19 [3] (0:11.72) | 0:12.47 [2] (0:12.47) |
| Average Speed [km/h] | 54.2 | 64.4 | 63.6 | 62.0 | 61.2 | 57.7 |
| Top Speed [km/h] | 66.3 | 65.9 | 63.8 | 62.5 | 61.9 | 60.4 |
| Avg. Dist. to Rail [m] | 0.9 | 0.7 | 0.8 | 0.7 | 0.7 | 3.1 |
| Avg. Stride Freq. [Hz] | 2.3 | 2.4 | 2.4 | 2.4 | 2.4 | 2.3 |
| Avg. Stride Length [m] | 6.3 | 7.4 | 7.4 | 7.2 | 7.1 | 6.9 |



- [] Ranking at each section and finish
- .-.- No data available at this section
- NA No data available



| | |
|--------------------------------|-----------------|
| Horse/Jockey Name | Miss Bacall |
| Final Rank | 5 |
| Fastest Section Time (Section) | 0:11.20 (1000m) |
| Top Speed [km/h] (Section) | 67.2 (Overall) |
| Race State | Finished |



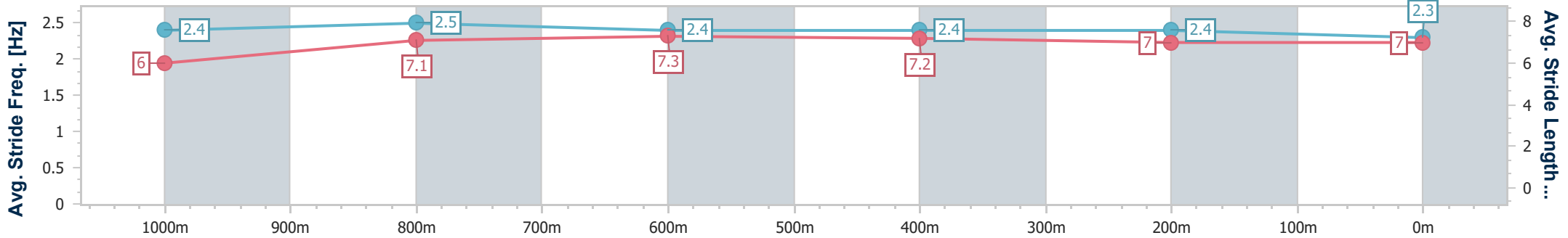
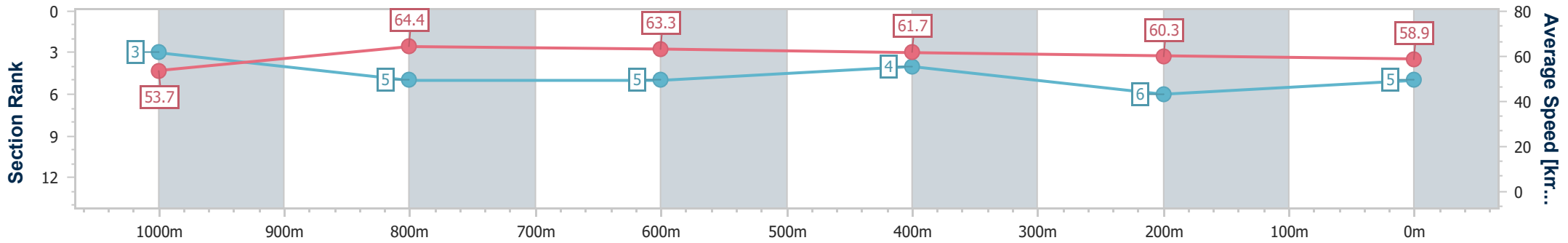
Ipswich QLD Professional
 Race 4: AUSTRALIAN INDUSTRY TRADE COLLEGE Class 1
 Handicap - 1200m



21 March 2024 - 15:29

Track Rating: Good 4, Weather: Fine, Rail Position: +6m

| Section | Overall | 1000m | 800m | 600m | 400m | 200m |
|------------------------|--------------------------|--------------------------|--------------------------|--------------------------|--------------------------|--------------------------|
| Section Times | 1:11.76 [5] (0:13.40) | 0:58.36 [3] (0:11.20) | 0:47.16 [5] (0:11.38) | 0:35.78 [5] (0:11.63) | 0:24.15 [4] (0:11.93) | 0:12.22 [6] (0:12.22) |
| Average Speed [km/h] | 53.7 | 64.4 | 63.3 | 61.7 | 60.3 | 58.9 |
| Top Speed [km/h] | 67.2 | 67.1 | 64.3 | 63.4 | 61.4 | 61.0 |
| Avg. Dist. to Rail [m] | 4.1 | 1.3 | 0.3 | 0.3 | 0.8 | 1.9 |
| Avg. Stride Freq. [Hz] | 2.4 | 2.5 | 2.4 | 2.4 | 2.4 | 2.3 |
| Avg. Stride Length [m] | 6.0 | 7.1 | 7.3 | 7.2 | 7.0 | 7.0 |



- [] Ranking at each section and finish
- .-.- No data available at this section
- NA No data available



| | |
|--------------------------------|----------------|
| Horse/Jockey Name | Vulture Street |
| Final Rank | 6 |
| Fastest Section Time (Section) | 0:11.38 (800m) |
| Top Speed [km/h] (Section) | 66.2 (Overall) |
| Race State | Finished |



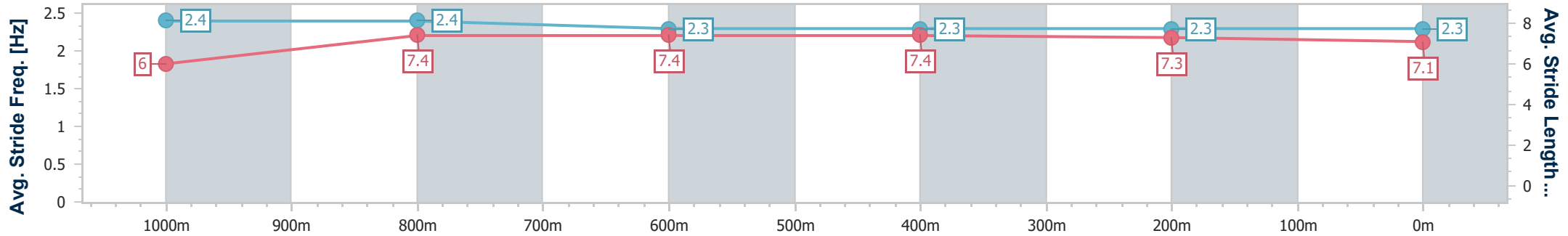
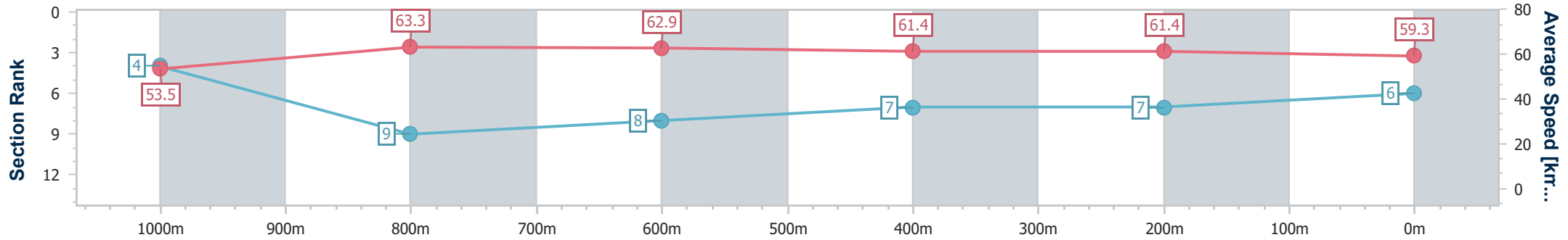
Ipswich QLD Professional
 Race 4: AUSTRALIAN INDUSTRY TRADE COLLEGE Class 1
 Handicap - 1200m



21 March 2024 - 15:29

Track Rating: Good 4, Weather: Fine, Rail Position: +6m

| Section | Overall | 1000m | 800m | 600m | 400m | 200m |
|------------------------|--------------------------|--------------------------|--------------------------|--------------------------|--------------------------|--------------------------|
| Section Times | 1:11.77 [6] (0:13.49) | 0:58.28 [4] (0:11.39) | 0:46.89 [9] (0:11.38) | 0:35.51 [8] (0:11.66) | 0:23.85 [7] (0:11.72) | 0:12.13 [7] (0:12.13) |
| Average Speed [km/h] | 53.5 | 63.3 | 62.9 | 61.4 | 61.4 | 59.3 |
| Top Speed [km/h] | 66.2 | 65.8 | 64.1 | 62.4 | 61.7 | 61.5 |
| Avg. Dist. to Rail [m] | 2.6 | 0.4 | 0.7 | 1.2 | 1.2 | 3.9 |
| Avg. Stride Freq. [Hz] | 2.4 | 2.4 | 2.3 | 2.3 | 2.3 | 2.3 |
| Avg. Stride Length [m] | 6.0 | 7.4 | 7.4 | 7.4 | 7.3 | 7.1 |



- [] Ranking at each section and finish
- .-.- No data available at this section
- NA No data available



| | |
|--------------------------------|-----------------|
| Horse/Jockey Name | Purezza |
| Final Rank | 7 |
| Fastest Section Time (Section) | 0:11.26 (1000m) |
| Top Speed [km/h] (Section) | 66.0 (Overall) |
| Race State | Finished |



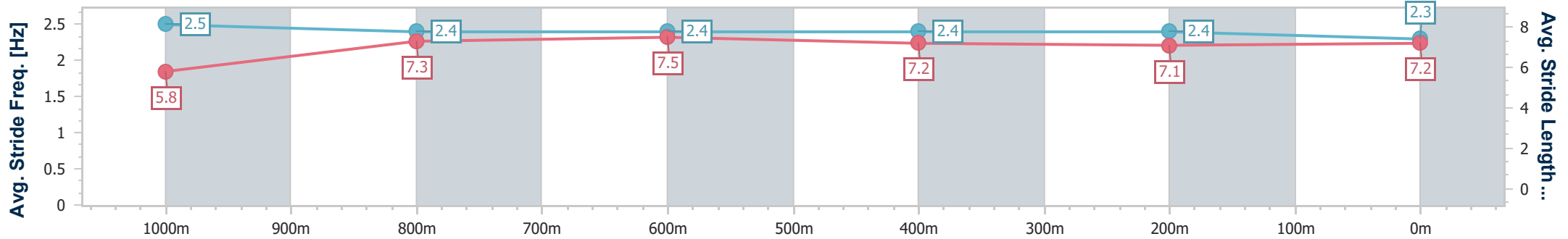
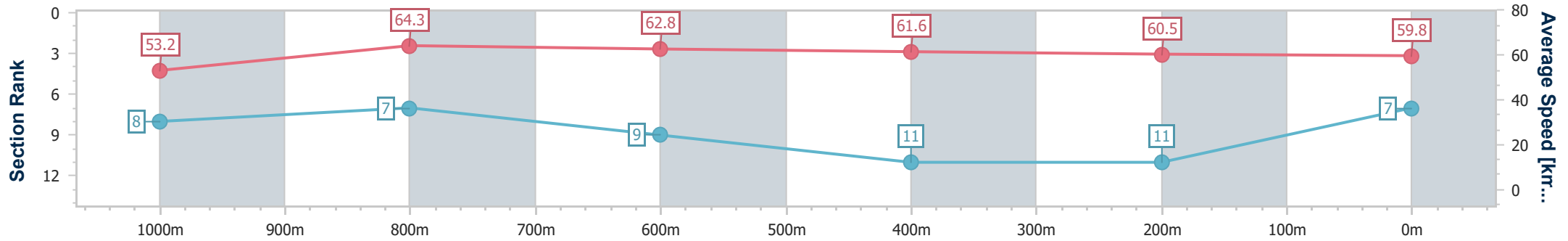
Ipswich QLD Professional
 Race 4: AUSTRALIAN INDUSTRY TRADE COLLEGE Class 1
 Handicap - 1200m



21 March 2024 - 15:29

Track Rating: Good 4, Weather: Fine, Rail Position: +6m

| Section | Overall | 1000m | 800m | 600m | 400m | 200m |
|------------------------|--------------------------|--------------------------|--------------------------|--------------------------|---------------------------|---------------------------|
| Section Times | 1:12.16 [7] (0:13.57) | 0:58.59 [8] (0:11.26) | 0:47.33 [7] (0:11.50) | 0:35.83 [9] (0:11.79) | 0:24.04 [11] (0:12.01) | 0:12.03 [11] (0:12.03) |
| Average Speed [km/h] | 53.2 | 64.3 | 62.8 | 61.6 | 60.5 | 59.8 |
| Top Speed [km/h] | 66.0 | 65.8 | 63.7 | 63.6 | 61.6 | 61.6 |
| Avg. Dist. to Rail [m] | 7.7 | 3.1 | 0.8 | 1.8 | 2.6 | 3.3 |
| Avg. Stride Freq. [Hz] | 2.5 | 2.4 | 2.4 | 2.4 | 2.4 | 2.3 |
| Avg. Stride Length [m] | 5.8 | 7.3 | 7.5 | 7.2 | 7.1 | 7.2 |



- [] Ranking at each section and finish
- .-.- No data available at this section
- NA No data available



| | |
|--------------------------------|-----------------|
| Horse/Jockey Name | Ammand |
| Final Rank | 8 |
| Fastest Section Time (Section) | 0:11.37 (1000m) |
| Top Speed [km/h] (Section) | 66.4 (Overall) |
| Race State | Finished |

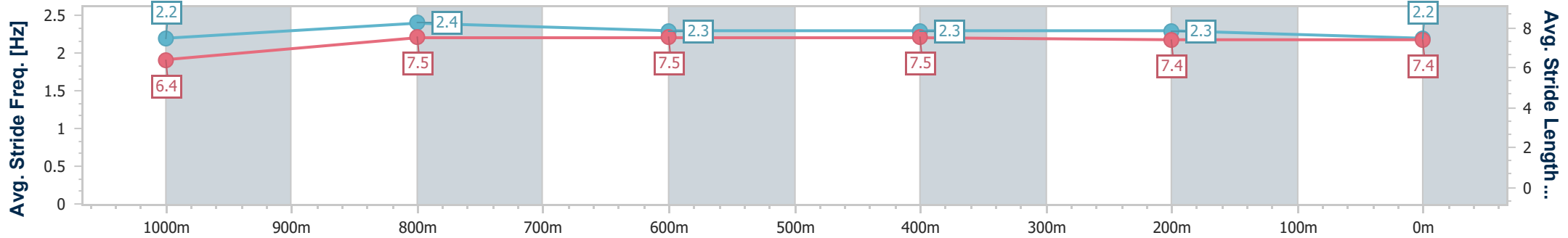
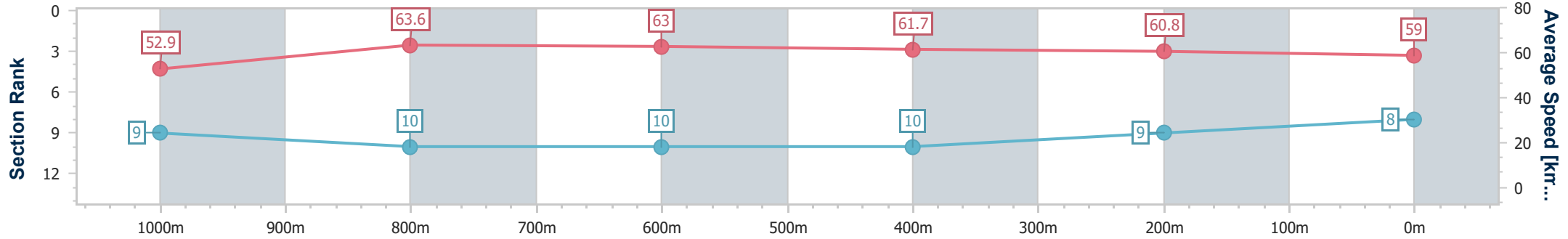


Ipswich QLD Professional
 Race 4: AUSTRALIAN INDUSTRY TRADE COLLEGE Class 1
 Handicap - 1200m
 21 March 2024 - 15:29



Track Rating: Good 4, Weather: Fine, Rail Position: +6m

| Section | Overall | 1000m | 800m | 600m | 400m | 200m |
|------------------------|--------------------------|--------------------------|---------------------------|---------------------------|---------------------------|--------------------------|
| Section Times | 1:12.17 [8] (0:13.61) | 0:58.56 [9] (0:11.37) | 0:47.19 [10] (0:11.41) | 0:35.78 [10] (0:11.72) | 0:24.06 [10] (0:11.85) | 0:12.21 [9] (0:12.21) |
| Average Speed [km/h] | 52.9 | 63.6 | 63.0 | 61.7 | 60.8 | 59.0 |
| Top Speed [km/h] | 66.4 | 65.9 | 63.5 | 63.2 | 61.3 | 60.2 |
| Avg. Dist. to Rail [m] | 5.5 | 1.1 | 0.3 | 0.4 | 0.5 | 1.1 |
| Avg. Stride Freq. [Hz] | 2.2 | 2.4 | 2.3 | 2.3 | 2.3 | 2.2 |
| Avg. Stride Length [m] | 6.4 | 7.5 | 7.5 | 7.5 | 7.4 | 7.4 |



- [] Ranking at each section and finish
- .-.- No data available at this section
- NA No data available



| | |
|--------------------------------|-----------------|
| Horse/Jockey Name | Sonny Daze |
| Final Rank | 9 |
| Fastest Section Time (Section) | 0:10.89 (1000m) |
| Top Speed [km/h] (Section) | 68.1 (1000m) |
| Race State | Finished |



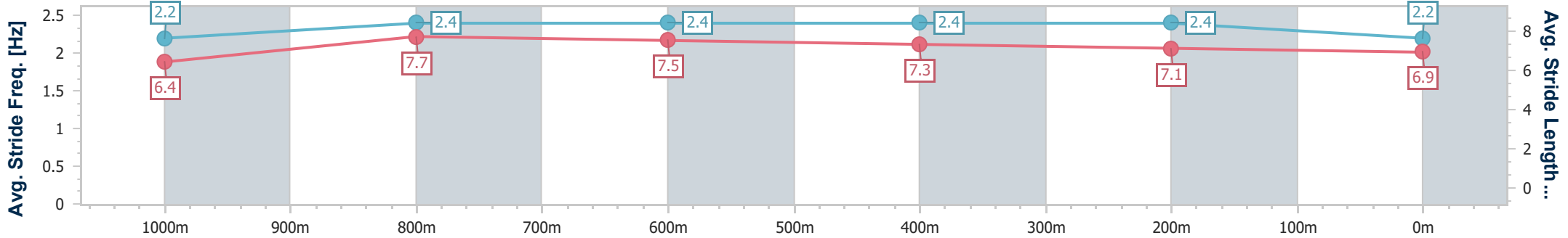
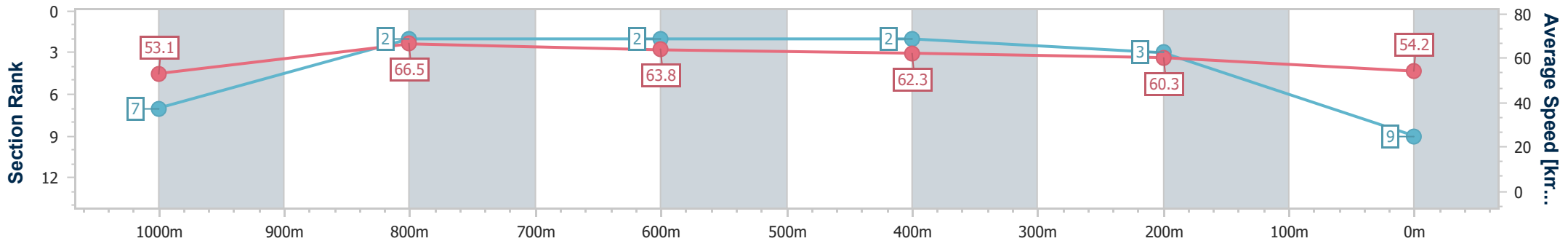
Ipswich QLD Professional
 Race 4: AUSTRALIAN INDUSTRY TRADE COLLEGE Class 1
 Handicap - 1200m



21 March 2024 - 15:29

Track Rating: Good 4, Weather: Fine, Rail Position: +6m

| Section | Overall | 1000m | 800m | 600m | 400m | 200m |
|------------------------|--------------------------|--------------------------|--------------------------|--------------------------|--------------------------|--------------------------|
| Section Times | 1:12.45 [9] (0:13.55) | 0:58.90 [7] (0:10.89) | 0:48.01 [2] (0:11.27) | 0:36.74 [2] (0:11.50) | 0:25.24 [2] (0:11.95) | 0:13.29 [3] (0:13.29) |
| Average Speed [km/h] | 53.1 | 66.5 | 63.8 | 62.3 | 60.3 | 54.2 |
| Top Speed [km/h] | 64.8 | 68.1 | 64.7 | 62.8 | 62.1 | 59.0 |
| Avg. Dist. to Rail [m] | 6.4 | 3.0 | 0.6 | 1.0 | 1.1 | 2.9 |
| Avg. Stride Freq. [Hz] | 2.2 | 2.4 | 2.4 | 2.4 | 2.4 | 2.2 |
| Avg. Stride Length [m] | 6.4 | 7.7 | 7.5 | 7.3 | 7.1 | 6.9 |



- [] Ranking at each section and finish
- .-.- No data available at this section
- NA No data available



| | |
|--------------------------------|-----------------|
| Horse/Jockey Name | Epauescent |
| Final Rank | 10 |
| Fastest Section Time (Section) | 0:10.97 (1000m) |
| Top Speed [km/h] (Section) | 68.2 (1000m) |
| Race State | Finished |



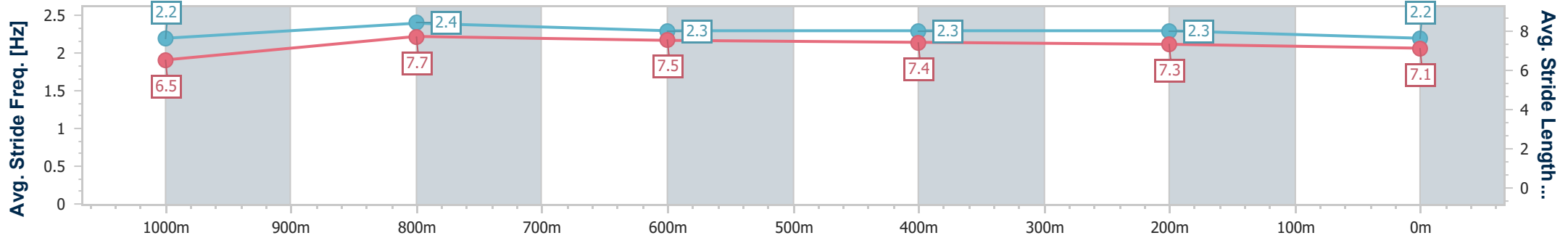
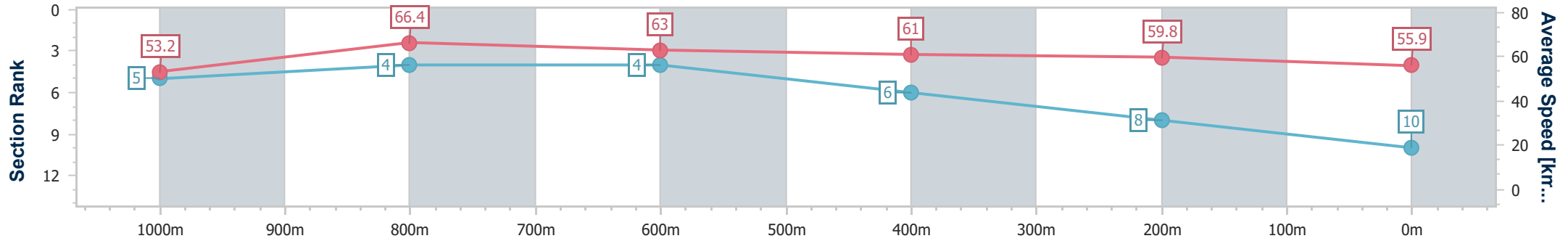
Ipswich QLD Professional
 Race 4: AUSTRALIAN INDUSTRY TRADE COLLEGE Class 1
 Handicap - 1200m



21 March 2024 - 15:29

Track Rating: Good 4, Weather: Fine, Rail Position: +6m

| Section | Overall | 1000m | 800m | 600m | 400m | 200m |
|------------------------|---------------------------|--------------------------|--------------------------|--------------------------|--------------------------|--------------------------|
| Section Times | 1:12.75 [10] (0:13.51) | 0:59.24 [5] (0:10.97) | 0:48.27 [4] (0:11.45) | 0:36.82 [4] (0:11.85) | 0:24.97 [6] (0:12.07) | 0:12.90 [8] (0:12.90) |
| Average Speed [km/h] | 53.2 | 66.4 | 63.0 | 61.0 | 59.8 | 55.9 |
| Top Speed [km/h] | 67.1 | 68.2 | 64.4 | 62.3 | 60.2 | 59.4 |
| Avg. Dist. to Rail [m] | 9.0 | 4.2 | 0.5 | 1.3 | 2.3 | 5.2 |
| Avg. Stride Freq. [Hz] | 2.2 | 2.4 | 2.3 | 2.3 | 2.3 | 2.2 |
| Avg. Stride Length [m] | 6.5 | 7.7 | 7.5 | 7.4 | 7.3 | 7.1 |



- [] Ranking at each section and finish
- .-.- No data available at this section
- NA No data available



| | |
|--------------------------------|-----------------|
| Horse/Jockey Name | Zoraydah |
| Final Rank | 11 |
| Fastest Section Time (Section) | 0:11.20 (1000m) |
| Top Speed [km/h] (Section) | 66.3 (1000m) |
| Race State | Finished |



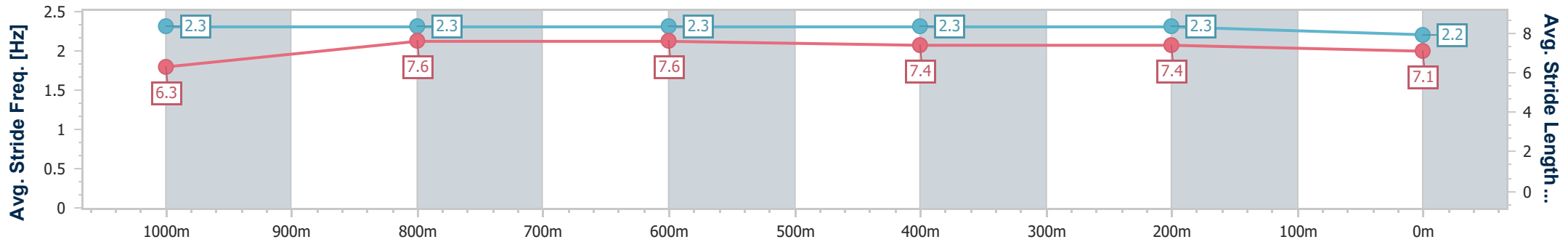
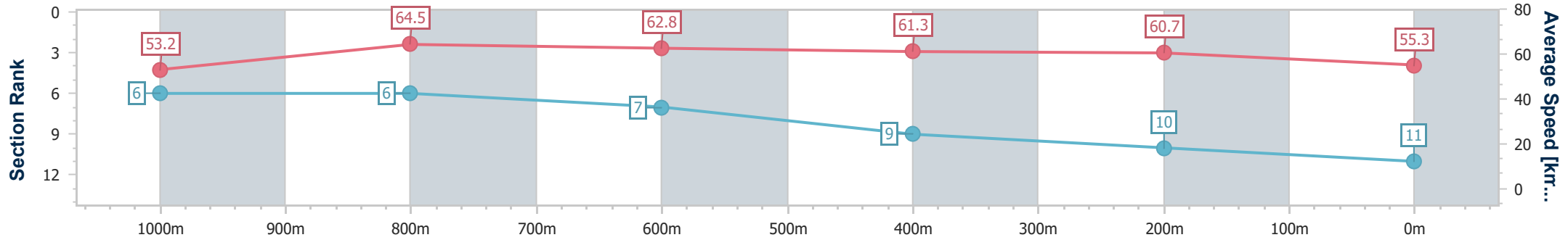
Ipswich QLD Professional
 Race 4: AUSTRALIAN INDUSTRY TRADE COLLEGE Class 1
 Handicap - 1200m



21 March 2024 - 15:29

Track Rating: Good 4, Weather: Fine, Rail Position: +6m

| Section | Overall | 1000m | 800m | 600m | 400m | 200m |
|------------------------|---------------------------|--------------------------|--------------------------|--------------------------|--------------------------|---------------------------|
| Section Times | 1:13.00 [11] (0:13.53) | 0:59.47 [6] (0:11.20) | 0:48.27 [6] (0:11.46) | 0:36.81 [7] (0:11.84) | 0:24.97 [9] (0:11.95) | 0:13.02 [10] (0:13.02) |
| Average Speed [km/h] | 53.2 | 64.5 | 62.8 | 61.3 | 60.7 | 55.3 |
| Top Speed [km/h] | 66.0 | 66.3 | 63.8 | 62.3 | 61.6 | 59.4 |
| Avg. Dist. to Rail [m] | 6.8 | 2.0 | 0.5 | 1.4 | 3.0 | 5.8 |
| Avg. Stride Freq. [Hz] | 2.3 | 2.3 | 2.3 | 2.3 | 2.3 | 2.2 |
| Avg. Stride Length [m] | 6.3 | 7.6 | 7.6 | 7.4 | 7.4 | 7.1 |



- [] Ranking at each section and finish
- .-.- No data available at this section
- NA No data available