



**Ipswich QLD Professional**  
**Race 1: FOLLOW @IPSWICHTURFCLUB BENCHMARK 65 Handicap - 2180m**  
**21 March 2024 - 13:35**



Track Rating: Good 4, Weather: Fine, Rail Position: +6m

Section		Overall	2000m	1800m	1600m	1400m	1200m	1000m	Last 600m				
Field Times		2:17.39 (0:13.35)	2:04.04 (0:11.85)	1:52.19 (0:12.41)	1:39.78 (0:12.78)	1:27.00 (0:12.32)	1:14.68 (0:13.00)	1:01.68 (0:12.65)	0:36.74				
Rank	TAB Horse/Jockey	Barrier	Top Speed [km/h]	Fastest Section									Distance Travelled [m]
1	6 ALIRAAJ Jason Taylor	6	62.8 Overall	0:11.81 2000m	2:17.39 [1] (0:13.60)	2:03.79 [3] (0:11.81)	1:51.98 [3] (0:12.53)	1:39.45 [3] (0:13.00)	1:26.45 [4] (0:12.40)	1:14.05 [4] (0:12.84)	1:01.21 [4] (0:12.45)	0:36.74	
2	7 WINTER THORN Bailey Wheeler	7	62.4 2000m	0:11.89 2000m	2:17.47 [2] (0:13.79)	2:03.68 [5] (0:11.89)	1:51.79 [5] (0:12.59)	1:39.20 [6] (0:12.12)	1:27.08 [1] (0:12.32)	1:14.76 [1] (0:13.00)	1:01.76 [1] (0:12.65)	0:36.81	-2
3	4 PAPAL MISS Sean Cormack	4	62.1 2000m	0:11.99 400m	2:17.51 [3] (0:13.90)	2:03.61 [7] (0:12.16)	1:51.45 [8] (0:12.54)	1:38.91 [8] (0:12.76)	1:26.15 [7] (0:12.33)	1:13.82 [7] (0:12.82)	1:01.00 [7] (0:12.72)	0:36.28	+1
4	2 MOUNT ZION Rikki Jamieson	2	62.8 2000m	0:11.90 800m	2:17.54 [4] (0:14.08)	2:03.46 [8] (0:11.92)	1:51.54 [7] (0:12.52)	1:39.02 [7] (0:13.08)	1:25.94 [8] (0:12.30)	1:13.64 [8] (0:12.85)	1:00.79 [8] (0:12.52)	0:36.37	-2
5	8 WINSTON BLUE Micheal Hellyer	8	64.7 Overall	0:11.98 2000m	2:18.25 [5] (0:13.72)	2:04.53 [4] (0:11.98)	1:52.55 [6] (0:12.53)	1:40.02 [5] (0:12.95)	1:27.07 [6] (0:12.40)	1:14.67 [6] (0:12.86)	1:01.81 [6] (0:12.51)	0:37.27	+1
6	1 VAN GOGH Sophie Wilcock	1	61.9 Overall	0:11.79 2000m	2:18.31 [6] (0:13.41)	2:04.90 [2] (0:11.79)	1:53.11 [1] (0:12.41)	1:40.70 [1] (0:12.96)	1:27.74 [2] (0:12.44)	1:15.30 [2] (0:12.90)	1:02.40 [2] (0:12.65)	0:37.55	-3
7	5 VACATION LEAVE Elione Chaves	5	64.7 2000m	0:11.72 2000m	2:18.35 [7] (0:13.84)	2:04.51 [6] (0:11.72)	1:52.79 [4] (0:12.50)	1:40.29 [4] (0:12.93)	1:27.36 [5] (0:12.42)	1:14.94 [5] (0:12.81)	1:02.13 [5] (0:12.95)	0:37.23	+7
8	3 NEVER BIRD Corey Bayliss	3	61.2 Overall	0:11.93 2000m	2:18.38 [8] (0:13.35)	2:05.03 [1] (0:11.93)	1:53.10 [2] (0:12.48)	1:40.62 [2] (0:12.96)	1:27.66 [3] (0:12.47)	1:15.19 [3] (0:12.81)	1:02.38 [3] (0:12.92)	0:37.30	+5

[ ] Ranking at each section and finish  
 -:-:- No data available at this section  
 NA No data available

SCN Saddle cloth number  
 DNF Did not finish  
 DNT Did not track



# Ipswich QLD Professional

## Race 1: FOLLOW @IPSWICHTURFCLUB BENCHMARK 65 Handicap - 2180m

21 March 2024 - 13:35



Track Rating: Good 4, Weather: Fine, Rail Position: +6m

Section				800m	600m	400m	200m	Last 600m				
Field Times				0:49.03 (0:12.29)	0:36.74 (0:11.98)	0:24.76 (0:12.16)	0:12.60 (0:12.60)	0:36.74				
Rank	TAB	Horse/Jockey	Barrier	Top Speed [km/h]	Fastest Section	Margin				Distance Travelled [m]		
1	6	<b>ALIRAAJ</b> Jason Taylor	6	62.8 Overall	0:11.81 2000m	0:48.76 [3] (0:12.02)	0:36.74 [1] (0:12.02)	0:24.72 [2] (0:12.12)	0:12.60 [1] (0:12.60)	2:17.39	0:36.74	
2	7	<b>WINTER THORN</b> Bailey Wheeler	7	62.4 2000m	0:11.89 2000m	0:49.11 [1] (0:12.30)	0:36.81 [2] (0:11.97)	0:24.84 [1] (0:12.26)	0:12.58 [2] (0:12.58)	0.08L	0:36.81	-2
3	4	<b>PAPAL MISS</b> Sean Cormack	4	62.1 2000m	0:11.99 400m	0:48.28 [7] (0:12.00)	0:36.28 [8] (0:12.11)	0:24.17 [8] (0:11.99)	0:12.18 [4] (0:12.18)	0.04L	0:36.28	+1
4	2	<b>MOUNT ZION</b> Rikki Jamieson	2	62.8 2000m	0:11.90 800m	0:48.27 [8] (0:11.90)	0:36.37 [7] (0:11.97)	0:24.40 [4] (0:12.16)	0:12.24 [3] (0:12.24)	0.03L	0:36.37	-2
5	8	<b>WINSTON BLUE</b> Micheal Hellyer	8	64.7 Overall	0:11.98 2000m	0:49.30 [5] (0:12.03)	0:37.27 [4] (0:12.18)	0:25.09 [5] (0:12.33)	0:12.76 [6] (0:12.76)	0.71L	0:37.27	+1
6	1	<b>VAN GOGH</b> Sophie Wilcock	1	61.9 Overall	0:11.79 2000m	0:49.75 [2] (0:12.20)	0:37.55 [3] (0:12.22)	0:25.33 [3] (0:12.44)	0:12.89 [5] (0:12.89)	0.06L	0:37.55	-3
7	5	<b>VACATION LEAVE</b> Elione Chaves	5	64.7 2000m	0:11.72 2000m	0:49.18 [6] (0:11.95)	0:37.23 [6] (0:12.14)	0:25.09 [7] (0:12.36)	0:12.73 [7] (0:12.73)	0.04L	0:37.23	+7
8	3	<b>NEVER BIRD</b> Corey Bayliss	3	61.2 Overall	0:11.93 2000m	0:49.46 [4] (0:12.16)	0:37.30 [5] (0:12.15)	0:25.15 [6] (0:12.58)	0:12.57 [8] (0:12.57)	0.03L	0:37.30	+5



Horse/Jockey Name	Aliraaj
Final Rank	1
Fastest Section Time (Section)	0:11.81 (2000m)
Top Speed [km/h] (Section)	62.8 (Overall)
Race State	Finished

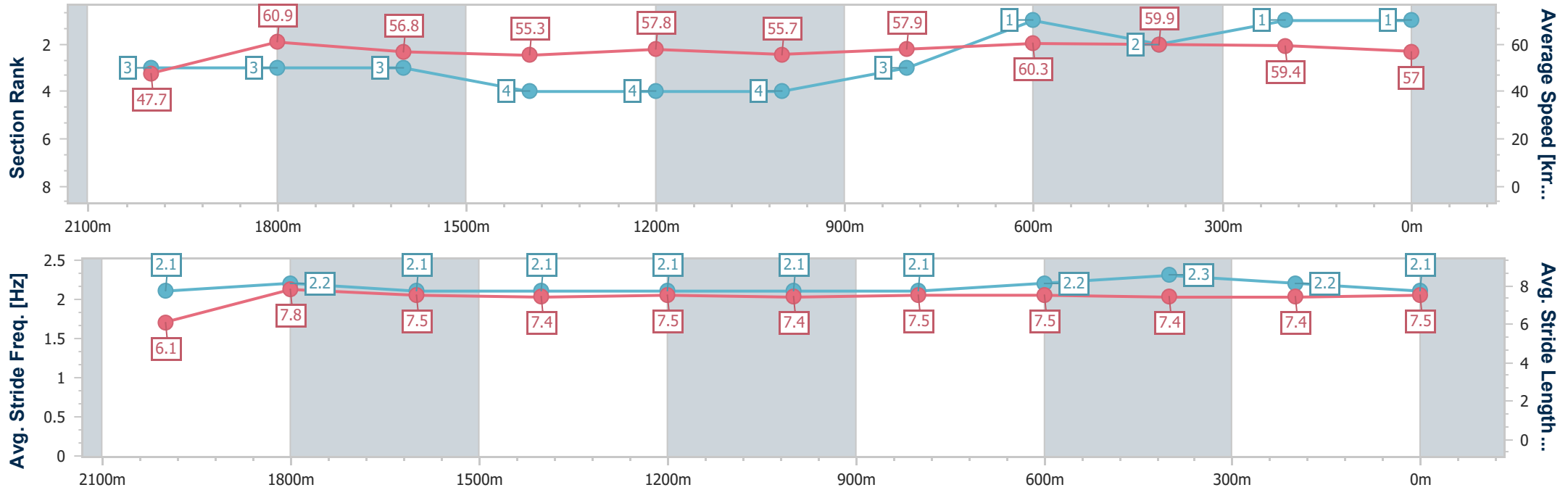


Ipswich QLD Professional  
 Race 1: FOLLOW @IPSWICHTURFCLUB BENCHMARK 65  
 Handicap - 2180m  
 21 March 2024 - 13:35



Track Rating: Good 4, Weather: Fine, Rail Position: +6m

Section	Overall	2000m	1800m	1600m	1400m	1200m	1000m	800m	600m	400m	200m
Section Times	2:17.39 [1] (0:13.60)	2:03.79 [3] (0:11.81)	1:51.98 [3] (0:12.53)	1:39.45 [3] (0:13.00)	1:26.45 [4] (0:12.40)	1:14.05 [4] (0:12.84)	1:01.21 [4] (0:12.45)	0:48.76 [3] (0:12.02)	0:36.74 [1] (0:12.02)	0:24.72 [2] (0:12.12)	0:12.60 [1] (0:12.60)
Average Speed [km/h]	47.7	60.9	56.8	55.3	57.8	55.7	57.9	60.3	59.9	59.4	57.0
Top Speed [km/h]	62.8	62.3	59.7	58.0	58.5	58.2	59.0	61.7	60.8	59.7	58.6
Avg. Dist. to Rail [m]	1.7	1.2	1.6	1.2	1.4	1.1	0.3	1.0	1.0	0.4	0.8
Avg. Stride Freq. [Hz]	2.1	2.2	2.1	2.1	2.1	2.1	2.1	2.2	2.3	2.2	2.1
Avg. Stride Length [m]	6.1	7.8	7.5	7.4	7.5	7.4	7.5	7.5	7.4	7.4	7.5



- [ ] Ranking at each section and finish
- .-.- No data available at this section
- NA No data available



Horse/Jockey Name	Winter Thorn
Final Rank	2
Fastest Section Time (Section)	0:11.89 (2000m)
Top Speed [km/h] (Section)	62.4 (2000m)
Race State	Finished

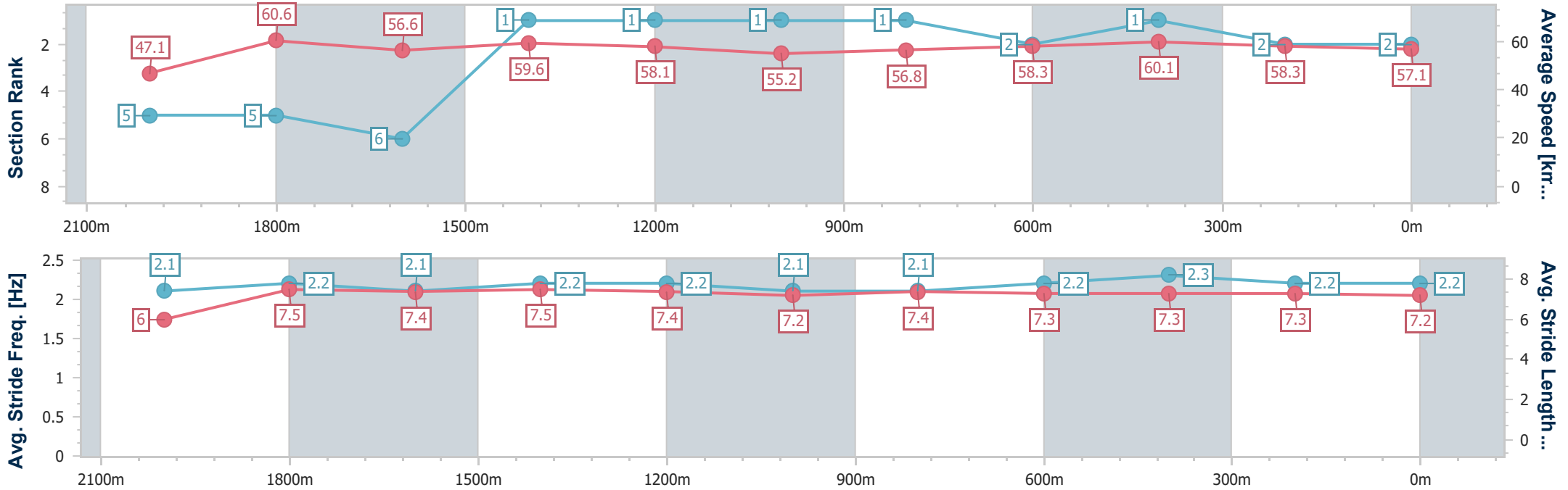


Ipswich QLD Professional  
 Race 1: FOLLOW @IPSWICHTURFCLUB BENCHMARK 65  
 Handicap - 2180m  
 21 March 2024 - 13:35



Track Rating: Good 4, Weather: Fine, Rail Position: +6m

Section	Overall	2000m	1800m	1600m	1400m	1200m	1000m	800m	600m	400m	200m
Section Times	2:17.47 [2] (0:13.79)	2:03.68 [5] (0:11.89)	1:51.79 [5] (0:12.59)	1:39.20 [6] (0:12.12)	1:27.08 [1] (0:12.32)	1:14.76 [1] (0:13.00)	1:01.76 [1] (0:12.65)	0:49.11 [1] (0:12.30)	0:36.81 [2] (0:11.97)	0:24.84 [1] (0:12.26)	0:12.58 [2] (0:12.58)
Average Speed [km/h]	47.1	60.6	56.6	59.6	58.1	55.2	56.8	58.3	60.1	58.3	57.1
Top Speed [km/h]	61.5	62.4	59.8	62.2	61.5	55.8	57.2	60.9	61.0	59.0	58.2
Avg. Dist. to Rail [m]	2.6	0.5	0.8	0.5	1.1	0.6	0.4	0.6	1.0	1.3	0.4
Avg. Stride Freq. [Hz]	2.1	2.2	2.1	2.2	2.2	2.1	2.1	2.2	2.3	2.2	2.2
Avg. Stride Length [m]	6.0	7.5	7.4	7.5	7.4	7.2	7.4	7.3	7.3	7.3	7.2



- [ ] Ranking at each section and finish
- .-.- No data available at this section
- NA No data available



Horse/Jockey Name	Papal Miss
Final Rank	3
Fastest Section Time (Section)	0:11.99 (400m)
Top Speed [km/h] (Section)	62.1 (2000m)
Race State	Finished

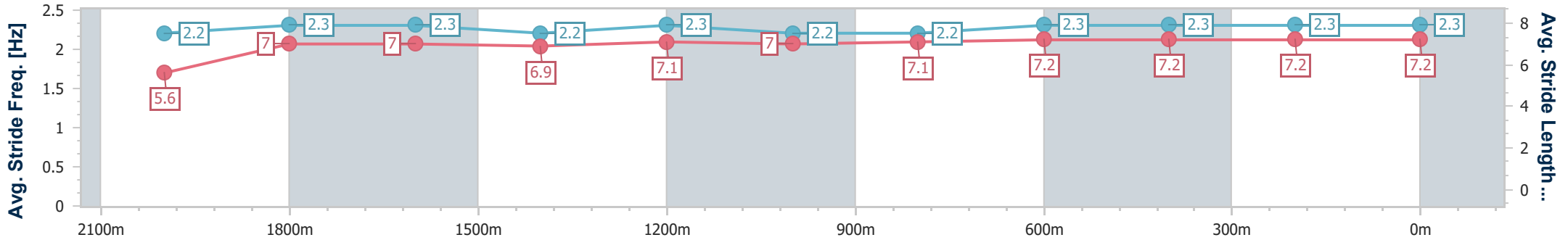
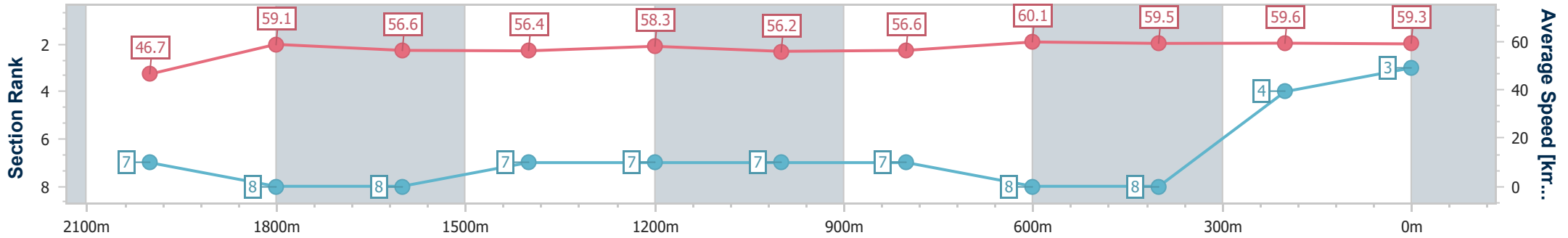


Ipswich QLD Professional  
 Race 1: FOLLOW @IPSWICHTURFCLUB BENCHMARK 65  
 Handicap - 2180m  
 21 March 2024 - 13:35



Track Rating: Good 4, Weather: Fine, Rail Position: +6m

Section	Overall	2000m	1800m	1600m	1400m	1200m	1000m	800m	600m	400m	200m
Section Times	2:17.51 [3] (0:13.90)	2:03.61 [7] (0:12.16)	1:51.45 [8] (0:12.54)	1:38.91 [8] (0:12.76)	1:26.15 [7] (0:12.33)	1:13.82 [7] (0:12.82)	1:01.00 [7] (0:12.72)	0:48.28 [7] (0:12.00)	0:36.28 [8] (0:12.11)	0:24.17 [8] (0:11.99)	0:12.18 [4] (0:12.18)
Average Speed [km/h]	46.7	59.1	56.6	56.4	58.3	56.2	56.6	60.1	59.5	59.6	59.3
Top Speed [km/h]	62.0	62.1	59.5	57.7	59.2	57.9	58.4	61.0	60.8	60.6	60.4
Avg. Dist. to Rail [m]	3.4	0.3	1.7	0.7	0.4	0.5	0.9	0.4	0.6	0.9	2.3
Avg. Stride Freq. [Hz]	2.2	2.3	2.3	2.2	2.3	2.2	2.2	2.3	2.3	2.3	2.3
Avg. Stride Length [m]	5.6	7.0	7.0	6.9	7.1	7.0	7.1	7.2	7.2	7.2	7.2



- [ ] Ranking at each section and finish
- .-.- No data available at this section
- NA No data available



Horse/Jockey Name	Mount Zion
Final Rank	4
Fastest Section Time (Section)	0:11.90 (800m)
Top Speed [km/h] (Section)	62.8 (2000m)
Race State	Finished

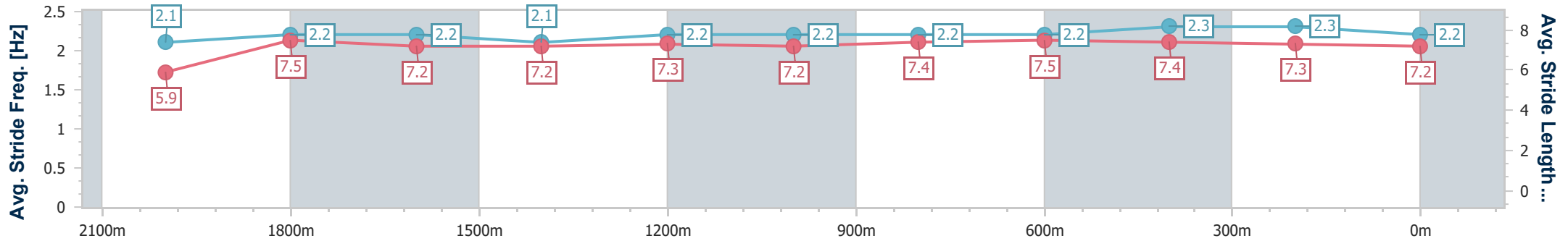
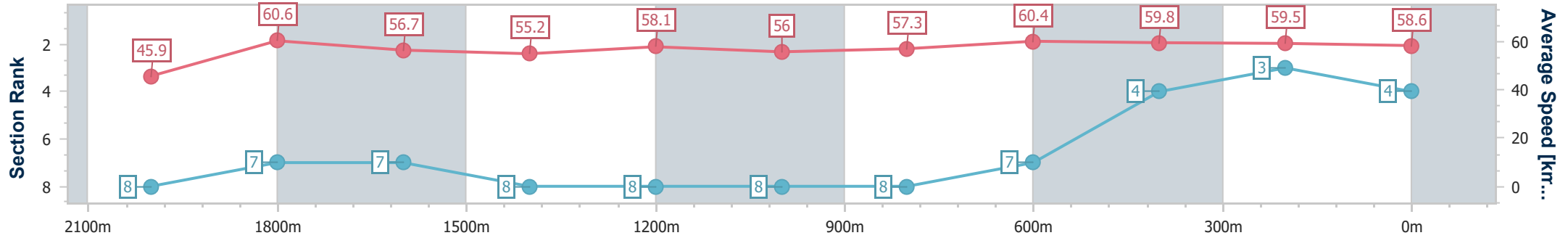


Ipswich QLD Professional  
 Race 1: FOLLOW @IPSWICHTURFCLUB BENCHMARK 65  
 Handicap - 2180m  
 21 March 2024 - 13:35



Track Rating: Good 4, Weather: Fine, Rail Position: +6m

Section	Overall	2000m	1800m	1600m	1400m	1200m	1000m	800m	600m	400m	200m
Section Times	2:17.54 [4] (0:14.08)	2:03.46 [8] (0:11.92)	1:51.54 [7] (0:12.52)	1:39.02 [7] (0:13.08)	1:25.94 [8] (0:12.30)	1:13.64 [8] (0:12.85)	1:00.79 [8] (0:12.52)	0:48.27 [8] (0:11.90)	0:36.37 [7] (0:11.97)	0:24.40 [4] (0:12.16)	0:12.24 [3] (0:12.24)
Average Speed [km/h]	45.9	60.6	56.7	55.2	58.1	56.0	57.3	60.4	59.8	59.5	58.6
Top Speed [km/h]	61.1	62.8	59.1	56.1	59.3	57.2	58.9	61.2	61.6	60.1	60.0
Avg. Dist. to Rail [m]	4.0	0.7	1.6	1.5	1.2	0.6	0.3	0.7	0.6	1.3	3.7
Avg. Stride Freq. [Hz]	2.1	2.2	2.2	2.1	2.2	2.2	2.2	2.2	2.3	2.3	2.2
Avg. Stride Length [m]	5.9	7.5	7.2	7.2	7.3	7.2	7.4	7.5	7.4	7.3	7.2



- [ ] Ranking at each section and finish
- .-.- No data available at this section
- NA No data available



Horse/Jockey Name	Winston Blue
Final Rank	5
Fastest Section Time (Section)	0:11.98 (2000m)
Top Speed [km/h] (Section)	64.7 (Overall)
Race State	Finished

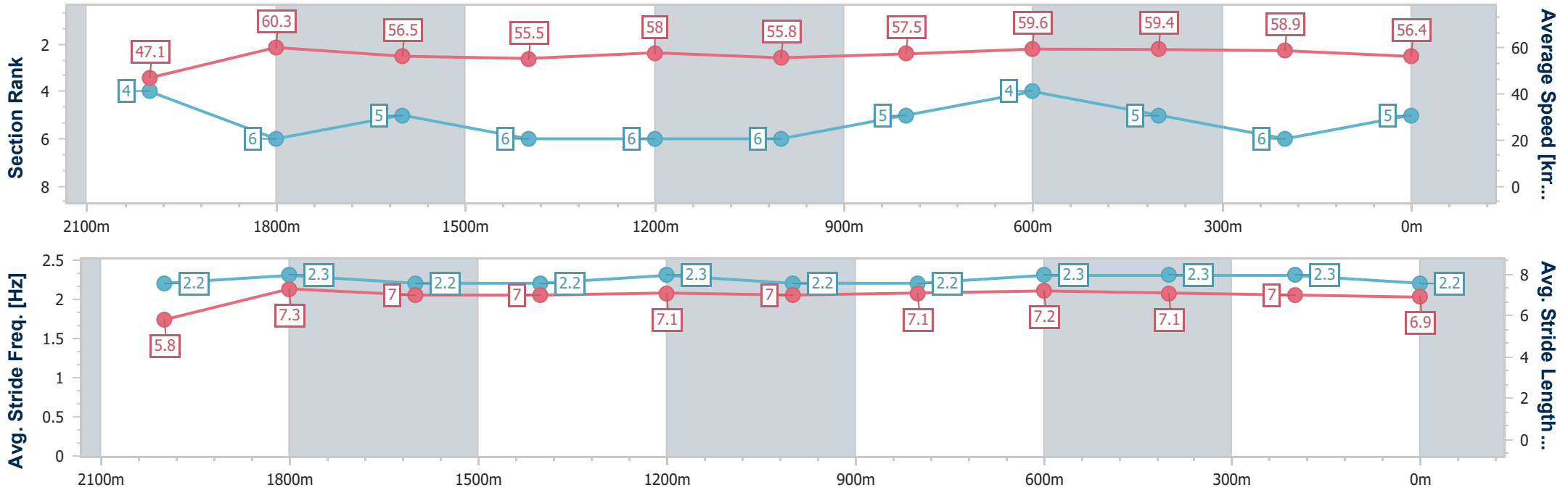


Ipswich QLD Professional  
 Race 1: FOLLOW @IPSWICHTURFCLUB BENCHMARK 65  
 Handicap - 2180m  
 21 March 2024 - 13:35



Track Rating: Good 4, Weather: Fine, Rail Position: +6m

Section	Overall	2000m	1800m	1600m	1400m	1200m	1000m	800m	600m	400m	200m
Section Times	2:18.25 [5] (0:13.72)	2:04.53 [4] (0:11.98)	1:52.55 [6] (0:12.53)	1:40.02 [5] (0:12.95)	1:27.07 [6] (0:12.40)	1:14.67 [6] (0:12.86)	1:01.81 [6] (0:12.51)	0:49.30 [5] (0:12.03)	0:37.27 [4] (0:12.18)	0:25.09 [5] (0:12.33)	0:12.76 [6] (0:12.76)
Average Speed [km/h]	47.1	60.3	56.5	55.5	58.0	55.8	57.5	59.6	59.4	58.9	56.4
Top Speed [km/h]	64.7	62.5	59.4	57.6	59.0	57.1	59.6	60.5	59.8	59.4	58.2
Avg. Dist. to Rail [m]	1.3	1.4	1.7	1.3	1.2	0.7	0.3	0.3	0.7	2.6	4.6
Avg. Stride Freq. [Hz]	2.2	2.3	2.2	2.2	2.3	2.2	2.2	2.3	2.3	2.3	2.2
Avg. Stride Length [m]	5.8	7.3	7.0	7.0	7.1	7.0	7.1	7.2	7.1	7.0	6.9



- [ ] Ranking at each section and finish
- .-.- No data available at this section
- NA No data available



Horse/Jockey Name	Van Gogh
Final Rank	6
Fastest Section Time (Section)	0:11.79 (2000m)
Top Speed [km/h] (Section)	61.9 (Overall)
Race State	Finished

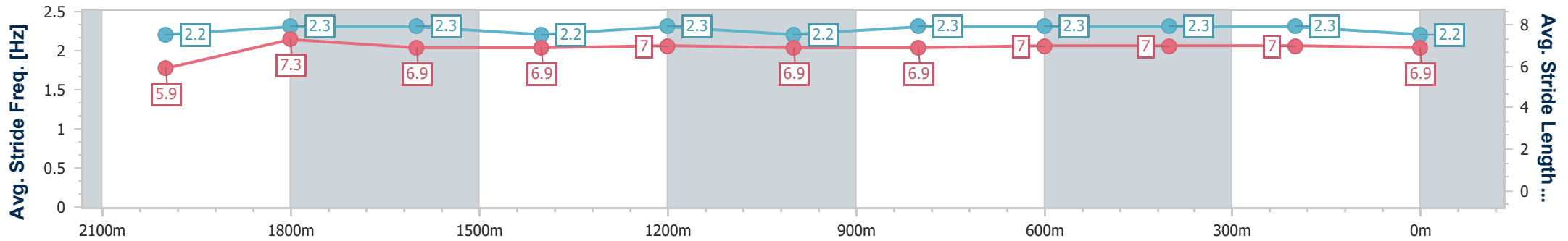
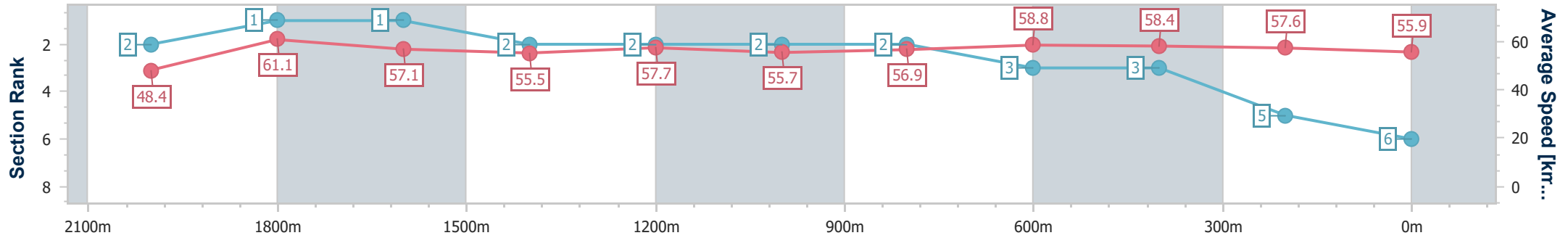


Ipswich QLD Professional  
 Race 1: FOLLOW @IPSWICHTURFCLUB BENCHMARK 65  
 Handicap - 2180m  
 21 March 2024 - 13:35



Track Rating: Good 4, Weather: Fine, Rail Position: +6m

Section	Overall	2000m	1800m	1600m	1400m	1200m	1000m	800m	600m	400m	200m
Section Times	2:18.31 [6] (0:13.41)	2:04.90 [2] (0:11.79)	1:53.11 [1] (0:12.41)	1:40.70 [1] (0:12.96)	1:27.74 [2] (0:12.44)	1:15.30 [2] (0:12.90)	1:02.40 [2] (0:12.65)	0:49.75 [2] (0:12.20)	0:37.55 [3] (0:12.22)	0:25.33 [3] (0:12.44)	0:12.89 [5] (0:12.89)
Average Speed [km/h]	48.4	61.1	57.1	55.5	57.7	55.7	56.9	58.8	58.4	57.6	55.9
Top Speed [km/h]	61.9	61.8	61.7	58.5	58.9	57.5	57.9	60.9	60.8	58.8	58.5
Avg. Dist. to Rail [m]	1.7	1.5	1.8	1.4	1.0	0.4	0.6	0.9	1.1	1.2	0.8
Avg. Stride Freq. [Hz]	2.2	2.3	2.3	2.2	2.3	2.2	2.3	2.3	2.3	2.3	2.2
Avg. Stride Length [m]	5.9	7.3	6.9	6.9	7.0	6.9	6.9	7.0	7.0	7.0	6.9



- [ ] Ranking at each section and finish
- .-.- No data available at this section
- NA No data available





Horse/Jockey Name	Vacation Leave
Final Rank	7
Fastest Section Time (Section)	0:11.72 (2000m)
Top Speed [km/h] (Section)	64.7 (2000m)
Race State	Finished

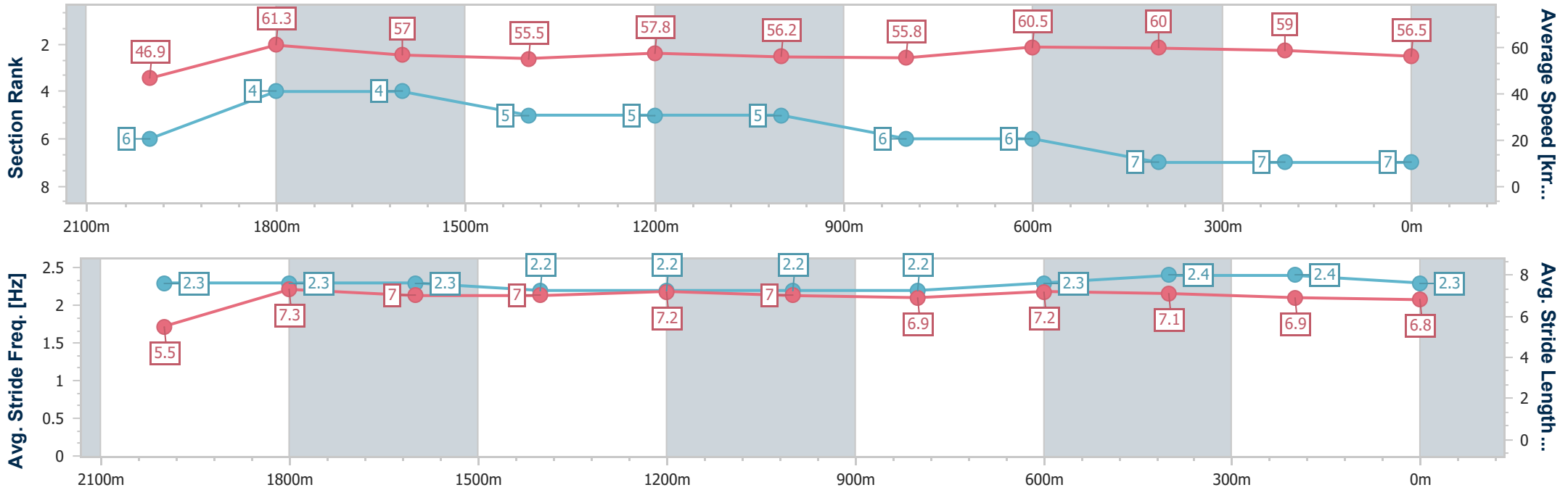


Ipswich QLD Professional  
 Race 1: FOLLOW @IPSWICHTURFCLUB BENCHMARK 65  
 Handicap - 2180m  
 21 March 2024 - 13:35



Track Rating: Good 4, Weather: Fine, Rail Position: +6m

Section	Overall	2000m	1800m	1600m	1400m	1200m	1000m	800m	600m	400m	200m
Section Times	2:18.35 [7] (0:13.84)	2:04.51 [6] (0:11.72)	1:52.79 [4] (0:12.50)	1:40.29 [4] (0:12.93)	1:27.36 [5] (0:12.42)	1:14.94 [5] (0:12.81)	1:02.13 [5] (0:12.95)	0:49.18 [6] (0:11.95)	0:37.23 [6] (0:12.14)	0:25.09 [7] (0:12.36)	0:12.73 [7] (0:12.73)
Average Speed [km/h]	46.9	61.3	57.0	55.5	57.8	56.2	55.8	60.5	60.0	59.0	56.5
Top Speed [km/h]	64.0	64.7	59.9	57.8	59.4	57.2	57.3	62.4	61.5	59.8	58.7
Avg. Dist. to Rail [m]	3.5	0.3	1.2	1.2	1.1	0.5	1.3	1.1	3.0	4.1	5.8
Avg. Stride Freq. [Hz]	2.3	2.3	2.3	2.2	2.2	2.2	2.2	2.3	2.4	2.4	2.3
Avg. Stride Length [m]	5.5	7.3	7.0	7.0	7.2	7.0	6.9	7.2	7.1	6.9	6.8



- [ ] Ranking at each section and finish
- .-.- No data available at this section
- NA No data available



Horse/Jockey Name	Never Bird
Final Rank	8
Fastest Section Time (Section)	0:11.93 (2000m)
Top Speed [km/h] (Section)	61.2 (Overall)
Race State	Finished

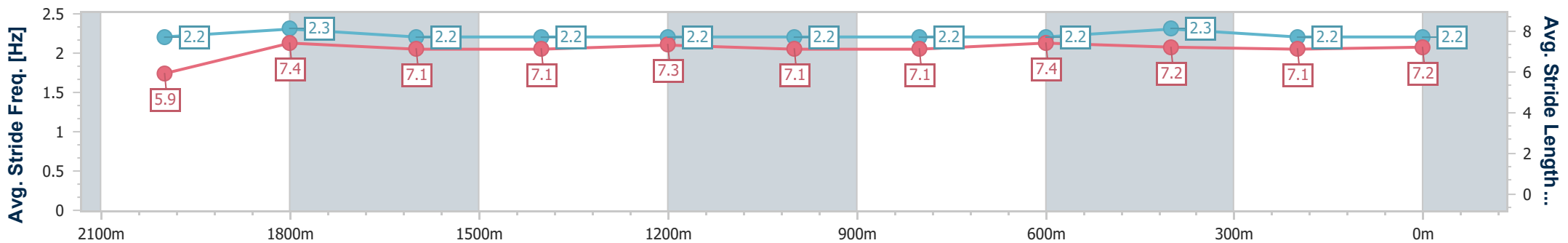
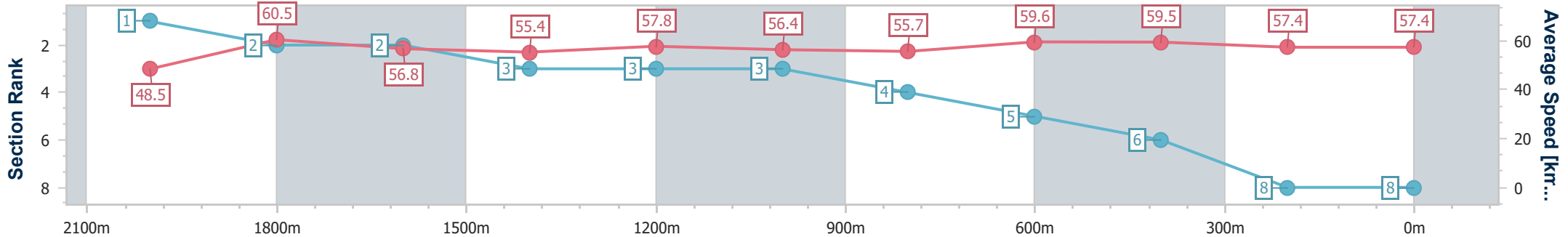


Ipswich QLD Professional  
 Race 1: FOLLOW @IPSWICHTURFCLUB BENCHMARK 65  
 Handicap - 2180m  
 21 March 2024 - 13:35



Track Rating: Good 4, Weather: Fine, Rail Position: +6m

Section	Overall	2000m	1800m	1600m	1400m	1200m	1000m	800m	600m	400m	200m
Section Times	2:18.38 [8] (0:13.35)	2:05.03 [1] (0:11.93)	1:53.10 [2] (0:12.48)	1:40.62 [2] (0:12.96)	1:27.66 [3] (0:12.47)	1:15.19 [3] (0:12.81)	1:02.38 [3] (0:12.92)	0:49.46 [4] (0:12.16)	0:37.30 [5] (0:12.15)	0:25.15 [6] (0:12.58)	0:12.57 [8] (0:12.57)
Average Speed [km/h]	48.5	60.5	56.8	55.4	57.8	56.4	55.7	59.6	59.5	57.4	57.4
Top Speed [km/h]	61.2	61.2	59.2	57.7	58.9	57.7	57.5	60.3	60.4	58.8	58.1
Avg. Dist. to Rail [m]	4.5	0.6	1.5	0.6	0.4	0.7	1.1	0.8	1.6	2.1	0.8
Avg. Stride Freq. [Hz]	2.2	2.3	2.2	2.2	2.2	2.2	2.2	2.2	2.3	2.2	2.2
Avg. Stride Length [m]	5.9	7.4	7.1	7.1	7.3	7.1	7.1	7.4	7.2	7.1	7.2



- [ ] Ranking at each section and finish
- .-.- No data available at this section
- NA No data available