



Ipswich QLD Professional
Race 1: FOLLOW @IPSWICHTURFCLUB BENCHMARK 65 Handicap - 2180m
21 March 2024 - 13:35



Track Rating: Good 4, Weather: Fine, Rail Position: +6m

Section	Overall	2000m	1800m	1600m	1400m	1200m	1000m	Last 600m						
Field Times	2:17.39 (0:13.35)	2:04.04 (0:11.85)	1:52.19 (0:12.41)	1:39.78 (0:12.78)	1:27.00 (0:12.32)	1:14.68 (0:13.00)	1:01.68 (0:12.65)	0:36.74						
Rank	TAB	Horse/Jockey	Barrier	Top Speed [km/h]	Fastest Section							Distance Travelled [m]		
1	6	ALIRAAJ Jason Taylor	6	62.8	0:11.81	2:17.39 [1] (0:13.60)	2:03.79 [3] (0:11.81)	1:51.98 [3] (0:12.53)	1:39.45 [3] (0:13.00)	1:26.45 [4] (0:12.40)	1:14.05 [4] (0:12.84)	1:01.21 [4] (0:12.45)	0:36.74	
2	7	WINTER THORN Bailey Wheeler	7	62.4	0:11.89	2:17.47 [2] (0:13.79)	2:03.68 [5] (0:11.89)	1:51.79 [5] (0:12.59)	1:39.20 [6] (0:12.12)	1:27.08 [1] (0:12.32)	1:14.76 [1] (0:13.00)	1:01.76 [1] (0:12.65)	0:36.81	-2
3	4	PAPAL MISS Sean Cormack	4	62.1	0:11.99	2:17.51 [3] (0:13.90)	2:03.61 [7] (0:12.16)	1:51.45 [8] (0:12.54)	1:38.91 [8] (0:12.76)	1:26.15 [7] (0:12.33)	1:13.82 [7] (0:12.82)	1:01.00 [7] (0:12.72)	0:36.28	+1
4	2	MOUNT ZION Rikki Jamieson	2	62.8	0:11.90	2:17.54 [4] (0:14.08)	2:03.46 [8] (0:11.92)	1:51.54 [7] (0:12.52)	1:39.02 [7] (0:13.08)	1:25.94 [8] (0:12.30)	1:13.64 [8] (0:12.85)	1:00.79 [8] (0:12.52)	0:36.37	-2
5	8	WINSTON BLUE Micheal Hellyer	8	64.7	0:11.98	2:18.25 [5] (0:13.72)	2:04.53 [4] (0:11.98)	1:52.55 [6] (0:12.53)	1:40.02 [5] (0:12.95)	1:27.07 [6] (0:12.40)	1:14.67 [6] (0:12.86)	1:01.81 [6] (0:12.51)	0:37.27	+1
6	1	VAN GOGH Sophie Wilcock	1	61.9	0:11.79	2:18.31 [6] (0:13.41)	2:04.90 [2] (0:11.79)	1:53.11 [1] (0:12.41)	1:40.70 [1] (0:12.96)	1:27.74 [2] (0:12.44)	1:15.30 [2] (0:12.90)	1:02.40 [2] (0:12.65)	0:37.55	-3
7	5	VACATION LEAVE Elione Chaves	5	64.7	0:11.72	2:18.35 [7] (0:13.84)	2:04.51 [6] (0:11.72)	1:52.79 [4] (0:12.50)	1:40.29 [4] (0:12.93)	1:27.36 [5] (0:12.42)	1:14.94 [5] (0:12.81)	1:02.13 [5] (0:12.95)	0:37.23	+7
8	3	NEVER BIRD Corey Bayliss	3	61.2	0:11.93	2:18.38 [8] (0:13.35)	2:05.03 [1] (0:11.93)	1:53.10 [2] (0:12.48)	1:40.62 [2] (0:12.96)	1:27.66 [3] (0:12.47)	1:15.19 [3] (0:12.81)	1:02.38 [3] (0:12.92)	0:37.30	+5

[] Ranking at each section and finish
 -:-:- No data available at this section
 NA No data available

SCN Saddle cloth number
 DNF Did not finish
 DNT Did not track



Ipswich QLD Professional

Race 1: FOLLOW @IPSWICHTURFCLUB BENCHMARK 65 Handicap - 2180m

21 March 2024 - 13:35



Track Rating: Good 4, Weather: Fine, Rail Position: +6m

Section					800m	600m	400m	200m				
Field Times					0:49.03 (0:12.29)	0:36.74 (0:11.98)	0:24.76 (0:12.16)	0:12.60 (0:12.60)	Last 600m 0:36.74			
Rank	TAB	Horse/Jockey	Barrier	Top Speed [km/h]	Fastest Section					Margin	Distance Travelled [m]	
1	6	ALIRAAJ Jason Taylor	6	62.8	0:11.81	0:48.76 [3] (0:12.02)	0:36.74 [1] (0:12.02)	0:24.72 [2] (0:12.12)	0:12.60 [1] (0:12.60)	2:17.39	0:36.74	
2	7	WINTER THORN Bailey Wheeler	7	62.4	0:11.89	0:49.11 [1] (0:12.30)	0:36.81 [2] (0:11.97)	0:24.84 [1] (0:12.26)	0:12.58 [2] (0:12.58)	0.08L	0:36.81	-2
3	4	PAPAL MISS Sean Cormack	4	62.1	0:11.99	0:48.28 [7] (0:12.00)	0:36.28 [8] (0:12.11)	0:24.17 [8] (0:11.99)	0:12.18 [4] (0:12.18)	0.04L	0:36.28	+1
4	2	MOUNT ZION Rikki Jamieson	2	62.8	0:11.90	0:48.27 [8] (0:11.90)	0:36.37 [7] (0:11.97)	0:24.40 [4] (0:12.16)	0:12.24 [3] (0:12.24)	0.03L	0:36.37	-2
5	8	WINSTON BLUE Micheal Hellyer	8	64.7	0:11.98	0:49.30 [5] (0:12.03)	0:37.27 [4] (0:12.18)	0:25.09 [5] (0:12.33)	0:12.76 [6] (0:12.76)	0.71L	0:37.27	+1
6	1	VAN GOGH Sophie Wilcock	1	61.9	0:11.79	0:49.75 [2] (0:12.20)	0:37.55 [3] (0:12.22)	0:25.33 [3] (0:12.44)	0:12.89 [5] (0:12.89)	0.06L	0:37.55	-3
7	5	VACATION LEAVE Elione Chaves	5	64.7	0:11.72	0:49.18 [6] (0:11.95)	0:37.23 [6] (0:12.14)	0:25.09 [7] (0:12.36)	0:12.73 [7] (0:12.73)	0.04L	0:37.23	+7
8	3	NEVER BIRD Corey Bayliss	3	61.2	0:11.93	0:49.46 [4] (0:12.16)	0:37.30 [5] (0:12.15)	0:25.15 [6] (0:12.58)	0:12.57 [8] (0:12.57)	0.03L	0:37.30	+5



Horse/Jockey Name	Aliraaj
Final Rank	1
Fastest Section Time (Section)	0:11.81 (2000m)
Top Speed [km/h] (Section)	62.8 (Overall)
Race State	Finished

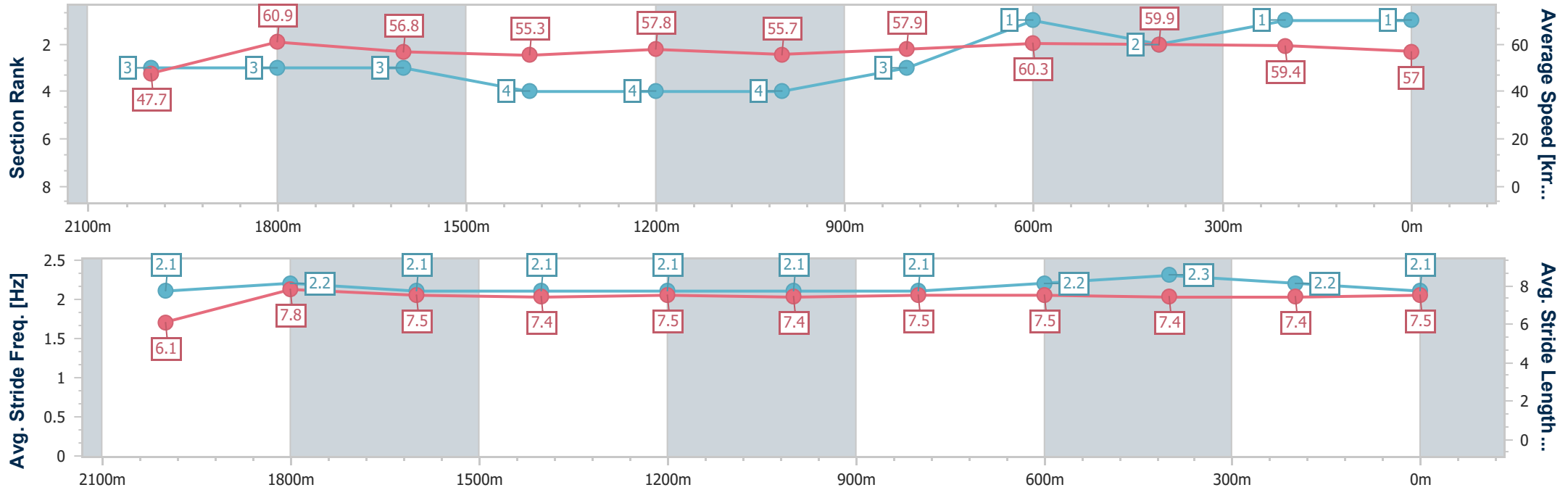


Ipswich QLD Professional
 Race 1: FOLLOW @IPSWICHTURFCLUB BENCHMARK 65
 Handicap - 2180m
 21 March 2024 - 13:35



Track Rating: Good 4, Weather: Fine, Rail Position: +6m

Section	Overall	2000m	1800m	1600m	1400m	1200m	1000m	800m	600m	400m	200m
Section Times	2:17.39 [1] (0:13.60)	2:03.79 [3] (0:11.81)	1:51.98 [3] (0:12.53)	1:39.45 [3] (0:13.00)	1:26.45 [4] (0:12.40)	1:14.05 [4] (0:12.84)	1:01.21 [4] (0:12.45)	0:48.76 [3] (0:12.02)	0:36.74 [1] (0:12.02)	0:24.72 [2] (0:12.12)	0:12.60 [1] (0:12.60)
Average Speed [km/h]	47.7	60.9	56.8	55.3	57.8	55.7	57.9	60.3	59.9	59.4	57.0
Top Speed [km/h]	62.8	62.3	59.7	58.0	58.5	58.2	59.0	61.7	60.8	59.7	58.6
Avg. Dist. to Rail [m]	1.7	1.2	1.6	1.2	1.4	1.1	0.3	1.0	1.0	0.4	0.8
Avg. Stride Freq. [Hz]	2.1	2.2	2.1	2.1	2.1	2.1	2.1	2.2	2.3	2.2	2.1
Avg. Stride Length [m]	6.1	7.8	7.5	7.4	7.5	7.4	7.5	7.5	7.4	7.4	7.5



- [] Ranking at each section and finish
- .-.- No data available at this section
- NA No data available



Horse/Jockey Name	Winter Thorn
Final Rank	2
Fastest Section Time (Section)	0:11.89 (2000m)
Top Speed [km/h] (Section)	62.4 (2000m)
Race State	Finished

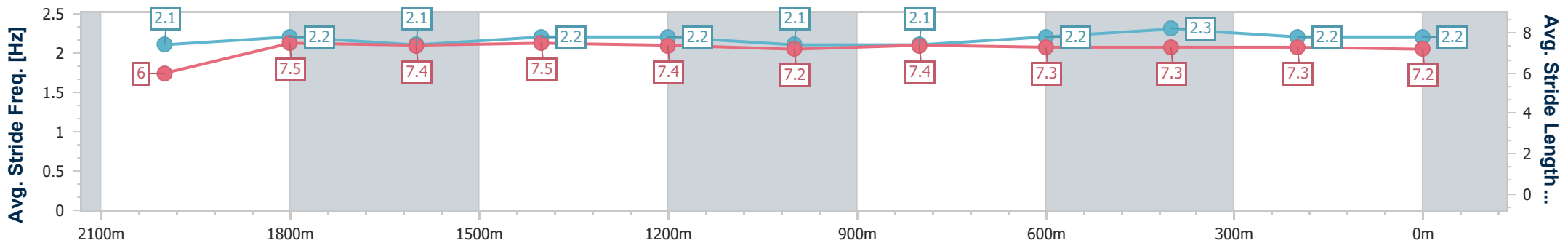
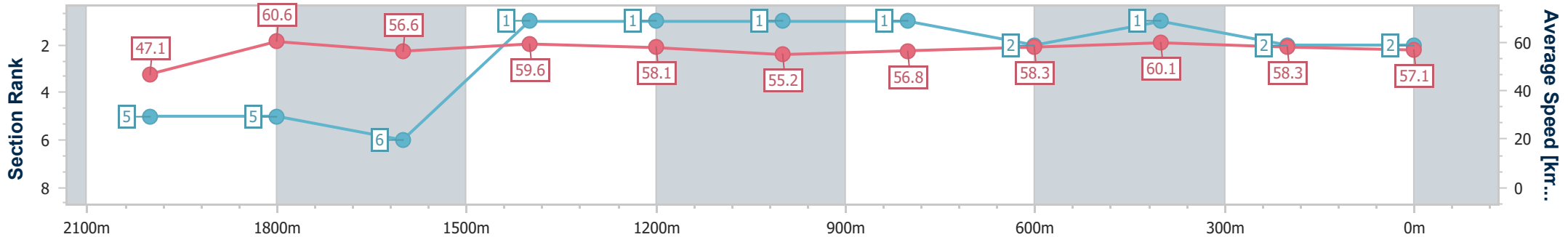


Ipswich QLD Professional
 Race 1: FOLLOW @IPSWICHTURFCLUB BENCHMARK 65
 Handicap - 2180m
 21 March 2024 - 13:35



Track Rating: Good 4, Weather: Fine, Rail Position: +6m

Section	Overall	2000m	1800m	1600m	1400m	1200m	1000m	800m	600m	400m	200m
Section Times	2:17.47 [2] (0:13.79)	2:03.68 [5] (0:11.89)	1:51.79 [5] (0:12.59)	1:39.20 [6] (0:12.12)	1:27.08 [1] (0:12.32)	1:14.76 [1] (0:13.00)	1:01.76 [1] (0:12.65)	0:49.11 [1] (0:12.30)	0:36.81 [2] (0:11.97)	0:24.84 [1] (0:12.26)	0:12.58 [2] (0:12.58)
Average Speed [km/h]	47.1	60.6	56.6	59.6	58.1	55.2	56.8	58.3	60.1	58.3	57.1
Top Speed [km/h]	61.5	62.4	59.8	62.2	61.5	55.8	57.2	60.9	61.0	59.0	58.2
Avg. Dist. to Rail [m]	2.6	0.5	0.8	0.5	1.1	0.6	0.4	0.6	1.0	1.3	0.4
Avg. Stride Freq. [Hz]	2.1	2.2	2.1	2.2	2.2	2.1	2.1	2.2	2.3	2.2	2.2
Avg. Stride Length [m]	6.0	7.5	7.4	7.5	7.4	7.2	7.4	7.3	7.3	7.3	7.2



- [] Ranking at each section and finish
- .-.- No data available at this section
- NA No data available



Horse/Jockey Name	Papal Miss
Final Rank	3
Fastest Section Time (Section)	0:11.99 (400m)
Top Speed [km/h] (Section)	62.1 (2000m)
Race State	Finished

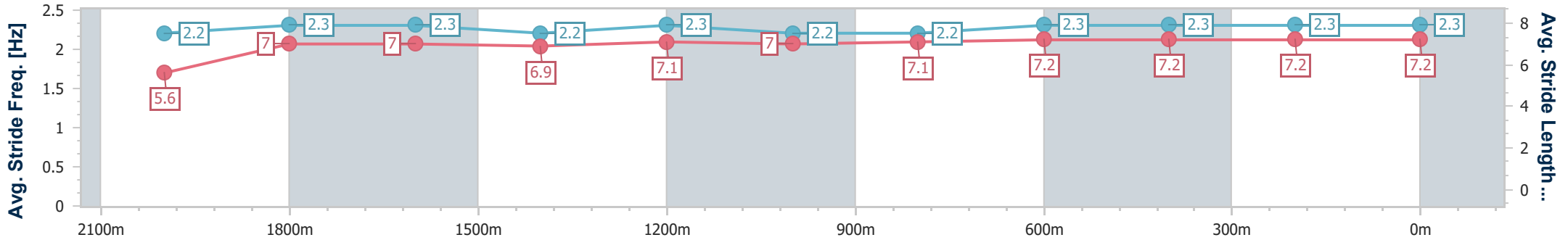
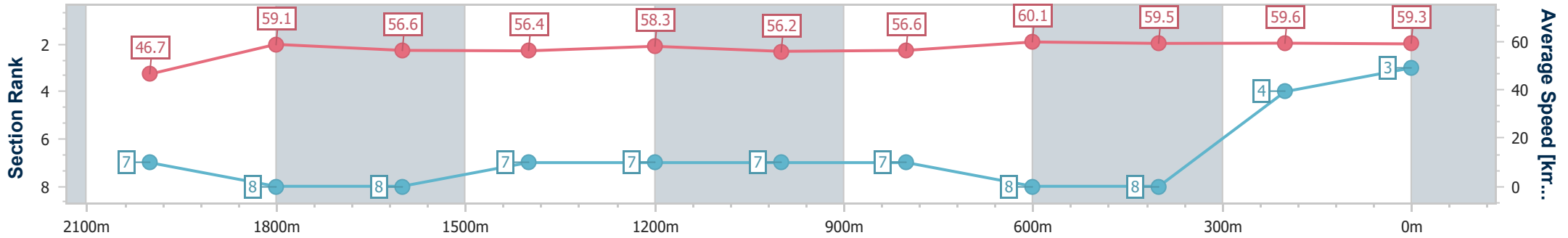


Ipswich QLD Professional
 Race 1: FOLLOW @IPSWICHTURFCLUB BENCHMARK 65
 Handicap - 2180m
 21 March 2024 - 13:35



Track Rating: Good 4, Weather: Fine, Rail Position: +6m

Section	Overall	2000m	1800m	1600m	1400m	1200m	1000m	800m	600m	400m	200m
Section Times	2:17.51 [3] (0:13.90)	2:03.61 [7] (0:12.16)	1:51.45 [8] (0:12.54)	1:38.91 [8] (0:12.76)	1:26.15 [7] (0:12.33)	1:13.82 [7] (0:12.82)	1:01.00 [7] (0:12.72)	0:48.28 [7] (0:12.00)	0:36.28 [8] (0:12.11)	0:24.17 [8] (0:11.99)	0:12.18 [4]
Average Speed [km/h]	46.7	59.1	56.6	56.4	58.3	56.2	56.6	60.1	59.5	59.6	59.3
Top Speed [km/h]	62.0	62.1	59.5	57.7	59.2	57.9	58.4	61.0	60.8	60.6	60.4
Avg. Dist. to Rail [m]	3.4	0.3	1.7	0.7	0.4	0.5	0.9	0.4	0.6	0.9	2.3
Avg. Stride Freq. [Hz]	2.2	2.3	2.3	2.2	2.3	2.2	2.2	2.3	2.3	2.3	2.3
Avg. Stride Length [m]	5.6	7.0	7.0	6.9	7.1	7.0	7.1	7.2	7.2	7.2	7.2



- [] Ranking at each section and finish
- .-.- No data available at this section
- NA No data available



Horse/Jockey Name	Mount Zion
Final Rank	4
Fastest Section Time (Section)	0:11.90 (800m)
Top Speed [km/h] (Section)	62.8 (2000m)
Race State	Finished

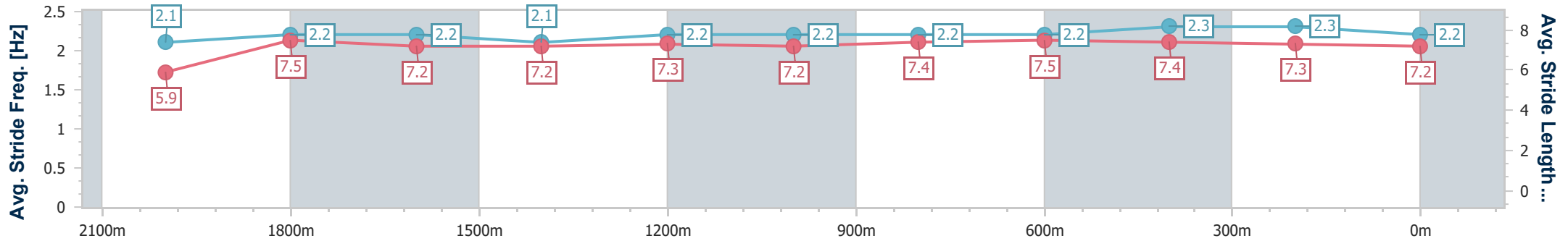
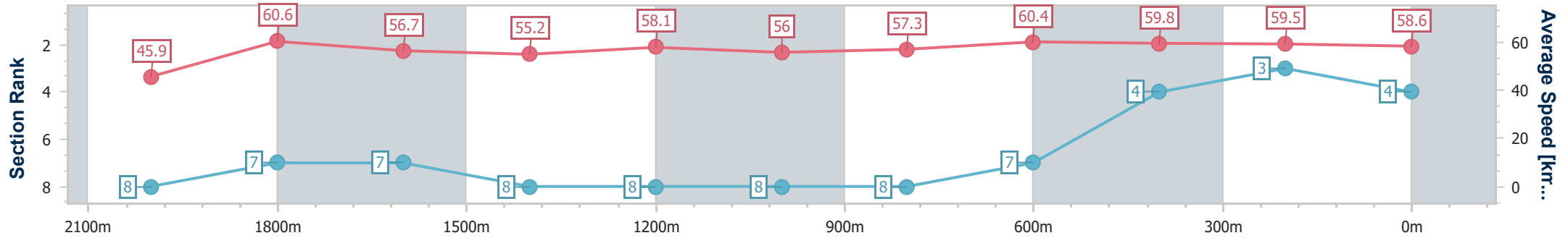


Ipswich QLD Professional
 Race 1: FOLLOW @IPSWICHTURFCLUB BENCHMARK 65
 Handicap - 2180m
 21 March 2024 - 13:35



Track Rating: Good 4, Weather: Fine, Rail Position: +6m

Section	Overall	2000m	1800m	1600m	1400m	1200m	1000m	800m	600m	400m	200m
Section Times	2:17.54 [4] (0:14.08)	2:03.46 [8] (0:11.92)	1:51.54 [7] (0:12.52)	1:39.02 [7] (0:13.08)	1:25.94 [8] (0:12.30)	1:13.64 [8] (0:12.85)	1:00.79 [8] (0:12.52)	0:48.27 [8] (0:11.90)	0:36.37 [7] (0:11.97)	0:24.40 [4] (0:12.16)	0:12.24 [3] (0:12.24)
Average Speed [km/h]	45.9	60.6	56.7	55.2	58.1	56.0	57.3	60.4	59.8	59.5	58.6
Top Speed [km/h]	61.1	62.8	59.1	56.1	59.3	57.2	58.9	61.2	61.6	60.1	60.0
Avg. Dist. to Rail [m]	4.0	0.7	1.6	1.5	1.2	0.6	0.3	0.7	0.6	1.3	3.7
Avg. Stride Freq. [Hz]	2.1	2.2	2.2	2.1	2.2	2.2	2.2	2.2	2.3	2.3	2.2
Avg. Stride Length [m]	5.9	7.5	7.2	7.2	7.3	7.2	7.4	7.5	7.4	7.3	7.2



- [] Ranking at each section and finish
- .-.- No data available at this section
- NA No data available



Horse/Jockey Name	Winston Blue
Final Rank	5
Fastest Section Time (Section)	0:11.98 (2000m)
Top Speed [km/h] (Section)	64.7 (Overall)
Race State	Finished

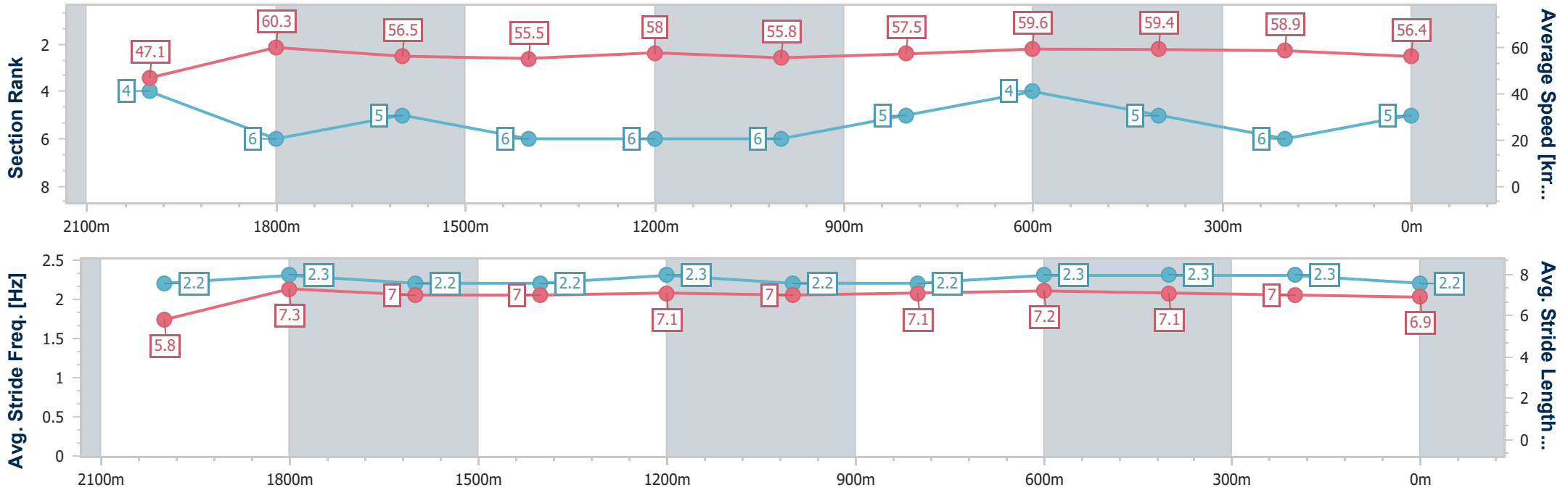


Ipswich QLD Professional
 Race 1: FOLLOW @IPSWICHTURFCLUB BENCHMARK 65
 Handicap - 2180m
 21 March 2024 - 13:35



Track Rating: Good 4, Weather: Fine, Rail Position: +6m

Section	Overall	2000m	1800m	1600m	1400m	1200m	1000m	800m	600m	400m	200m
Section Times	2:18.25 [5] (0:13.72)	2:04.53 [4] (0:11.98)	1:52.55 [6] (0:12.53)	1:40.02 [5] (0:12.95)	1:27.07 [6] (0:12.40)	1:14.67 [6] (0:12.86)	1:01.81 [6] (0:12.51)	0:49.30 [5] (0:12.03)	0:37.27 [4] (0:12.18)	0:25.09 [5] (0:12.33)	0:12.76 [6] (0:12.76)
Average Speed [km/h]	47.1	60.3	56.5	55.5	58.0	55.8	57.5	59.6	59.4	58.9	56.4
Top Speed [km/h]	64.7	62.5	59.4	57.6	59.0	57.1	59.6	60.5	59.8	59.4	58.2
Avg. Dist. to Rail [m]	1.3	1.4	1.7	1.3	1.2	0.7	0.3	0.3	0.7	2.6	4.6
Avg. Stride Freq. [Hz]	2.2	2.3	2.2	2.2	2.3	2.2	2.2	2.3	2.3	2.3	2.2
Avg. Stride Length [m]	5.8	7.3	7.0	7.0	7.1	7.0	7.1	7.2	7.1	7.0	6.9



- [] Ranking at each section and finish
- .-.- No data available at this section
- NA No data available



Horse/Jockey Name	Van Gogh
Final Rank	6
Fastest Section Time (Section)	0:11.79 (2000m)
Top Speed [km/h] (Section)	61.9 (Overall)
Race State	Finished

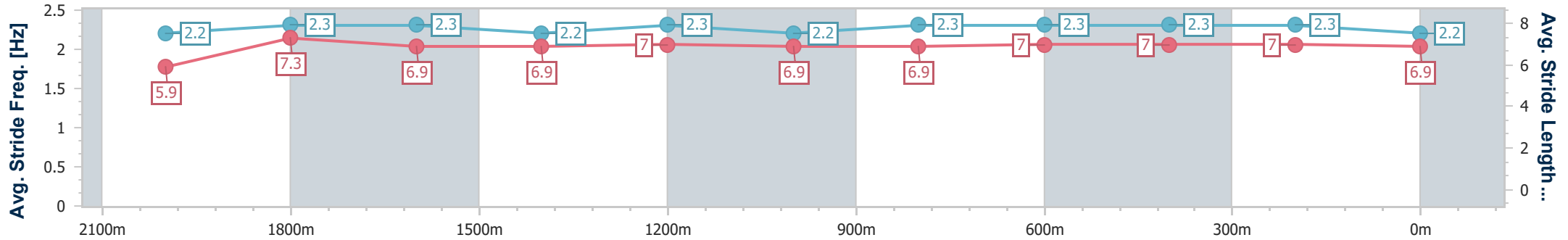
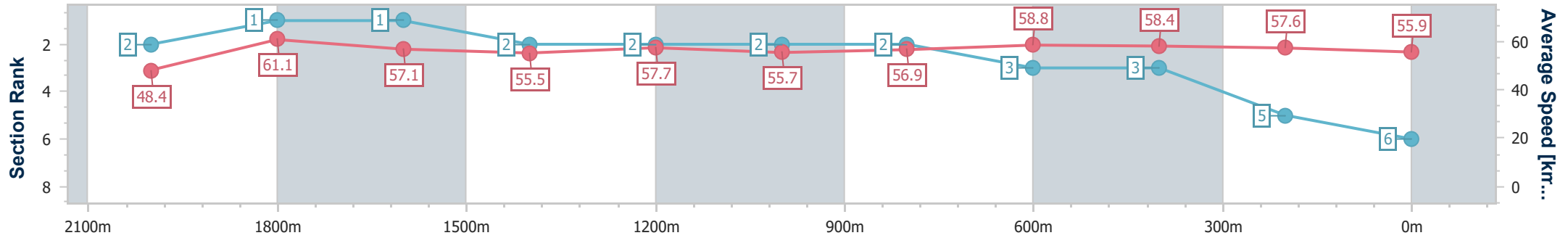


Ipswich QLD Professional
 Race 1: FOLLOW @IPSWICHTURFCLUB BENCHMARK 65
 Handicap - 2180m
 21 March 2024 - 13:35



Track Rating: Good 4, Weather: Fine, Rail Position: +6m

Section	Overall	2000m	1800m	1600m	1400m	1200m	1000m	800m	600m	400m	200m
Section Times	2:18.31 [6] (0:13.41)	2:04.90 [2] (0:11.79)	1:53.11 [1] (0:12.41)	1:40.70 [1] (0:12.96)	1:27.74 [2] (0:12.44)	1:15.30 [2] (0:12.90)	1:02.40 [2] (0:12.65)	0:49.75 [2] (0:12.20)	0:37.55 [3] (0:12.22)	0:25.33 [3] (0:12.44)	0:12.89 [5] (0:12.89)
Average Speed [km/h]	48.4	61.1	57.1	55.5	57.7	55.7	56.9	58.8	58.4	57.6	55.9
Top Speed [km/h]	61.9	61.8	61.7	58.5	58.9	57.5	57.9	60.9	60.8	58.8	58.5
Avg. Dist. to Rail [m]	1.7	1.5	1.8	1.4	1.0	0.4	0.6	0.9	1.1	1.2	0.8
Avg. Stride Freq. [Hz]	2.2	2.3	2.3	2.2	2.3	2.2	2.3	2.3	2.3	2.3	2.2
Avg. Stride Length [m]	5.9	7.3	6.9	6.9	7.0	6.9	6.9	7.0	7.0	7.0	6.9



- [] Ranking at each section and finish
- .-.- No data available at this section
- NA No data available



Horse/Jockey Name	Vacation Leave
Final Rank	7
Fastest Section Time (Section)	0:11.72 (2000m)
Top Speed [km/h] (Section)	64.7 (2000m)
Race State	Finished

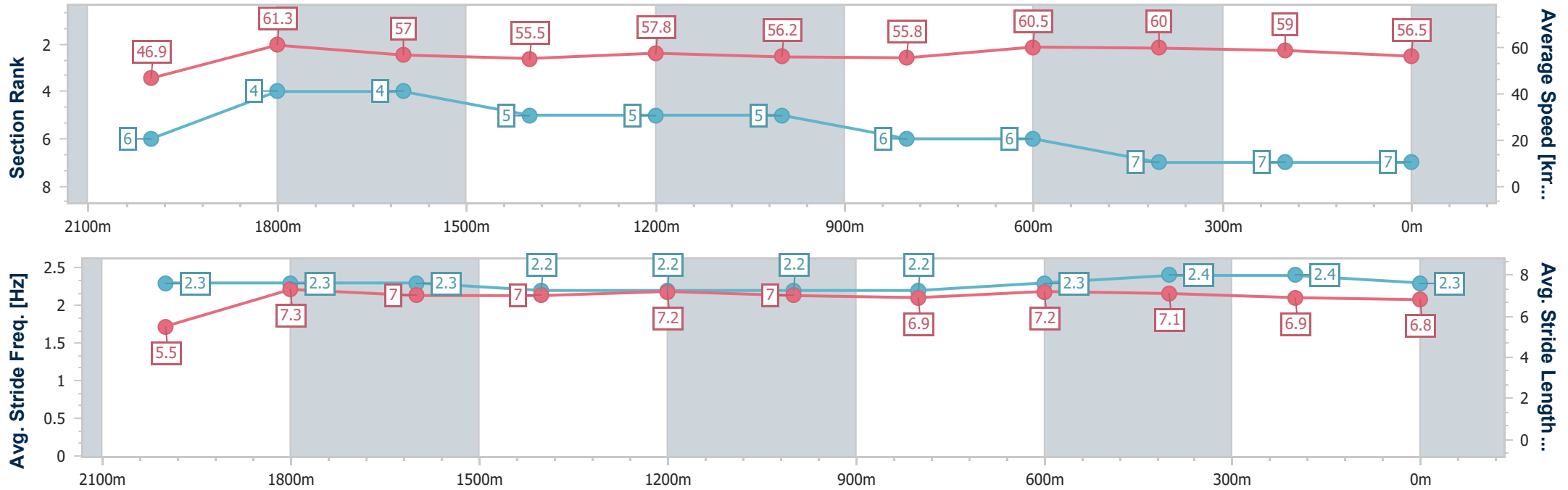


Ipswich QLD Professional
 Race 1: FOLLOW @IPSWICHTURFCLUB BENCHMARK 65
 Handicap - 2180m
 21 March 2024 - 13:35



Track Rating: Good 4, Weather: Fine, Rail Position: +6m

Section	Overall	2000m	1800m	1600m	1400m	1200m	1000m	800m	600m	400m	200m
Section Times	2:18.35 [7] (0:13.84)	2:04.51 [6] (0:11.72)	1:52.79 [4] (0:12.50)	1:40.29 [4] (0:12.93)	1:27.36 [5] (0:12.42)	1:14.94 [5] (0:12.81)	1:02.13 [5] (0:12.95)	0:49.18 [6] (0:11.95)	0:37.23 [6] (0:12.14)	0:25.09 [7] (0:12.36)	0:12.73 [7] (0:12.73)
Average Speed [km/h]	46.9	61.3	57.0	55.5	57.8	56.2	55.8	60.5	60.0	59.0	56.5
Top Speed [km/h]	64.0	64.7	59.9	57.8	59.4	57.2	57.3	62.4	61.5	59.8	58.7
Avg. Dist. to Rail [m]	3.5	0.3	1.2	1.2	1.1	0.5	1.3	1.1	3.0	4.1	5.8
Avg. Stride Freq. [Hz]	2.3	2.3	2.3	2.2	2.2	2.2	2.2	2.3	2.4	2.4	2.3
Avg. Stride Length [m]	5.5	7.3	7.0	7.0	7.2	7.0	6.9	7.2	7.1	6.9	6.8



- [] Ranking at each section and finish
- .-.- No data available at this section
- NA No data available



Horse/Jockey Name	Never Bird
Final Rank	8
Fastest Section Time (Section)	0:11.93 (2000m)
Top Speed [km/h] (Section)	61.2 (Overall)
Race State	Finished

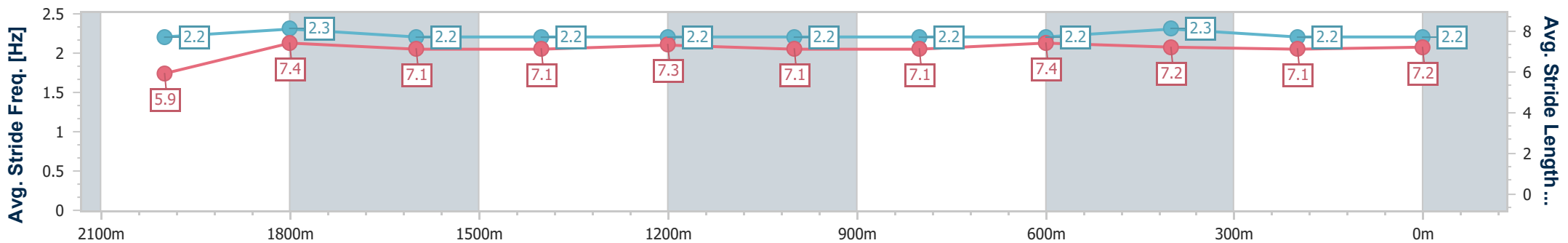
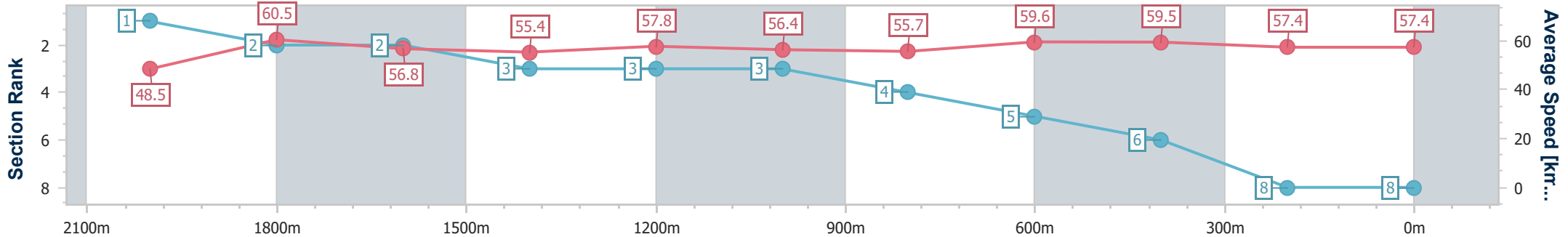


Ipswich QLD Professional
 Race 1: FOLLOW @IPSWICHTURFCLUB BENCHMARK 65
 Handicap - 2180m
 21 March 2024 - 13:35



Track Rating: Good 4, Weather: Fine, Rail Position: +6m

Section	Overall	2000m	1800m	1600m	1400m	1200m	1000m	800m	600m	400m	200m
Section Times	2:18.38 [8] (0:13.35)	2:05.03 [1] (0:11.93)	1:53.10 [2] (0:12.48)	1:40.62 [2] (0:12.96)	1:27.66 [3] (0:12.47)	1:15.19 [3] (0:12.81)	1:02.38 [3] (0:12.92)	0:49.46 [4] (0:12.16)	0:37.30 [5] (0:12.15)	0:25.15 [6] (0:12.58)	0:12.57 [8] (0:12.57)
Average Speed [km/h]	48.5	60.5	56.8	55.4	57.8	56.4	55.7	59.6	59.5	57.4	57.4
Top Speed [km/h]	61.2	61.2	59.2	57.7	58.9	57.7	57.5	60.3	60.4	58.8	58.1
Avg. Dist. to Rail [m]	4.5	0.6	1.5	0.6	0.4	0.7	1.1	0.8	1.6	2.1	0.8
Avg. Stride Freq. [Hz]	2.2	2.3	2.2	2.2	2.2	2.2	2.2	2.2	2.3	2.2	2.2
Avg. Stride Length [m]	5.9	7.4	7.1	7.1	7.3	7.1	7.1	7.4	7.2	7.1	7.2



- [] Ranking at each section and finish
- .-.- No data available at this section
- NA No data available



Ipswich QLD Professional
Race 2: GREAT BARRIER REEF QTIS Three-Year-Old Maiden Plate - 800m
 21 March 2024 - 14:12



Track Rating: Good 4, Weather: Fine, Rail Position: +6m

Section										Last 600m		
Field Times		Overall	600m	400m	200m							
		0:45.75 (0:12.92)	0:32.83 (0:10.36)	0:22.47 (0:11.18)	0:11.29 (0:11.29)						0:32.83	
Rank	TAB	Horse/Jockey	Barrier	Top Speed [km/h]	Fastest Section	Overall	600m	400m	200m	Margin	Last 600m	Distance Travelled [m]
1	12	YEMEAN Robbie Dolan	12	70.1	0:10.63	0:45.75 [1] (0:13.39)	0:32.36 [8] (0:10.63)	0:21.73 [6] (0:10.75)	0:10.98 [6] (0:10.98)	0:45.75	0:32.36	
2	10	SAY WHEN SUTTY Georgina Cartwright	10	70.7	0:10.36	0:45.83 [2] (0:12.92)	0:32.91 [1] (0:10.36)	0:22.55 [1] (0:11.22)	0:11.33 [2] (0:11.33)	0.08L	0:32.91	-2
3	8	MAKE IT SO James Orman	8	70.0	0:10.60	0:45.84 [3] (0:13.23)	0:32.61 [4] (0:10.60)	0:22.01 [5] (0:10.92)	0:11.09 [5] (0:11.09)	0.01L	0:32.61	+1
4	6	SWITCH AND SLIDE Melea Castle	6	70.8	0:10.45	0:45.95 [4] (0:12.97)	0:32.98 [2] (0:10.45)	0:22.53 [3] (0:11.04)	0:11.49 [1] (0:11.49)	0.11L	0:32.98	+0
5	1	CRYPTO KING Matthew Palmer	1	69.7	0:10.36	0:46.01 [5] (0:13.27)	0:32.74 [5] (0:10.36)	0:22.38 [4] (0:10.97)	0:11.41 [4] (0:11.41)	0.06L	0:32.74	-3
6	4	MALTALI Adin Thompson	4	69.7	0:10.46	0:46.08 [6] (0:13.68)	0:32.40 [10] (0:10.46)	0:21.94 [8] (0:10.81)	0:11.13 [7] (0:11.13)	0.07L	0:32.40	-2
7	2	ENFLAMED Madeleine Wishart	2	70.8	0:10.35	0:46.21 [7] (0:13.01)	0:33.20 [3] (0:10.35)	0:22.85 [2] (0:11.14)	0:11.71 [3] (0:11.71)	0.13L	0:33.20	-1
8	7	ENTERPRISE PINK Cody Collis	7	68.6	0:10.79	0:46.53 [8] (0:13.28)	0:33.25 [6] (0:10.79)	0:22.46 [7] (0:11.05)	0:11.41 [8] (0:11.41)	0.32L	0:33.25	-1
9	11	WINDOW TAPPER Nozi Tomizawa	11	68.4	0:10.97	0:46.82 [9] (0:13.73)	0:33.09 [11] (0:10.98)	0:22.11 [11] (0:10.97)	0:11.14 [10] (0:11.14)	0.29L	0:33.09	-2
10	14	SEYOUU LATER Todd Banks	14	68.0	0:10.84	0:47.35 [10] (0:13.40)	0:33.95 [9] (0:10.84)	0:23.11 [9] (0:11.31)	0:11.80 [9] (0:11.80)	0.53L	0:33.95	+0

Scratched: Qickwit (#5), Our Bling (#9), The Underground (#13)

[] Ranking at each section and finish
 -:-:- No data available at this section
 NA No data available

SCN Saddle cloth number
 DNF Did not finish
 DNT Did not track



Ipswich QLD Professional
Race 2: GREAT BARRIER REEF QTIS Three-Year-Old Maiden Plate - 800m
 21 March 2024 - 14:12



Track Rating: Good 4, Weather: Fine, Rail Position: +6m

Section		Overall	600m	400m	200m	Last 600m	
Field Times		0:45.75 (0:12.92)	0:32.83 (0:10.36)	0:22.47 (0:11.18)	0:11.29 (0:11.29)	0:32.83	

Rank	TAB	Horse/Jockey	Barrier	Top Speed [km/h]	Fastest Section	Overall	600m	400m	200m	Margin	Last 600m	Distance Travelled [m]
11	3	HANK THE HUSTLER Les Tilley	3	69.2 600m	0:10.94 600m	0:47.47 [11] (0:13.35)	0:34.12 [7] (0:10.94)	0:23.18 [10] (0:11.53)	0:11.65 [11] (0:11.65)	0.12L	0:34.12	+1
12	15	HAMISO Bailey Wheeler	15	65.9 Overall	0:11.35 600m	0:48.04 [12] (0:13.76)	0:34.28 [12] (0:11.35)	0:22.93 [12] (0:11.35)	0:11.58 [12] (0:11.58)	0.57L	0:34.28	-4

Scratched: Qickwit (#5), Our Bling (#9), The Underground (#13)

[] Ranking at each section and finish
 -:-:- No data available at this section
 NA No data available

SCN Saddle cloth number
 DNF Did not finish
 DNT Did not track



Horse/Jockey Name	Yemean
Final Rank	1
Fastest Section Time (Section)	0:10.63 (600m)
Top Speed [km/h] (Section)	70.1 (Overall)
Race State	Finished



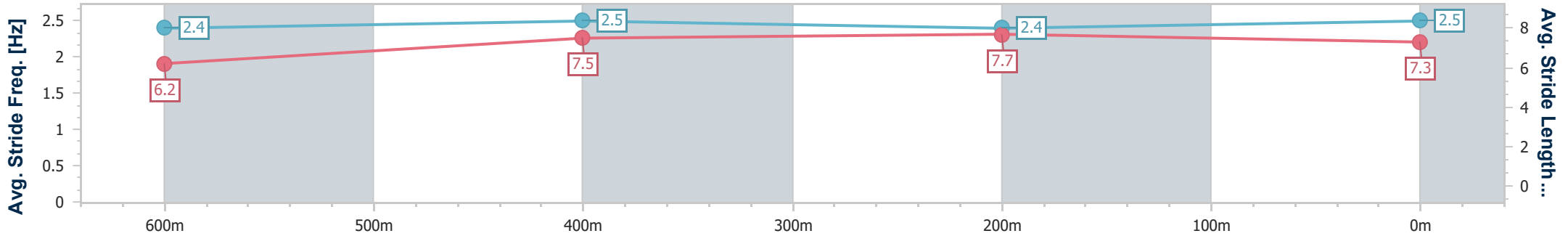
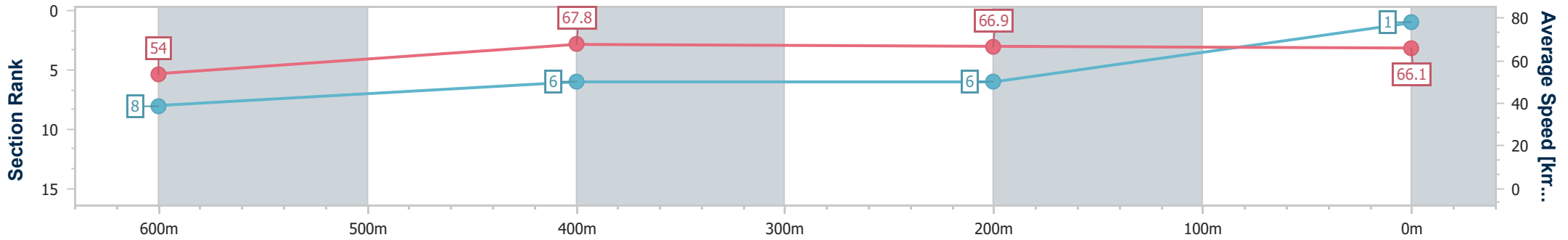
Ipswich QLD Professional
Race 2: GREAT BARRIER REEF QTIS Three-Year-Old Maiden
Plate - 800m



21 March 2024 - 14:12

Track Rating: Good 4, Weather: Fine, Rail Position: +6m

Section	Overall	600m	400m	200m
Section Times	0:45.75 [1] (0:13.39)	0:32.36 [8] (0:10.63)	0:21.73 [6] (0:10.75)	0:10.98 [6] (0:10.98)
Average Speed [km/h]	54.0	67.8	66.9	66.1
Top Speed [km/h]	70.1	70.1	68.6	68.1
Avg. Dist. to Rail [m]	10.7	3.0	0.3	0.8
Avg. Stride Freq. [Hz]	2.4	2.5	2.4	2.5
Avg. Stride Length [m]	6.2	7.5	7.7	7.3



- [] Ranking at each section and finish
- .-.- No data available at this section
- NA No data available



Horse/Jockey Name	Say When Suttly
Final Rank	2
Fastest Section Time (Section)	0:10.36 (600m)
Top Speed [km/h] (Section)	70.7 (Overall)
Race State	Finished



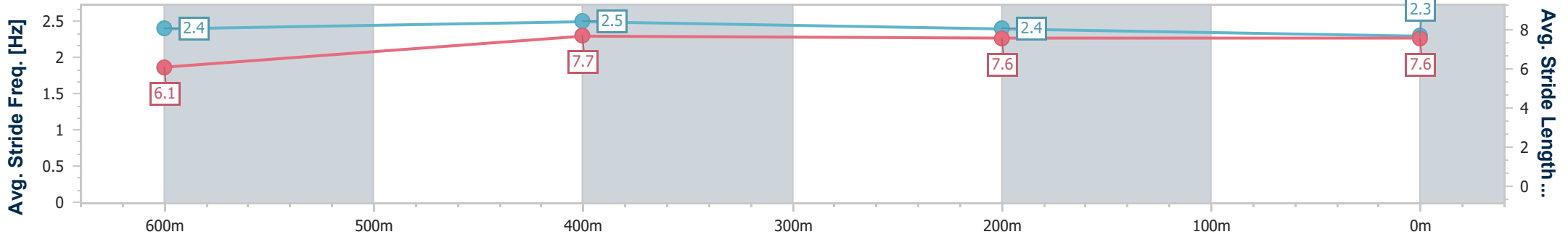
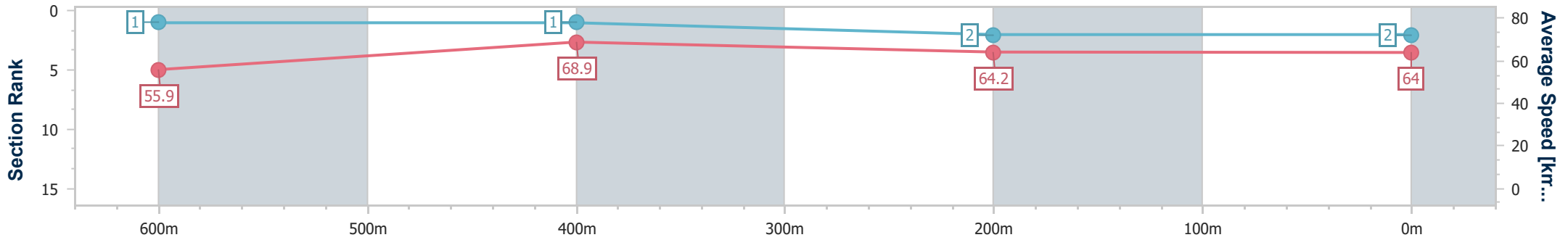
Ipswich QLD Professional
Race 2: GREAT BARRIER REEF QTIS Three-Year-Old Maiden
Plate - 800m



21 March 2024 - 14:12

Track Rating: Good 4, Weather: Fine, Rail Position: +6m

Section	Overall	600m	400m	200m
Section Times	0:45.83 [2] (0:12.92)	0:32.91 [1] (0:10.36)	0:22.55 [1] (0:11.22)	0:11.33 [2] (0:11.33)
Average Speed [km/h]	55.9	68.9	64.2	64.0
Top Speed [km/h]	70.7	70.6	66.1	65.1
Avg. Dist. to Rail [m]	0.5	1.9	1.7	2.3
Avg. Stride Freq. [Hz]	2.4	2.5	2.4	2.3
Avg. Stride Length [m]	6.1	7.7	7.6	7.6



- [] Ranking at each section and finish
- .-.- No data available at this section
- NA No data available



Horse/Jockey Name	Make It So
Final Rank	3
Fastest Section Time (Section)	0:10.60 (600m)
Top Speed [km/h] (Section)	70.0 (600m)
Race State	Finished



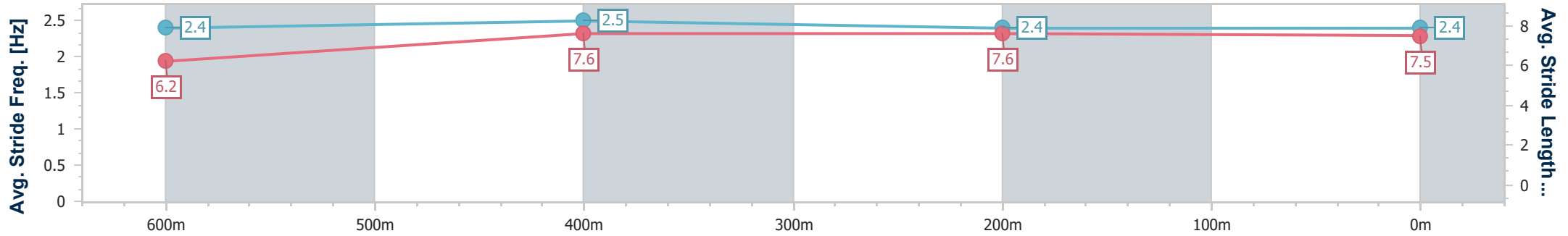
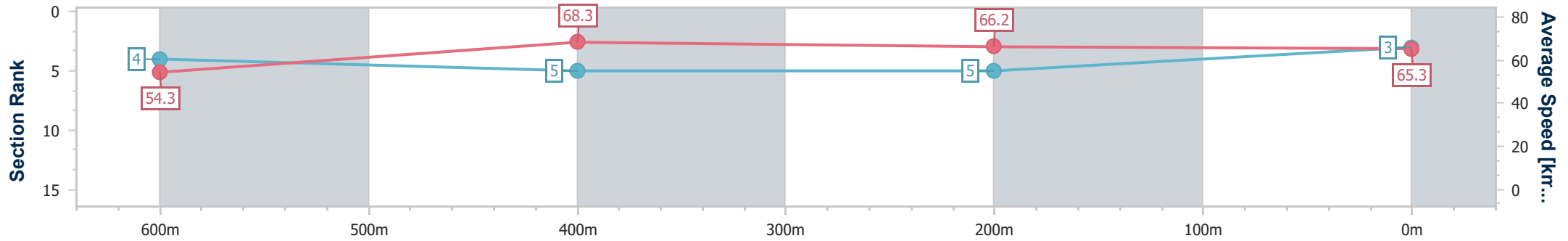
Ipswich QLD Professional
 Race 2: GREAT BARRIER REEF QTIS Three-Year-Old Maiden
 Plate - 800m



21 March 2024 - 14:12

Track Rating: Good 4, Weather: Fine, Rail Position: +6m

Section	Overall	600m	400m	200m
Section Times	0:45.84 [3] (0:13.23)	0:32.61 [4] (0:10.60)	0:22.01 [5] (0:10.92)	0:11.09 [5] (0:11.09)
Average Speed [km/h]	54.3	68.3	66.2	65.3
Top Speed [km/h]	69.9	70.0	68.0	68.0
Avg. Dist. to Rail [m]	7.2	2.2	2.2	4.2
Avg. Stride Freq. [Hz]	2.4	2.5	2.4	2.4
Avg. Stride Length [m]	6.2	7.6	7.6	7.5



- [] Ranking at each section and finish
- .-.- No data available at this section
- NA No data available



Horse/Jockey Name	Switch And Slide
Final Rank	4
Fastest Section Time (Section)	0:10.45 (600m)
Top Speed [km/h] (Section)	70.8 (Overall)
Race State	Finished



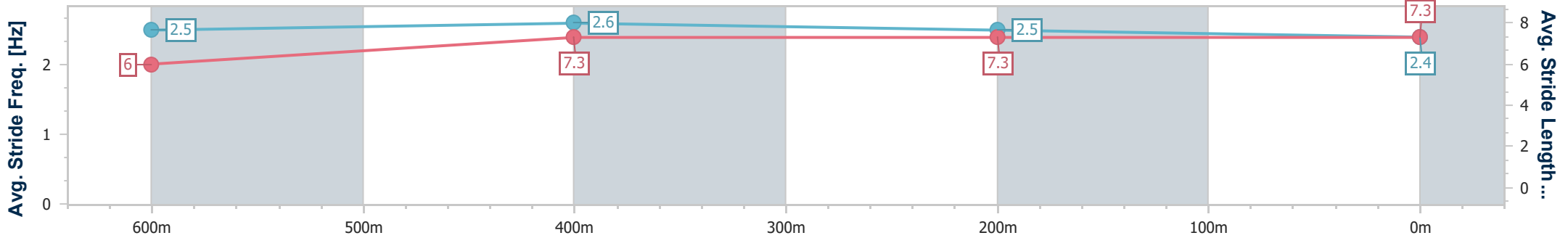
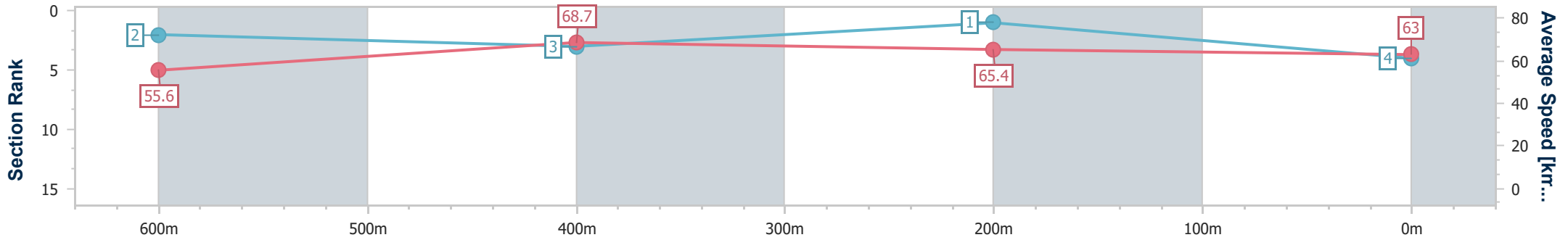
Ipswich QLD Professional
Race 2: GREAT BARRIER REEF QTIS Three-Year-Old Maiden
Plate - 800m



21 March 2024 - 14:12

Track Rating: Good 4, Weather: Fine, Rail Position: +6m

Section	Overall	600m	400m	200m
Section Times	0:45.95 [4] (0:12.97)	0:32.98 [2] (0:10.45)	0:22.53 [3] (0:11.04)	0:11.49 [1] (0:11.49)
Average Speed [km/h]	55.6	68.7	65.4	63.0
Top Speed [km/h]	70.8	70.2	66.9	65.1
Avg. Dist. to Rail [m]	4.1	1.1	1.2	2.7
Avg. Stride Freq. [Hz]	2.5	2.6	2.5	2.4
Avg. Stride Length [m]	6.0	7.3	7.3	7.3



- [] Ranking at each section and finish
- .-.- No data available at this section
- NA No data available



Horse/Jockey Name	Crypto King
Final Rank	5
Fastest Section Time (Section)	0:10.36 (600m)
Top Speed [km/h] (Section)	69.7 (600m)
Race State	Finished



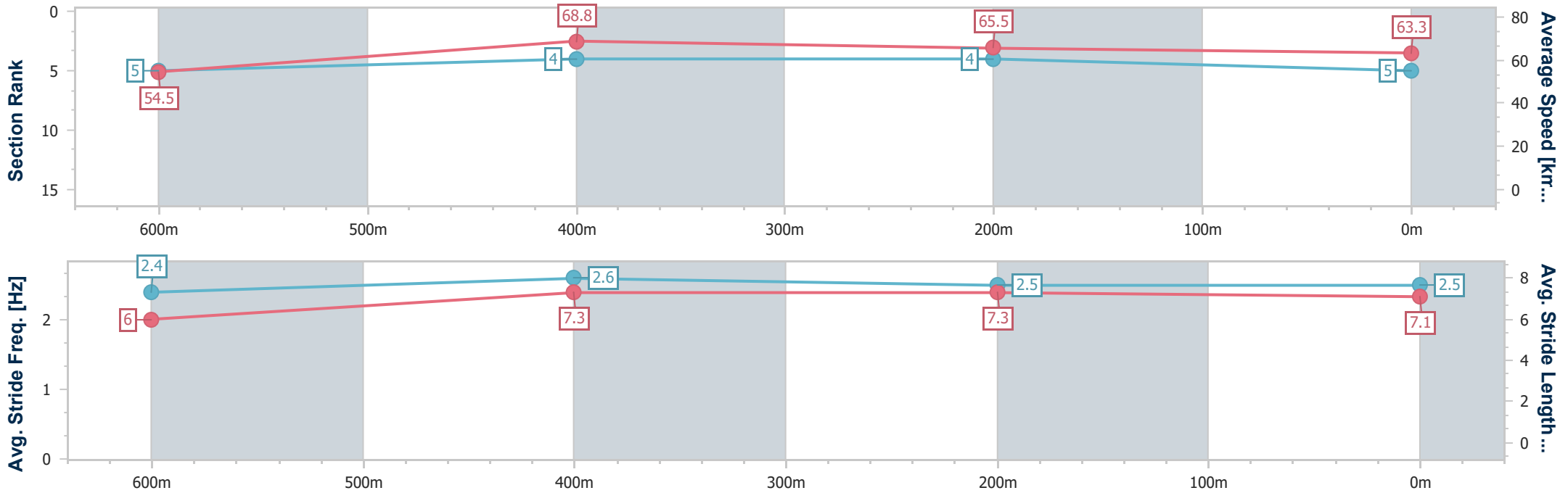
Ipswich QLD Professional
Race 2: GREAT BARRIER REEF QTIS Three-Year-Old Maiden
Plate - 800m



21 March 2024 - 14:12

Track Rating: Good 4, Weather: Fine, Rail Position: +6m

Section	Overall	600m	400m	200m
Section Times	0:46.01 [5] (0:13.27)	0:32.74 [5] (0:10.36)	0:22.38 [4] (0:10.97)	0:11.41 [4] (0:11.41)
Average Speed [km/h]	54.5	68.8	65.5	63.3
Top Speed [km/h]	69.4	69.7	66.2	64.7
Avg. Dist. to Rail [m]	3.5	1.3	1.3	1.3
Avg. Stride Freq. [Hz]	2.4	2.6	2.5	2.5
Avg. Stride Length [m]	6.0	7.3	7.3	7.1



- [] Ranking at each section and finish
- .-.- No data available at this section
- NA No data available



Horse/Jockey Name	Maltali
Final Rank	6
Fastest Section Time (Section)	0:10.46 (600m)
Top Speed [km/h] (Section)	69.7 (Overall)
Race State	Finished



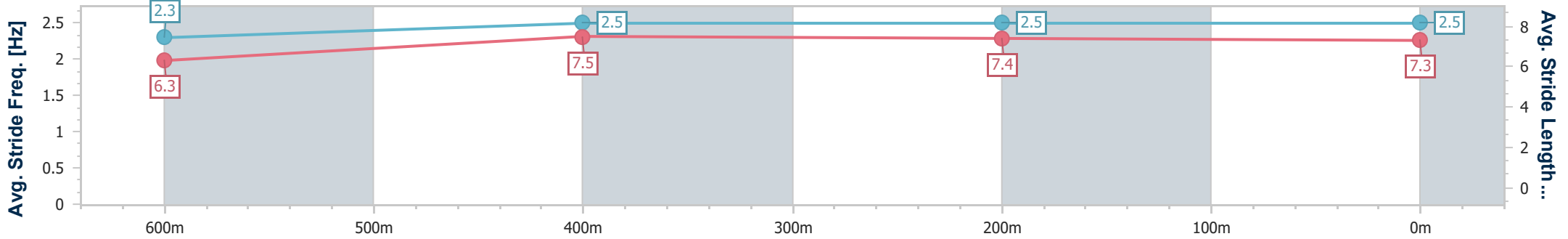
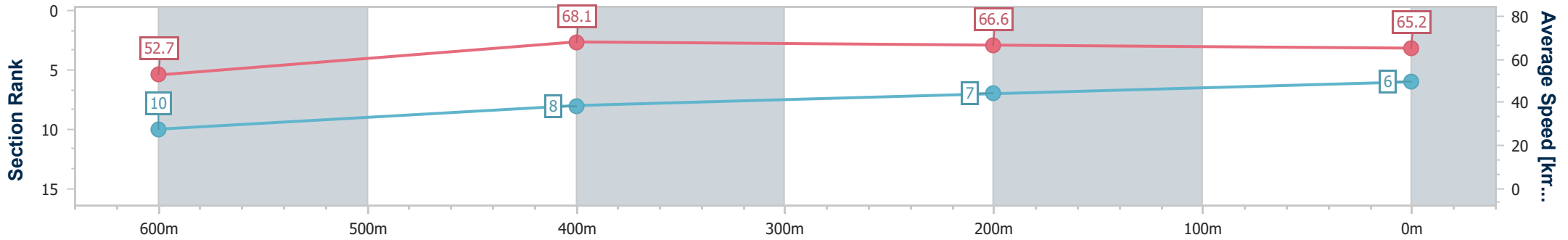
Ipswich QLD Professional
 Race 2: GREAT BARRIER REEF QTIS Three-Year-Old Maiden
 Plate - 800m



21 March 2024 - 14:12

Track Rating: Good 4, Weather: Fine, Rail Position: +6m

Section	Overall	600m	400m	200m
Section Times	0:46.08 [6] (0:13.68)	0:32.40 [10] (0:10.46)	0:21.94 [8] (0:10.81)	0:11.13 [7] (0:11.13)
Average Speed [km/h]	52.7	68.1	66.6	65.2
Top Speed [km/h]	69.7	69.7	68.7	67.1
Avg. Dist. to Rail [m]	9.0	2.1	1.2	4.2
Avg. Stride Freq. [Hz]	2.3	2.5	2.5	2.5
Avg. Stride Length [m]	6.3	7.5	7.4	7.3



- [] Ranking at each section and finish
- .-.- No data available at this section
- NA No data available



Horse/Jockey Name	Enflamed
Final Rank	7
Fastest Section Time (Section)	0:10.35 (600m)
Top Speed [km/h] (Section)	70.8 (600m)
Race State	Finished



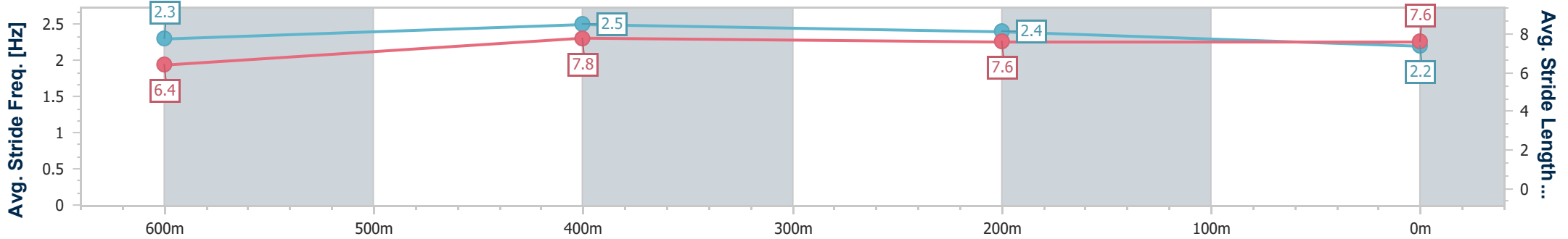
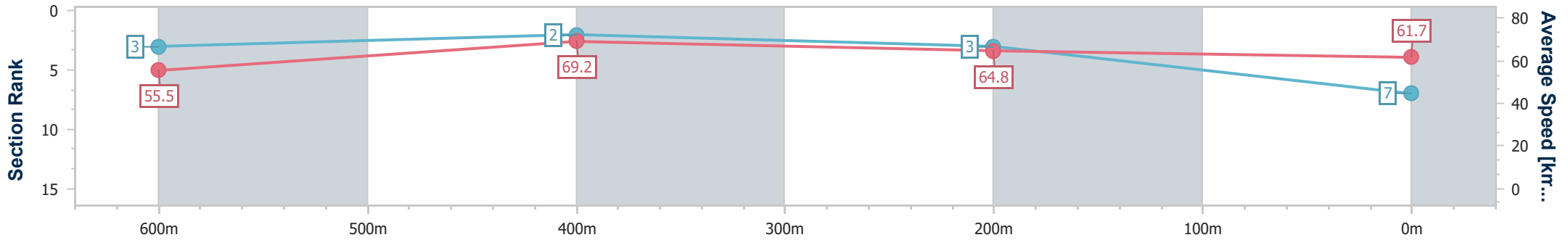
Ipswich QLD Professional
Race 2: GREAT BARRIER REEF QTIS Three-Year-Old Maiden
Plate - 800m



21 March 2024 - 14:12

Track Rating: Good 4, Weather: Fine, Rail Position: +6m

Section	Overall	600m	400m	200m
Section Times	0:46.21 [7] (0:13.01)	0:33.20 [3] (0:10.35)	0:22.85 [2] (0:11.14)	0:11.71 [3] (0:11.71)
Average Speed [km/h]	55.5	69.2	64.8	61.7
Top Speed [km/h]	70.6	70.8	65.4	64.1
Avg. Dist. to Rail [m]	3.0	1.1	1.0	2.2
Avg. Stride Freq. [Hz]	2.3	2.5	2.4	2.2
Avg. Stride Length [m]	6.4	7.8	7.6	7.6



- [] Ranking at each section and finish
- .-.- No data available at this section
- NA No data available



Horse/Jockey Name	Enterprise Pink
Final Rank	8
Fastest Section Time (Section)	0:10.79 (600m)
Top Speed [km/h] (Section)	68.6 (600m)
Race State	Finished



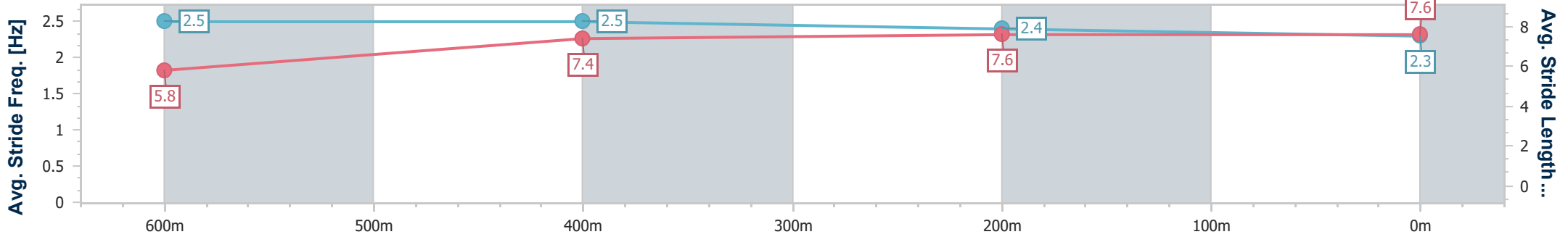
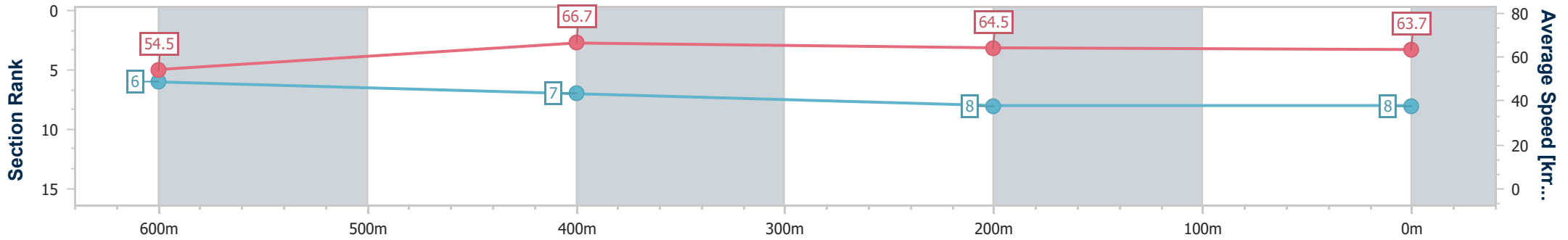
Ipswich QLD Professional
Race 2: GREAT BARRIER REEF QTIS Three-Year-Old Maiden
Plate - 800m



21 March 2024 - 14:12

Track Rating: Good 4, Weather: Fine, Rail Position: +6m

Section	Overall	600m	400m	200m
Section Times	0:46.53 [8] (0:13.28)	0:33.25 [6] (0:10.79)	0:22.46 [7] (0:11.05)	0:11.41 [8] (0:11.41)
Average Speed [km/h]	54.5	66.7	64.5	63.7
Top Speed [km/h]	68.5	68.6	65.9	65.2
Avg. Dist. to Rail [m]	6.5	1.6	0.8	1.0
Avg. Stride Freq. [Hz]	2.5	2.5	2.4	2.3
Avg. Stride Length [m]	5.8	7.4	7.6	7.6



- [] Ranking at each section and finish
- .-.- No data available at this section
- NA No data available



Horse/Jockey Name	Window Tapper
Final Rank	9
Fastest Section Time (Section)	0:10.97 (400m)
Top Speed [km/h] (Section)	68.4 (600m)
Race State	Finished



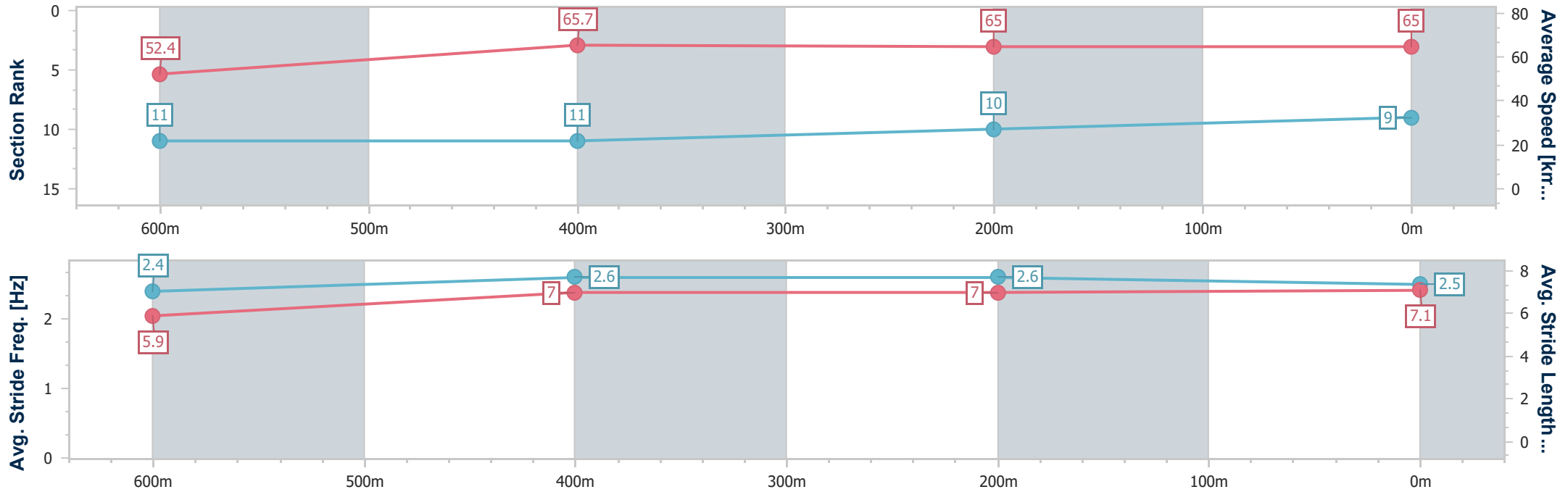
Ipswich QLD Professional
Race 2: GREAT BARRIER REEF QTIS Three-Year-Old Maiden
Plate - 800m



21 March 2024 - 14:12

Track Rating: Good 4, Weather: Fine, Rail Position: +6m

Section	Overall	600m	400m	200m
Section Times	0:46.82 [9] (0:13.73)	0:33.09 [11] (0:10.98)	0:22.11 [11] (0:10.97)	0:11.14 [10] (0:11.14)
Average Speed [km/h]	52.4	65.7	65.0	65.0
Top Speed [km/h]	68.3	68.4	66.2	65.9
Avg. Dist. to Rail [m]	11.0	2.9	1.9	0.7
Avg. Stride Freq. [Hz]	2.4	2.6	2.6	2.5
Avg. Stride Length [m]	5.9	7.0	7.0	7.1



- [] Ranking at each section and finish
- .-.- No data available at this section
- NA No data available



Horse/Jockey Name	Seeyou Later
Final Rank	10
Fastest Section Time (Section)	0:10.84 (600m)
Top Speed [km/h] (Section)	68.0 (600m)
Race State	Finished



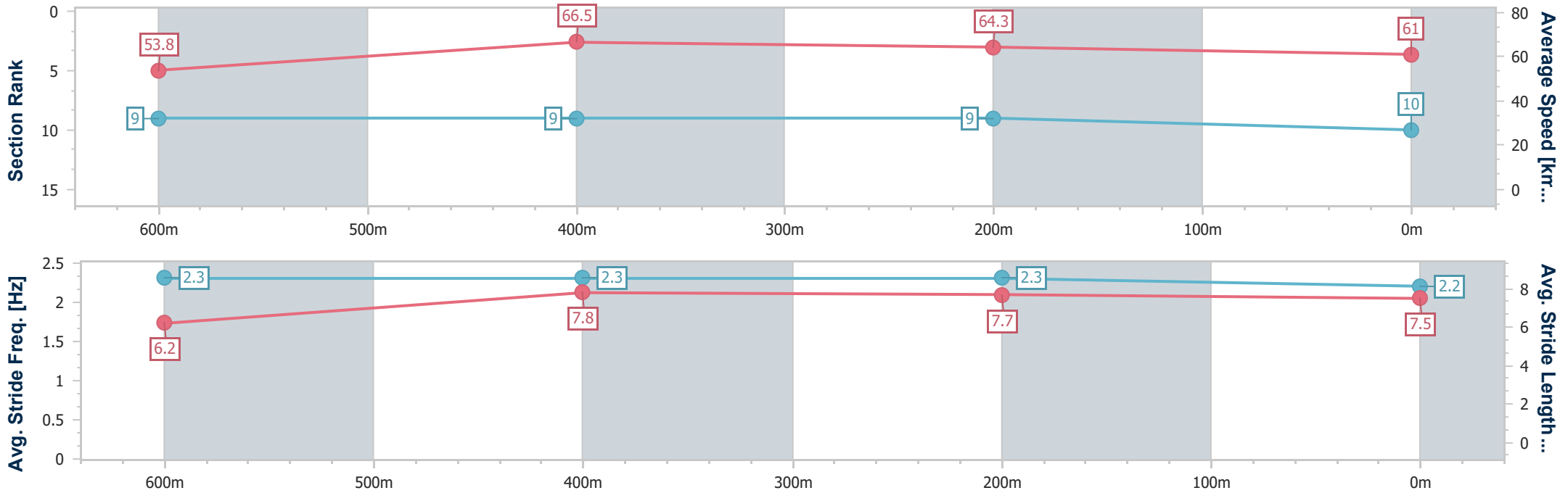
Ipswich QLD Professional
Race 2: GREAT BARRIER REEF QTIS Three-Year-Old Maiden
Plate - 800m



21 March 2024 - 14:12

Track Rating: Good 4, Weather: Fine, Rail Position: +6m

Section	Overall	600m	400m	200m
Section Times	0:47.35 [10] (0:13.40)	0:33.95 [9] (0:10.84)	0:23.11 [9] (0:11.31)	0:11.80 [9] (0:11.80)
Average Speed [km/h]	53.8	66.5	64.3	61.0
Top Speed [km/h]	67.9	68.0	65.3	63.1
Avg. Dist. to Rail [m]	9.1	2.0	3.4	4.8
Avg. Stride Freq. [Hz]	2.3	2.3	2.3	2.2
Avg. Stride Length [m]	6.2	7.8	7.7	7.5



- [] Ranking at each section and finish
- .-.- No data available at this section
- NA No data available



Horse/Jockey Name	Hank The Hustler
Final Rank	11
Fastest Section Time (Section)	0:10.94 (600m)
Top Speed [km/h] (Section)	69.2 (600m)
Race State	Finished



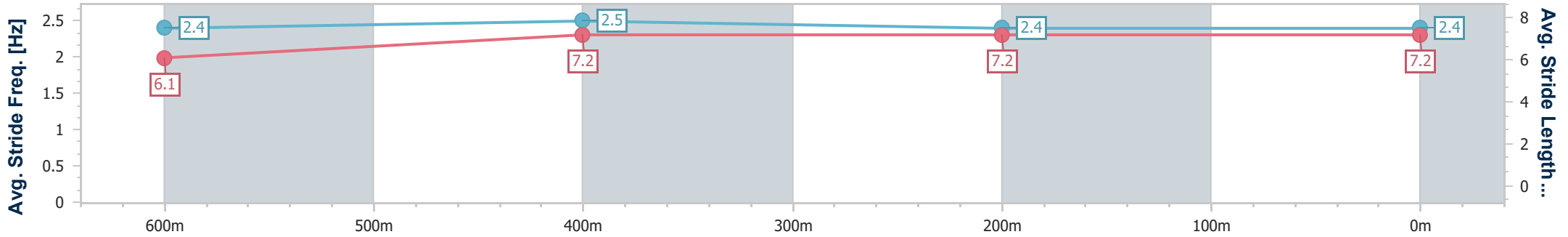
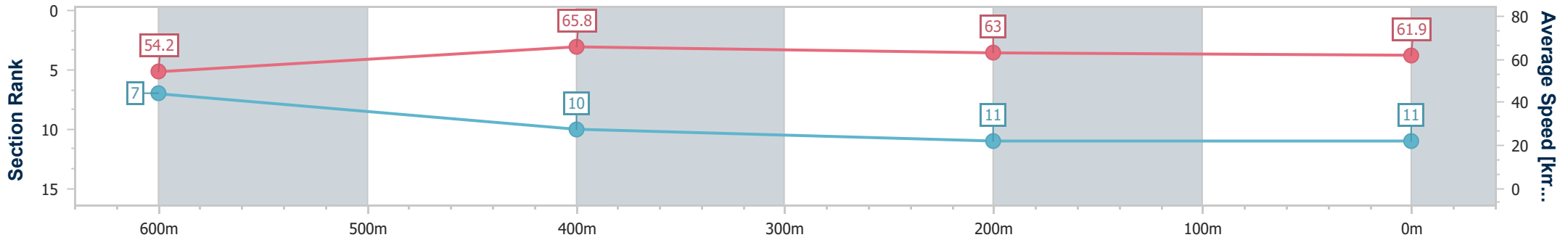
Ipswich QLD Professional
Race 2: GREAT BARRIER REEF QTIS Three-Year-Old Maiden
Plate - 800m



21 March 2024 - 14:12

Track Rating: Good 4, Weather: Fine, Rail Position: +6m

Section	Overall	600m	400m	200m
Section Times	0:47.47 [11] (0:13.35)	0:34.12 [7] (0:10.94)	0:23.18 [10] (0:11.53)	0:11.65 [11] (0:11.65)
Average Speed [km/h]	54.2	65.8	63.0	61.9
Top Speed [km/h]	69.1	69.2	64.4	64.3
Avg. Dist. to Rail [m]	8.8	2.2	1.5	0.7
Avg. Stride Freq. [Hz]	2.4	2.5	2.4	2.4
Avg. Stride Length [m]	6.1	7.2	7.2	7.2



- [] Ranking at each section and finish
- .-.- No data available at this section
- NA No data available



Horse/Jockey Name	Hamiso
Final Rank	12
Fastest Section Time (Section)	0:11.35 (600m)
Top Speed [km/h] (Section)	65.9 (Overall)
Race State	Finished



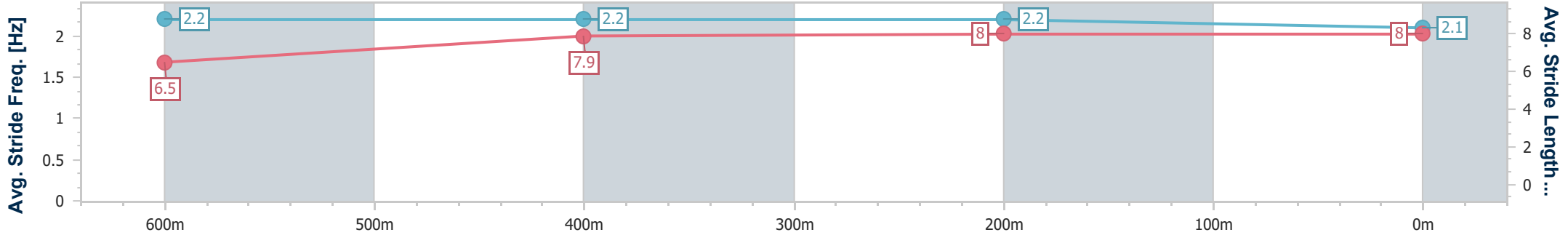
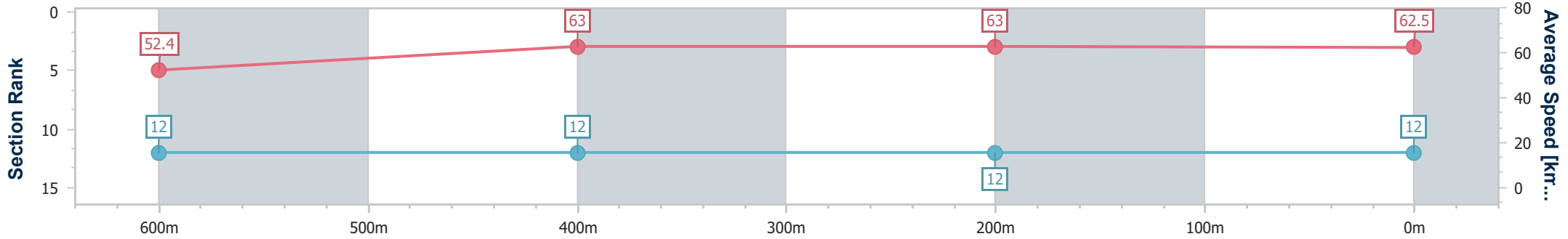
Ipswich QLD Professional
Race 2: GREAT BARRIER REEF QTIS Three-Year-Old Maiden
Plate - 800m



21 March 2024 - 14:12

Track Rating: Good 4, Weather: Fine, Rail Position: +6m

Section	Overall	600m	400m	200m
Section Times	0:48.04 [12] (0:13.76)	0:34.28 [12] (0:11.35)	0:22.93 [12] (0:11.35)	0:11.58 [12] (0:11.58)
Average Speed [km/h]	52.4	63.0	63.0	62.5
Top Speed [km/h]	65.9	65.5	63.3	63.3
Avg. Dist. to Rail [m]	2.4	0.8	2.1	1.8
Avg. Stride Freq. [Hz]	2.2	2.2	2.2	2.1
Avg. Stride Length [m]	6.5	7.9	8.0	8.0



- [] Ranking at each section and finish
- .-.- No data available at this section
- NA No data available



Ipswich QLD Professional

Race 3: EASTER MONDAY RACES Class 4 Handicap - 1690m

21 March 2024 - 14:47



Track Rating: Good 4, Weather: Fine, Rail Position: +6m

Section													Overall	1400m	1200m	1000m	800m	600m	400m	Last 600m
Field Times													1:42.51 (0:17.96)	1:24.55 (0:11.85)	1:12.70 (0:12.19)	1:00.51 (0:12.22)	0:48.29 (0:12.09)	0:36.20 (0:12.24)	0:23.96 (0:11.97)	0:36.20
Rank	TAB	Horse/Jockey	Barrier	Top Speed [km/h]	Fastest Section								Distance Travelled [m]							
1	5	ELLA TE AMA Andrew Mallyon	5	63.9	0:11.85	1:42.51 [1]	1:24.42 [2]	1:12.57 [2]	1:00.25 [2]	0:47.98 [3]	0:35.85 [4]	0:23.88 [2]	0:35.85							
				Overall	1400m	(0:18.09)	(0:11.85)	(0:12.32)	(0:12.27)	(0:12.13)	(0:11.97)	(0:11.89)								
2	1	BEAN FOGGY Cody Collis	1	63.5	0:11.87	1:42.92 [2]	1:24.67 [4]	1:12.80 [4]	1:00.48 [4]	0:48.60 [2]	0:36.47 [2]	0:24.28 [3]	0:36.47 +0							
				Overall	1400m	(0:18.25)	(0:11.87)	(0:12.32)	(0:11.88)	(0:12.13)	(0:12.19)	(0:12.12)								
3	2	MASTER MARKO James Orman	2	63.0	0:11.95	1:43.00 [3]	1:24.61 [6]	1:12.64 [6]	1:00.30 [6]	0:48.09 [6]	0:36.06 [6]	0:24.06 [6]	0:36.06 -4							
				Overall	200m	(0:18.39)	(0:11.97)	(0:12.34)	(0:12.21)	(0:12.03)	(0:12.00)	(0:12.11)								
4	7	WHISTLING SPIRIT Samantha Collett	7	61.6	0:11.94	1:43.05 [4]	1:24.91 [3]	1:12.97 [3]	1:00.70 [3]	0:48.50 [4]	0:36.44 [3]	0:24.27 [4]	0:36.44 -6							
				Overall	1400m	(0:18.14)	(0:11.94)	(0:12.27)	(0:12.20)	(0:12.06)	(0:12.17)	(0:12.16)								
5	4	OZARCH Nozi Tomizawa	4	63.4	0:11.96	1:43.15 [5]	1:24.83 [5]	1:12.87 [5]	1:00.58 [5]	0:48.37 [5]	0:36.26 [5]	0:24.30 [5]	0:36.26 -1							
				Overall	1400m	(0:18.32)	(0:11.96)	(0:12.29)	(0:12.21)	(0:12.11)	(0:11.96)	(0:12.09)								
6	8	VANCITY Jason Taylor	8	62.0	0:11.76	1:43.20 [6]	1:24.41 [7]	1:12.65 [7]	1:00.31 [7]	0:48.15 [7]	0:36.03 [7]	0:24.01 [7]	0:36.03 -2							
				Overall	1400m	(0:18.79)	(0:11.76)	(0:12.34)	(0:12.16)	(0:12.12)	(0:12.02)	(0:12.00)								
7	9	TIGER FOR LIFE Angela Jones	9	63.9	0:11.85	1:43.69 [7]	1:25.73 [1]	1:13.88 [1]	1:01.69 [1]	0:49.47 [1]	0:37.38 [1]	0:25.14 [1]	0:37.38 -7							
				Overall	1400m	(0:17.96)	(0:11.85)	(0:12.19)	(0:12.22)	(0:12.09)	(0:12.24)	(0:12.40)								
8	6	WATCH THE CAT Jai Williams	6	63.1	0:11.74	1:46.00 [8]	1:27.03 [8]	1:15.29 [8]	1:02.67 [9]	0:50.52 [9]	0:38.42 [9]	0:26.14 [8]	0:38.42 -2							
				Overall	1400m	(0:18.97)	(0:11.74)	(0:12.62)	(0:12.15)	(0:12.10)	(0:12.28)	(0:12.70)								

Did Not Finish: Maxcalemma (#3)

[] Ranking at each section and finish
 -:-:- No data available at this section
 NA No data available

SCN Saddle cloth number
 DNF Did not finish
 DNT Did not track



Ipswich QLD Professional
Race 3: EASTER MONDAY RACES Class 4 Handicap - 1690m
 21 March 2024 - 14:47



Track Rating: Good 4, Weather: Fine, Rail Position: +6m

Section				200m				Last 600m	
Field Times				0:11.99 (0:11.99)				0:36.20	
Rank	TAB	Horse/Jockey	Barrier	Top Speed [km/h]	Fastest Section	Margin			Distance Travelled [m]
1	5	ELLA TE AMA Andrew Mallyon	5	63.9	0:11.85 Overall 1400m	0:11.99 [1] (0:11.99)	1:42.51		0:35.85
2	1	BEAN FOGGY Cody Collis	1	63.5	0:11.87 Overall 1400m	0:12.16 [2] (0:12.16)	0.41L		0:36.47 +0
3	2	MASTER MARKO James Orman	2	63.0	0:11.95 Overall 200m	0:11.95 [6] (0:11.95)	0.08L		0:36.06 -4
4	7	WHISTLING SPIRIT Samantha Collett	7	61.6	0:11.94 Overall 1400m	0:12.11 [3] (0:12.11)	0.05L		0:36.44 -6
5	4	OZARCH Nozi Tomizawa	4	63.4	0:11.96 Overall 1400m	0:12.21 [4] (0:12.21)	0.1L		0:36.26 -1
6	8	VANCITY Jason Taylor	8	62.0	0:11.76 Overall 1400m	0:12.01 [7] (0:12.01)	0.05L		0:36.03 -2
7	9	TIGER FOR LIFE Angela Jones	9	63.9	0:11.85 Overall 1400m	0:12.74 [5] (0:12.74)	0.49L		0:37.38 -7
8	6	WATCH THE CAT Jai Williams	6	63.1	0:11.74 Overall 1400m	0:13.44 [8] (0:13.44)	2.31L		0:38.42 -2

Did Not Finish: Maxcalemma (#3)

[] Ranking at each section and finish
 -:-:- No data available at this section
 NA No data available

SCN Saddle cloth number
 DNF Did not finish
 DNT Did not track



Horse/Jockey Name	Ella Te Ama
Final Rank	1
Fastest Section Time (Section)	0:11.85 (1400m)
Top Speed [km/h] (Section)	63.9 (Overall)
Race State	Finished



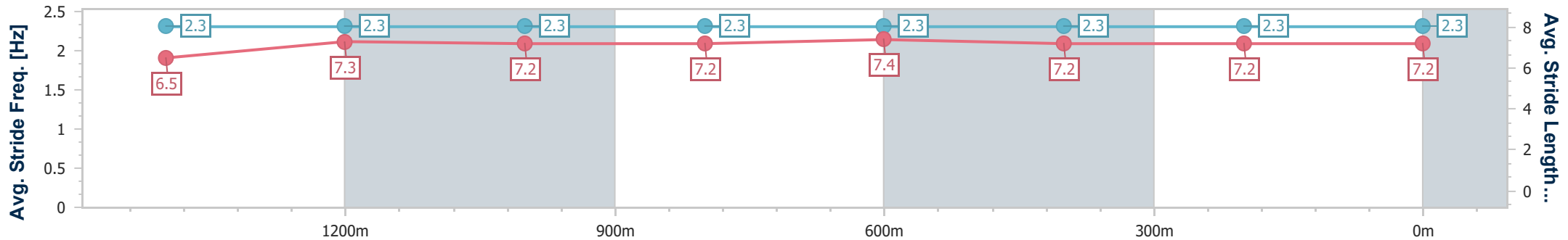
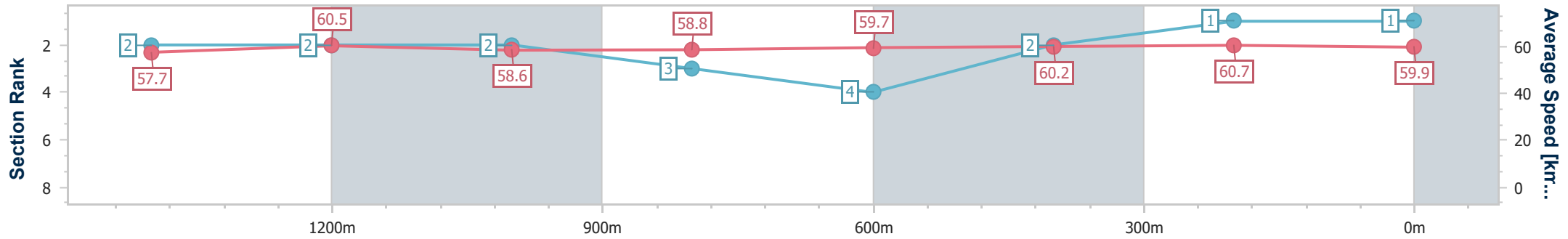
Ipswich QLD Professional
Race 3: EASTER MONDAY RACES Class 4 Handicap - 1690m



21 March 2024 - 14:47

Track Rating: Good 4, Weather: Fine, Rail Position: +6m

Section	Overall	1400m	1200m	1000m	800m	600m	400m	200m
Section Times	1:42.51 [1] (0:18.09)	1:24.42 [2] (0:11.85)	1:12.57 [2] (0:12.32)	1:00.25 [2] (0:12.27)	0:47.98 [3] (0:12.13)	0:35.85 [4] (0:11.97)	0:23.88 [2] (0:11.89)	0:11.99 [1] (0:11.99)
Average Speed [km/h]	57.7	60.5	58.6	58.8	59.7	60.2	60.7	59.9
Top Speed [km/h]	63.9	63.0	59.0	59.3	59.9	60.8	61.9	61.6
Avg. Dist. to Rail [m]	4.3	0.9	0.5	1.4	1.1	0.9	1.2	1.7
Avg. Stride Freq. [Hz]	2.3	2.3	2.3	2.3	2.3	2.3	2.3	2.3
Avg. Stride Length [m]	6.5	7.3	7.2	7.2	7.4	7.2	7.2	7.2



- [] Ranking at each section and finish
- .-.- No data available at this section
- NA No data available



Horse/Jockey Name	Bean Foggy
Final Rank	2
Fastest Section Time (Section)	0:11.87 (1400m)
Top Speed [km/h] (Section)	63.5 (Overall)
Race State	Finished



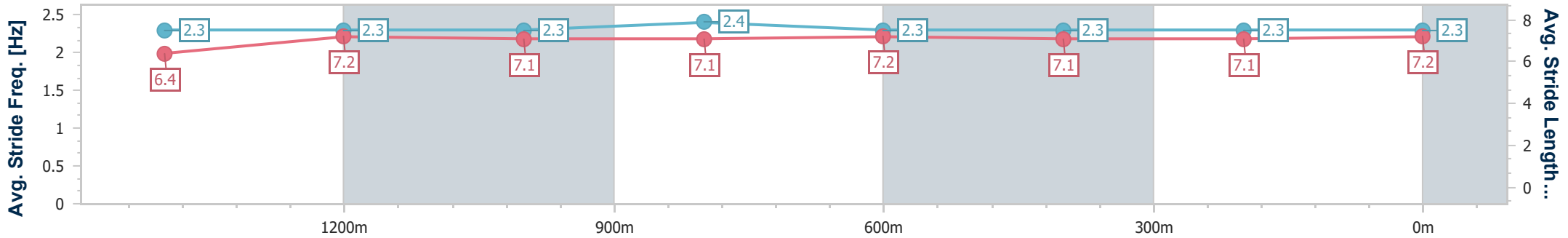
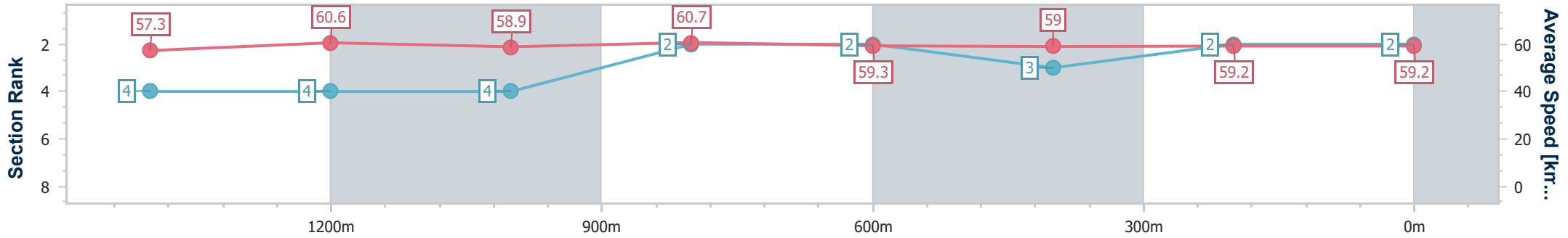
Ipswich QLD Professional
Race 3: EASTER MONDAY RACES Class 4 Handicap - 1690m



21 March 2024 - 14:47

Track Rating: Good 4, Weather: Fine, Rail Position: +6m

Section	Overall	1400m	1200m	1000m	800m	600m	400m	200m
Section Times	1:42.92 [2] (0:18.25)	1:24.67 [4] (0:11.87)	1:12.80 [4] (0:12.32)	1:00.48 [4] (0:11.88)	0:48.60 [2] (0:12.13)	0:36.47 [2] (0:12.19)	0:24.28 [3] (0:12.12)	0:12.16 [2] (0:12.16)
Average Speed [km/h]	57.3	60.6	58.9	60.7	59.3	59.0	59.2	59.2
Top Speed [km/h]	63.5	62.5	60.4	62.3	60.4	59.8	60.3	59.9
Avg. Dist. to Rail [m]	3.2	0.2	0.9	1.6	0.2	0.4	0.4	0.5
Avg. Stride Freq. [Hz]	2.3	2.3	2.3	2.4	2.3	2.3	2.3	2.3
Avg. Stride Length [m]	6.4	7.2	7.1	7.1	7.2	7.1	7.1	7.2



- [] Ranking at each section and finish
- .-.- No data available at this section
- NA No data available



Horse/Jockey Name	Master Marko
Final Rank	3
Fastest Section Time (Section)	0:11.95 (200m)
Top Speed [km/h] (Section)	63.0 (Overall)
Race State	Finished



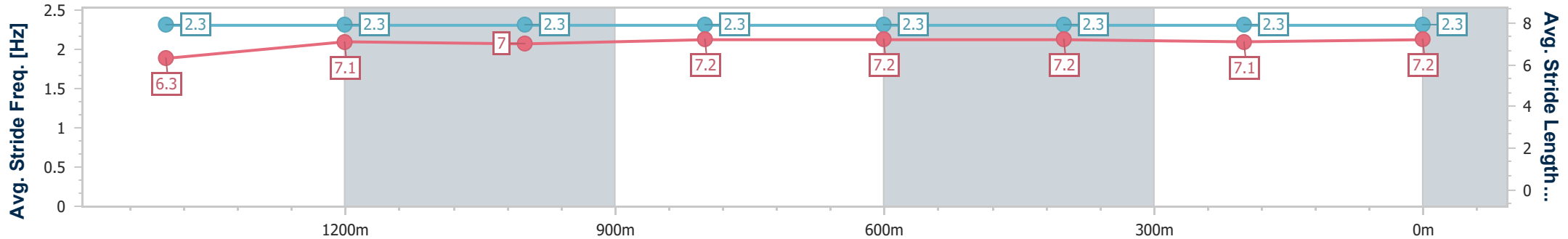
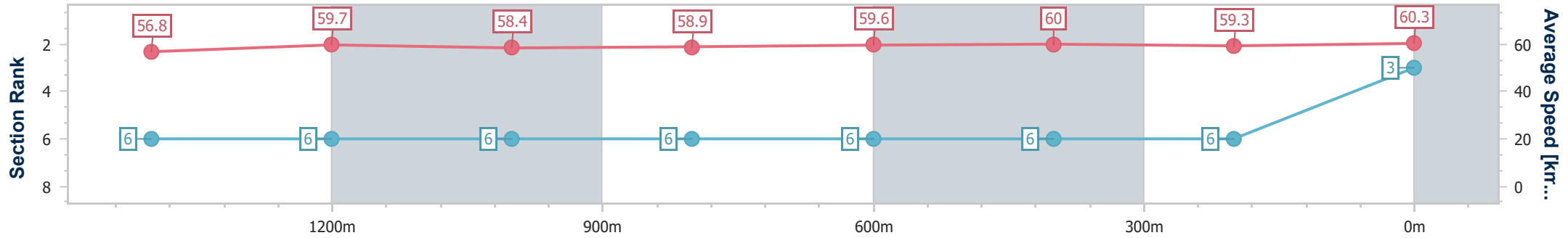
Ipswich QLD Professional
Race 3: EASTER MONDAY RACES Class 4 Handicap - 1690m



21 March 2024 - 14:47

Track Rating: Good 4, Weather: Fine, Rail Position: +6m

Section	Overall	1400m	1200m	1000m	800m	600m	400m	200m					
Section Times	1:43.00 [3] (0:18.39)	1:24.61 [6] (0:11.97)	1:12.64 [6] (0:12.34)	1:00.30 [6] (0:12.21)	0:48.09 [6] (0:12.03)	0:36.06 [6] (0:12.00)	0:24.06 [6] (0:12.11)	0:11.95 [6] (0:11.95)					
Average Speed [km/h]	56.8	59.7	58.4	58.9	59.6	60.0	59.3	60.3					
Top Speed [km/h]	63.0	61.4	58.8	59.7	60.2	60.5	61.1	62.1					
Avg. Dist. to Rail [m]	1.5	1.3	0.6	0.2	0.7	0.2	0.4	2.1					
Avg. Stride Freq. [Hz]	2.3	2.3	2.3	2.3	2.3	2.3	2.3	2.3					
Avg. Stride Length [m]	6.3	7.1	7.0	7.2	7.2	7.2	7.1	7.2					



- [] Ranking at each section and finish
- .-.- No data available at this section
- NA No data available



Horse/Jockey Name	Whistling Spirit
Final Rank	4
Fastest Section Time (Section)	0:11.94 (1400m)
Top Speed [km/h] (Section)	61.6 (Overall)
Race State	Finished



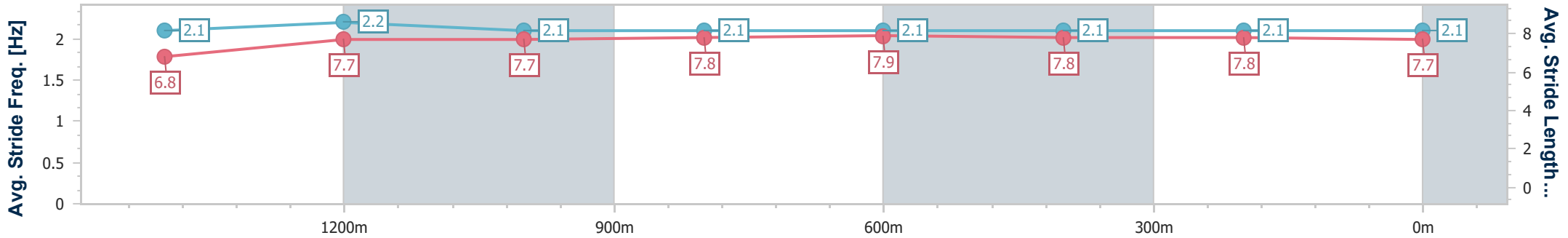
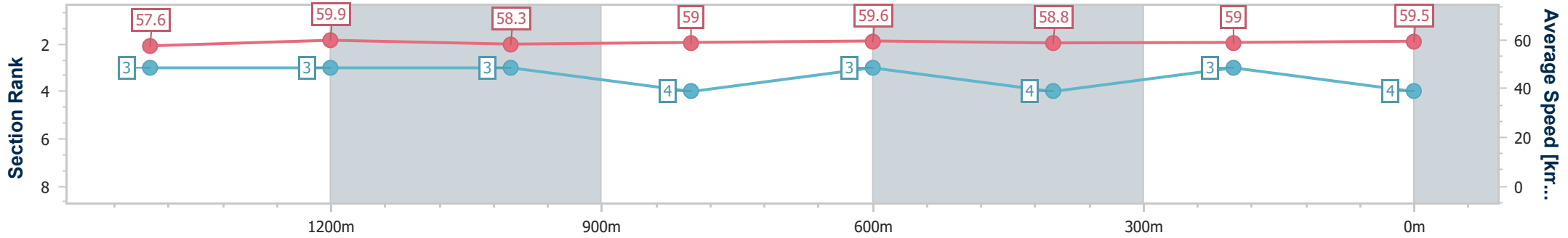
Ipswich QLD Professional
Race 3: EASTER MONDAY RACES Class 4 Handicap - 1690m



21 March 2024 - 14:47

Track Rating: Good 4, Weather: Fine, Rail Position: +6m

Section	Overall	1400m	1200m	1000m	800m	600m	400m	200m
Section Times	1:43.05 [4] (0:18.14)	1:24.91 [3] (0:11.94)	1:12.97 [3] (0:12.27)	1:00.70 [3] (0:12.20)	0:48.50 [4] (0:12.06)	0:36.44 [3] (0:12.17)	0:24.27 [4] (0:12.16)	0:12.11 [3] (0:12.11)
Average Speed [km/h]	57.6	59.9	58.3	59.0	59.6	58.8	59.0	59.5
Top Speed [km/h]	61.6	61.2	58.7	60.5	60.6	60.1	60.7	61.0
Avg. Dist. to Rail [m]	1.7	1.8	1.2	0.3	0.4	0.6	0.9	0.4
Avg. Stride Freq. [Hz]	2.1	2.2	2.1	2.1	2.1	2.1	2.1	2.1
Avg. Stride Length [m]	6.8	7.7	7.7	7.8	7.9	7.8	7.8	7.7



- [] Ranking at each section and finish
- .-.- No data available at this section
- NA No data available



Horse/Jockey Name	Ozarch
Final Rank	5
Fastest Section Time (Section)	0:11.96 (1400m)
Top Speed [km/h] (Section)	63.4 (Overall)
Race State	Finished



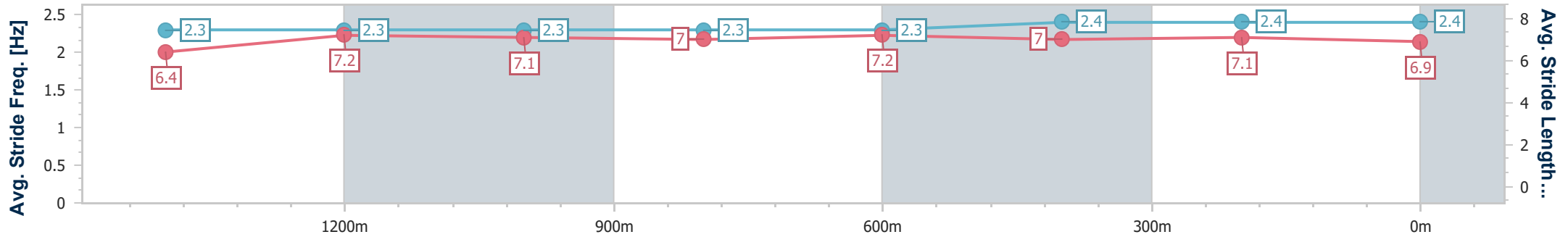
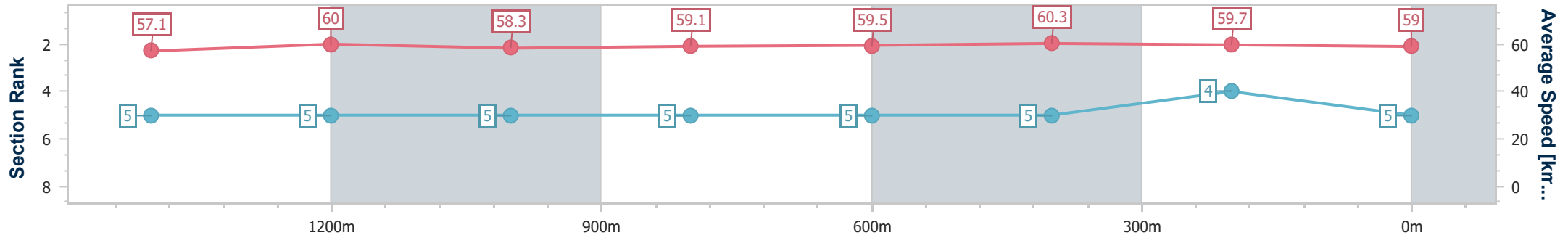
Ipswich QLD Professional
Race 3: EASTER MONDAY RACES Class 4 Handicap - 1690m



21 March 2024 - 14:47

Track Rating: Good 4, Weather: Fine, Rail Position: +6m

Section	Overall	1400m	1200m	1000m	800m	600m	400m	200m
Section Times	1:43.15 [5] (0:18.32)	1:24.83 [5] (0:11.96)	1:12.87 [5] (0:12.29)	1:00.58 [5] (0:12.21)	0:48.37 [5] (0:12.11)	0:36.26 [5] (0:11.96)	0:24.30 [5] (0:12.09)	0:12.21 [4] (0:12.21)
Average Speed [km/h]	57.1	60.0	58.3	59.1	59.5	60.3	59.7	59.0
Top Speed [km/h]	63.4	62.0	59.1	59.8	60.2	61.4	60.6	60.0
Avg. Dist. to Rail [m]	1.7	1.0	0.5	0.8	0.5	0.7	1.1	3.2
Avg. Stride Freq. [Hz]	2.3	2.3	2.3	2.3	2.3	2.4	2.4	2.4
Avg. Stride Length [m]	6.4	7.2	7.1	7.0	7.2	7.0	7.1	6.9



- [] Ranking at each section and finish
- .-.- No data available at this section
- NA No data available



Horse/Jockey Name	Vancity
Final Rank	6
Fastest Section Time (Section)	0:11.76 (1400m)
Top Speed [km/h] (Section)	62.0 (Overall)
Race State	Finished



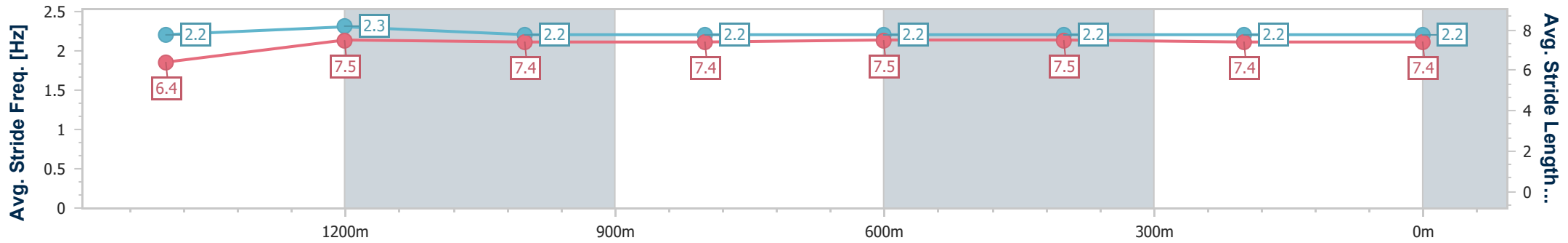
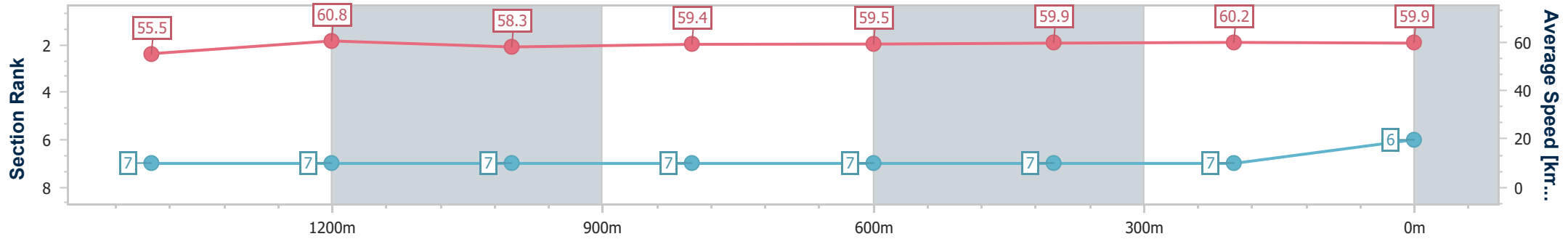
Ipswich QLD Professional
Race 3: EASTER MONDAY RACES Class 4 Handicap - 1690m



21 March 2024 - 14:47

Track Rating: Good 4, Weather: Fine, Rail Position: +6m

Section	Overall	1400m	1200m	1000m	800m	600m	400m	200m					
Section Times	1:43.20 [6] (0:18.79)	1:24.41 [7] (0:11.76)	1:12.65 [7] (0:12.34)	1:00.31 [7] (0:12.16)	0:48.15 [7] (0:12.12)	0:36.03 [7] (0:12.02)	0:24.01 [7] (0:12.00)	0:12.01 [7] (0:12.01)					
Average Speed [km/h]	55.5	60.8	58.3	59.4	59.5	59.9	60.2	59.9					
Top Speed [km/h]	62.0	61.8	58.9	60.4	60.4	61.1	61.6	61.3					
Avg. Dist. to Rail [m]	2.4	1.9	0.7	1.1	0.5	0.6	1.3	4.2					
Avg. Stride Freq. [Hz]	2.2	2.3	2.2	2.2	2.2	2.2	2.2	2.2					
Avg. Stride Length [m]	6.4	7.5	7.4	7.4	7.5	7.5	7.4	7.4					



- [] Ranking at each section and finish
- .-.- No data available at this section
- NA No data available



Horse/Jockey Name	Tiger For Life
Final Rank	7
Fastest Section Time (Section)	0:11.85 (1400m)
Top Speed [km/h] (Section)	63.9 (Overall)
Race State	Finished



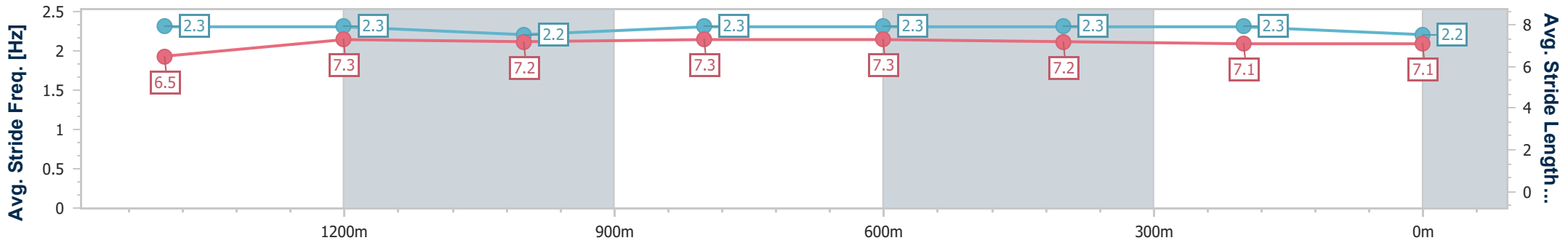
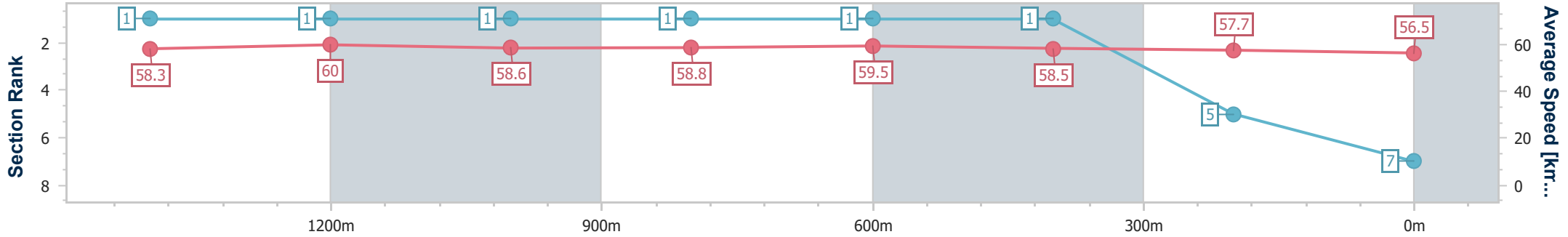
Ipswich QLD Professional
Race 3: EASTER MONDAY RACES Class 4 Handicap - 1690m



21 March 2024 - 14:47

Track Rating: Good 4, Weather: Fine, Rail Position: +6m

Section	Overall	1400m	1200m	1000m	800m	600m	400m	200m
Section Times	1:43.69 [7] (0:17.96)	1:25.73 [1] (0:11.85)	1:13.88 [1] (0:12.19)	1:01.69 [1] (0:12.22)	0:49.47 [1] (0:12.09)	0:37.38 [1] (0:12.24)	0:25.14 [1] (0:12.40)	0:12.74 [5] (0:12.74)
Average Speed [km/h]	58.3	60.0	58.6	58.8	59.5	58.5	57.7	56.5
Top Speed [km/h]	63.9	62.9	59.7	60.4	60.2	59.6	58.7	58.7
Avg. Dist. to Rail [m]	2.0	2.1	1.8	0.7	0.5	1.1	1.6	1.3
Avg. Stride Freq. [Hz]	2.3	2.3	2.2	2.3	2.3	2.3	2.3	2.2
Avg. Stride Length [m]	6.5	7.3	7.2	7.3	7.3	7.2	7.1	7.1



- [] Ranking at each section and finish
- .-.- No data available at this section
- NA No data available



Horse/Jockey Name	Watch the Cat
Final Rank	8
Fastest Section Time (Section)	0:11.74 (1400m)
Top Speed [km/h] (Section)	63.1 (Overall)
Race State	Finished



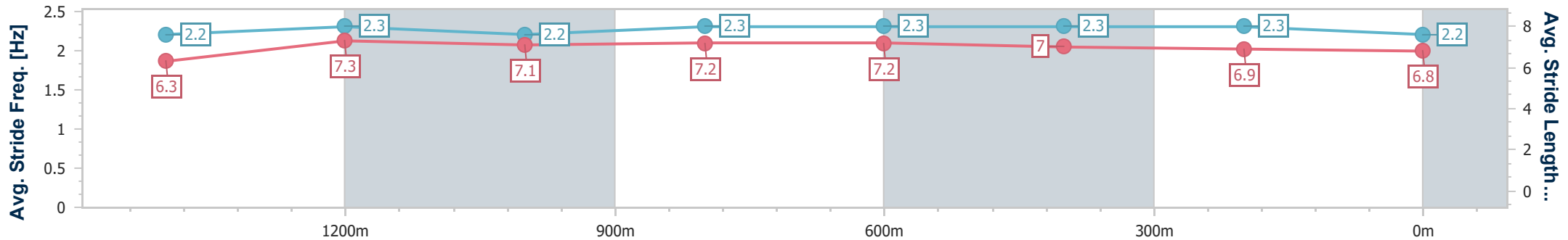
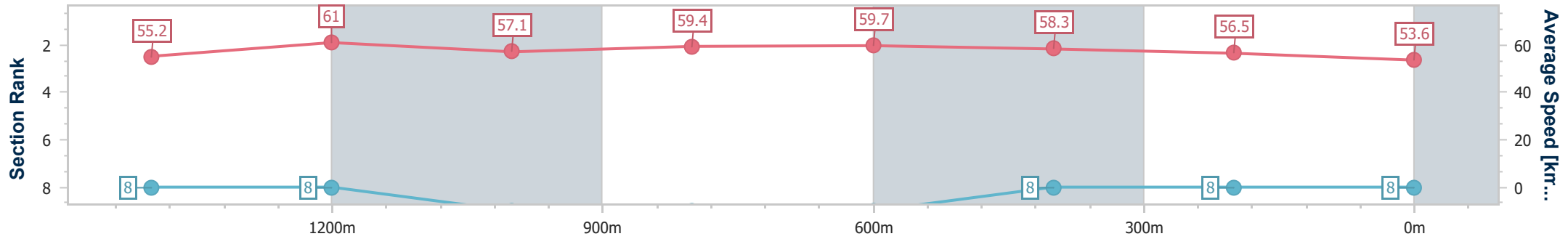
Ipswich QLD Professional
Race 3: EASTER MONDAY RACES Class 4 Handicap - 1690m



21 March 2024 - 14:47

Track Rating: Good 4, Weather: Fine, Rail Position: +6m

Section	Overall	1400m	1200m	1000m	800m	600m	400m	200m
Section Times	1:46.00 [8] (0:18.97)	1:27.03 [8] (0:11.74)	1:15.29 [8] (0:12.62)	1:02.67 [9] (0:12.15)	0:50.52 [9] (0:12.10)	0:38.42 [9] (0:12.28)	0:26.14 [8] (0:12.70)	0:13.44 [8] (0:13.44)
Average Speed [km/h]	55.2	61.0	57.1	59.4	59.7	58.3	56.5	53.6
Top Speed [km/h]	63.1	63.0	58.5	59.9	61.3	60.3	57.8	55.5
Avg. Dist. to Rail [m]	2.6	1.0	0.5	1.3	0.5	1.0	0.8	1.3
Avg. Stride Freq. [Hz]	2.2	2.3	2.2	2.3	2.3	2.3	2.3	2.2
Avg. Stride Length [m]	6.3	7.3	7.1	7.2	7.2	7.0	6.9	6.8



- [] Ranking at each section and finish
- .-.- No data available at this section
- NA No data available



Horse/Jockey Name	Maxcalemma
Final Rank	2147483647
Fastest Section Time (Section)	0:11.74 (1400m)
Top Speed [km/h] (Section)	61.6 (1400m)
Race State	DidNotFinish



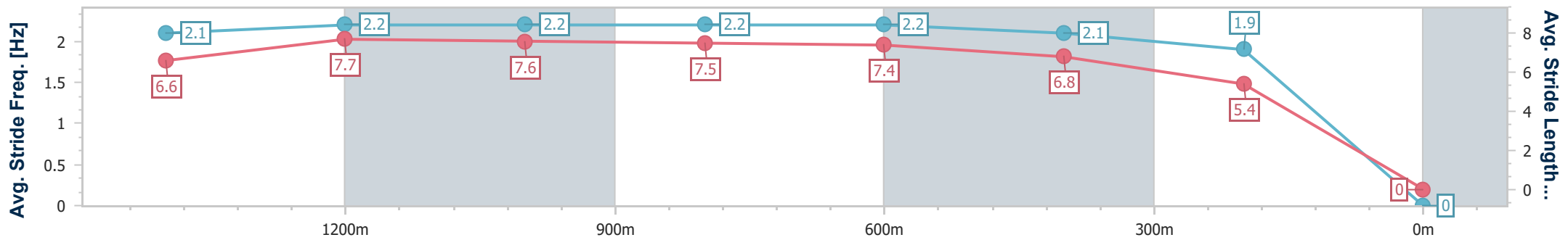
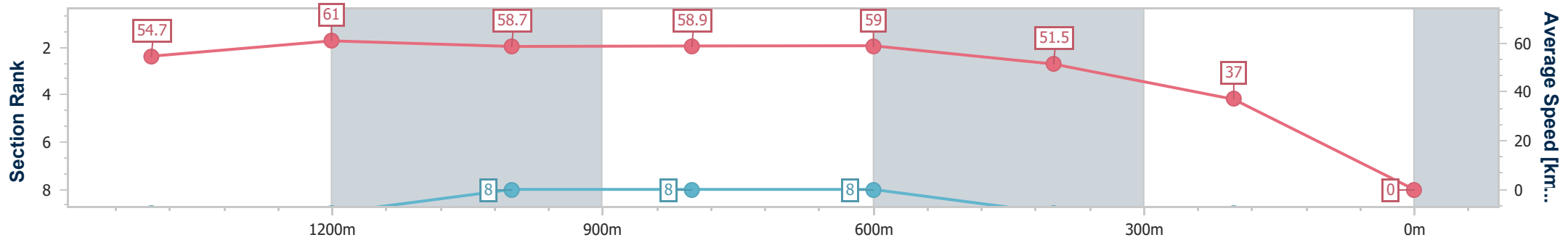
Ipswich QLD Professional
Race 3: EASTER MONDAY RACES Class 4 Handicap - 1690m



21 March 2024 - 14:47

Track Rating: Good 4, Weather: Fine, Rail Position: +6m

Section	Overall	1400m	1200m	1000m	800m	600m	400m	200m				
Section Times	0:00.00 [2147483647 1 (0:19.12)	0:00.00 [9] (0:11.74)	0:00.00 [9] (0:12.17)	0:00.00 [8] (0:12.21)	0:00.00 [8] (0:12.17)	0:00.00 [8] (0:13.86)	0:00.00 [9] (0:19.30)	-:--:--				
Average Speed [km/h]	54.7	61.0	58.7	58.9	59.0	51.5	37.0	0.0				
Top Speed [km/h]	61.6	61.6	60.4	59.8	59.5	57.9	44.5	--				
Avg. Dist. to Rail [m]	3.9	1.5	1.2	0.5	0.9	1.6	1.8	0.0				
Avg. Stride Freq. [Hz]	2.1	2.2	2.2	2.2	2.2	2.1	1.9	--				
Avg. Stride Length [m]	6.6	7.7	7.6	7.5	7.4	6.8	5.4	--				



- [] Ranking at each section and finish
- :--:-- No data available at this section
- NA No data available

[] Ranking at each section and finish
-:--:- No data available at this section
NA No data available

Ipswich QLD Professional

Race 4: AUSTRALIAN INDUSTRY TRADE COLLEGE Class 1 Handicap - 1200m

21 March 2024 - 15:29

Track Rating: Good 4, Weather: Fine, Rail Position: +6m

Section												Last 600m		
Field Times		Overall	1000m	800m	600m	400m	200m						0:35.52	
		1:11.07 (0:13.27)	0:57.80 (0:11.04)	0:46.76 (0:11.24)	0:35.52 (0:11.41)	0:24.11 (0:11.48)	0:12.63 (0:12.63)							
Rank	TAB	Horse/Jockey	Barrier	Top Speed [km/h]	Fastest Section							Margin	Distance Travelled [m]	
1	11	COODARADY Karl Zechner	11	66.3	0:11.20	1:11.07 [1] (0:13.75)	0:57.32 [11] (0:11.46)	0:45.86 [11] (0:11.20)	0:34.66 [11] (0:11.57)	0:23.09 [8] (0:11.48)	0:11.61 [5] (0:11.61)	1:11.07	0:34.66	
2	2	RUSSIAN SUB Sophie Wilcock	2	66.7	0:11.04	1:11.12 [2] (0:13.27)	0:57.85 [1] (0:11.04)	0:46.81 [1] (0:11.24)	0:35.57 [1] (0:11.41)	0:24.16 [1] (0:11.48)	0:12.68 [1] (0:12.68)	0.05L	0:35.57	-1
3	3	RUPERT'S HOUSE Justin Huxtable	3	67.1	0:11.21	1:11.29 [3] (0:13.65)	0:57.64 [10] (0:11.21)	0:46.43 [8] (0:11.23)	0:35.20 [6] (0:11.59)	0:23.61 [5] (0:11.63)	0:11.98 [4] (0:11.98)	0.17L	0:35.20	-1
4	13	SUKICHE Samantha Collett	13	66.3	0:11.17	1:11.52 [4] (0:13.29)	0:58.23 [2] (0:11.17)	0:47.06 [3] (0:11.30)	0:35.76 [3] (0:11.57)	0:24.19 [3] (0:11.72)	0:12.47 [2] (0:12.47)	0.23L	0:35.76	-1
5	6	MISS BACALL Sean Cormack	6	67.2	0:11.20	1:11.76 [5] (0:13.40)	0:58.36 [3] (0:11.20)	0:47.16 [5] (0:11.38)	0:35.78 [5] (0:11.63)	0:24.15 [4] (0:11.93)	0:12.22 [6] (0:12.22)	0.24L	0:35.78	+2
6	10	VULTURE STREET Cody Collis	10	66.2	0:11.38	1:11.77 [6] (0:13.49)	0:58.28 [4] (0:11.39)	0:46.89 [9] (0:11.38)	0:35.51 [8] (0:11.66)	0:23.85 [7] (0:11.72)	0:12.13 [7] (0:12.13)	0.01L	0:35.51	+0
7	7	PUREZZA Mark Du Plessis	7	66.0	0:11.26	1:12.16 [7] (0:13.57)	0:58.59 [8] (0:11.26)	0:47.33 [7] (0:11.50)	0:35.83 [9] (0:11.79)	0:24.04 [11] (0:12.01)	0:12.03 [11] (0:12.03)	0.39L	0:35.83	+7
8	1	AMMAND Andrew Mallyon	1	66.4	0:11.37	1:12.17 [8] (0:13.61)	0:58.56 [9] (0:11.37)	0:47.19 [10] (0:11.41)	0:35.78 [10] (0:11.72)	0:24.06 [10] (0:11.85)	0:12.21 [9] (0:12.21)	0.01L	0:35.78	+4
9	5	SONNY DAZE Damien Thornton	5	68.1	0:10.89	1:12.45 [9] (0:13.55)	0:58.90 [7] (0:10.89)	0:48.01 [2] (0:11.27)	0:36.74 [2] (0:11.50)	0:25.24 [2] (0:11.95)	0:13.29 [3] (0:13.29)	0.28L	0:36.74	+2
10	12	EPAUVESCENT Rikki Jamieson	12	68.2	0:10.97	1:12.75 [10] (0:13.51)	0:59.24 [5] (0:10.97)	0:48.27 [4] (0:11.45)	0:36.82 [4] (0:11.85)	0:24.97 [6] (0:12.07)	0:12.90 [8] (0:12.90)	0.3L	0:36.82	+6

Scratched: Mister Selfie (#9), I Stole It (#4)



Ipswich QLD Professional
Race 4: AUSTRALIAN INDUSTRY TRADE COLLEGE Class 1 Handicap - 1200m
 21 March 2024 - 15:29



Track Rating: Good 4, Weather: Fine, Rail Position: +6m

Section	Overall	1000m	800m	600m	400m	200m	Last 600m
Field Times	1:11.07 (0:13.27)	0:57.80 (0:11.04)	0:46.76 (0:11.24)	0:35.52 (0:11.41)	0:24.11 (0:11.48)	0:12.63 (0:12.63)	0:35.52

Rank	TAB	Horse/Jockey	Barrier	Top Speed [km/h]	Fastest Section	Margin	Distance Travelled [m]
11	8	ZORAYDAH	8	66.3	0:11.20	0.25L	+6
		Ryan Maloney		1000m	1000m		

Scratched: Mister Selfie (#9), I Stole It (#4)

[] Ranking at each section and finish
 -:-:- No data available at this section
 NA No data available

SCN Saddle cloth number
 DNF Did not finish
 DNT Did not track



Horse/Jockey Name	Coodarady
Final Rank	1
Fastest Section Time (Section)	0:11.20 (800m)
Top Speed [km/h] (Section)	66.3 (Overall)
Race State	Finished



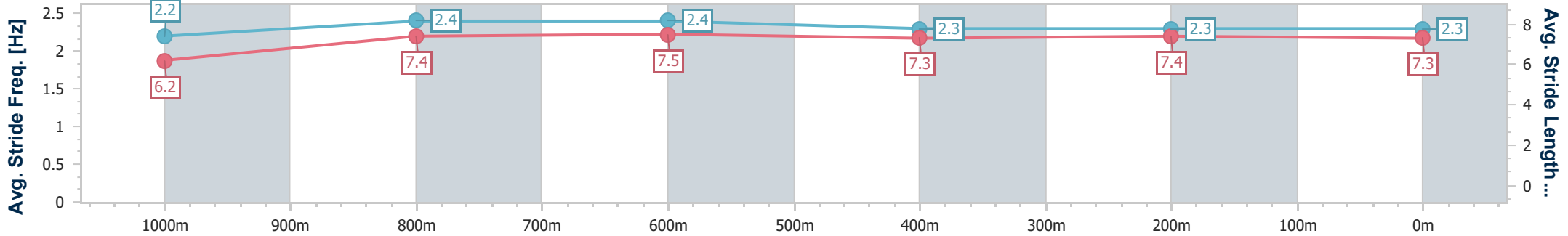
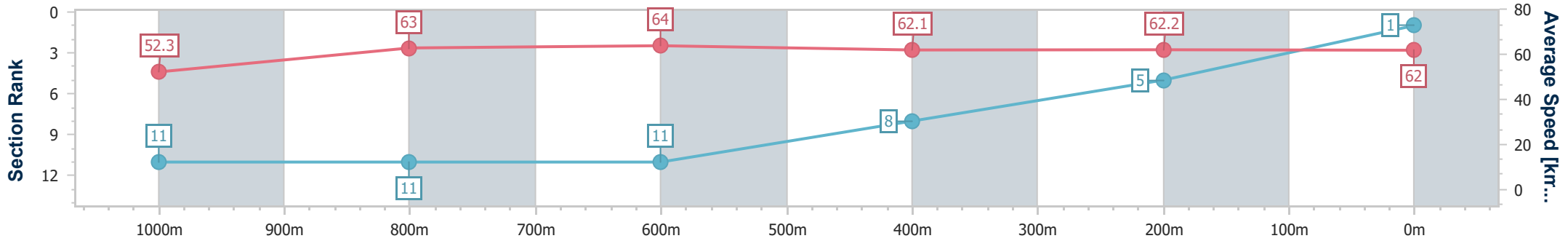
Ipswich QLD Professional
 Race 4: AUSTRALIAN INDUSTRY TRADE COLLEGE Class 1
 Handicap - 1200m



21 March 2024 - 15:29

Track Rating: Good 4, Weather: Fine, Rail Position: +6m

Section	Overall	1000m	800m	600m	400m	200m
Section Times	1:11.07 [1] (0:13.75)	0:57.32 [11] (0:11.46)	0:45.86 [11] (0:11.20)	0:34.66 [11] (0:11.57)	0:23.09 [8] (0:11.48)	0:11.61 [5] (0:11.61)
Average Speed [km/h]	52.3	63.0	64.0	62.1	62.2	62.0
Top Speed [km/h]	66.3	65.8	65.0	63.3	63.9	63.9
Avg. Dist. to Rail [m]	9.4	2.2	1.2	1.2	0.9	1.6
Avg. Stride Freq. [Hz]	2.2	2.4	2.4	2.3	2.3	2.3
Avg. Stride Length [m]	6.2	7.4	7.5	7.3	7.4	7.3



- [] Ranking at each section and finish
- .-.- No data available at this section
- NA No data available



Horse/Jockey Name	Russian Sub
Final Rank	2
Fastest Section Time (Section)	0:11.04 (1000m)
Top Speed [km/h] (Section)	66.7 (Overall)
Race State	Finished



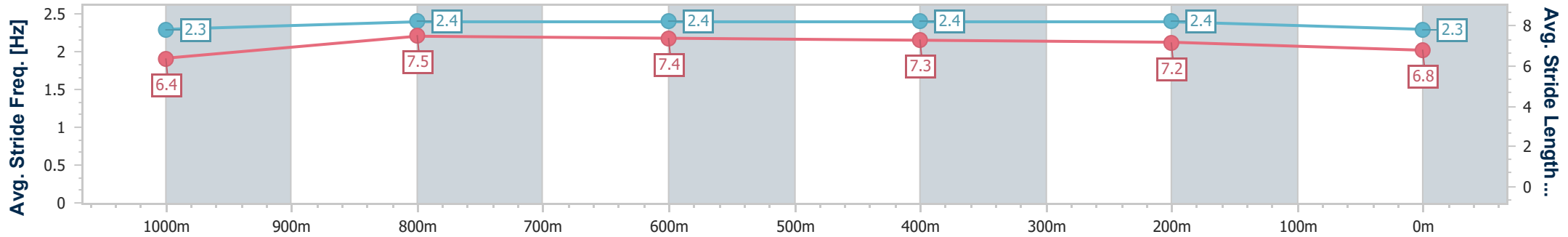
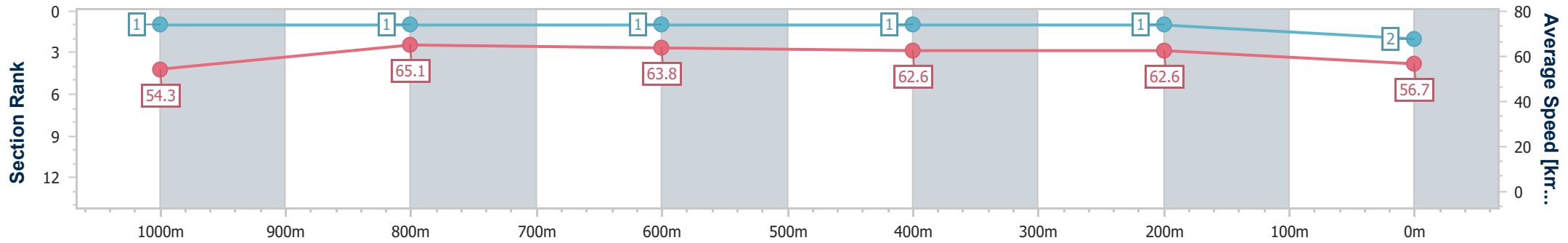
Ipswich QLD Professional
 Race 4: AUSTRALIAN INDUSTRY TRADE COLLEGE Class 1
 Handicap - 1200m



21 March 2024 - 15:29

Track Rating: Good 4, Weather: Fine, Rail Position: +6m

Section	Overall	1000m	800m	600m	400m	200m
Section Times	1:11.12 [2] (0:13.27)	0:57.85 [1] (0:11.04)	0:46.81 [1] (0:11.24)	0:35.57 [1] (0:11.41)	0:24.16 [1] (0:11.48)	0:12.68 [1] (0:12.68)
Average Speed [km/h]	54.3	65.1	63.8	62.6	62.6	56.7
Top Speed [km/h]	66.7	66.5	65.3	63.5	63.6	61.3
Avg. Dist. to Rail [m]	8.7	1.1	1.3	1.6	1.7	8.3
Avg. Stride Freq. [Hz]	2.3	2.4	2.4	2.4	2.4	2.3
Avg. Stride Length [m]	6.4	7.5	7.4	7.3	7.2	6.8



- [] Ranking at each section and finish
- .-.- No data available at this section
- NA No data available



Horse/Jockey Name	Rupert's House
Final Rank	3
Fastest Section Time (Section)	0:11.21 (1000m)
Top Speed [km/h] (Section)	67.1 (1000m)
Race State	Finished



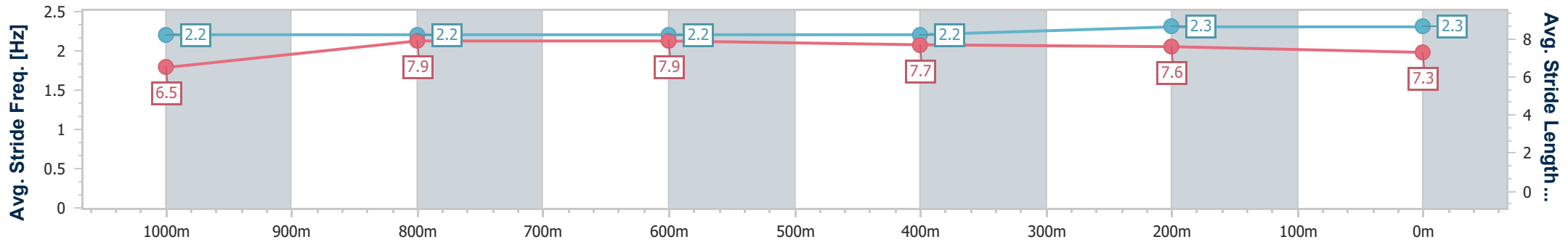
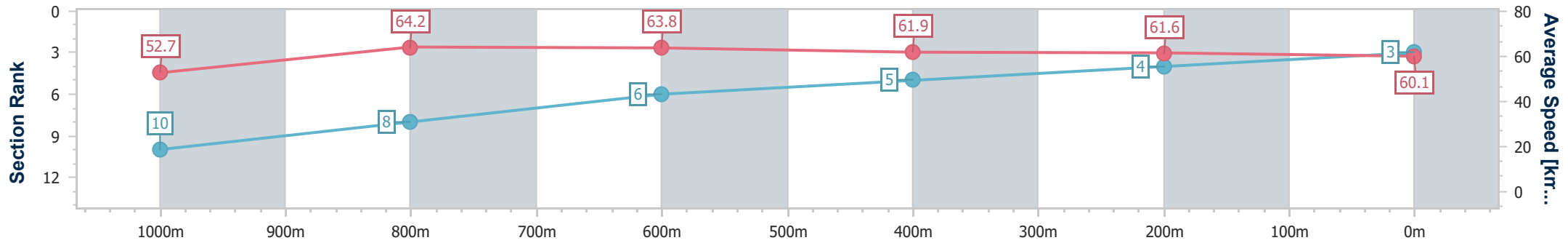
Ipswich QLD Professional
 Race 4: AUSTRALIAN INDUSTRY TRADE COLLEGE Class 1
 Handicap - 1200m



21 March 2024 - 15:29

Track Rating: Good 4, Weather: Fine, Rail Position: +6m

Section	Overall	1000m	800m	600m	400m	200m
Section Times	1:11.29 [3] (0:13.65)	0:57.64 [10] (0:11.21)	0:46.43 [8] (0:11.23)	0:35.20 [6] (0:11.59)	0:23.61 [5] (0:11.63)	0:11.98 [4] (0:11.98)
Average Speed [km/h]	52.7	64.2	63.8	61.9	61.6	60.1
Top Speed [km/h]	67.1	67.1	64.5	62.7	62.5	61.1
Avg. Dist. to Rail [m]	3.9	0.7	1.4	1.0	1.4	1.5
Avg. Stride Freq. [Hz]	2.2	2.2	2.2	2.2	2.3	2.3
Avg. Stride Length [m]	6.5	7.9	7.9	7.7	7.6	7.3



- [] Ranking at each section and finish
- .-.- No data available at this section
- NA No data available



Horse/Jockey Name	Sukiche
Final Rank	4
Fastest Section Time (Section)	0:11.17 (1000m)
Top Speed [km/h] (Section)	66.3 (Overall)
Race State	Finished



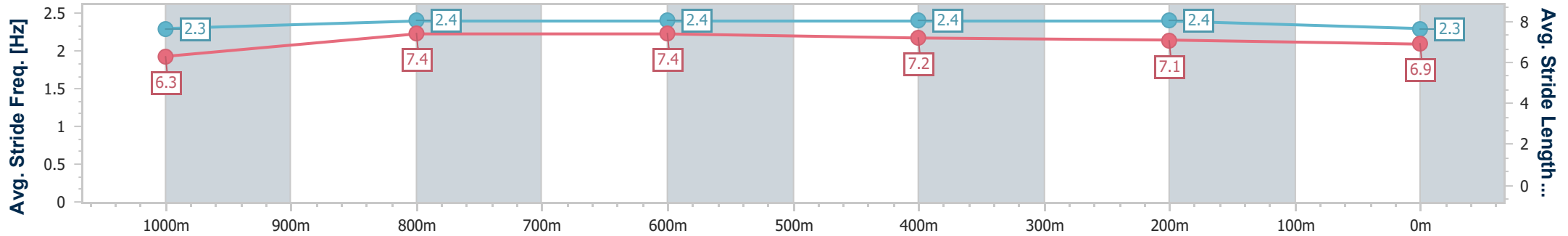
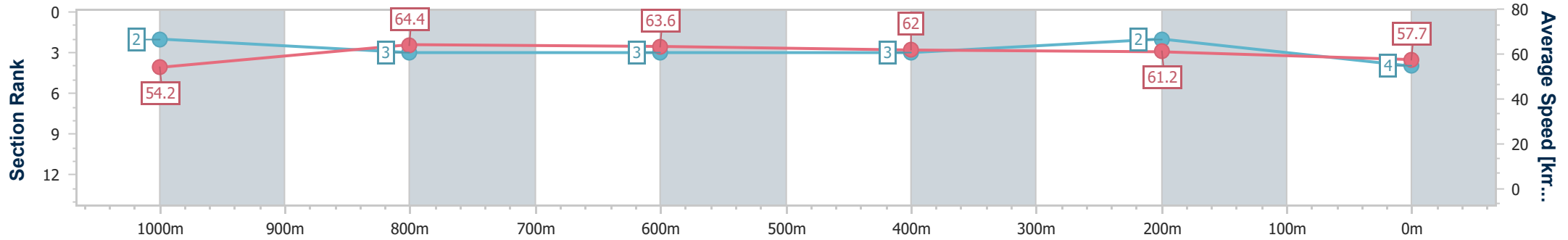
Ipswich QLD Professional
 Race 4: AUSTRALIAN INDUSTRY TRADE COLLEGE Class 1
 Handicap - 1200m



21 March 2024 - 15:29

Track Rating: Good 4, Weather: Fine, Rail Position: +6m

Section	Overall	1000m	800m	600m	400m	200m
Section Times	1:11.52 [4] (0:13.29)	0:58.23 [2] (0:11.17)	0:47.06 [3] (0:11.30)	0:35.76 [3] (0:11.57)	0:24.19 [3] (0:11.72)	0:12.47 [2] (0:12.47)
Average Speed [km/h]	54.2	64.4	63.6	62.0	61.2	57.7
Top Speed [km/h]	66.3	65.9	63.8	62.5	61.9	60.4
Avg. Dist. to Rail [m]	0.9	0.7	0.8	0.7	0.7	3.1
Avg. Stride Freq. [Hz]	2.3	2.4	2.4	2.4	2.4	2.3
Avg. Stride Length [m]	6.3	7.4	7.4	7.2	7.1	6.9



- [] Ranking at each section and finish
- .-.- No data available at this section
- NA No data available



Horse/Jockey Name	Miss Bacall
Final Rank	5
Fastest Section Time (Section)	0:11.20 (1000m)
Top Speed [km/h] (Section)	67.2 (Overall)
Race State	Finished



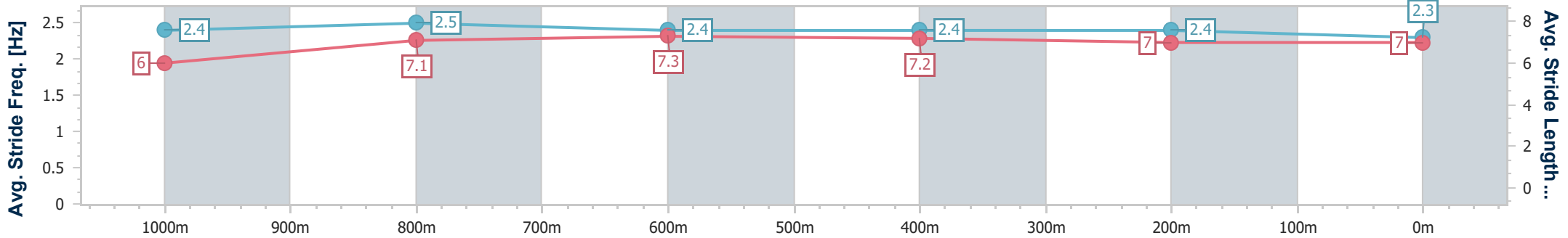
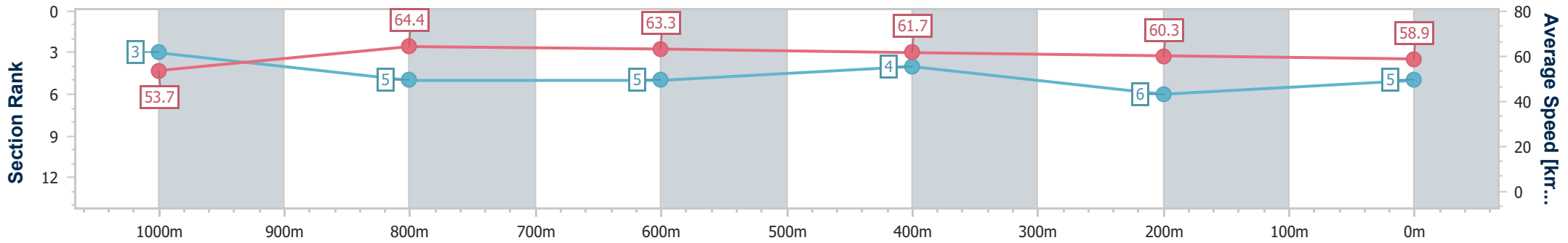
Ipswich QLD Professional
 Race 4: AUSTRALIAN INDUSTRY TRADE COLLEGE Class 1
 Handicap - 1200m



21 March 2024 - 15:29

Track Rating: Good 4, Weather: Fine, Rail Position: +6m

Section	Overall	1000m	800m	600m	400m	200m
Section Times	1:11.76 [5] (0:13.40)	0:58.36 [3] (0:11.20)	0:47.16 [5] (0:11.38)	0:35.78 [5] (0:11.63)	0:24.15 [4] (0:11.93)	0:12.22 [6] (0:12.22)
Average Speed [km/h]	53.7	64.4	63.3	61.7	60.3	58.9
Top Speed [km/h]	67.2	67.1	64.3	63.4	61.4	61.0
Avg. Dist. to Rail [m]	4.1	1.3	0.3	0.3	0.8	1.9
Avg. Stride Freq. [Hz]	2.4	2.5	2.4	2.4	2.4	2.3
Avg. Stride Length [m]	6.0	7.1	7.3	7.2	7.0	7.0



- [] Ranking at each section and finish
- .-.- No data available at this section
- NA No data available



Horse/Jockey Name	Vulture Street
Final Rank	6
Fastest Section Time (Section)	0:11.38 (800m)
Top Speed [km/h] (Section)	66.2 (Overall)
Race State	Finished



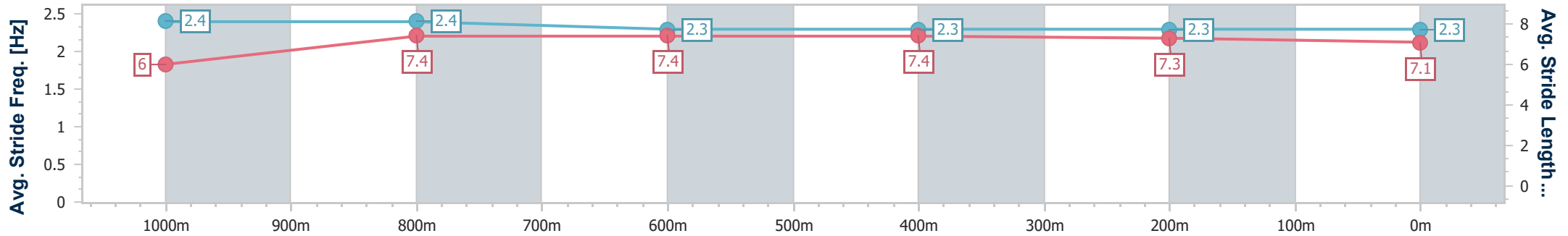
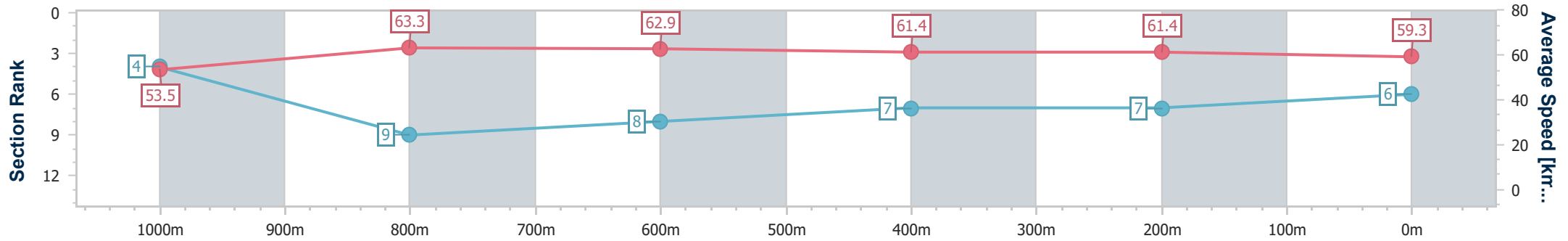
Ipswich QLD Professional
 Race 4: AUSTRALIAN INDUSTRY TRADE COLLEGE Class 1
 Handicap - 1200m



21 March 2024 - 15:29

Track Rating: Good 4, Weather: Fine, Rail Position: +6m

Section	Overall	1000m	800m	600m	400m	200m
Section Times	1:11.77 [6] (0:13.49)	0:58.28 [4] (0:11.39)	0:46.89 [9] (0:11.38)	0:35.51 [8] (0:11.66)	0:23.85 [7] (0:11.72)	0:12.13 [7] (0:12.13)
Average Speed [km/h]	53.5	63.3	62.9	61.4	61.4	59.3
Top Speed [km/h]	66.2	65.8	64.1	62.4	61.7	61.5
Avg. Dist. to Rail [m]	2.6	0.4	0.7	1.2	1.2	3.9
Avg. Stride Freq. [Hz]	2.4	2.4	2.3	2.3	2.3	2.3
Avg. Stride Length [m]	6.0	7.4	7.4	7.4	7.3	7.1



- [] Ranking at each section and finish
- .-.- No data available at this section
- NA No data available



Horse/Jockey Name	Purezza
Final Rank	7
Fastest Section Time (Section)	0:11.26 (1000m)
Top Speed [km/h] (Section)	66.0 (Overall)
Race State	Finished



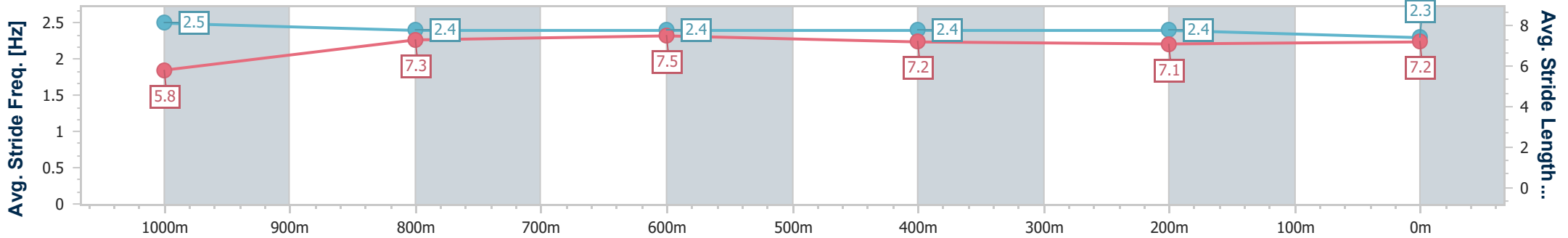
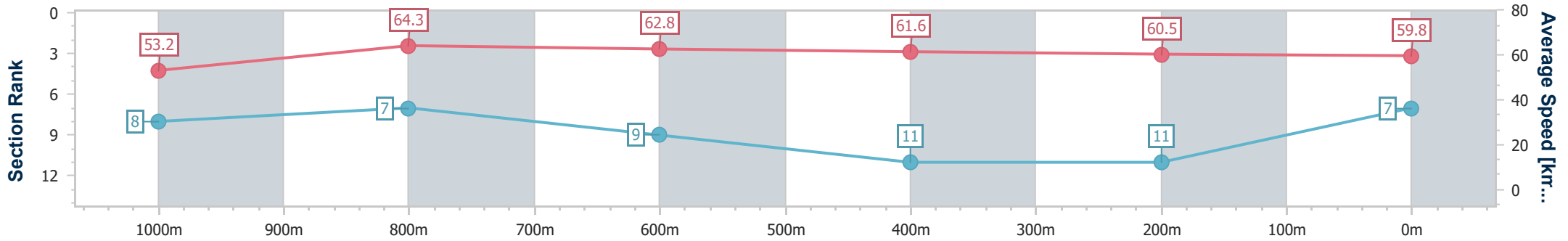
Ipswich QLD Professional
 Race 4: AUSTRALIAN INDUSTRY TRADE COLLEGE Class 1
 Handicap - 1200m



21 March 2024 - 15:29

Track Rating: Good 4, Weather: Fine, Rail Position: +6m

Section	Overall	1000m	800m	600m	400m	200m
Section Times	1:12.16 [7] (0:13.57)	0:58.59 [8] (0:11.26)	0:47.33 [7] (0:11.50)	0:35.83 [9] (0:11.79)	0:24.04 [11] (0:12.01)	0:12.03 [11] (0:12.03)
Average Speed [km/h]	53.2	64.3	62.8	61.6	60.5	59.8
Top Speed [km/h]	66.0	65.8	63.7	63.6	61.6	61.6
Avg. Dist. to Rail [m]	7.7	3.1	0.8	1.8	2.6	3.3
Avg. Stride Freq. [Hz]	2.5	2.4	2.4	2.4	2.4	2.3
Avg. Stride Length [m]	5.8	7.3	7.5	7.2	7.1	7.2



- [] Ranking at each section and finish
- .-.- No data available at this section
- NA No data available



Horse/Jockey Name	Ammand
Final Rank	8
Fastest Section Time (Section)	0:11.37 (1000m)
Top Speed [km/h] (Section)	66.4 (Overall)
Race State	Finished

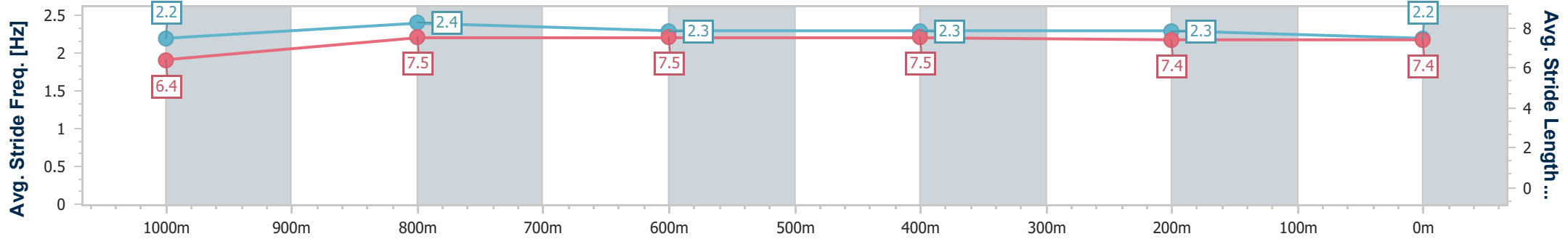
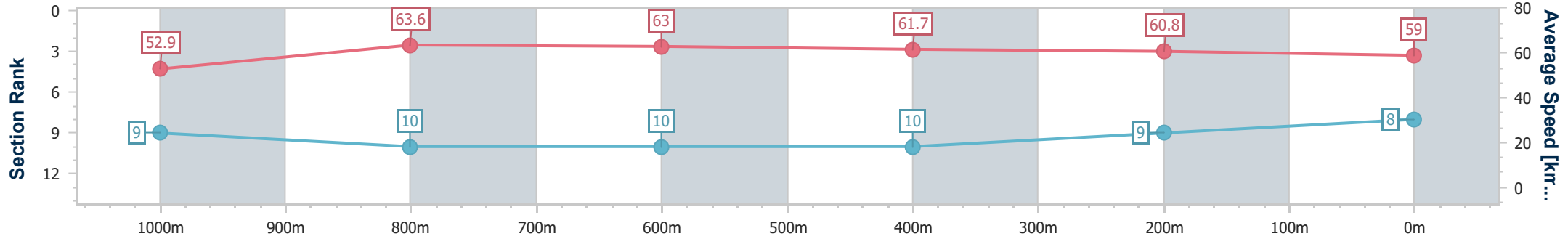


Ipswich QLD Professional
 Race 4: AUSTRALIAN INDUSTRY TRADE COLLEGE Class 1
 Handicap - 1200m
 21 March 2024 - 15:29



Track Rating: Good 4, Weather: Fine, Rail Position: +6m

Section	Overall	1000m	800m	600m	400m	200m
Section Times	1:12.17 [8] (0:13.61)	0:58.56 [9] (0:11.37)	0:47.19 [10] (0:11.41)	0:35.78 [10] (0:11.72)	0:24.06 [10] (0:11.85)	0:12.21 [9] (0:12.21)
Average Speed [km/h]	52.9	63.6	63.0	61.7	60.8	59.0
Top Speed [km/h]	66.4	65.9	63.5	63.2	61.3	60.2
Avg. Dist. to Rail [m]	5.5	1.1	0.3	0.4	0.5	1.1
Avg. Stride Freq. [Hz]	2.2	2.4	2.3	2.3	2.3	2.2
Avg. Stride Length [m]	6.4	7.5	7.5	7.5	7.4	7.4



- [] Ranking at each section and finish
- .-.- No data available at this section
- NA No data available



Horse/Jockey Name	Sonny Daze
Final Rank	9
Fastest Section Time (Section)	0:10.89 (1000m)
Top Speed [km/h] (Section)	68.1 (1000m)
Race State	Finished



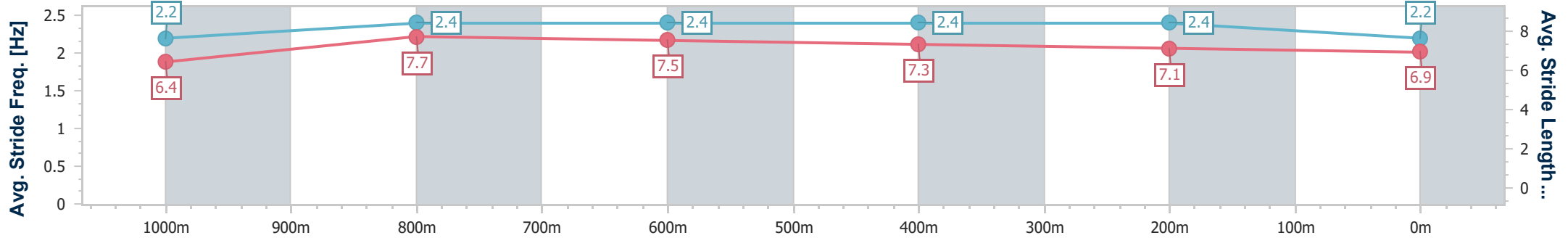
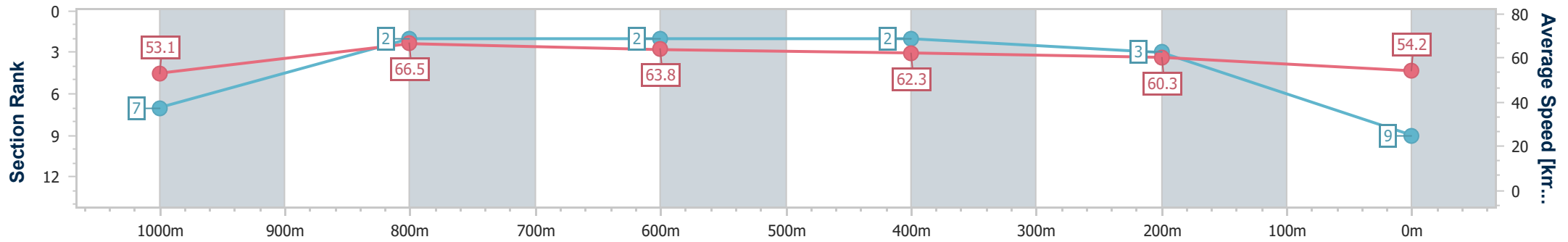
Ipswich QLD Professional
Race 4: AUSTRALIAN INDUSTRY TRADE COLLEGE Class 1
Handicap - 1200m



21 March 2024 - 15:29

Track Rating: Good 4, Weather: Fine, Rail Position: +6m

Section	Overall	1000m	800m	600m	400m	200m
Section Times	1:12.45 [9] (0:13.55)	0:58.90 [7] (0:10.89)	0:48.01 [2] (0:11.27)	0:36.74 [2] (0:11.50)	0:25.24 [2] (0:11.95)	0:13.29 [3] (0:13.29)
Average Speed [km/h]	53.1	66.5	63.8	62.3	60.3	54.2
Top Speed [km/h]	64.8	68.1	64.7	62.8	62.1	59.0
Avg. Dist. to Rail [m]	6.4	3.0	0.6	1.0	1.1	2.9
Avg. Stride Freq. [Hz]	2.2	2.4	2.4	2.4	2.4	2.2
Avg. Stride Length [m]	6.4	7.7	7.5	7.3	7.1	6.9



- [] Ranking at each section and finish
- .-.- No data available at this section
- NA No data available



Horse/Jockey Name	Epauescent
Final Rank	10
Fastest Section Time (Section)	0:10.97 (1000m)
Top Speed [km/h] (Section)	68.2 (1000m)
Race State	Finished



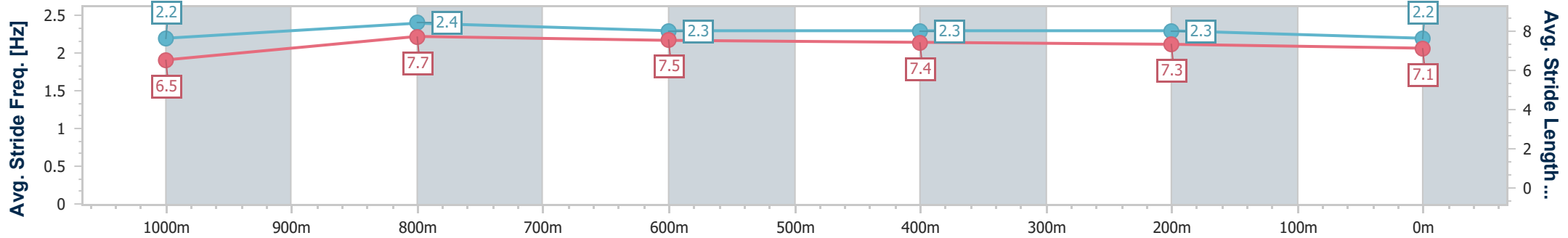
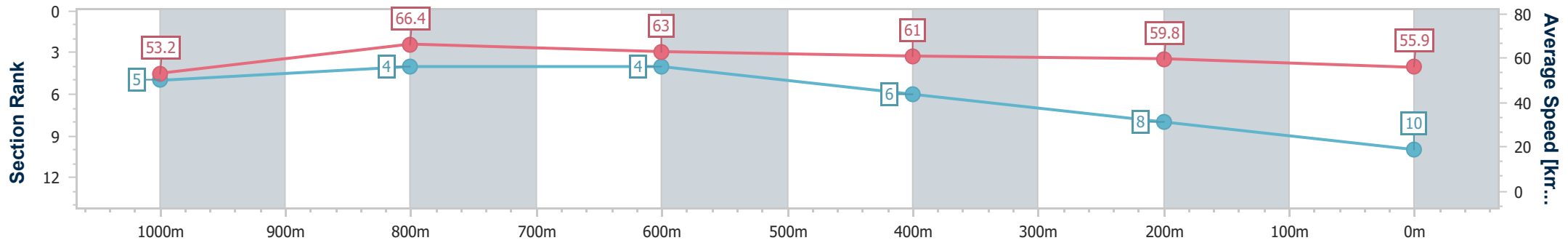
Ipswich QLD Professional
 Race 4: AUSTRALIAN INDUSTRY TRADE COLLEGE Class 1
 Handicap - 1200m



21 March 2024 - 15:29

Track Rating: Good 4, Weather: Fine, Rail Position: +6m

Section	Overall	1000m	800m	600m	400m	200m
Section Times	1:12.75 [10] (0:13.51)	0:59.24 [5] (0:10.97)	0:48.27 [4] (0:11.45)	0:36.82 [4] (0:11.85)	0:24.97 [6] (0:12.07)	0:12.90 [8] (0:12.90)
Average Speed [km/h]	53.2	66.4	63.0	61.0	59.8	55.9
Top Speed [km/h]	67.1	68.2	64.4	62.3	60.2	59.4
Avg. Dist. to Rail [m]	9.0	4.2	0.5	1.3	2.3	5.2
Avg. Stride Freq. [Hz]	2.2	2.4	2.3	2.3	2.3	2.2
Avg. Stride Length [m]	6.5	7.7	7.5	7.4	7.3	7.1



- [] Ranking at each section and finish
- .-.- No data available at this section
- NA No data available



Horse/Jockey Name	Zoraydah
Final Rank	11
Fastest Section Time (Section)	0:11.20 (1000m)
Top Speed [km/h] (Section)	66.3 (1000m)
Race State	Finished



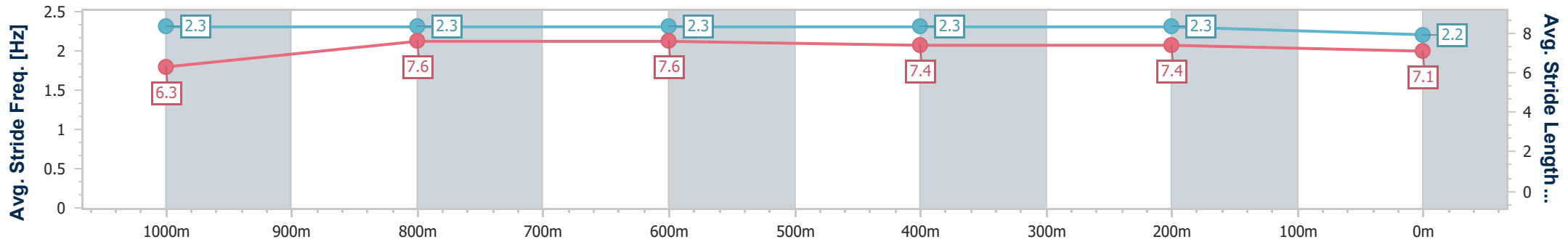
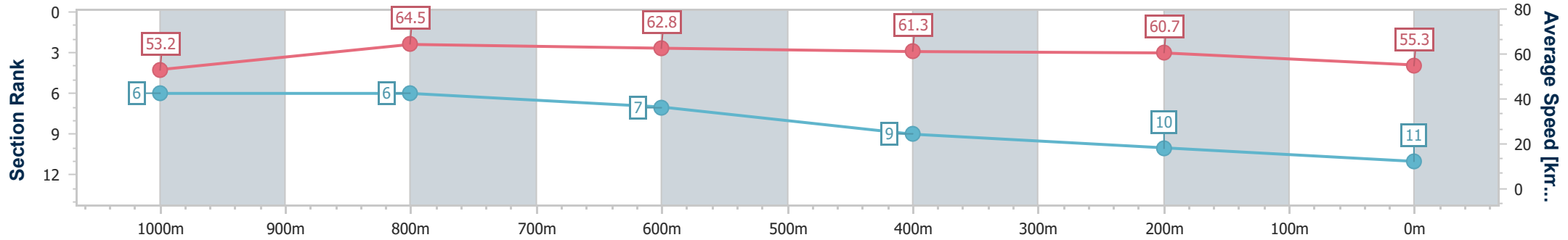
Ipswich QLD Professional
 Race 4: AUSTRALIAN INDUSTRY TRADE COLLEGE Class 1
 Handicap - 1200m



21 March 2024 - 15:29

Track Rating: Good 4, Weather: Fine, Rail Position: +6m

Section	Overall	1000m	800m	600m	400m	200m
Section Times	1:13.00 [11] (0:13.53)	0:59.47 [6] (0:11.20)	0:48.27 [6] (0:11.46)	0:36.81 [7] (0:11.84)	0:24.97 [9] (0:11.95)	0:13.02 [10] (0:13.02)
Average Speed [km/h]	53.2	64.5	62.8	61.3	60.7	55.3
Top Speed [km/h]	66.0	66.3	63.8	62.3	61.6	59.4
Avg. Dist. to Rail [m]	6.8	2.0	0.5	1.4	3.0	5.8
Avg. Stride Freq. [Hz]	2.3	2.3	2.3	2.3	2.3	2.2
Avg. Stride Length [m]	6.3	7.6	7.6	7.4	7.4	7.1



- [] Ranking at each section and finish
- .-.- No data available at this section
- NA No data available

Track Rating: Good 4, Weather: Fine, Rail Position: +6m

Section		Overall										Last 600m		
Field Times		1:11.62										0:34.72		
		(0:13.54)										(0:11.74)		
		1000m										200m		
		0:58.08										0:11.74		
		(0:11.55)										(0:11.74)		
		800m												
		0:46.53												
		(0:11.81)												
		600m												
		0:34.72												
		(0:11.64)												
		400m												
		0:23.08												
		(0:11.34)												
		200m												
		0:11.74												
		(0:11.74)												
Rank	TAB	Horse/Jockey	Barrier	Top Speed [km/h]	Fastest Section	Overall	1000m	800m	600m	400m	200m	Margin	Last 600m	Distance Travelled [m]
1	6	GREAT ASPIRATIONS Ryan Maloney	6	65.9 200m	0:11.23 400m	1:11.62 [1] (0:13.83)	0:57.79 [4] (0:11.56)	0:46.23 [4] (0:11.83)	0:34.40 [3] (0:11.66)	0:22.74 [3] (0:11.23)	0:11.51 [2] (0:11.51)	1:11.62	0:34.40	
2	8	FULL CRY Andrew Spinks	8	65.5 1000m	0:11.34 400m	1:11.84 [2] (0:13.54)	0:58.30 [1] (0:11.55)	0:46.75 [1] (0:11.81)	0:34.94 [1] (0:11.64)	0:23.30 [1] (0:11.34)	0:11.96 [1] (0:11.96)	0.22L	0:34.94	+3
3	2	BAD EDUCATION Cody Collis	2	65.7 400m	0:11.17 400m	1:11.87 [3] (0:13.77)	0:58.10 [3] (0:11.63)	0:46.47 [5] (0:12.00)	0:34.47 [6] (0:11.70)	0:22.77 [6] (0:11.17)	0:11.60 [4] (0:11.60)	0.03L	0:34.47	+1
4	5	CENTRE BOUNCE James Orman	5	66.1 400m	0:11.23 400m	1:12.17 [4] (0:14.07)	0:58.10 [9] (0:11.66)	0:46.44 [10] (0:11.95)	0:34.49 [10] (0:11.74)	0:22.75 [10] (0:11.23)	0:11.52 [7] (0:11.52)	0.3L	0:34.49	+11
5	11	WHAT A SHAM Sean Cormack	11	64.8 400m	0:11.24 400m	1:12.20 [5] (0:14.13)	0:58.07 [10] (0:11.60)	0:46.47 [9] (0:11.92)	0:34.55 [9] (0:11.71)	0:22.84 [8] (0:11.24)	0:11.60 [6] (0:11.60)	0.03L	0:34.55	+1
6	13	WISH I HAD Damien Thornton	13	64.8 400m	0:11.46 400m	1:12.24 [6] (0:13.64)	0:58.60 [2] (0:11.58)	0:47.02 [2] (0:11.84)	0:35.18 [2] (0:11.66)	0:23.52 [2] (0:11.46)	0:12.06 [3] (0:12.06)	0.04L	0:35.18	+6
7	4	HUSSON'S REVENGE Alisha Donald	4	65.2 1000m	0:11.49 1000m	1:12.27 [7] (0:13.85)	0:58.42 [5] (0:11.49)	0:46.93 [3] (0:11.92)	0:35.01 [4] (0:11.75)	0:23.26 [4] (0:11.58)	0:11.68 [5] (0:11.68)	0.03L	0:35.01	+9
8	3	SEBRING GIRL Robbie Dolan	3	65.5 200m	0:11.41 400m	1:12.62 [8] (0:14.04)	0:58.58 [7] (0:11.58)	0:47.00 [7] (0:11.89)	0:35.11 [7] (0:11.77)	0:23.34 [7] (0:11.41)	0:11.93 [8] (0:11.93)	0.35L	0:35.11	+8
9	12	YES TO EXCESS Jag Guthmann-Chester	12	64.2 400m	0:11.39 400m	1:13.11 [9] (0:14.06)	0:59.05 [8] (0:11.61)	0:47.44 [8] (0:11.90)	0:35.54 [8] (0:11.82)	0:23.72 [9] (0:11.39)	0:12.33 [9] (0:12.33)	0.49L	0:35.54	+4
10	1	BETTER NOT BITTER Danny Peisley	1	65.3 1000m	0:11.59 1000m	1:13.12 [10] (0:13.89)	0:59.23 [6] (0:11.59)	0:47.64 [6] (0:11.83)	0:35.81 [5] (0:11.76)	0:24.05 [5] (0:11.82)	0:12.23 [10] (0:12.23)	0.01L	0:35.81	+6

Scratched: Flying Birds (#7), Revontulet (#9), Airstrike (#10)



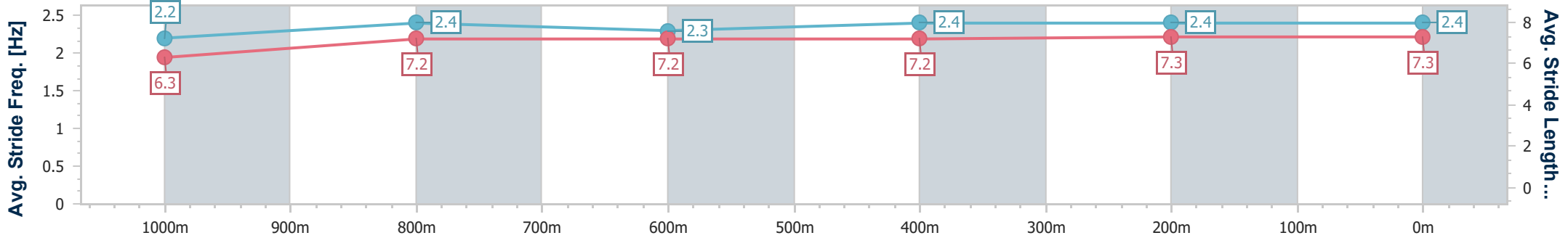
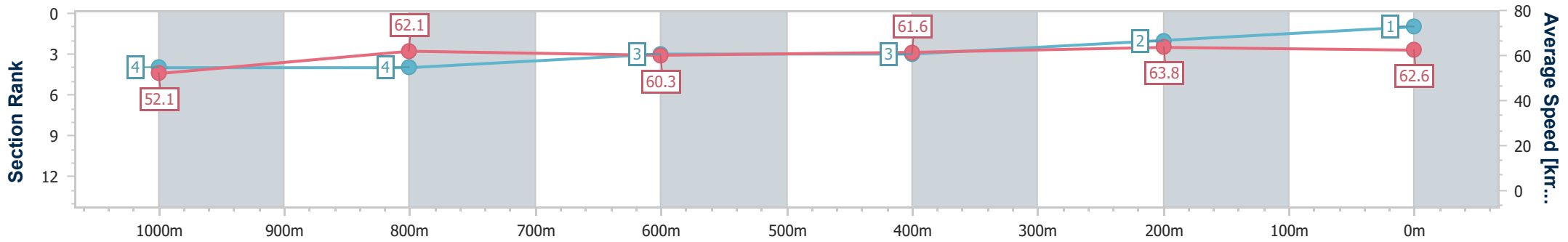
Horse/Jockey Name	Great Aspirations
Final Rank	1
Fastest Section Time (Section)	0:11.23 (400m)
Top Speed [km/h] (Section)	65.9 (200m)
Race State	Finished



Ipswich QLD Professional
 Race 5: VINCE INSURANCE Class 3 Handicap - 1200m
 21 March 2024 - 16:04
 Track Rating: Good 4, Weather: Fine, Rail Position: +6m



Section	Overall	1000m	800m	600m	400m	200m
Section Times	1:11.62 [1] (0:13.83)	0:57.79 [4] (0:11.56)	0:46.23 [4] (0:11.83)	0:34.40 [3] (0:11.66)	0:22.74 [3] (0:11.23)	0:11.51 [2] (0:11.51)
Average Speed [km/h]	52.1	62.1	60.3	61.6	63.8	62.6
Top Speed [km/h]	64.3	64.9	61.6	62.4	65.7	65.9
Avg. Dist. to Rail [m]	2.4	0.8	1.6	1.1	0.6	0.4
Avg. Stride Freq. [Hz]	2.2	2.4	2.3	2.4	2.4	2.4
Avg. Stride Length [m]	6.3	7.2	7.2	7.2	7.3	7.3



- [] Ranking at each section and finish
- .-.- No data available at this section
- NA No data available



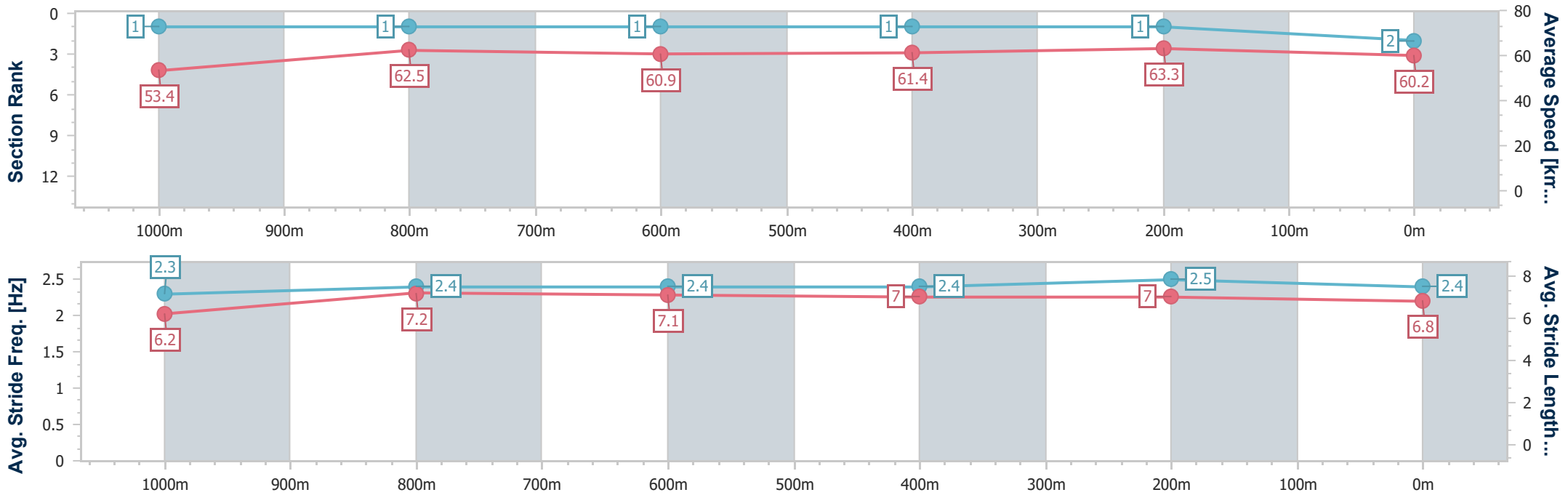
Horse/Jockey Name	Full Cry
Final Rank	2
Fastest Section Time (Section)	0:11.34 (400m)
Top Speed [km/h] (Section)	65.5 (1000m)
Race State	Finished



Ipswich QLD Professional
 Race 5: VINCE INSURANCE Class 3 Handicap - 1200m
 21 March 2024 - 16:04
 Track Rating: Good 4, Weather: Fine, Rail Position: +6m



Section	Overall	1000m	800m	600m	400m	200m
Section Times	1:11.84 [2] (0:13.54)	0:58.30 [1] (0:11.55)	0:46.75 [1] (0:11.81)	0:34.94 [1] (0:11.64)	0:23.30 [1] (0:11.34)	0:11.96 [1] (0:11.96)
Average Speed [km/h]	53.4	62.5	60.9	61.4	63.3	60.2
Top Speed [km/h]	65.3	65.5	61.5	62.9	63.6	62.9
Avg. Dist. to Rail [m]	5.6	1.8	0.4	0.7	1.0	1.2
Avg. Stride Freq. [Hz]	2.3	2.4	2.4	2.4	2.5	2.4
Avg. Stride Length [m]	6.2	7.2	7.1	7.0	7.0	6.8



- [] Ranking at each section and finish
- .-.- No data available at this section
- NA No data available



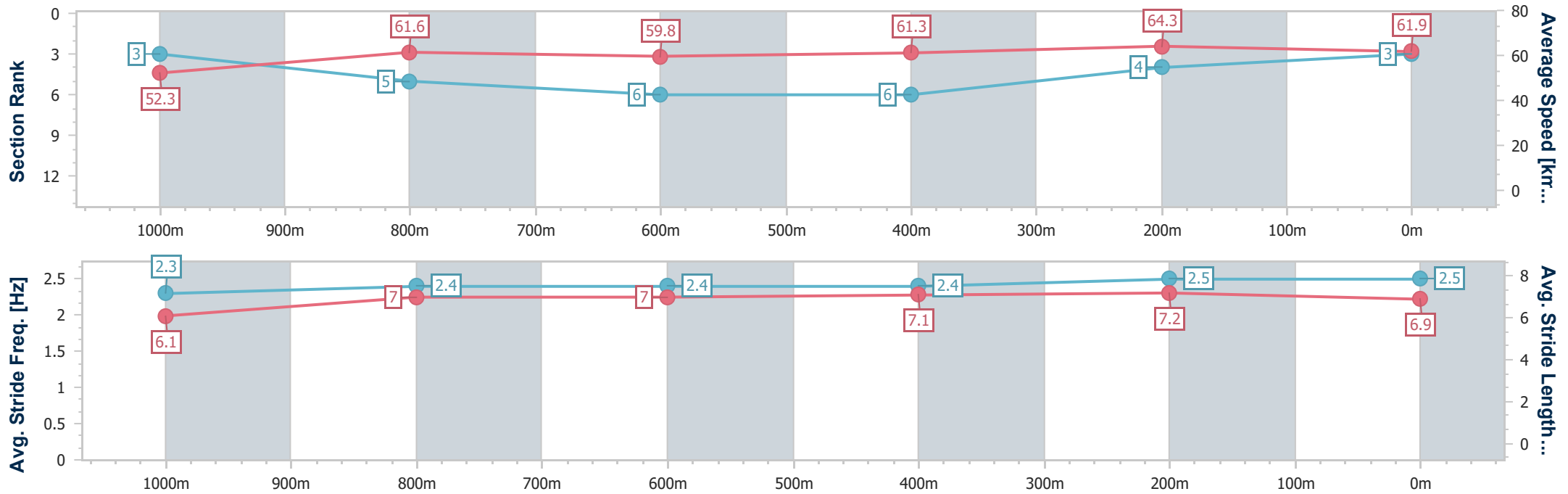
Horse/Jockey Name	Bad Education
Final Rank	3
Fastest Section Time (Section)	0:11.17 (400m)
Top Speed [km/h] (Section)	65.7 (400m)
Race State	Finished



Ipswich QLD Professional
 Race 5: VINCE INSURANCE Class 3 Handicap - 1200m
 21 March 2024 - 16:04
 Track Rating: Good 4, Weather: Fine, Rail Position: +6m



Section	Overall	1000m	800m	600m	400m	200m
Section Times	1:11.87 [3] (0:13.77)	0:58.10 [3] (0:11.63)	0:46.47 [5] (0:12.00)	0:34.47 [6] (0:11.70)	0:22.77 [6] (0:11.17)	0:11.60 [4] (0:11.60)
Average Speed [km/h]	52.3	61.6	59.8	61.3	64.3	61.9
Top Speed [km/h]	63.6	63.8	61.3	62.7	65.7	65.0
Avg. Dist. to Rail [m]	1.7	0.6	1.1	1.0	1.3	3.7
Avg. Stride Freq. [Hz]	2.3	2.4	2.4	2.4	2.5	2.5
Avg. Stride Length [m]	6.1	7.0	7.0	7.1	7.2	6.9



- [] Ranking at each section and finish
- .-.- No data available at this section
- NA No data available



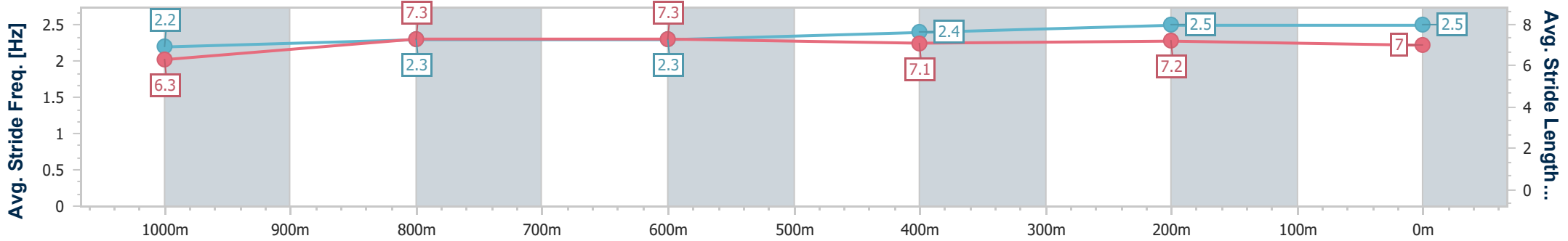
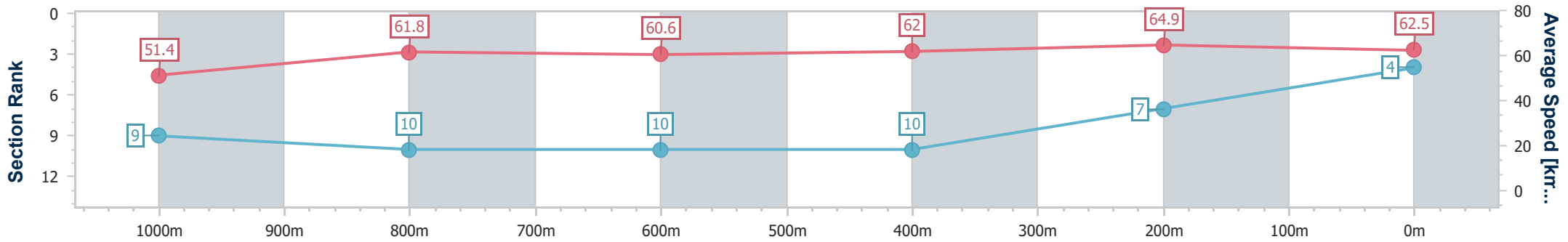
Horse/Jockey Name	Centre Bounce
Final Rank	4
Fastest Section Time (Section)	0:11.23 (400m)
Top Speed [km/h] (Section)	66.1 (400m)
Race State	Finished



Ipswich QLD Professional
 Race 5: VINCE INSURANCE Class 3 Handicap - 1200m
 21 March 2024 - 16:04
 Track Rating: Good 4, Weather: Fine, Rail Position: +6m



Section	Overall	1000m	800m	600m	400m	200m
Section Times	1:12.17 [4] (0:14.07)	0:58.10 [9] (0:11.66)	0:46.44 [10] (0:11.95)	0:34.49 [10] (0:11.74)	0:22.75 [10] (0:11.23)	0:11.52 [7] (0:11.52)
Average Speed [km/h]	51.4	61.8	60.6	62.0	64.9	62.5
Top Speed [km/h]	64.6	63.3	62.6	64.2	66.1	65.4
Avg. Dist. to Rail [m]	6.8	1.0	1.5	1.9	3.9	4.6
Avg. Stride Freq. [Hz]	2.2	2.3	2.3	2.4	2.5	2.5
Avg. Stride Length [m]	6.3	7.3	7.3	7.1	7.2	7.0



- [] Ranking at each section and finish
- .-.- No data available at this section
- NA No data available



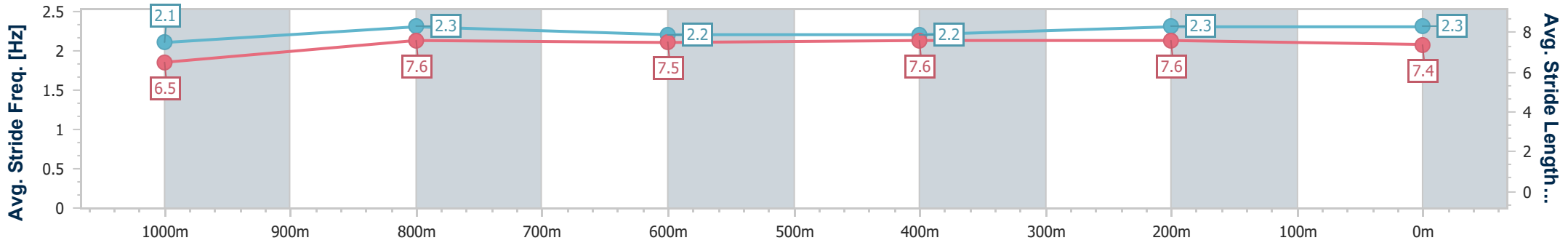
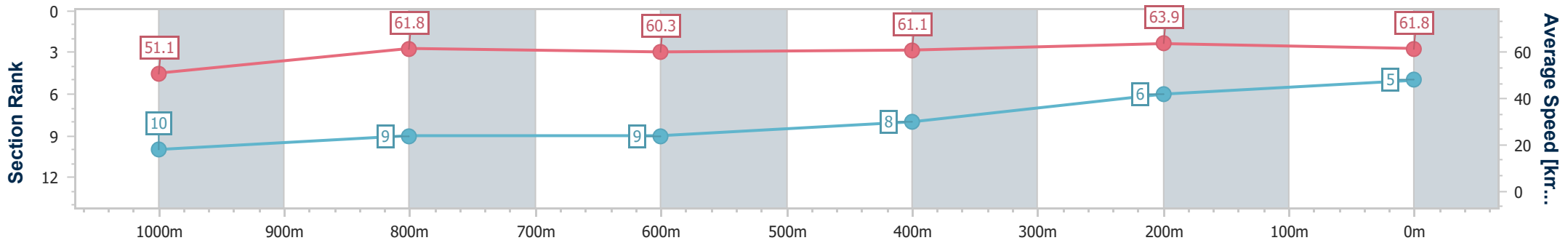
Horse/Jockey Name	What A Sham
Final Rank	5
Fastest Section Time (Section)	0:11.24 (400m)
Top Speed [km/h] (Section)	64.8 (400m)
Race State	Finished



Ipswich QLD Professional
 Race 5: VINCE INSURANCE Class 3 Handicap - 1200m
 21 March 2024 - 16:04
 Track Rating: Good 4, Weather: Fine, Rail Position: +6m



Section	Overall	1000m	800m	600m	400m	200m
Section Times	1:12.20 [5] (0:14.13)	0:58.07 [10] (0:11.60)	0:46.47 [9] (0:11.92)	0:34.55 [9] (0:11.71)	0:22.84 [8] (0:11.24)	0:11.60 [6] (0:11.60)
Average Speed [km/h]	51.1	61.8	60.3	61.1	63.9	61.8
Top Speed [km/h]	64.2	63.6	61.4	63.6	64.8	64.1
Avg. Dist. to Rail [m]	4.5	0.4	1.1	1.3	0.7	0.9
Avg. Stride Freq. [Hz]	2.1	2.3	2.2	2.2	2.3	2.3
Avg. Stride Length [m]	6.5	7.6	7.5	7.6	7.6	7.4



- [] Ranking at each section and finish
- .-.- No data available at this section
- NA No data available



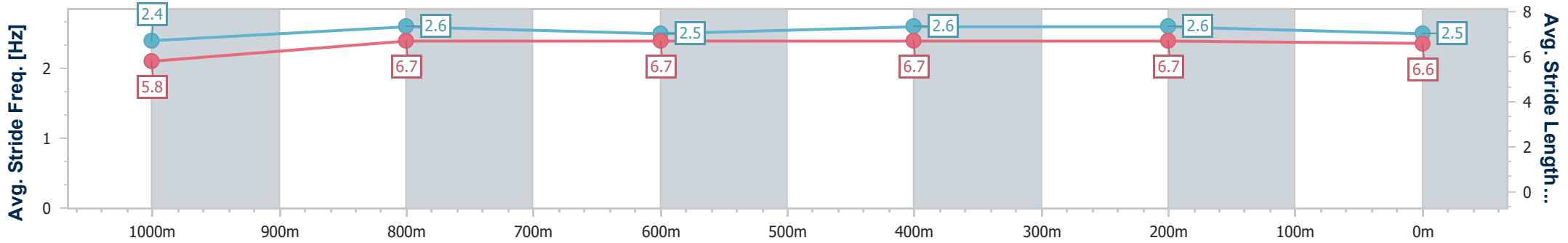
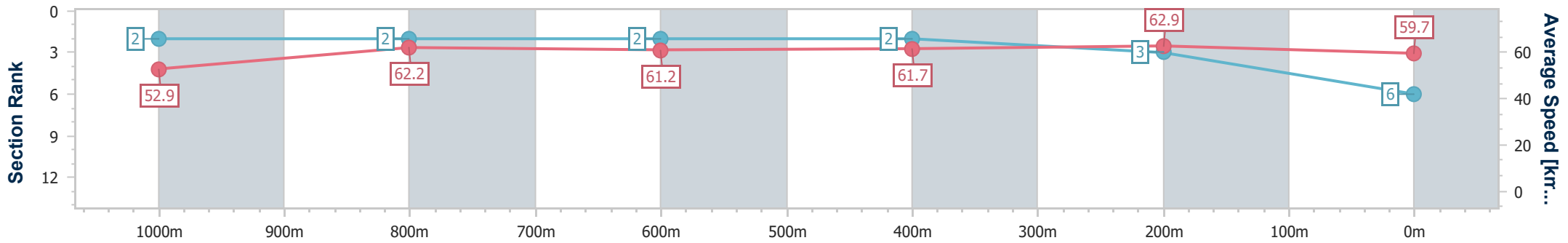
Horse/Jockey Name	Wish I Had
Final Rank	6
Fastest Section Time (Section)	0:11.46 (400m)
Top Speed [km/h] (Section)	64.8 (400m)
Race State	Finished



Ipswich QLD Professional
 Race 5: VINCE INSURANCE Class 3 Handicap - 1200m
 21 March 2024 - 16:04
 Track Rating: Good 4, Weather: Fine, Rail Position: +6m



Section	Overall	1000m	800m	600m	400m	200m
Section Times	1:12.24 [6] (0:13.64)	0:58.60 [2] (0:11.58)	0:47.02 [2] (0:11.84)	0:35.18 [2] (0:11.66)	0:23.52 [2] (0:11.46)	0:12.06 [3] (0:12.06)
Average Speed [km/h]	52.9	62.2	61.2	61.7	62.9	59.7
Top Speed [km/h]	64.3	64.1	62.8	63.0	64.8	62.5
Avg. Dist. to Rail [m]	3.9	1.0	1.3	0.5	0.8	1.2
Avg. Stride Freq. [Hz]	2.4	2.6	2.5	2.6	2.6	2.5
Avg. Stride Length [m]	5.8	6.7	6.7	6.7	6.7	6.6



- [] Ranking at each section and finish
- .-.- No data available at this section
- NA No data available



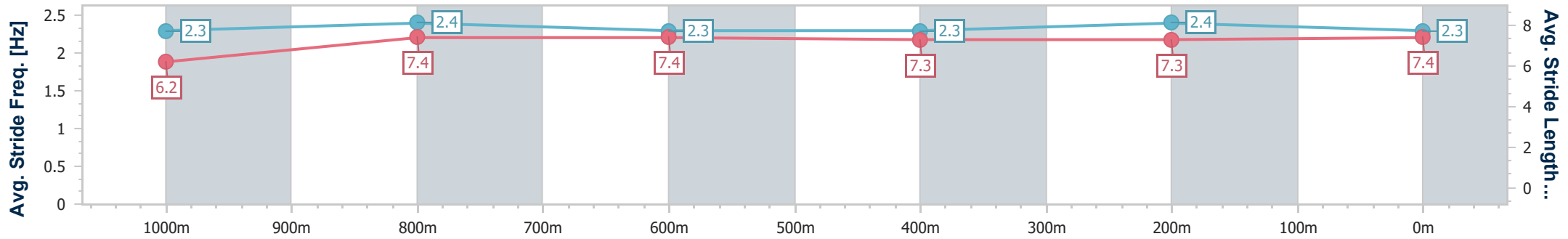
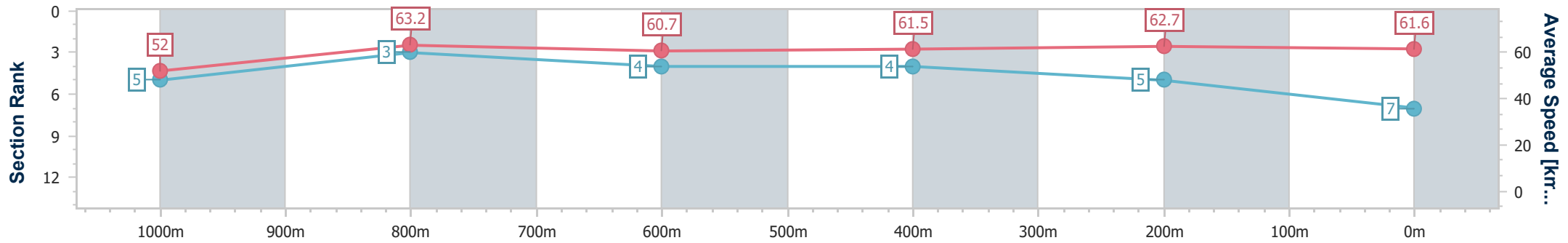
Horse/Jockey Name	Husson's Revenge
Final Rank	7
Fastest Section Time (Section)	0:11.49 (1000m)
Top Speed [km/h] (Section)	65.2 (1000m)
Race State	Finished



Ipswich QLD Professional
 Race 5: VINCE INSURANCE Class 3 Handicap - 1200m
 21 March 2024 - 16:04
 Track Rating: Good 4, Weather: Fine, Rail Position: +6m



Section	Overall	1000m	800m	600m	400m	200m
Section Times	1:12.27 [7] (0:13.85)	0:58.42 [5] (0:11.49)	0:46.93 [3] (0:11.92)	0:35.01 [4] (0:11.75)	0:23.26 [4] (0:11.58)	0:11.68 [5] (0:11.68)
Average Speed [km/h]	52.0	63.2	60.7	61.5	62.7	61.6
Top Speed [km/h]	64.8	65.2	62.2	62.2	64.1	62.8
Avg. Dist. to Rail [m]	6.7	2.8	1.5	0.7	2.4	3.6
Avg. Stride Freq. [Hz]	2.3	2.4	2.3	2.3	2.4	2.3
Avg. Stride Length [m]	6.2	7.4	7.4	7.3	7.3	7.4



- [] Ranking at each section and finish
- .-.-.- No data available at this section
- NA No data available



Horse/Jockey Name	Sebring Girl
Final Rank	8
Fastest Section Time (Section)	0:11.41 (400m)
Top Speed [km/h] (Section)	65.5 (200m)
Race State	Finished



Ipswich QLD Professional

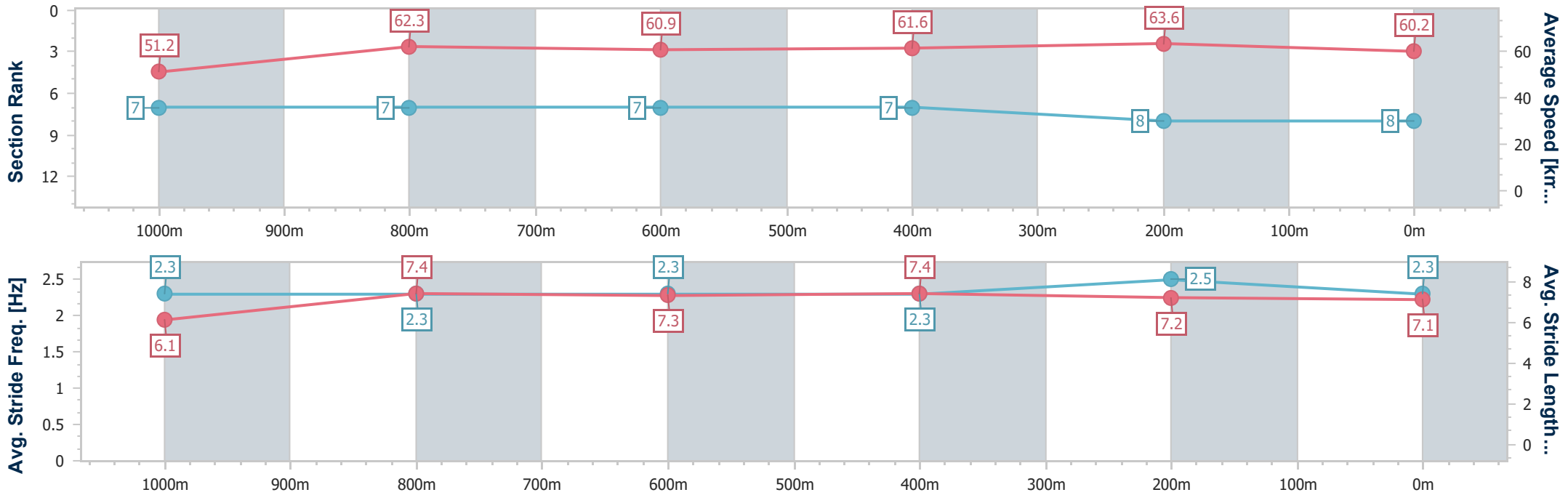
Race 5: VINCE INSURANCE Class 3 Handicap - 1200m

21 March 2024 - 16:04

Track Rating: Good 4, Weather: Fine, Rail Position: +6m



Section	Overall	1000m	800m	600m	400m	200m
Section Times	1:12.62 [8] (0:14.04)	0:58.58 [7] (0:11.58)	0:47.00 [7] (0:11.89)	0:35.11 [7] (0:11.77)	0:23.34 [7] (0:11.41)	0:11.93 [8] (0:11.93)
Average Speed [km/h]	51.2	62.3	60.9	61.6	63.6	60.2
Top Speed [km/h]	62.5	64.0	62.1	62.4	64.9	65.5
Avg. Dist. to Rail [m]	8.1	2.2	1.2	1.1	2.9	4.4
Avg. Stride Freq. [Hz]	2.3	2.3	2.3	2.3	2.5	2.3
Avg. Stride Length [m]	6.1	7.4	7.3	7.4	7.2	7.1



- [] Ranking at each section and finish
- .-.- No data available at this section
- NA No data available



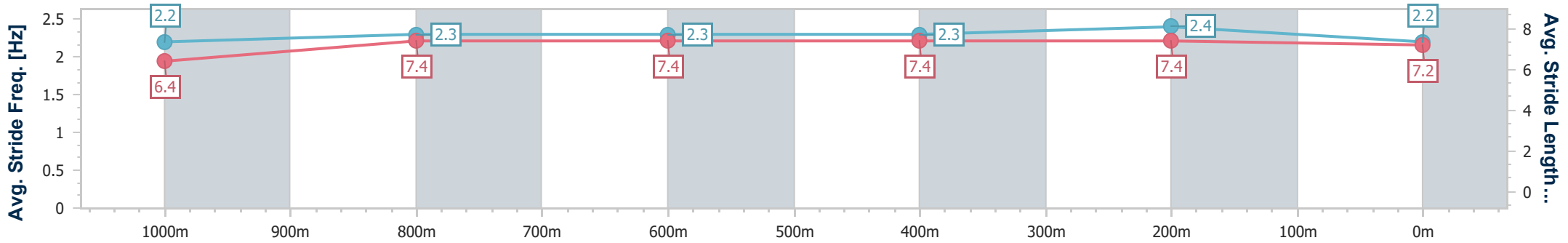
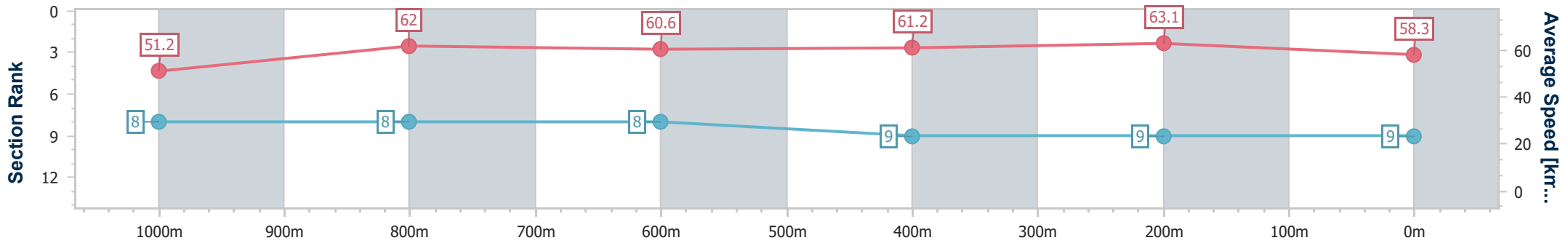
Horse/Jockey Name	Yes To Excess
Final Rank	9
Fastest Section Time (Section)	0:11.39 (400m)
Top Speed [km/h] (Section)	64.2 (400m)
Race State	Finished



Ipswich QLD Professional
 Race 5: VINCE INSURANCE Class 3 Handicap - 1200m
 21 March 2024 - 16:04
 Track Rating: Good 4, Weather: Fine, Rail Position: +6m



Section	Overall	1000m	800m	600m	400m	200m
Section Times	1:13.11 [9] (0:14.06)	0:59.05 [8] (0:11.61)	0:47.44 [8] (0:11.90)	0:35.54 [8] (0:11.82)	0:23.72 [9] (0:11.39)	0:12.33 [9] (0:12.33)
Average Speed [km/h]	51.2	62.0	60.6	61.2	63.1	58.3
Top Speed [km/h]	63.6	63.4	62.3	61.9	64.2	62.6
Avg. Dist. to Rail [m]	3.8	0.3	0.4	0.7	0.6	1.1
Avg. Stride Freq. [Hz]	2.2	2.3	2.3	2.3	2.4	2.2
Avg. Stride Length [m]	6.4	7.4	7.4	7.4	7.4	7.2



- [] Ranking at each section and finish
- .-.- No data available at this section
- NA No data available



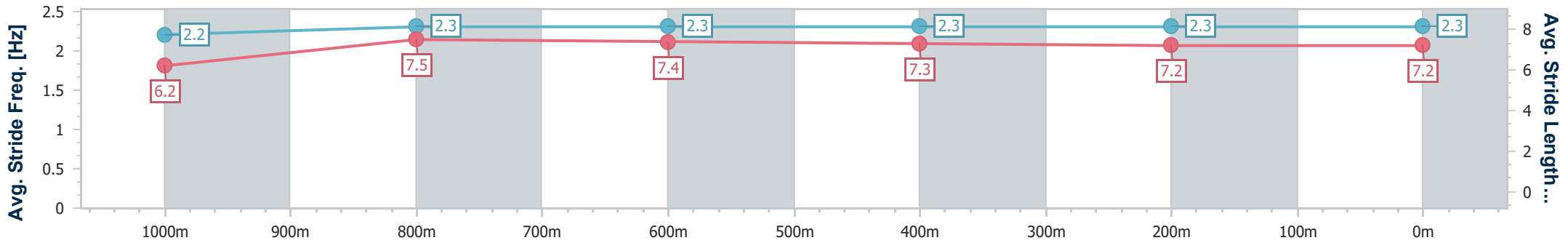
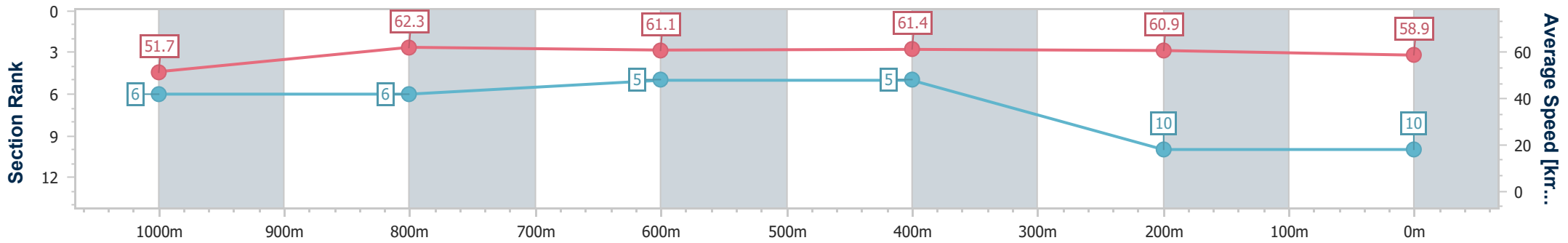
Horse/Jockey Name	Better Not Bitter
Final Rank	10
Fastest Section Time (Section)	0:11.59 (1000m)
Top Speed [km/h] (Section)	65.3 (1000m)
Race State	Finished



Ipswich QLD Professional
 Race 5: VINCE INSURANCE Class 3 Handicap - 1200m
 21 March 2024 - 16:04
 Track Rating: Good 4, Weather: Fine, Rail Position: +6m



Section	Overall	1000m	800m	600m	400m	200m
Section Times	1:13.12 [10] (0:13.89)	0:59.23 [6] (0:11.59)	0:47.64 [6] (0:11.83)	0:35.81 [5] (0:11.76)	0:24.05 [5] (0:11.82)	0:12.23 [10] (0:12.23)
Average Speed [km/h]	51.7	62.3	61.1	61.4	60.9	58.9
Top Speed [km/h]	65.3	65.3	61.7	62.2	61.9	60.5
Avg. Dist. to Rail [m]	3.2	1.1	0.7	0.6	0.9	3.1
Avg. Stride Freq. [Hz]	2.2	2.3	2.3	2.3	2.3	2.3
Avg. Stride Length [m]	6.2	7.5	7.4	7.3	7.2	7.2



- [] Ranking at each section and finish
- .-.- No data available at this section
- NA No data available



Ipswich QLD Professional
Race 6: PRECINCT URBAN PLANNING Fillies & Mares BENCHMARK 62
Handicap - 1350m
21 March 2024 - 16:42



Track Rating: Good 4, Weather: Fine, Rail Position: +6m

Section		Overall	1200m	1000m	800m	600m	400m	Last 600m				
Field Times		1:22.51 (0:10.97)	1:11.54 (0:11.82)	0:59.72 (0:12.02)	0:47.70 (0:12.12)	0:35.58 (0:11.91)	0:23.67 (0:11.70)	0:35.58				
Rank	TAB Horse/Jockey	Barrier	Top Speed [km/h]	Fastest Section								Distance Travelled [m]
1	7 TAKARA STAR Samantha Collett	7	62.1 Overall	0:10.97 Overall	1:22.51 [1] (0:10.97)	1:11.54 [1] (0:11.82)	0:59.72 [1] (0:12.02)	0:47.70 [1] (0:12.12)	0:35.58 [1] (0:11.91)	0:23.67 [1] (0:11.70)	0:35.58	
2	10 IN BARCELONA Robbie Dolan	10	63.8 400m	0:11.26 Overall	1:22.73 [2] (0:11.26)	1:11.47 [3] (0:11.96)	0:59.51 [3] (0:12.12)	0:47.39 [3] (0:12.21)	0:35.18 [4] (0:11.71)	0:23.47 [4] (0:11.49)	0:35.18	+3
3	3 MA'S EPIC Emily Lang	3	62.6 600m	0:11.11 Overall	1:22.78 [3] (0:11.11)	1:11.67 [2] (0:12.02)	0:59.65 [2] (0:12.03)	0:47.62 [2] (0:12.16)	0:35.46 [2] (0:11.75)	0:23.71 [2] (0:11.68)	0:35.46	+3
4	1 WONDERWHEN Matthew Bennett	1	62.5 400m	0:11.36 Overall	1:22.81 [4] (0:11.36)	1:11.45 [5] (0:12.05)	0:59.40 [4] (0:12.00)	0:47.40 [4] (0:12.05)	0:35.35 [3] (0:11.71)	0:23.64 [3] (0:11.59)	0:35.35	-1
5	11 COSMIC FORTUNE Jai Williams	11	62.9 600m	0:11.63 600m	1:23.03 [5] (0:11.89)	1:11.14 [7] (0:12.00)	0:59.14 [7] (0:11.85)	0:47.29 [6] (0:12.06)	0:35.23 [5] (0:11.63)	0:23.60 [5] (0:11.67)	0:35.23	-1
6	5 BID FOR FAME James Orman	5	64.2 200m	0:11.61 Overall	1:23.19 [6] (0:11.61)	1:11.58 [6] (0:12.14)	0:59.44 [6] (0:12.12)	0:47.32 [7] (0:12.16)	0:35.16 [7] (0:11.77)	0:23.39 [7] (0:11.61)	0:35.16	+2
7	4 CHAMPAGNE POP Sean Cormack	4	62.9 400m	0:11.60 400m	1:23.24 [7] (0:12.15)	1:11.09 [8] (0:12.04)	0:59.05 [8] (0:11.86)	0:47.19 [8] (0:12.13)	0:35.06 [8] (0:11.79)	0:23.27 [8] (0:11.60)	0:35.06	+1
8	2 HOT BANANAS Michael Cahill	2	62.3 400m	0:11.30 Overall	1:23.27 [8] (0:11.30)	1:11.97 [4] (0:12.22)	0:59.75 [5] (0:12.13)	0:47.62 [5] (0:12.22)	0:35.40 [6] (0:11.84)	0:23.56 [6] (0:11.68)	0:35.40	+4

Scratched: Wassa (#12), Satashi (#8), Hattusa (#13), Miss Bacall (#6), Unleash (#9)

[] Ranking at each section and finish
 -:-:- No data available at this section
 NA No data available

SCN Saddle cloth number
 DNF Did not finish
 DNT Did not track



Ipswich QLD Professional
Race 6: PRECINCT URBAN PLANNING Fillies & Mares BENCHMARK 62
Handicap - 1350m
21 March 2024 - 16:42



Track Rating: Good 4, Weather: Fine, Rail Position: +6m

Section				200m				Last 600m	
Field Times				0:11.97 (0:11.97)				0:35.58	
Rank	TAB	Horse/Jockey	Barrier	Top Speed [km/h]	Fastest Section	Margin			Distance Travelled [m]
1	7	TAKARA STAR Samantha Collett	7	62.1 Overall	0:10.97 Overall	0:11.97 [1] (0:11.97)	1:22.51		0:35.58
2	10	IN BARCELONA Robbie Dolan	10	63.8 400m	0:11.26 Overall	0:11.98 [2] (0:11.98)	0.22L		0:35.18 +3
3	3	MA'S EPIC Emily Lang	3	62.6 600m	0:11.11 Overall	0:12.03 [3] (0:12.03)	0.05L		0:35.46 +3
4	1	WONDERWHEN Matthew Bennett	1	62.5 400m	0:11.36 Overall	0:12.05 [4] (0:12.05)	0.03L		0:35.35 -1
5	11	COSMIC FORTUNE Jai Williams	11	62.9 600m	0:11.63 600m	0:11.93 [5] (0:11.93)	0.22L		0:35.23 -1
6	5	BID FOR FAME James Orman	5	64.2 200m	0:11.61 Overall	0:11.78 [7] (0:11.78)	0.16L		0:35.16 +2
7	4	CHAMPAGNE POP Sean Cormack	4	62.9 400m	0:11.60 400m	0:11.67 [8] (0:11.67)	0.05L		0:35.06 +1
8	2	HOT BANANAS Michael Cahill	2	62.3 400m	0:11.30 Overall	0:11.88 [6] (0:11.88)	0.03L		0:35.40 +4

Scratched: Wassa (#12), Satashi (#8), Hattusa (#13), Miss Bacall (#6), Unleash (#9)

[] Ranking at each section and finish
 -:-:- No data available at this section
 NA No data available

SCN Saddle cloth number
 DNF Did not finish
 DNT Did not track



Horse/Jockey Name	Takara Star
Final Rank	1
Fastest Section Time (Section)	0:10.97 (Overall)
Top Speed [km/h] (Section)	62.1 (Overall)
Race State	Finished



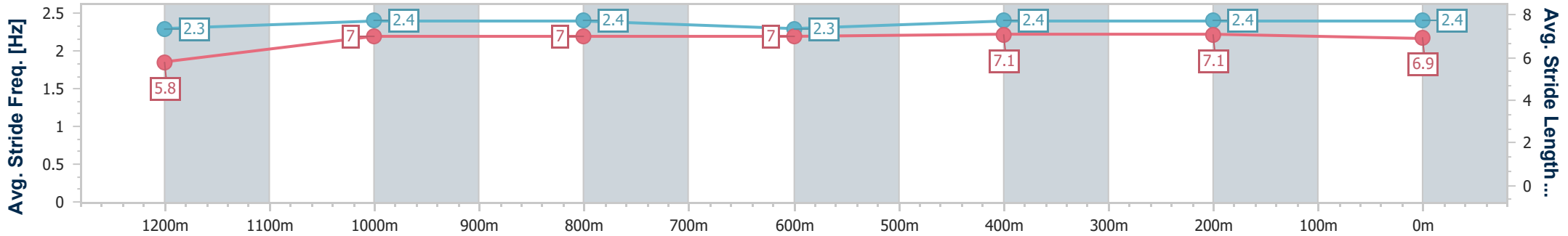
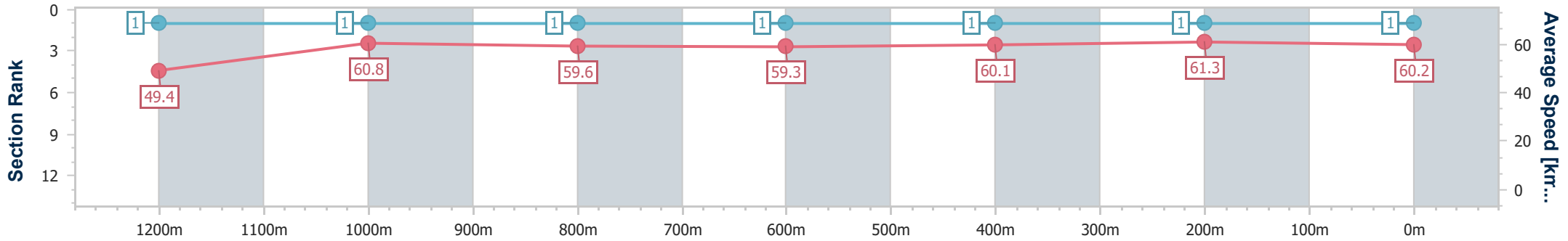
Ipswich QLD Professional
 Race 6: PRECINCT URBAN PLANNING Fillies & Mares
 BENCHMARK 62 Handicap - 1350m



21 March 2024 - 16:42

Track Rating: Good 4, Weather: Fine, Rail Position: +6m

Section	Overall	1200m	1000m	800m	600m	400m	200m
Section Times	1:22.51 [1] (0:10.97)	1:11.54 [1] (0:11.82)	0:59.72 [1] (0:12.02)	0:47.70 [1] (0:12.12)	0:35.58 [1] (0:11.91)	0:23.67 [1] (0:11.70)	0:11.97 [1] (0:11.97)
Average Speed [km/h]	49.4	60.8	59.6	59.3	60.1	61.3	60.2
Top Speed [km/h]	62.1	61.5	60.5	60.3	60.9	62.0	61.7
Avg. Dist. to Rail [m]	5.2	1.0	0.8	1.0	0.9	0.8	0.3
Avg. Stride Freq. [Hz]	2.3	2.4	2.4	2.3	2.4	2.4	2.4
Avg. Stride Length [m]	5.8	7.0	7.0	7.0	7.1	7.1	6.9



- [] Ranking at each section and finish
- .-.- No data available at this section
- NA No data available



Horse/Jockey Name	In Barcelona
Final Rank	2
Fastest Section Time (Section)	0:11.26 (Overall)
Top Speed [km/h] (Section)	63.8 (400m)
Race State	Finished



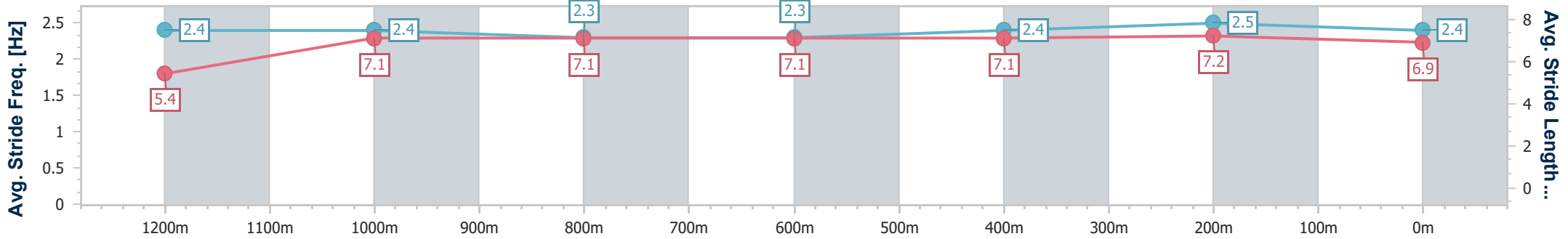
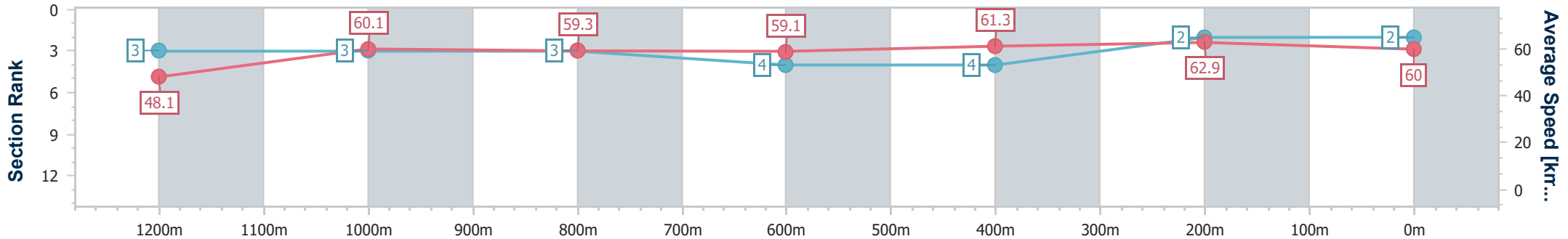
Ipswich QLD Professional
 Race 6: PRECINCT URBAN PLANNING Fillies & Mares
 BENCHMARK 62 Handicap - 1350m



21 March 2024 - 16:42

Track Rating: Good 4, Weather: Fine, Rail Position: +6m

Section	Overall	1200m	1000m	800m	600m	400m	200m
Section Times	1:22.73 [2] (0:11.26)	1:11.47 [3] (0:11.96)	0:59.51 [3] (0:12.12)	0:47.39 [3] (0:12.21)	0:35.18 [4] (0:11.71)	0:23.47 [4] (0:11.49)	0:11.98 [2] (0:11.98)
Average Speed [km/h]	48.1	60.1	59.3	59.1	61.3	62.9	60.0
Top Speed [km/h]	60.6	61.5	59.8	60.4	62.4	63.8	62.2
Avg. Dist. to Rail [m]	3.2	0.6	0.3	0.4	0.2	1.0	2.4
Avg. Stride Freq. [Hz]	2.4	2.4	2.3	2.3	2.4	2.5	2.4
Avg. Stride Length [m]	5.4	7.1	7.1	7.1	7.1	7.2	6.9



- [] Ranking at each section and finish
- .-.- No data available at this section
- NA No data available



Horse/Jockey Name	Ma's Epic
Final Rank	3
Fastest Section Time (Section)	0:11.11 (Overall)
Top Speed [km/h] (Section)	62.6 (600m)
Race State	Finished



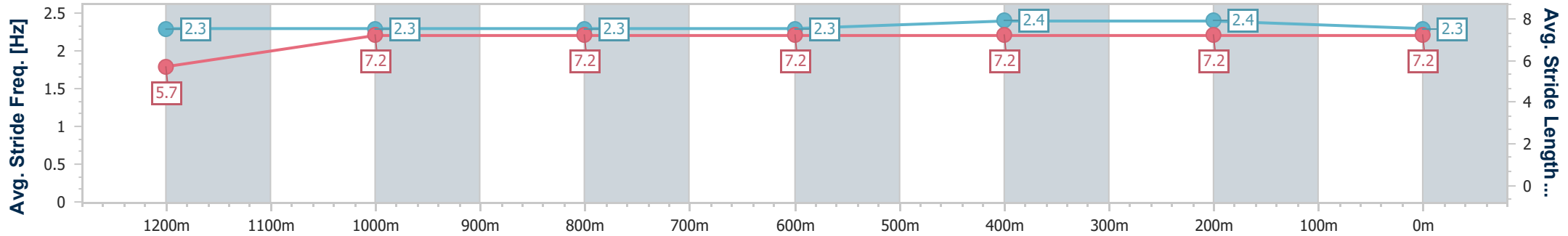
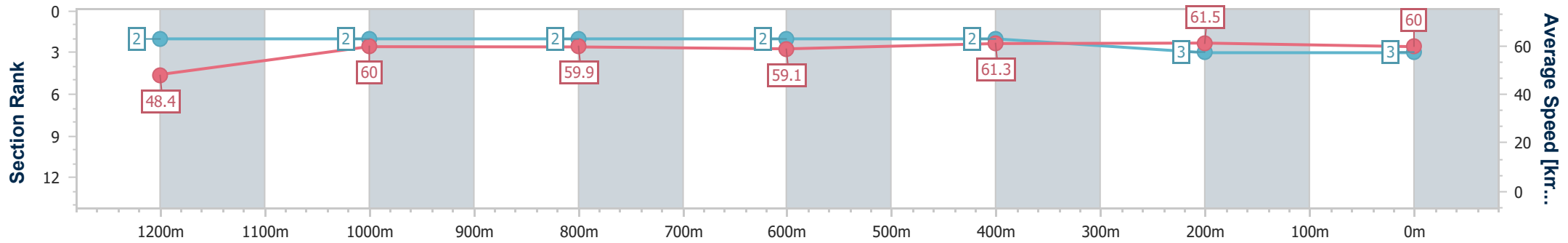
Ipswich QLD Professional
 Race 6: PRECINCT URBAN PLANNING Fillies & Mares
 BENCHMARK 62 Handicap - 1350m



21 March 2024 - 16:42

Track Rating: Good 4, Weather: Fine, Rail Position: +6m

Section	Overall	1200m	1000m	800m	600m	400m	200m
Section Times	1:22.78 [3] (0:11.11)	1:11.67 [2] (0:12.02)	0:59.65 [2] (0:12.03)	0:47.62 [2] (0:12.16)	0:35.46 [2] (0:11.75)	0:23.71 [2] (0:11.68)	0:12.03 [3] (0:12.03)
Average Speed [km/h]	48.4	60.0	59.9	59.1	61.3	61.5	60.0
Top Speed [km/h]	59.8	60.6	60.2	60.1	62.6	62.5	61.3
Avg. Dist. to Rail [m]	1.6	0.3	0.4	0.3	0.3	0.6	2.1
Avg. Stride Freq. [Hz]	2.3	2.3	2.3	2.3	2.4	2.4	2.3
Avg. Stride Length [m]	5.7	7.2	7.2	7.2	7.2	7.2	7.2



- [] Ranking at each section and finish
- .-.- No data available at this section
- NA No data available



Horse/Jockey Name	Wonderwhen
Final Rank	4
Fastest Section Time (Section)	0:11.36 (Overall)
Top Speed [km/h] (Section)	62.5 (400m)
Race State	Finished



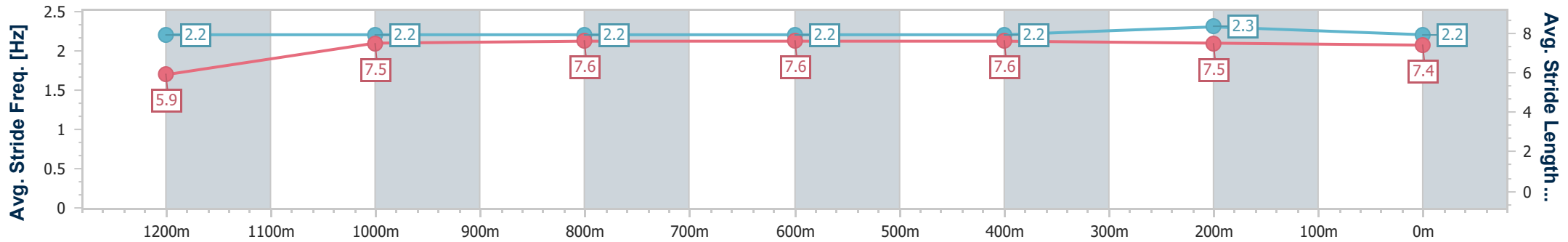
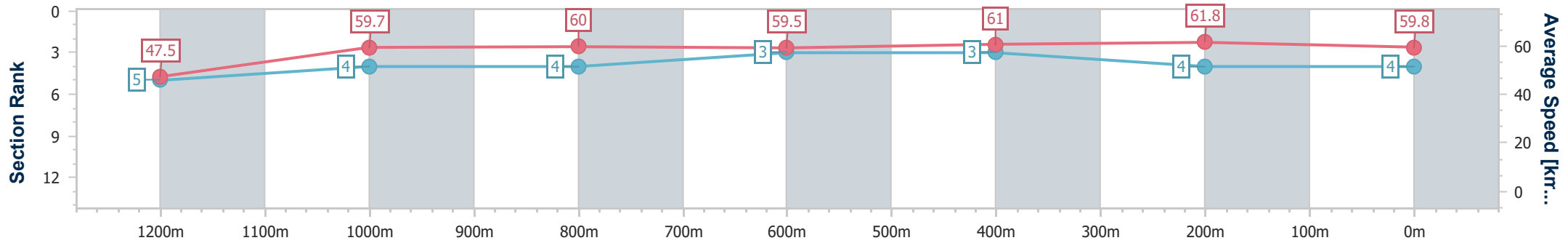
Ipswich QLD Professional
 Race 6: PRECINCT URBAN PLANNING Fillies & Mares
 BENCHMARK 62 Handicap - 1350m



21 March 2024 - 16:42

Track Rating: Good 4, Weather: Fine, Rail Position: +6m

Section	Overall	1200m	1000m	800m	600m	400m	200m
Section Times	1:22.81 [4] (0:11.36)	1:11.45 [5] (0:12.05)	0:59.40 [4] (0:12.00)	0:47.40 [4] (0:12.05)	0:35.35 [3] (0:11.71)	0:23.64 [3] (0:11.59)	0:12.05 [4] (0:12.05)
Average Speed [km/h]	47.5	59.7	60.0	59.5	61.0	61.8	59.8
Top Speed [km/h]	60.7	60.9	60.3	60.7	61.9	62.5	62.1
Avg. Dist. to Rail [m]	1.6	0.8	0.5	1.0	1.1	1.4	0.3
Avg. Stride Freq. [Hz]	2.2	2.2	2.2	2.2	2.2	2.3	2.2
Avg. Stride Length [m]	5.9	7.5	7.6	7.6	7.6	7.5	7.4



- [] Ranking at each section and finish
- .-.- No data available at this section
- NA No data available



Horse/Jockey Name	Cosmic Fortune
Final Rank	5
Fastest Section Time (Section)	0:11.63 (600m)
Top Speed [km/h] (Section)	62.9 (600m)
Race State	Finished



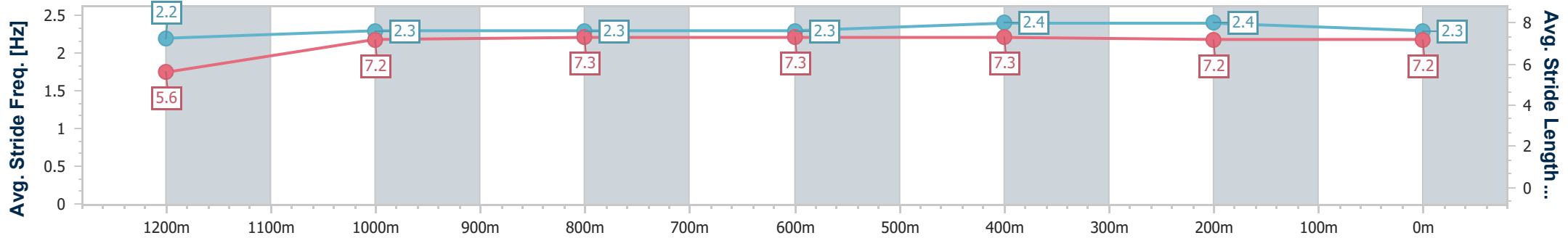
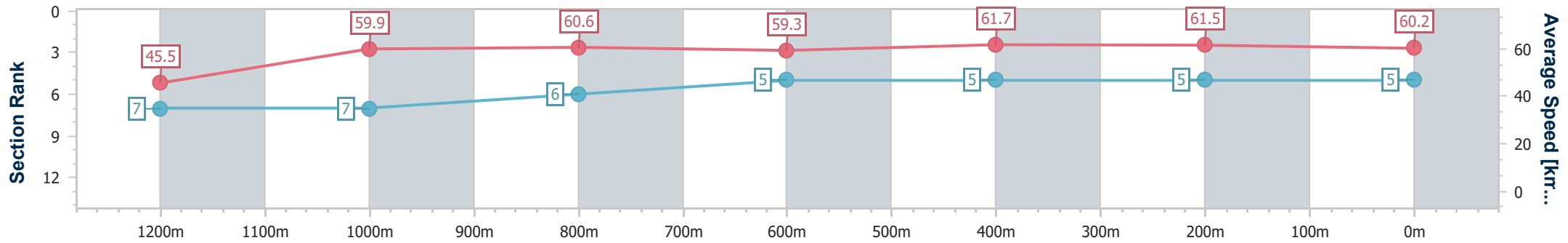
Ipswich QLD Professional
 Race 6: PRECINCT URBAN PLANNING Fillies & Mares
 BENCHMARK 62 Handicap - 1350m



21 March 2024 - 16:42

Track Rating: Good 4, Weather: Fine, Rail Position: +6m

Section	Overall	1200m	1000m	800m	600m	400m	200m
Section Times	1:23.03 [5] (0:11.89)	1:11.14 [7] (0:12.00)	0:59.14 [7] (0:11.85)	0:47.29 [6] (0:12.06)	0:35.23 [5] (0:11.63)	0:23.60 [5] (0:11.67)	0:11.93 [5] (0:11.93)
Average Speed [km/h]	45.5	59.9	60.6	59.3	61.7	61.5	60.2
Top Speed [km/h]	60.5	61.7	61.9	60.3	62.9	62.1	61.7
Avg. Dist. to Rail [m]	2.9	1.0	1.0	1.6	1.3	0.5	0.6
Avg. Stride Freq. [Hz]	2.2	2.3	2.3	2.3	2.4	2.4	2.3
Avg. Stride Length [m]	5.6	7.2	7.3	7.3	7.3	7.2	7.2



- [] Ranking at each section and finish
- .-.- No data available at this section
- NA No data available



Horse/Jockey Name	Bid For Fame
Final Rank	6
Fastest Section Time (Section)	0:11.61 (Overall)
Top Speed [km/h] (Section)	64.2 (200m)
Race State	Finished



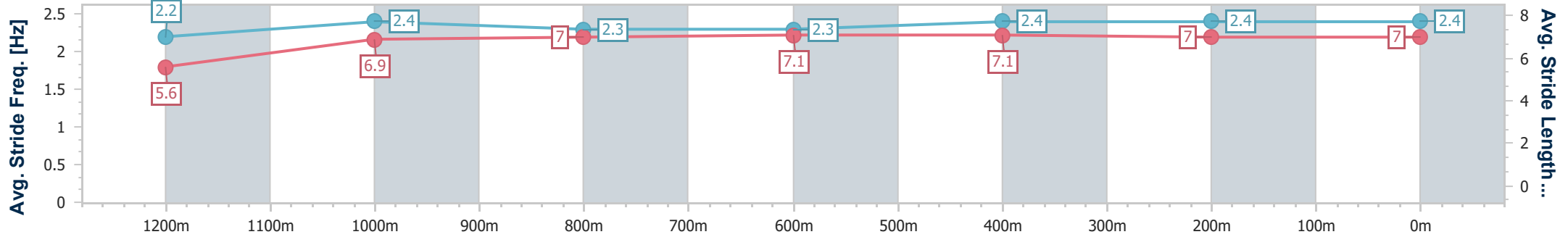
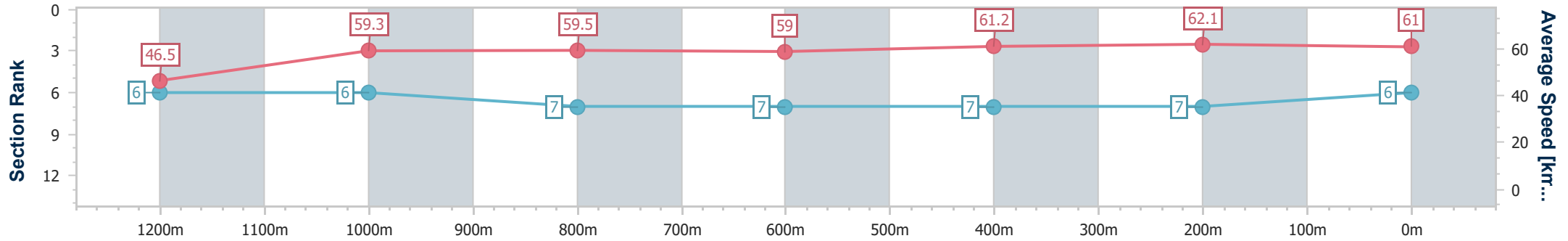
Ipswich QLD Professional
 Race 6: PRECINCT URBAN PLANNING Fillies & Mares
 BENCHMARK 62 Handicap - 1350m



21 March 2024 - 16:42

Track Rating: Good 4, Weather: Fine, Rail Position: +6m

Section	Overall	1200m	1000m	800m	600m	400m	200m
Section Times	1:23.19 [6] (0:11.61)	1:11.58 [6] (0:12.14)	0:59.44 [6] (0:12.12)	0:47.32 [7] (0:12.16)	0:35.16 [7] (0:11.77)	0:23.39 [7] (0:11.61)	0:11.78 [7] (0:11.78)
Average Speed [km/h]	46.5	59.3	59.5	59.0	61.2	62.1	61.0
Top Speed [km/h]	59.6	60.4	60.1	60.5	61.9	63.4	64.2
Avg. Dist. to Rail [m]	1.7	0.5	0.3	1.1	0.5	0.5	4.0
Avg. Stride Freq. [Hz]	2.2	2.4	2.3	2.3	2.4	2.4	2.4
Avg. Stride Length [m]	5.6	6.9	7.0	7.1	7.1	7.0	7.0



- [] Ranking at each section and finish
- .-.- No data available at this section
- NA No data available



Horse/Jockey Name	Champagne Pop
Final Rank	7
Fastest Section Time (Section)	0:11.60 (400m)
Top Speed [km/h] (Section)	62.9 (400m)
Race State	Finished



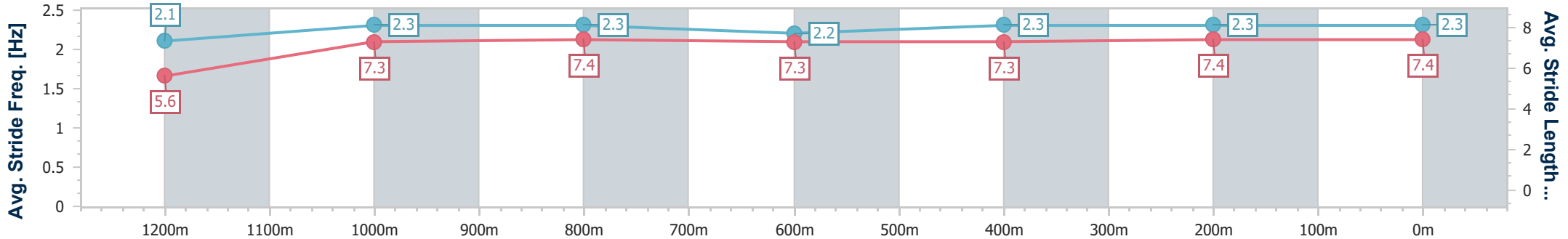
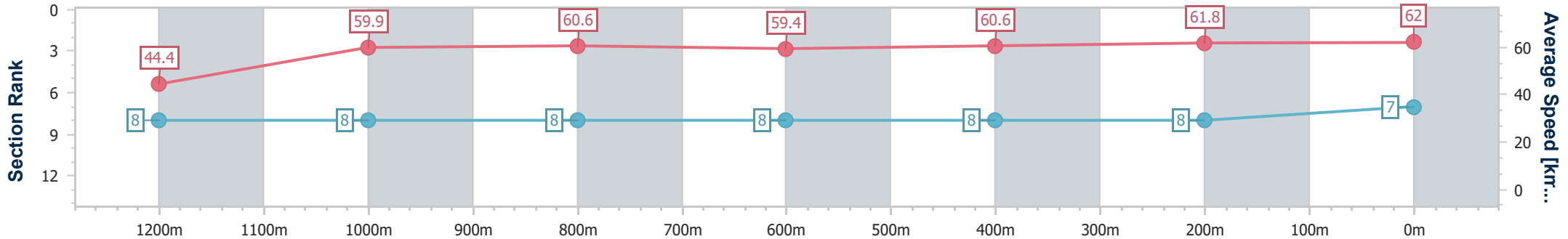
Ipswich QLD Professional
 Race 6: PRECINCT URBAN PLANNING Fillies & Mares
 BENCHMARK 62 Handicap - 1350m



21 March 2024 - 16:42

Track Rating: Good 4, Weather: Fine, Rail Position: +6m

Section	Overall	1200m	1000m	800m	600m	400m	200m
Section Times	1:23.24 [7] (0:12.15)	1:11.09 [8] (0:12.04)	0:59.05 [8] (0:11.86)	0:47.19 [8] (0:12.13)	0:35.06 [8] (0:11.79)	0:23.27 [8] (0:11.60)	0:11.67 [8] (0:11.67)
Average Speed [km/h]	44.4	59.9	60.6	59.4	60.6	61.8	62.0
Top Speed [km/h]	59.5	61.5	61.2	60.3	61.4	62.9	62.9
Avg. Dist. to Rail [m]	2.5	0.5	0.3	0.7	0.7	0.8	2.1
Avg. Stride Freq. [Hz]	2.1	2.3	2.3	2.2	2.3	2.3	2.3
Avg. Stride Length [m]	5.6	7.3	7.4	7.3	7.3	7.4	7.4



- [] Ranking at each section and finish
- .-.- No data available at this section
- NA No data available



Horse/Jockey Name	Hot Bananas
Final Rank	8
Fastest Section Time (Section)	0:11.30 (Overall)
Top Speed [km/h] (Section)	62.3 (400m)
Race State	Finished



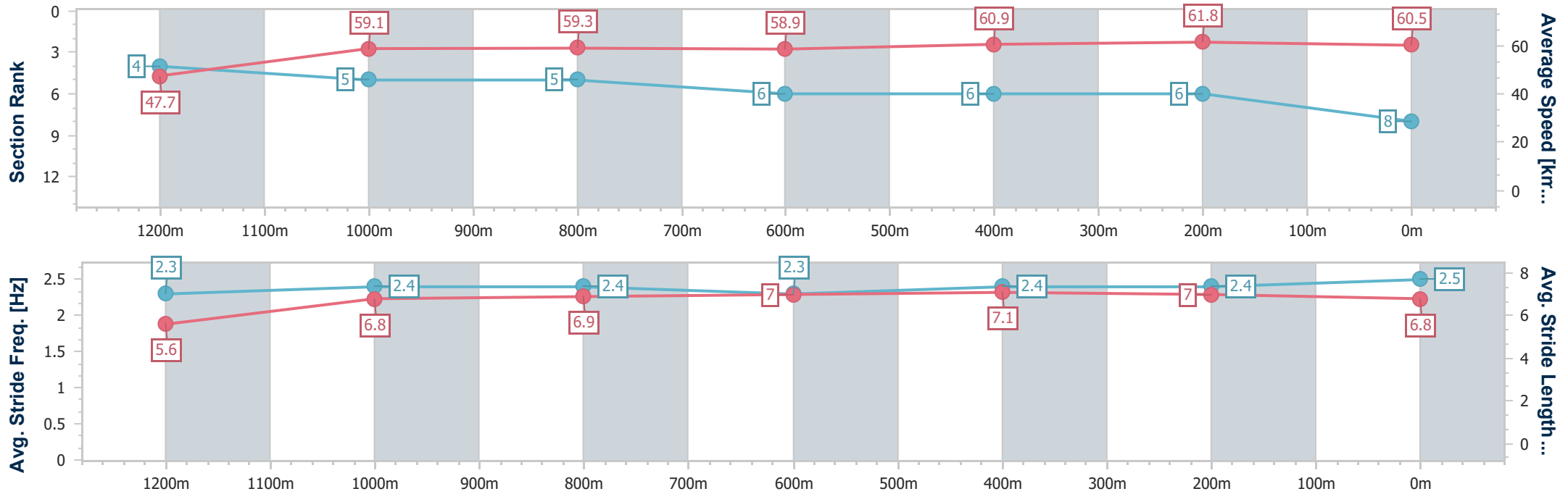
Ipswich QLD Professional
 Race 6: PRECINCT URBAN PLANNING Fillies & Mares
 BENCHMARK 62 Handicap - 1350m



21 March 2024 - 16:42

Track Rating: Good 4, Weather: Fine, Rail Position: +6m

Section	Overall	1200m	1000m	800m	600m	400m	200m
Section Times	1:23.27 [8] (0:11.30)	1:11.97 [4] (0:12.22)	0:59.75 [5] (0:12.13)	0:47.62 [5] (0:12.22)	0:35.40 [6] (0:11.84)	0:23.56 [6] (0:11.68)	0:11.88 [6] (0:11.88)
Average Speed [km/h]	47.7	59.1	59.3	58.9	60.9	61.8	60.5
Top Speed [km/h]	59.6	60.0	60.2	59.9	61.4	62.3	62.2
Avg. Dist. to Rail [m]	0.7	0.7	0.8	0.1	0.3	0.9	4.1
Avg. Stride Freq. [Hz]	2.3	2.4	2.4	2.3	2.4	2.4	2.5
Avg. Stride Length [m]	5.6	6.8	6.9	7.0	7.1	7.0	6.8



- [] Ranking at each section and finish
- .-.- No data available at this section
- NA No data available



Ipswich QLD Professional

Race 7: TAB Colts, Geldings & Entires BENCHMARK 62 Handicap - 1350m

21 March 2024 - 17:19



Track Rating: Good 4, Weather: Fine, Rail Position: +6m

Section												Last 600m	
Field Times												0:37.37	
	Overall	1200m	1000m	800m	600m	400m							
	1:22.21 (0:10.69)	1:11.52 (0:10.79)	1:00.73 (0:11.42)	0:49.31 (0:11.94)	0:37.37 (0:12.40)	0:24.97 (0:12.65)							
Rank	TAB	Horse/Jockey	Barrier	Top Speed [km/h]	Fastest Section							Distance Travelled [m]	
1	13	DAEDALUS Robbie Dolan	13	64.3 1000m	0:11.33 1000m	1:22.21 [1] (0:12.02)	1:10.19 [12] (0:11.66)	0:58.53 [12] (0:11.33)	0:47.20 [11] (0:11.36)	0:35.84 [11] (0:11.86)	0:23.98 [11] (0:12.01)	0:35.84	
2	6	FLYING BIRDS Justin Huxtable	6	65.7 1200m	0:11.03 Overall	1:22.34 [2] (0:11.03)	1:11.31 [5] (0:11.11)	1:00.20 [5] (0:11.32)	0:48.88 [5] (0:12.11)	0:36.77 [6] (0:12.37)	0:24.40 [6] (0:12.20)	0:36.77	+3
3	7	SHERRIFF CODY Danny Peisley	7	66.7 1200m	0:11.00 1200m	1:22.55 [3] (0:11.35)	1:11.20 [7] (0:11.00)	1:00.20 [6] (0:11.21)	0:48.99 [6] (0:11.94)	0:37.05 [5] (0:12.37)	0:24.68 [5] (0:12.39)	0:37.05	+0
4	11	STRAYA PRIDE Kirk Matheson	11	64.8 1000m	0:11.22 1000m	1:22.56 [4] (0:11.60)	1:10.96 [9] (0:11.32)	0:59.64 [9] (0:11.22)	0:48.42 [9] (0:11.90)	0:36.52 [9] (0:12.04)	0:24.48 [7] (0:12.10)	0:36.52	+3
5	2	KOZANI Cody Collis	2	66.1 1200m	0:10.94 Overall	1:22.74 [5] (0:10.94)	1:11.80 [4] (0:11.00)	1:00.80 [4] (0:11.37)	0:49.43 [4] (0:11.98)	0:37.45 [3] (0:12.40)	0:25.05 [3] (0:12.40)	0:37.45	-2
6	12	HUSSONHOFF Les Tilley	12	65.5 1200m	0:11.18 1200m	1:22.97 [6] (0:11.26)	1:11.71 [6] (0:11.18)	1:00.53 [7] (0:11.33)	0:49.20 [7] (0:12.00)	0:37.20 [7] (0:12.38)	0:24.82 [9] (0:12.27)	0:37.20	+4
7	9	REFORMIST Paul Hammersley	9	64.2 1000m	0:11.27 1000m	1:23.06 [7] (0:11.68)	1:11.38 [10] (0:11.49)	0:59.89 [10] (0:11.27)	0:48.62 [10] (0:11.65)	0:36.97 [10] (0:12.07)	0:24.90 [10] (0:12.40)	0:36.97	-1
8	14	PANAMA PAPERS Marnu Potgieter	14	64.2 1000m	0:11.30 1000m	1:23.08 [8] (0:11.39)	1:11.69 [8] (0:11.37)	1:00.32 [8] (0:11.30)	0:49.02 [8] (0:11.74)	0:37.28 [8] (0:12.28)	0:25.00 [8] (0:12.51)	0:37.28	-1
9	3	HILL BILLY FLYER Jai Williams	3	69.2 1200m	0:10.72 Overall	1:23.11 [9] (0:10.72)	1:12.39 [2] (0:10.76)	1:01.63 [1] (0:11.42)	0:50.21 [1] (0:11.94)	0:38.27 [1] (0:12.40)	0:25.87 [1] (0:12.65)	0:38.27	-1
10	1	JAKKALBERRY FINN Liv O'Donnell	1	63.6 1000m	0:11.46 1000m	1:23.21 [10] (0:11.92)	1:11.29 [11] (0:11.74)	0:59.55 [11] (0:11.46)	0:48.09 [12] (0:11.49)	0:36.60 [12] (0:11.90)	0:24.70 [12] (0:12.09)	0:36.60	+2

Scratched: Demon Delivera (#4), Quothquan (#5)

[] Ranking at each section and finish
 :---: No data available at this section
 NA No data available

SCN Saddle cloth number
 DNF Did not finish
 DNT Did not track



Ipswich QLD Professional

Race 7: TAB Colts, Geldings & Entires BENCHMARK 62 Handicap - 1350m

21 March 2024 - 17:19



Track Rating: Good 4, Weather: Fine, Rail Position: +6m

Section	Overall	1200m	1000m	800m	600m	400m	Last 600m
Field Times	1:22.21 (0:10.69)	1:11.52 (0:10.79)	1:00.73 (0:11.42)	0:49.31 (0:11.94)	0:37.37 (0:12.40)	0:24.97 (0:12.65)	0:37.37

Rank	TAB	Horse/Jockey	Barrier	Top Speed [km/h]	Fastest Section	Overall	1200m	1000m	800m	600m	400m	Last 600m	Distance Travelled [m]
11	8	GREYLANDER James Orman	8	67.5 1200m	0:10.76 Overall	1:23.96 [11] (0:10.76)	1:13.20 [3] (0:10.94)	1:02.26 [3] (0:11.48)	0:50.78 [3] (0:12.17)	0:38.61 [4] (0:12.44)	0:26.17 [4] (0:12.77)	0:38.61	+3
12	10	PALATIAL PRINCE Jake Bayliss	10	68.3 1200m	0:10.69 Overall	1:24.01 [12] (0:10.69)	1:13.32 [1] (0:10.79)	1:02.53 [2] (0:11.52)	0:51.01 [2] (0:12.05)	0:38.96 [2] (0:12.54)	0:26.42 [2] (0:12.96)	0:38.96	+1

Scratched: Demon Delivera (#4), Quothquan (#5)

Ipswich QLD Professional

Race 7: TAB Colts, Geldings & Entires BENCHMARK 62 Handicap - 1350m

21 March 2024 - 17:19

Track Rating: Good 4, Weather: Fine, Rail Position: +6m

Section				200m				Last 600m		
Field Times				0:12.32 (0:12.32)				0:37.37		
Rank	TAB	Horse/Jockey	Barrier	Top Speed [km/h]	Fastest Section	Margin			Distance Travelled [m]	
1	13	DAEDALUS Robbie Dolan	13	64.3 1000m	0:11.33 1000m	0:11.97 [5] (0:11.97)	1:22.21		0:35.84	
2	6	FLYING BIRDS Justin Huxtable	6	65.7 1200m	0:11.03 Overall	0:12.20 [3] (0:12.20)	0.13L		0:36.77	+3
3	7	SHERRIFF CODY Danny Peisley	7	66.7 1200m	0:11.00 1200m	0:12.29 [6] (0:12.29)	0.21L		0:37.05	+0
4	11	STRAYA PRIDE Kirk Matheson	11	64.8 1000m	0:11.22 1000m	0:12.38 [4] (0:12.38)	0.01L		0:36.52	+3
5	2	KOZANI Cody Collis	2	66.1 1200m	0:10.94 Overall	0:12.65 [2] (0:12.65)	0.18L		0:37.45	-2
6	12	HUSSONHOFF Les Tilley	12	65.5 1200m	0:11.18 1200m	0:12.55 [7] (0:12.55)	0.23L		0:37.20	+4
7	9	REFORMIST Paul Hammersley	9	64.2 1000m	0:11.27 1000m	0:12.50 [10] (0:12.50)	0.09L		0:36.97	-1
8	14	PANAMA PAPERS Marnu Potgieter	14	64.2 1000m	0:11.30 1000m	0:12.49 [11] (0:12.49)	0.02L		0:37.28	-1
9	3	HILL BILLY FLYER Jai Williams	3	69.2 1200m	0:10.72 Overall	0:13.22 [1] (0:13.22)	0.03L		0:38.27	-1
10	1	JAKKALBERRY FINN Liv O'Donnell	1	63.6 1000m	0:11.46 1000m	0:12.61 [12] (0:12.61)	0.1L		0:36.60	+2

Scratched: Demon Delivera (#4), Quothquan (#5)



Ipswich QLD Professional
Race 7: TAB Colts, Geldings & Entires BENCHMARK 62 Handicap - 1350m
 21 March 2024 - 17:19



Track Rating: Good 4, Weather: Fine, Rail Position: +6m

Section				200m				Last 600m	
Field Times				0:12.32 (0:12.32)				0:37.37	
Rank	TAB	Horse/Jockey	Barrier	Top Speed [km/h]	Fastest Section	Margin			Distance Travelled [m]
11	8	GREYLANDER James Orman	8	67.5 1200m	0:10.76 Overall	0:13.40 [9] (0:13.40)	0.75L		0:38.61 +3
12	10	PALATIAL PRINCE Jake Bayliss	10	68.3 1200m	0:10.69 Overall	0:13.46 [8] (0:13.46)	0.05L		0:38.96 +1

Scratched: Demon Delivera (#4), Quothquan (#5)

[] Ranking at each section and finish
 -:-:- No data available at this section
 NA No data available

SCN Saddle cloth number
 DNF Did not finish
 DNT Did not track



Horse/Jockey Name	Daedalus
Final Rank	1
Fastest Section Time (Section)	0:11.33 (1000m)
Top Speed [km/h] (Section)	64.3 (1000m)
Race State	Finished



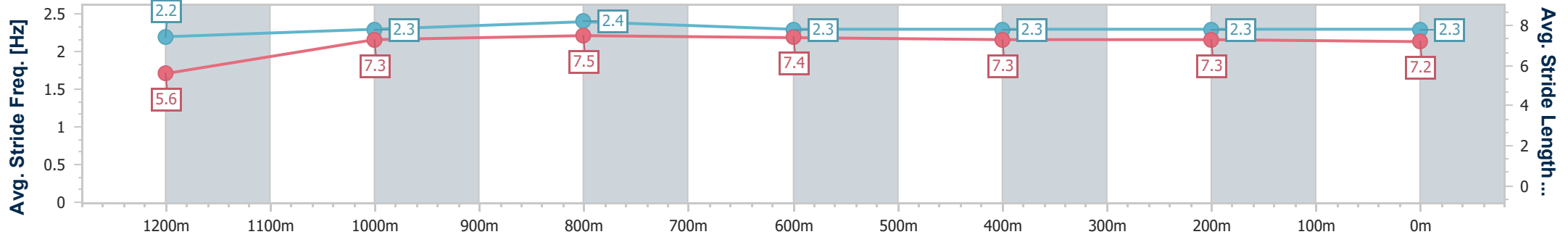
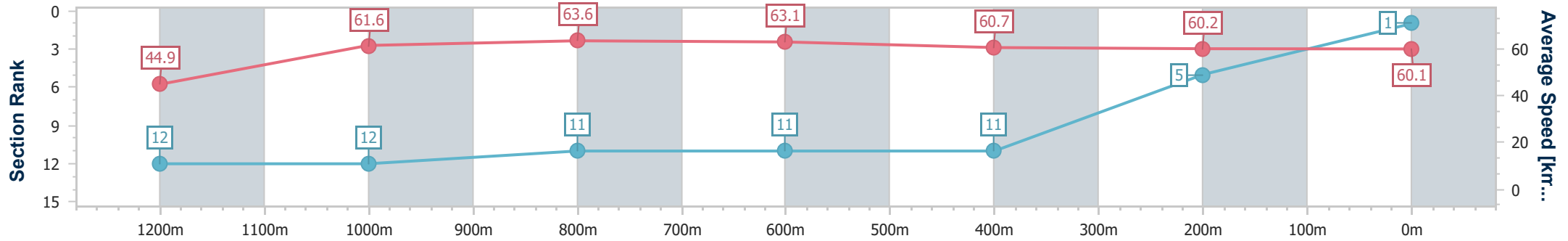
Ipswich QLD Professional
 Race 7: TAB Colts, Geldings & Entires BENCHMARK 62
 Handicap - 1350m



21 March 2024 - 17:19

Track Rating: Good 4, Weather: Fine, Rail Position: +6m

Section	Overall	1200m	1000m	800m	600m	400m	200m
Section Times	1:22.21 [1] (0:12.02)	1:10.19 [12] (0:11.66)	0:58.53 [12] (0:11.33)	0:47.20 [11] (0:11.36)	0:35.84 [11] (0:11.86)	0:23.98 [11] (0:12.01)	0:11.97 [5] (0:11.97)
Average Speed [km/h]	44.9	61.6	63.6	63.1	60.7	60.2	60.1
Top Speed [km/h]	59.9	62.8	64.3	64.0	61.3	61.2	61.6
Avg. Dist. to Rail [m]	4.0	0.4	0.3	0.8	0.2	0.6	2.2
Avg. Stride Freq. [Hz]	2.2	2.3	2.4	2.3	2.3	2.3	2.3
Avg. Stride Length [m]	5.6	7.3	7.5	7.4	7.3	7.3	7.2



- [] Ranking at each section and finish
- .-.- No data available at this section
- NA No data available



Horse/Jockey Name	Flying Birds
Final Rank	2
Fastest Section Time (Section)	0:11.03 (Overall)
Top Speed [km/h] (Section)	65.7 (1200m)
Race State	Finished



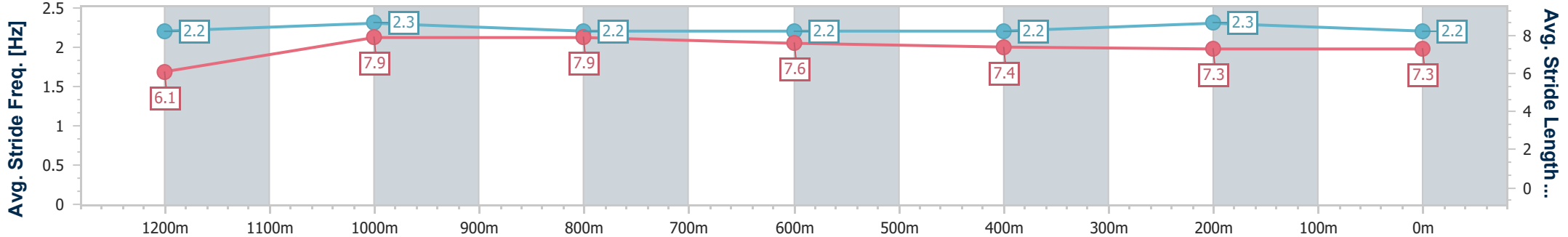
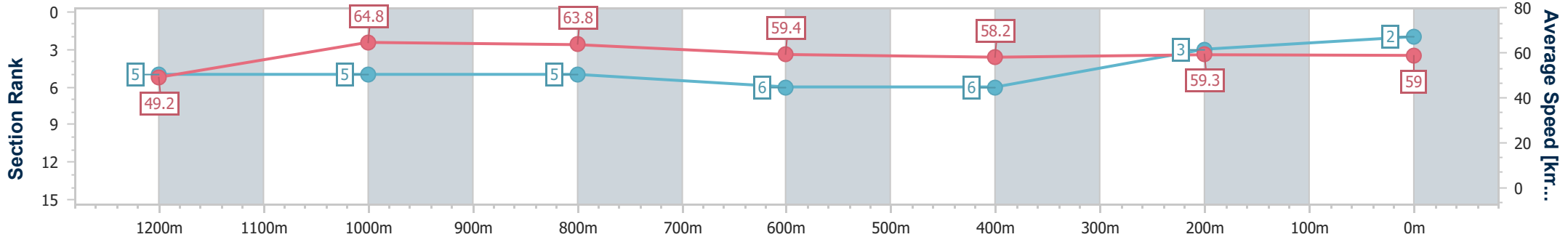
Ipswich QLD Professional
 Race 7: TAB Colts, Geldings & Entires BENCHMARK 62
 Handicap - 1350m



21 March 2024 - 17:19

Track Rating: Good 4, Weather: Fine, Rail Position: +6m

Section	Overall	1200m	1000m	800m	600m	400m	200m
Section Times	1:22.34 [2] (0:11.03)	1:11.31 [5] (0:11.11)	1:00.20 [5] (0:11.32)	0:48.88 [5] (0:12.11)	0:36.77 [6] (0:12.37)	0:24.40 [6] (0:12.20)	0:12.20 [3] (0:12.20)
Average Speed [km/h]	49.2	64.8	63.8	59.4	58.2	59.3	59.0
Top Speed [km/h]	64.5	65.7	65.0	60.6	58.9	60.7	61.1
Avg. Dist. to Rail [m]	4.7	0.9	0.6	0.3	0.2	1.8	4.0
Avg. Stride Freq. [Hz]	2.2	2.3	2.2	2.2	2.2	2.3	2.2
Avg. Stride Length [m]	6.1	7.9	7.9	7.6	7.4	7.3	7.3



- [] Ranking at each section and finish
- .-.- No data available at this section
- NA No data available



Horse/Jockey Name	Sherriff Cody
Final Rank	3
Fastest Section Time (Section)	0:11.00 (1200m)
Top Speed [km/h] (Section)	66.7 (1200m)
Race State	Finished



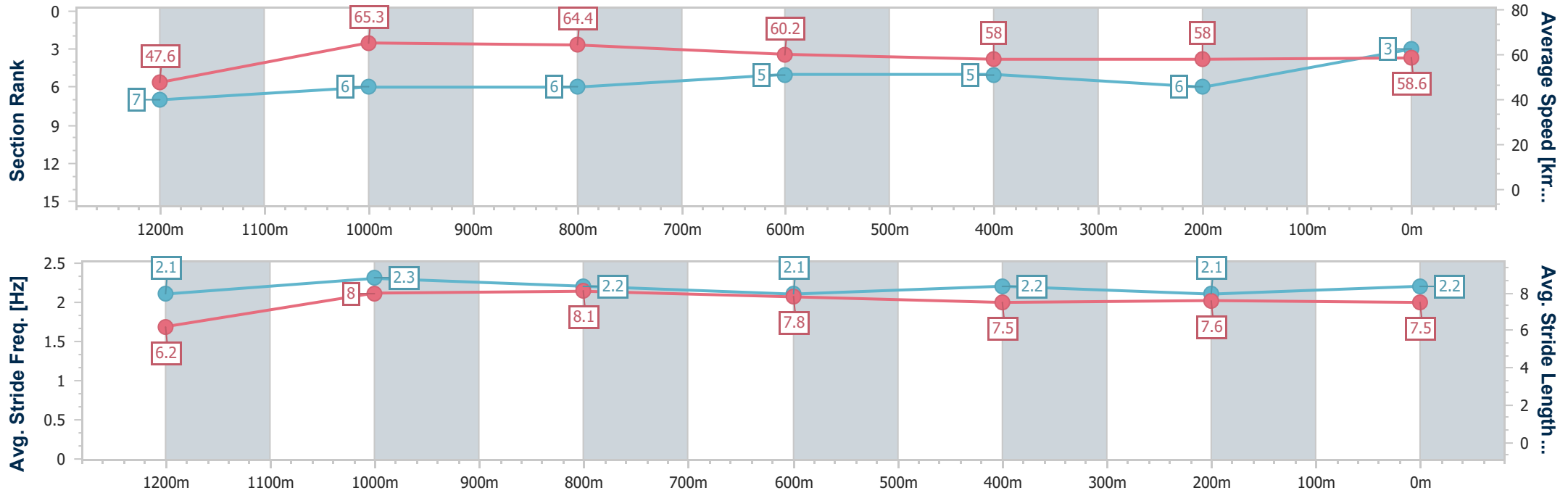
Ipswich QLD Professional
Race 7: TAB Colts, Geldings & Entires BENCHMARK 62
Handicap - 1350m



21 March 2024 - 17:19

Track Rating: Good 4, Weather: Fine, Rail Position: +6m

Section	Overall	1200m	1000m	800m	600m	400m	200m
Section Times	1:22.55 [3] (0:11.35)	1:11.20 [7] (0:11.00)	1:00.20 [6] (0:11.21)	0:48.99 [6] (0:11.94)	0:37.05 [5] (0:12.37)	0:24.68 [5] (0:12.39)	0:12.29 [6] (0:12.29)
Average Speed [km/h]	47.6	65.3	64.4	60.2	58.0	58.0	58.6
Top Speed [km/h]	63.4	66.7	65.0	62.7	59.7	59.4	59.6
Avg. Dist. to Rail [m]	2.2	0.4	0.4	0.4	0.5	0.7	1.8
Avg. Stride Freq. [Hz]	2.1	2.3	2.2	2.1	2.2	2.1	2.2
Avg. Stride Length [m]	6.2	8.0	8.1	7.8	7.5	7.6	7.5



- [] Ranking at each section and finish
- .-.- No data available at this section
- NA No data available



Horse/Jockey Name	Straya Pride
Final Rank	4
Fastest Section Time (Section)	0:11.22 (1000m)
Top Speed [km/h] (Section)	64.8 (1000m)
Race State	Finished



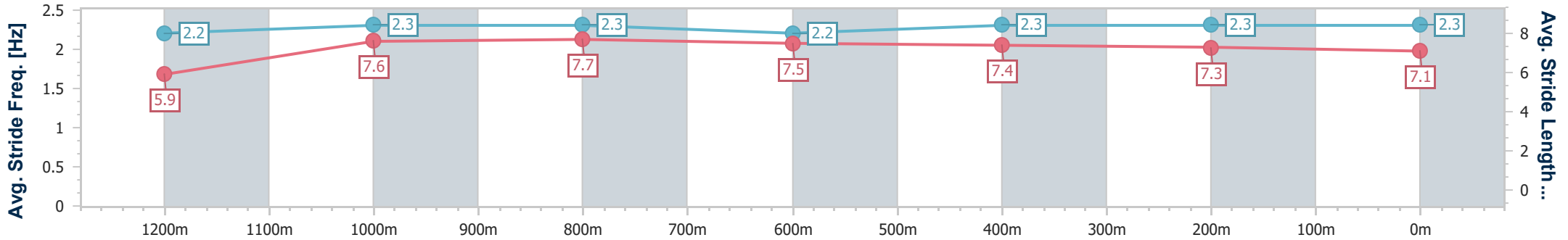
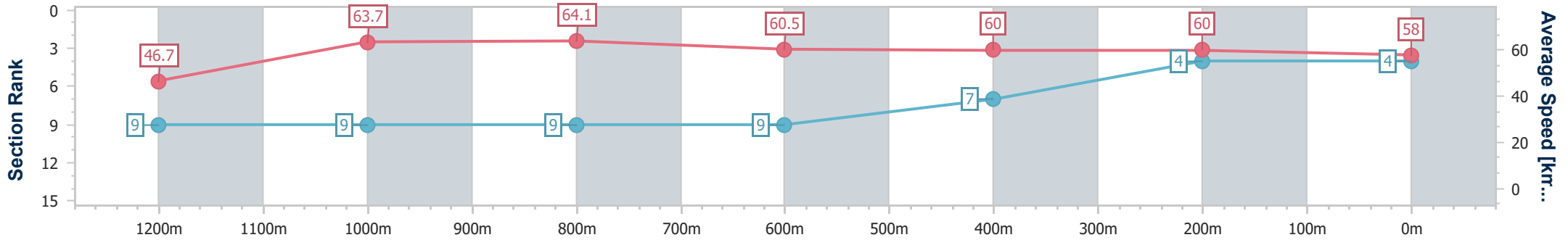
Ipswich QLD Professional
 Race 7: TAB Colts, Geldings & Entires BENCHMARK 62
 Handicap - 1350m



21 March 2024 - 17:19

Track Rating: Good 4, Weather: Fine, Rail Position: +6m

Section	Overall	1200m	1000m	800m	600m	400m	200m
Section Times	1:22.56 [4] (0:11.60)	1:10.96 [9] (0:11.32)	0:59.64 [9] (0:11.22)	0:48.42 [9] (0:11.90)	0:36.52 [9] (0:12.04)	0:24.48 [7] (0:12.10)	0:12.38 [4] (0:12.38)
Average Speed [km/h]	46.7	63.7	64.1	60.5	60.0	60.0	58.0
Top Speed [km/h]	62.2	64.6	64.8	63.5	61.4	60.7	60.3
Avg. Dist. to Rail [m]	6.2	0.7	0.6	0.3	0.7	2.8	6.4
Avg. Stride Freq. [Hz]	2.2	2.3	2.3	2.2	2.3	2.3	2.3
Avg. Stride Length [m]	5.9	7.6	7.7	7.5	7.4	7.3	7.1



- [] Ranking at each section and finish
- .-.- No data available at this section
- NA No data available



Horse/Jockey Name	Kozani
Final Rank	5
Fastest Section Time (Section)	0:10.94 (Overall)
Top Speed [km/h] (Section)	66.1 (1200m)
Race State	Finished



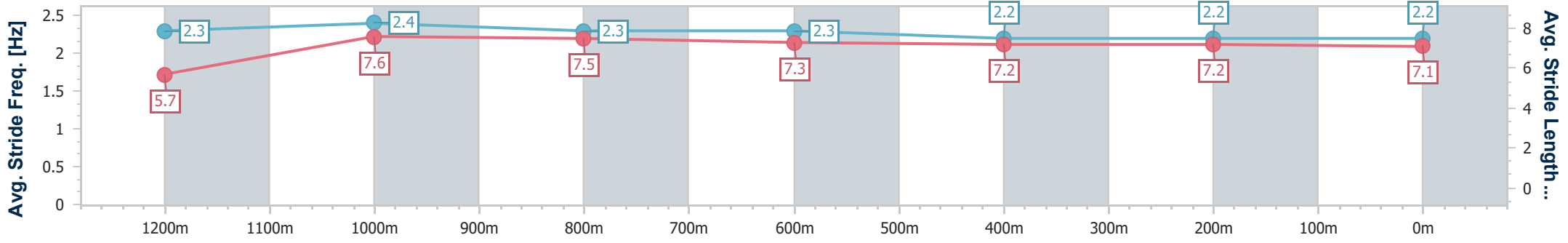
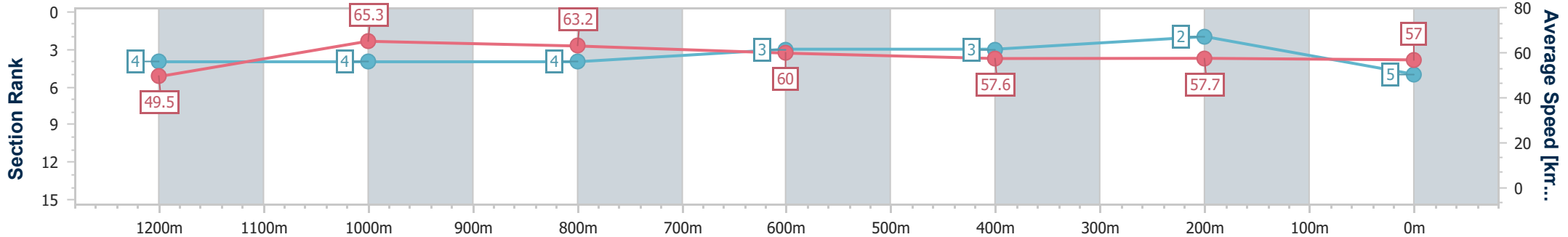
Ipswich QLD Professional
 Race 7: TAB Colts, Geldings & Entires BENCHMARK 62
 Handicap - 1350m



21 March 2024 - 17:19

Track Rating: Good 4, Weather: Fine, Rail Position: +6m

Section	Overall	1200m	1000m	800m	600m	400m	200m
Section Times	1:22.74 [5] (0:10.94)	1:11.80 [4] (0:11.00)	1:00.80 [4] (0:11.37)	0:49.43 [4] (0:11.98)	0:37.45 [3] (0:12.40)	0:25.05 [3] (0:12.40)	0:12.65 [2] (0:12.65)
Average Speed [km/h]	49.5	65.3	63.2	60.0	57.6	57.7	57.0
Top Speed [km/h]	64.8	66.1	64.8	60.8	58.7	58.9	58.9
Avg. Dist. to Rail [m]	1.1	0.6	0.3	0.7	1.1	1.4	0.3
Avg. Stride Freq. [Hz]	2.3	2.4	2.3	2.3	2.2	2.2	2.2
Avg. Stride Length [m]	5.7	7.6	7.5	7.3	7.2	7.2	7.1



- [] Ranking at each section and finish
- .-.- No data available at this section
- NA No data available



Horse/Jockey Name	Hussonhoff
Final Rank	6
Fastest Section Time (Section)	0:11.18 (1200m)
Top Speed [km/h] (Section)	65.5 (1200m)
Race State	Finished



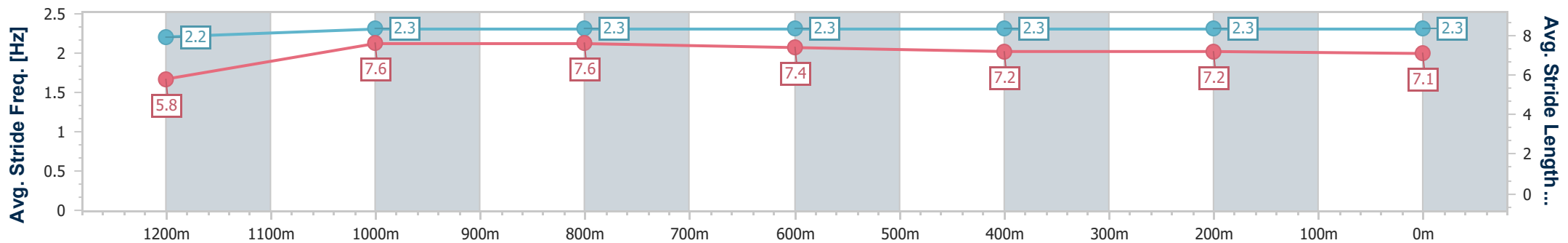
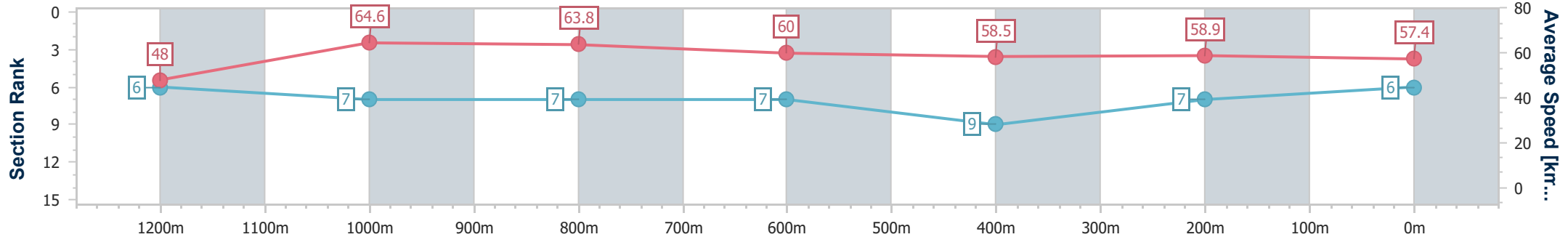
Ipswich QLD Professional
 Race 7: TAB Colts, Geldings & Entires BENCHMARK 62
 Handicap - 1350m



21 March 2024 - 17:19

Track Rating: Good 4, Weather: Fine, Rail Position: +6m

Section	Overall	1200m	1000m	800m	600m	400m	200m
Section Times	1:22.97 [6] (0:11.26)	1:11.71 [6] (0:11.18)	1:00.53 [7] (0:11.33)	0:49.20 [7] (0:12.00)	0:37.20 [7] (0:12.38)	0:24.82 [9] (0:12.27)	0:12.55 [7] (0:12.55)
Average Speed [km/h]	48.0	64.6	63.8	60.0	58.5	58.9	57.4
Top Speed [km/h]	63.3	65.5	64.6	62.3	59.2	60.0	59.3
Avg. Dist. to Rail [m]	5.0	0.7	1.3	0.6	1.0	2.6	6.1
Avg. Stride Freq. [Hz]	2.2	2.3	2.3	2.3	2.3	2.3	2.3
Avg. Stride Length [m]	5.8	7.6	7.6	7.4	7.2	7.2	7.1



- [] Ranking at each section and finish
- .-.- No data available at this section
- NA No data available



Horse/Jockey Name	Reformist
Final Rank	7
Fastest Section Time (Section)	0:11.27 (1000m)
Top Speed [km/h] (Section)	64.2 (1000m)
Race State	Finished



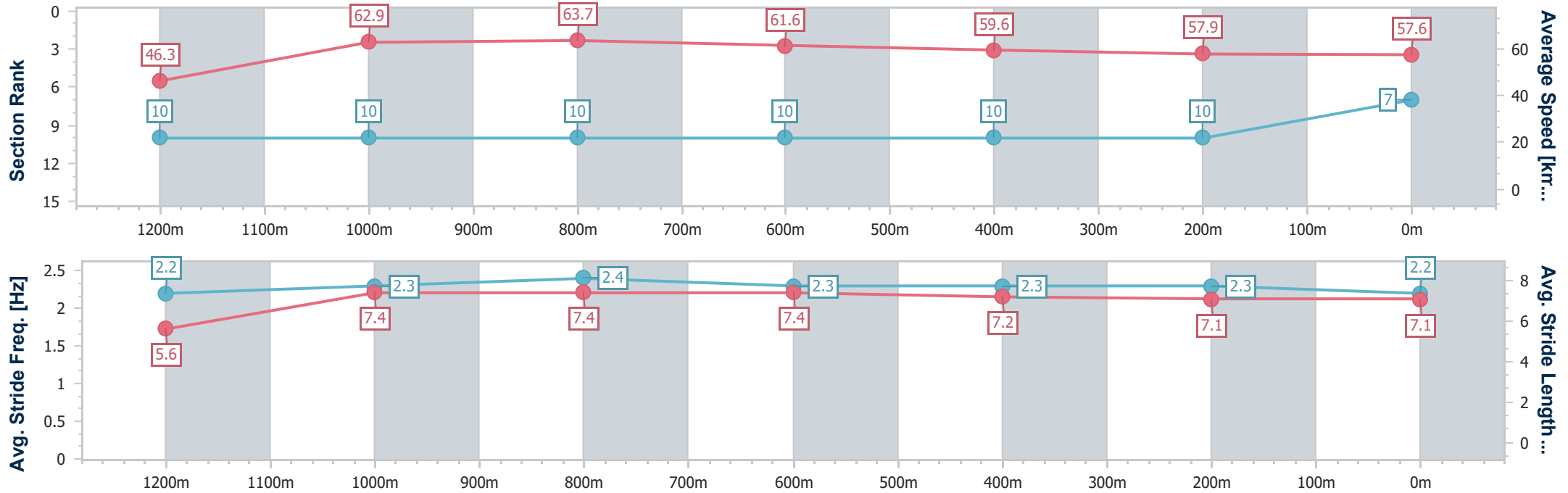
Ipswich QLD Professional
 Race 7: TAB Colts, Geldings & Entires BENCHMARK 62
 Handicap - 1350m



21 March 2024 - 17:19

Track Rating: Good 4, Weather: Fine, Rail Position: +6m

Section	Overall	1200m	1000m	800m	600m	400m	200m
Section Times	1:23.06 [7] (0:11.68)	1:11.38 [10] (0:11.49)	0:59.89 [10] (0:11.27)	0:48.62 [10] (0:11.65)	0:36.97 [10] (0:12.07)	0:24.90 [10] (0:12.40)	0:12.50 [10] (0:12.50)
Average Speed [km/h]	46.3	62.9	63.7	61.6	59.6	57.9	57.6
Top Speed [km/h]	61.4	63.3	64.2	63.2	59.9	59.6	59.5
Avg. Dist. to Rail [m]	1.2	0.3	0.4	0.8	0.9	0.9	1.2
Avg. Stride Freq. [Hz]	2.2	2.3	2.4	2.3	2.3	2.3	2.2
Avg. Stride Length [m]	5.6	7.4	7.4	7.4	7.2	7.1	7.1



- [] Ranking at each section and finish
- .-.- No data available at this section
- NA No data available



Horse/Jockey Name	Panama Papers
Final Rank	8
Fastest Section Time (Section)	0:11.30 (1000m)
Top Speed [km/h] (Section)	64.2 (1000m)
Race State	Finished

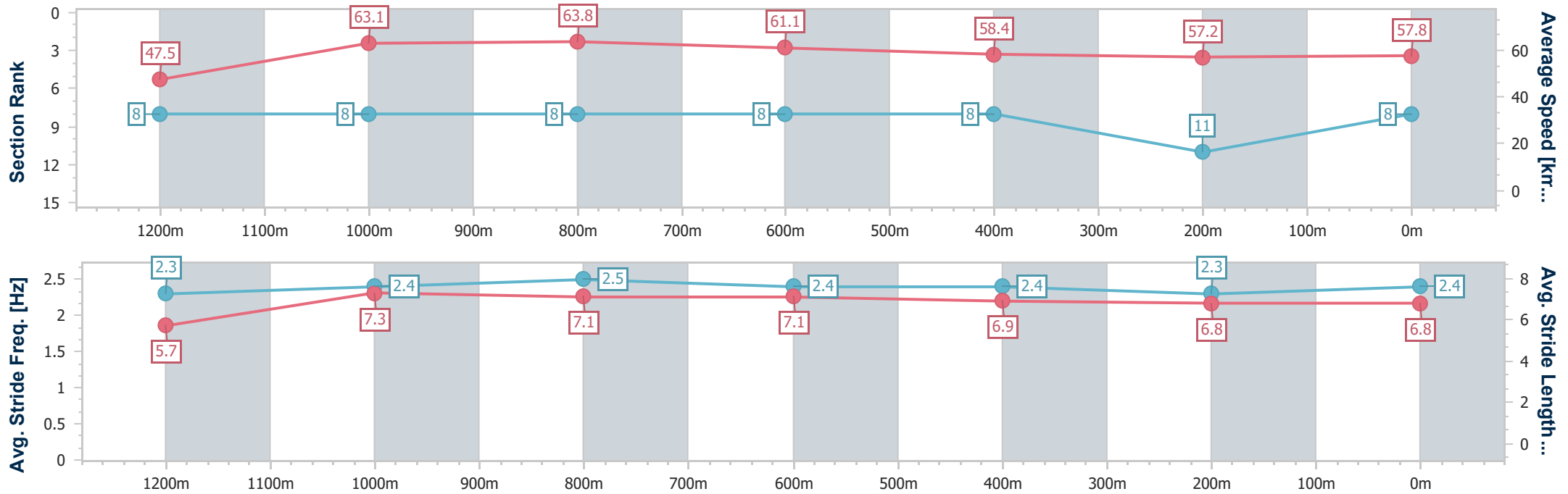


Ipswich QLD Professional
 Race 7: TAB Colts, Geldings & Entires BENCHMARK 62
 Handicap - 1350m
 21 March 2024 - 17:19



Track Rating: Good 4, Weather: Fine, Rail Position: +6m

Section	Overall	1200m	1000m	800m	600m	400m	200m
Section Times	1:23.08 [8] (0:11.39)	1:11.69 [8] (0:11.37)	1:00.32 [8] (0:11.30)	0:49.02 [8] (0:11.74)	0:37.28 [8] (0:12.28)	0:25.00 [8] (0:12.51)	0:12.49 [11] (0:12.49)
Average Speed [km/h]	47.5	63.1	63.8	61.1	58.4	57.2	57.8
Top Speed [km/h]	61.8	64.0	64.2	63.0	59.6	59.4	59.3
Avg. Dist. to Rail [m]	1.3	0.9	0.6	0.9	0.7	1.5	1.4
Avg. Stride Freq. [Hz]	2.3	2.4	2.5	2.4	2.4	2.3	2.4
Avg. Stride Length [m]	5.7	7.3	7.1	7.1	6.9	6.8	6.8



- [] Ranking at each section and finish
- .-.- No data available at this section
- NA No data available



Horse/Jockey Name	Hill Billy Flyer
Final Rank	9
Fastest Section Time (Section)	0:10.72 (Overall)
Top Speed [km/h] (Section)	69.2 (1200m)
Race State	Finished



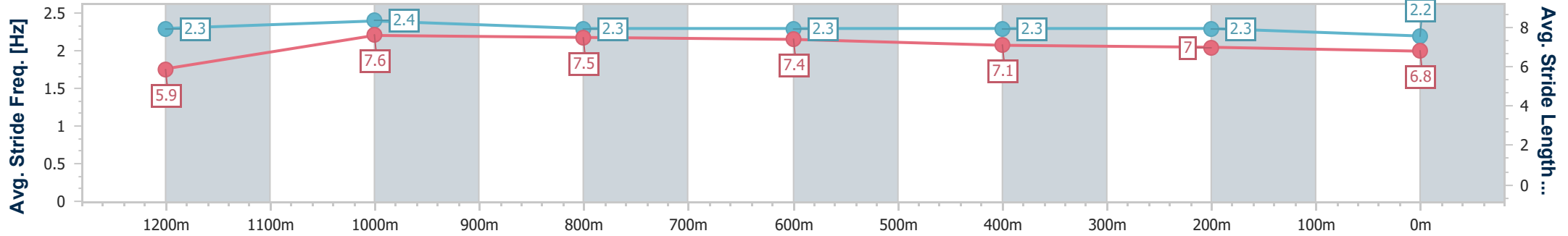
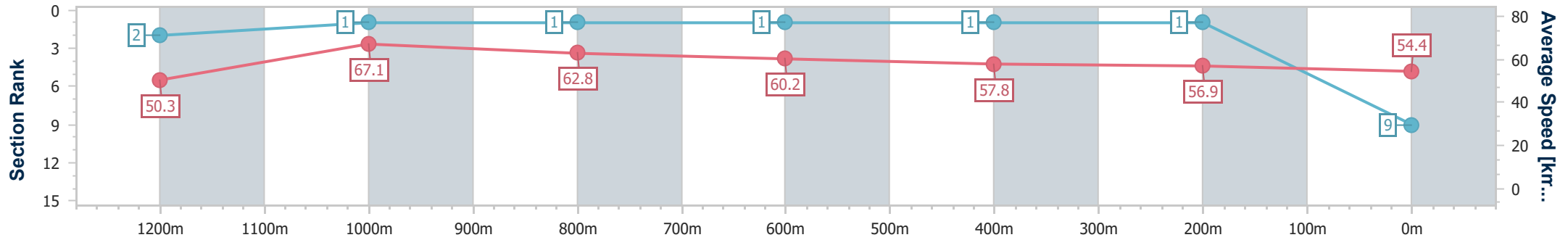
Ipswich QLD Professional
 Race 7: TAB Colts, Geldings & Entires BENCHMARK 62
 Handicap - 1350m



21 March 2024 - 17:19

Track Rating: Good 4, Weather: Fine, Rail Position: +6m

Section	Overall	1200m	1000m	800m	600m	400m	200m
Section Times	1:23.11 [9] (0:10.72)	1:12.39 [2] (0:10.76)	1:01.63 [1] (0:11.42)	0:50.21 [1] (0:11.94)	0:38.27 [1] (0:12.40)	0:25.87 [1] (0:12.65)	0:13.22 [1] (0:13.22)
Average Speed [km/h]	50.3	67.1	62.8	60.2	57.8	56.9	54.4
Top Speed [km/h]	66.0	69.2	66.2	60.8	58.9	58.0	55.7
Avg. Dist. to Rail [m]	1.8	0.7	0.6	0.6	0.7	1.1	4.7
Avg. Stride Freq. [Hz]	2.3	2.4	2.3	2.3	2.3	2.3	2.2
Avg. Stride Length [m]	5.9	7.6	7.5	7.4	7.1	7.0	6.8



- [] Ranking at each section and finish
- .-.- No data available at this section
- NA No data available



Horse/Jockey Name	Jakkalberry Finn
Final Rank	10
Fastest Section Time (Section)	0:11.46 (1000m)
Top Speed [km/h] (Section)	63.6 (1000m)
Race State	Finished



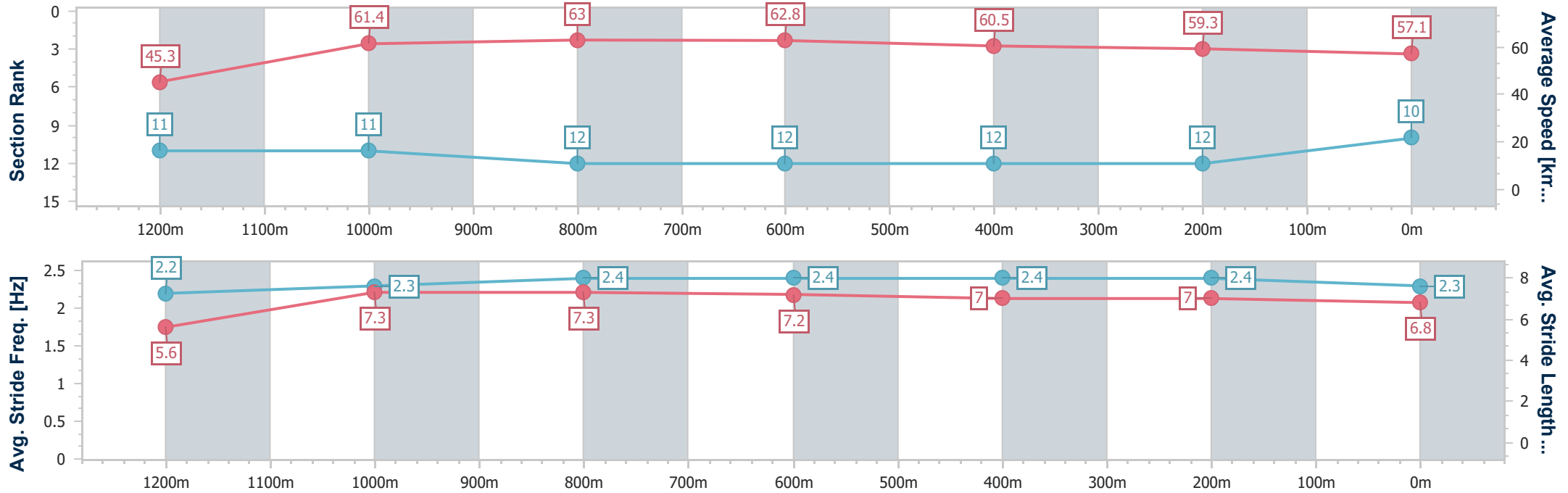
Ipswich QLD Professional
 Race 7: TAB Colts, Geldings & Entires BENCHMARK 62
 Handicap - 1350m



21 March 2024 - 17:19

Track Rating: Good 4, Weather: Fine, Rail Position: +6m

Section	Overall	1200m	1000m	800m	600m	400m	200m
Section Times	1:23.21 [10] (0:11.92)	1:11.29 [11] (0:11.74)	0:59.55 [11] (0:11.46)	0:48.09 [12] (0:11.49)	0:36.60 [12] (0:11.90)	0:24.70 [12] (0:12.09)	0:12.61 [12] (0:12.61)
Average Speed [km/h]	45.3	61.4	63.0	62.8	60.5	59.3	57.1
Top Speed [km/h]	60.3	62.5	63.6	63.4	62.2	60.5	58.7
Avg. Dist. to Rail [m]	7.0	0.8	0.9	0.2	0.9	2.0	3.6
Avg. Stride Freq. [Hz]	2.2	2.3	2.4	2.4	2.4	2.4	2.3
Avg. Stride Length [m]	5.6	7.3	7.3	7.2	7.0	7.0	6.8



- [] Ranking at each section and finish
- .-.- No data available at this section
- NA No data available



Horse/Jockey Name	Greylander
Final Rank	11
Fastest Section Time (Section)	0:10.76 (Overall)
Top Speed [km/h] (Section)	67.5 (1200m)
Race State	Finished



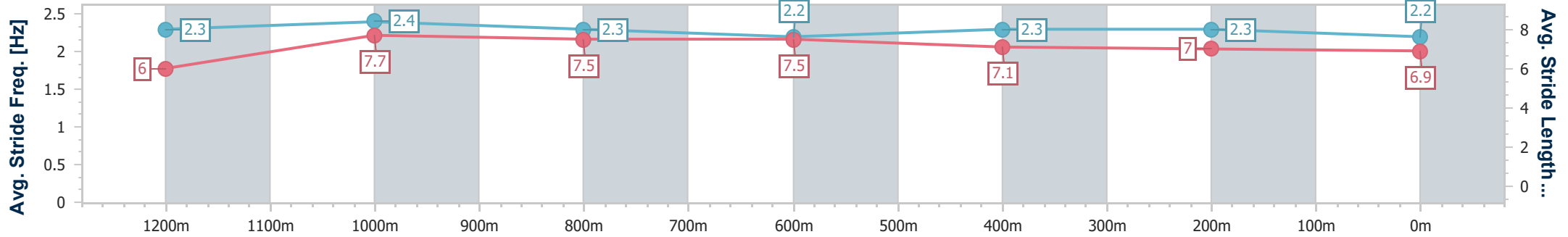
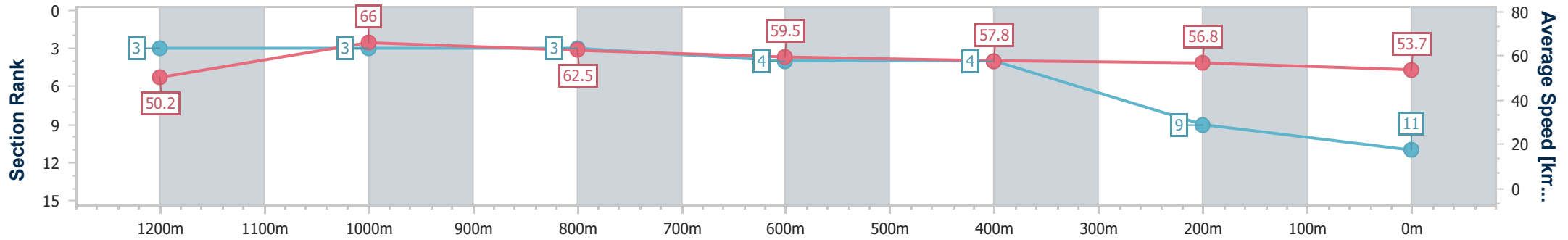
Ipswich QLD Professional
 Race 7: TAB Colts, Geldings & Entires BENCHMARK 62
 Handicap - 1350m



21 March 2024 - 17:19

Track Rating: Good 4, Weather: Fine, Rail Position: +6m

Section	Overall	1200m	1000m	800m	600m	400m	200m
Section Times	1:23.96 [11] (0:10.76)	1:13.20 [3] (0:10.94)	1:02.26 [3] (0:11.48)	0:50.78 [3] (0:12.17)	0:38.61 [4] (0:12.44)	0:26.17 [4] (0:12.77)	0:13.40 [9] (0:13.40)
Average Speed [km/h]	50.2	66.0	62.5	59.5	57.8	56.8	53.7
Top Speed [km/h]	66.4	67.5	65.4	59.7	58.7	57.8	55.9
Avg. Dist. to Rail [m]	3.2	0.6	0.6	0.6	0.6	1.7	2.5
Avg. Stride Freq. [Hz]	2.3	2.4	2.3	2.2	2.3	2.3	2.2
Avg. Stride Length [m]	6.0	7.7	7.5	7.5	7.1	7.0	6.9



- [] Ranking at each section and finish
- .-.- No data available at this section
- NA No data available



Horse/Jockey Name	Palatial Prince
Final Rank	12
Fastest Section Time (Section)	0:10.69 (Overall)
Top Speed [km/h] (Section)	68.3 (1200m)
Race State	Finished



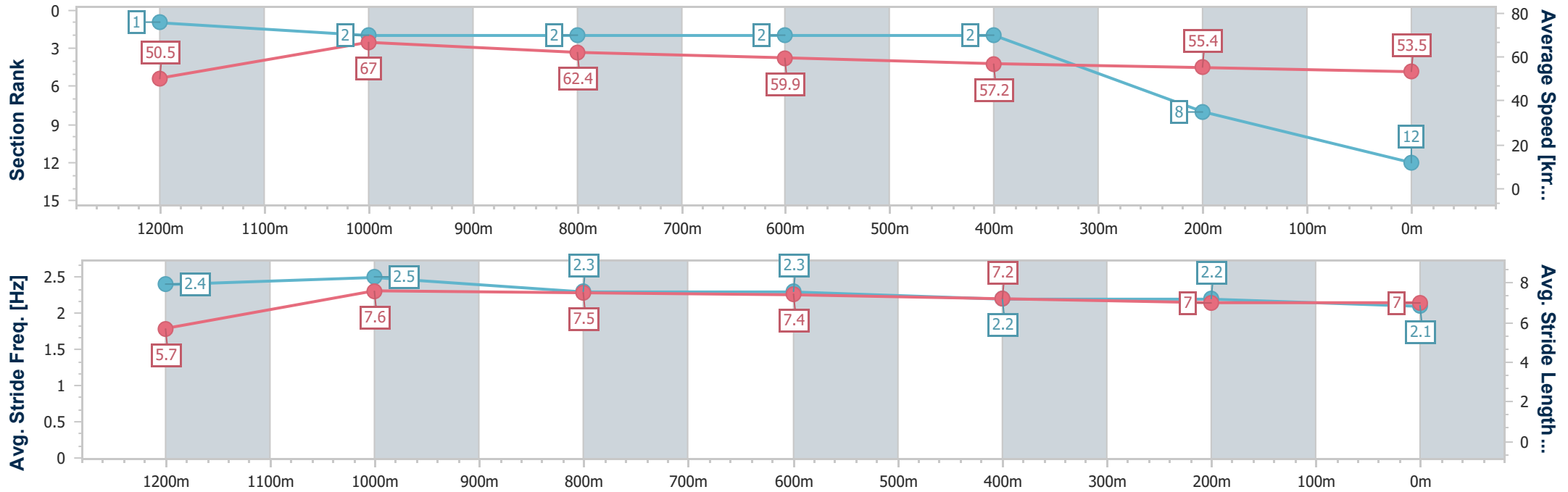
Ipswich QLD Professional
 Race 7: TAB Colts, Geldings & Entires BENCHMARK 62
 Handicap - 1350m



21 March 2024 - 17:19

Track Rating: Good 4, Weather: Fine, Rail Position: +6m

Section	Overall	1200m	1000m	800m	600m	400m	200m
Section Times	1:24.01 [12] (0:10.69)	1:13.32 [1] (0:10.79)	1:02.53 [2] (0:11.52)	0:51.01 [2] (0:12.05)	0:38.96 [2] (0:12.54)	0:26.42 [2] (0:12.96)	0:13.46 [8] (0:13.46)
Average Speed [km/h]	50.5	67.0	62.4	59.9	57.2	55.4	53.5
Top Speed [km/h]	66.1	68.3	65.0	60.4	58.5	56.5	55.4
Avg. Dist. to Rail [m]	6.3	1.5	1.2	0.4	0.7	0.5	0.7
Avg. Stride Freq. [Hz]	2.4	2.5	2.3	2.3	2.2	2.2	2.1
Avg. Stride Length [m]	5.7	7.6	7.5	7.4	7.2	7.0	7.0



- [] Ranking at each section and finish
- .-.- No data available at this section
- NA No data available