



Mackay QLD Professional

Race 5: BECOME A MEMBER MTC BM55 Handicap - 1560m

19 March 2024 - 15:35



MACKAY TURF CLUB
Ooralea Racecourse

Track Rating: Good 4, Weather: Overcast, Rail Position: True

Section		Overall	1400m	1200m	1000m	800m	600m	400m	Last 600m					
Field Times		1:34.54 (0:11.22)	1:23.32 (0:11.71)	1:11.61 (0:11.84)	0:59.77 (0:12.14)	0:47.63 (0:11.96)	0:35.67 (0:11.95)	0:23.72 (0:11.67)	0:35.67					
Rank	TAB	Horse/Jockey	Barrier	Top Speed [km/h]	Fastest Section								Distance Travelled [m]	
1	6	ROY'S ROAD Les Tilley	6	64.0 400m	0:11.37 Overall	1:34.54 [1] (0:11.37)	1:23.17 [4] (0:11.87)	1:11.30 [5] (0:11.98)	0:59.32 [4] (0:12.04)	0:47.28 [4] (0:11.87)	0:35.41 [3] (0:11.92)	0:23.49 [3] (0:11.54)	0:35.41	
2	3	KNOWITALL JACK Ryan Wiggins	3	64.9 Overall	0:11.22 Overall	1:34.56 [2] (0:11.22)	1:23.34 [1] (0:11.76)	1:11.58 [2] (0:11.95)	0:59.63 [2] (0:12.03)	0:47.60 [2] (0:11.91)	0:35.69 [1] (0:12.00)	0:23.69 [2] (0:11.62)	0:35.69	+0
3	2	BATTLE SOUND Justin Huxtable	2	66.1 Overall	0:11.47 400m	1:34.85 [3] (0:11.51)	1:23.34 [6] (0:12.03)	1:11.31 [6] (0:11.96)	0:59.35 [6] (0:12.00)	0:47.35 [6] (0:11.95)	0:35.40 [6] (0:11.90)	0:23.50 [5] (0:11.47)	0:35.40	+0
4	5	I SAY BOOM Nikki Olzard	5	64.1 1400m	0:11.27 Overall	1:35.18 [4] (0:11.27)	1:23.91 [2] (0:11.66)	1:12.25 [1] (0:11.84)	1:00.41 [1] (0:12.14)	0:48.27 [1] (0:11.99)	0:36.28 [2] (0:11.92)	0:24.36 [1] (0:11.78)	0:36.28	-8
5	11	SHADOW PROJECT Scott Sheargold	11	62.7 400m	0:11.57 Overall	1:35.20 [5] (0:11.57)	1:23.63 [7] (0:12.14)	1:11.49 [7] (0:12.06)	0:59.43 [8] (0:12.04)	0:47.39 [8] (0:11.73)	0:35.66 [7] (0:11.87)	0:23.79 [7] (0:11.68)	0:35.66	-6
6	10	ORCA Adam Sewell	10	63.4 400m	0:11.46 Overall	1:35.30 [6] (0:11.46)	1:23.84 [5] (0:11.78)	1:12.06 [4] (0:11.84)	1:00.22 [3] (0:12.06)	0:48.16 [3] (0:12.00)	0:36.16 [4] (0:12.06)	0:24.10 [4] (0:11.72)	0:36.16	-5
7	12	MOHAHNA Nathan Thomas	12	62.1 400m	0:11.71 Overall	1:35.62 [7] (0:11.71)	1:23.91 [8] (0:12.04)	1:11.87 [8] (0:11.97)	0:59.90 [7] (0:11.99)	0:47.91 [7] (0:11.94)	0:35.97 [8] (0:11.71)	0:24.26 [6] (0:11.80)	0:35.97	-10
8	13	MARSHY Georgina Cartwright	13	64.0 400m	0:11.69 400m	1:35.68 [8] (0:11.84)	1:23.84 [9] (0:12.03)	1:11.81 [9] (0:12.12)	0:59.69 [9] (0:12.00)	0:47.69 [9] (0:11.85)	0:35.84 [9] (0:11.90)	0:23.94 [9] (0:11.69)	0:35.84	+6
9	9	HE'S THE ONE Adrian Layt	9	64.7 1400m	0:11.34 Overall	1:36.18 [9] (0:11.34)	1:24.84 [3] (0:11.85)	1:12.99 [3] (0:12.28)	1:00.71 [5] (0:12.03)	0:48.68 [5] (0:11.93)	0:36.75 [5] (0:12.21)	0:24.54 [8] (0:11.84)	0:36.75	+6
10	4	DENSITY Jason Taylor	4	62.1 1400m	0:11.84 800m	1:36.67 [10] (0:12.21)	1:24.46 [11] (0:12.00)	1:12.46 [11] (0:11.96)	1:00.50 [10] (0:12.04)	0:48.46 [10] (0:11.84)	0:36.62 [10] (0:11.84)	0:24.78 [10] (0:12.04)	0:36.62	-6

Scratched: Enterprise Phoenix (#8), Poet's Day (#1)

[] Ranking at each section and finish
 -:-:- No data available at this section
 NA No data available

SCN Saddle cloth number
 DNF Did not finish
 DNT Did not track



Mackay QLD Professional
Race 5: BECOME A MEMBER MTC BM55 Handicap - 1560m
19 March 2024 - 15:35



MACKAY TURF CLUB
 Ooralea Racecourse

Track Rating: Good 4, Weather: Overcast, Rail Position: True

Section	Overall	1400m	1200m	1000m	800m	600m	400m	Last 600m
Field Times	1:34.54 (0:11.22)	1:23.32 (0:11.71)	1:11.61 (0:11.84)	0:59.77 (0:12.14)	0:47.63 (0:11.96)	0:35.67 (0:11.95)	0:23.72 (0:11.67)	0:35.67

Rank	TAB	Horse/Jockey	Barrier	Top Speed [km/h]	Fastest Section								Distance Travelled [m]	
11	7	CAPITAL GIRL	7	63.0	0:11.78	1:36.72 [11]	1:24.66 [10]	1:12.56 [10]	1:00.46 [11]	0:48.33 [11]	0:36.55 [11]	0:24.58 [11]	0:36.55	+2
		Gabrielle Semmens		800m	800m	(0:12.06)	(0:12.10)	(0:12.10)	(0:12.13)	(0:11.78)	(0:11.97)	(0:11.99)		

Scratched: Enterprise Phoenix (#8), Poet's Day (#1)

[] Ranking at each section and finish
 -:-:- No data available at this section
 NA No data available

SCN Saddle cloth number
 DNF Did not finish
 DNT Did not track



Mackay QLD Professional

Race 5: BECOME A MEMBER MTC BM55 Handicap - 1560m



MACKAY TURF CLUB
Ooralea Racecourse

19 March 2024 - 15:35

Track Rating: Good 4, Weather: Overcast, Rail Position: True

Section				200m				Last 600m	
Field Times				0:12.05 (0:12.05)				0:35.67	
Rank	TAB	Horse/Jockey	Barrier	Top Speed [km/h]	Fastest Section	Margin			Distance Travelled [m]
1	6	ROY'S ROAD Les Tilley	6	64.0 400m	0:11.37 Overall	0:11.95 [2] (0:11.95)	1:34.54		0:35.41
2	3	KNOWITALL JACK Ryan Wiggins	3	64.9 Overall	0:11.22 Overall	0:12.07 [1] (0:12.07)	0.02L		0:35.69 +0
3	2	BATTLE SOUND Justin Huxtable	2	66.1 Overall	0:11.47 400m	0:12.03 [4] (0:12.03)	0.29L		0:35.40 +0
4	5	I SAY BOOM Nikki Olzard	5	64.1 1400m	0:11.27 Overall	0:12.58 [3] (0:12.58)	0.33L		0:36.28 -8
5	11	SHADOW PROJECT Scott Sheargold	11	62.7 400m	0:11.57 Overall	0:12.11 [6] (0:12.11)	0.02L		0:35.66 -6
6	10	ORCA Adam Sewell	10	63.4 400m	0:11.46 Overall	0:12.38 [5] (0:12.38)	0.1L		0:36.16 -5
7	12	MOHAHNA Nathan Thomas	12	62.1 400m	0:11.71 Overall	0:12.46 [7] (0:12.46)	0.32L		0:35.97 -10
8	13	MARSHY Georgina Cartwright	13	64.0 400m	0:11.69 400m	0:12.25 [8] (0:12.25)	0.06L		0:35.84 +6
9	9	HE'S THE ONE Adrian Layt	9	64.7 1400m	0:11.34 Overall	0:12.70 [9] (0:12.70)	0.5L		0:36.75 +6
10	4	DENSITY Jason Taylor	4	62.1 1400m	0:11.84 800m	0:12.74 [10] (0:12.74)	0.49L		0:36.62 -6

Scratched: Enterprise Phoenix (#8), Poet's Day (#1)

Report Created: Tue 19 March 2024 15:53 GMT+10 (Note: Timing is based on position data)

Page 3/15

[] Ranking at each section and finish
 -:-:- No data available at this section
 NA No data available

SCN Saddle cloth number
 DNF Did not finish
 DNT Did not track

data processed by TRIPLESDATA



Mackay QLD Professional
Race 5: BECOME A MEMBER MTC BM55 Handicap - 1560m
19 March 2024 - 15:35



MACKAY TURF CLUB
 Ooralea Racecourse

Track Rating: Good 4, Weather: Overcast, Rail Position: True

Section		200m		Last 600m		
Field Times		0:12.05 (0:12.05)		0:35.67		
Rank	TAB Horse/Jockey	Barrier	Top Speed [km/h]	Fastest Section	Margin	Distance Travelled [m]
11	7 CAPITAL GIRL	7	63.0	0:11.78	0:12.59 [11]	0.05L
	Gabrielle Semmens		800m	800m	(0:12.59)	0:36.55 +2

Scratched: Enterprise Phoenix (#8), Poet's Day (#1)

[] Ranking at each section and finish
 -:-:- No data available at this section
 NA No data available

SCN Saddle cloth number
 DNF Did not finish
 DNT Did not track



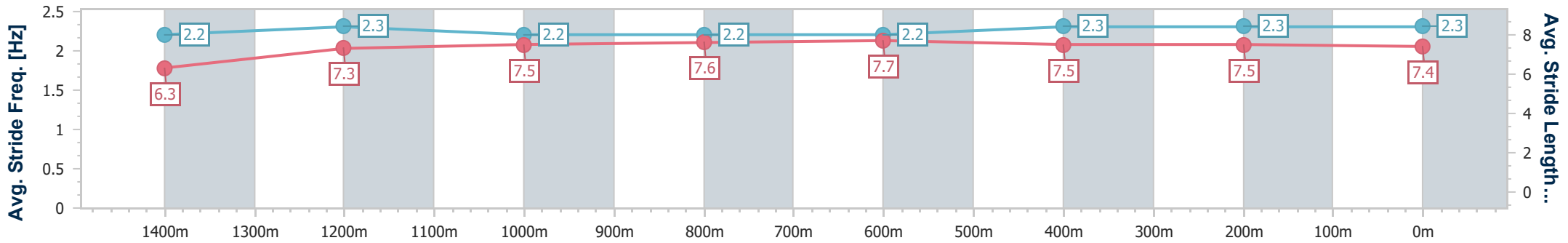
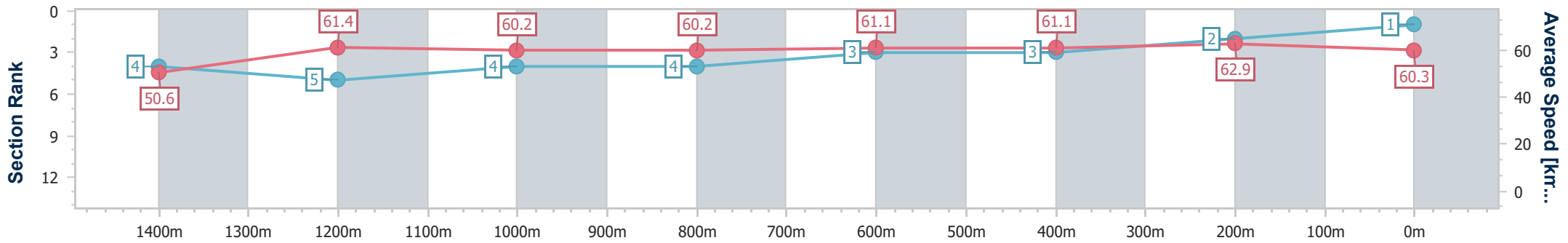
Horse/Jockey Name	Roy's Road
Final Rank	1
Fastest Section Time (Section)	0:11.37 (Overall)
Top Speed [km/h] (Section)	64.0 (400m)
Race State	Finished



Mackay QLD Professional
 Race 5: BECOME A MEMBER MTC BM55 Handicap - 1560m
 19 March 2024 - 15:35
 Track Rating: Good 4, Weather: Overcast, Rail Position: True



Section	Overall	1400m	1200m	1000m	800m	600m	400m	200m
Section Times	1:34.54 [1] (0:11.37)	1:23.17 [4] (0:11.87)	1:11.30 [5] (0:11.98)	0:59.32 [4] (0:12.04)	0:47.28 [4] (0:11.87)	0:35.41 [3] (0:11.92)	0:23.49 [3] (0:11.54)	0:11.95 [2] (0:11.95)
Average Speed [km/h]	50.6	61.4	60.2	60.2	61.1	61.1	62.9	60.3
Top Speed [km/h]	62.4	62.4	60.9	60.8	61.5	62.5	64.0	62.9
Avg. Dist. to Rail [m]	5.0	2.2	1.6	1.9	1.6	1.7	4.2	5.0
Avg. Stride Freq. [Hz]	2.2	2.3	2.2	2.2	2.2	2.3	2.3	2.3
Avg. Stride Length [m]	6.3	7.3	7.5	7.6	7.7	7.5	7.5	7.4



- [] Ranking at each section and finish
- .-.- No data available at this section
- NA No data available



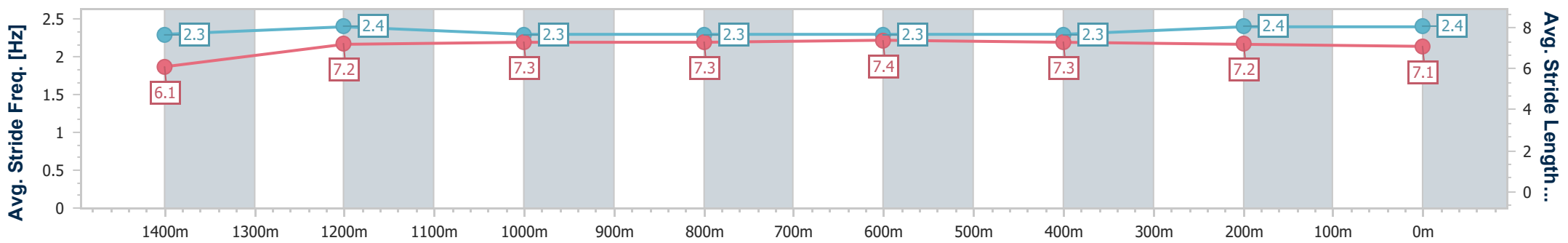
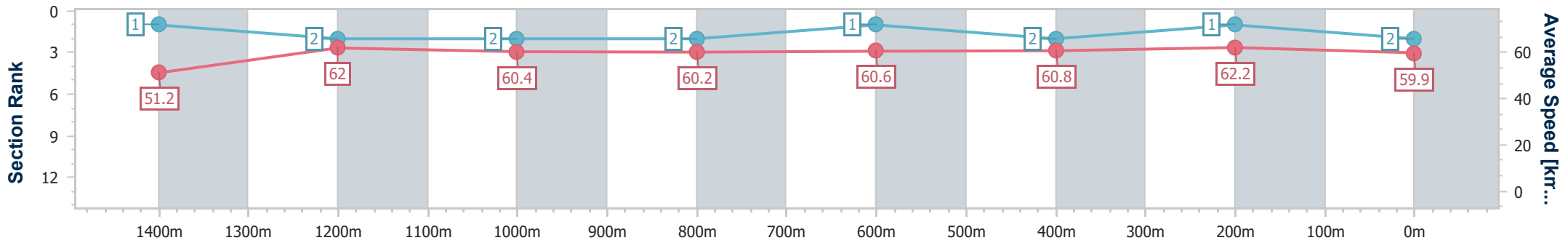
Horse/Jockey Name	Knowitall Jack
Final Rank	2
Fastest Section Time (Section)	0:11.22 (Overall)
Top Speed [km/h] (Section)	64.9 (Overall)
Race State	Finished



Mackay QLD Professional
 Race 5: BECOME A MEMBER MTC BM55 Handicap - 1560m
 19 March 2024 - 15:35
 Track Rating: Good 4, Weather: Overcast, Rail Position: True



Section	Overall	1400m	1200m	1000m	800m	600m	400m	200m
Section Times	1:34.56 [2] (0:11.22)	1:23.34 [1] (0:11.76)	1:11.58 [2] (0:11.95)	0:59.63 [2] (0:12.03)	0:47.60 [2] (0:11.91)	0:35.69 [1] (0:12.00)	0:23.69 [2] (0:11.62)	0:12.07 [1] (0:12.07)
Average Speed [km/h]	51.2	62.0	60.4	60.2	60.6	60.8	62.2	59.9
Top Speed [km/h]	64.9	64.3	60.8	60.7	61.1	62.1	63.1	62.8
Avg. Dist. to Rail [m]	7.8	2.6	1.4	1.5	1.6	1.8	3.6	5.1
Avg. Stride Freq. [Hz]	2.3	2.4	2.3	2.3	2.3	2.3	2.4	2.4
Avg. Stride Length [m]	6.1	7.2	7.3	7.3	7.4	7.3	7.2	7.1



- [] Ranking at each section and finish
- .-.- No data available at this section
- NA No data available



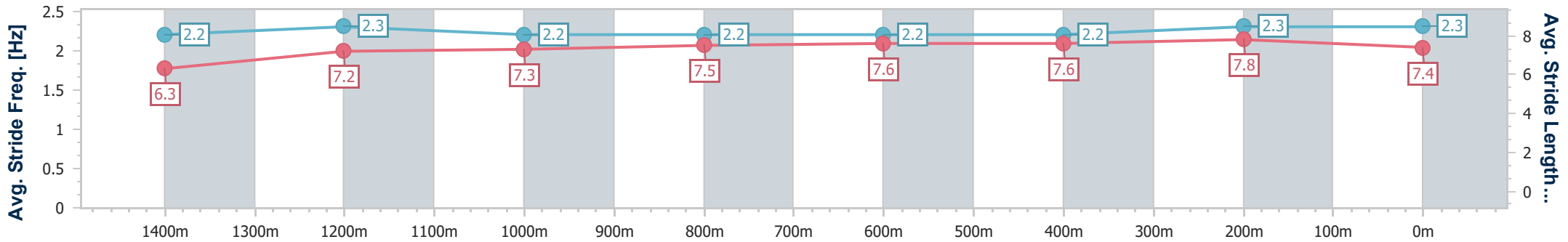
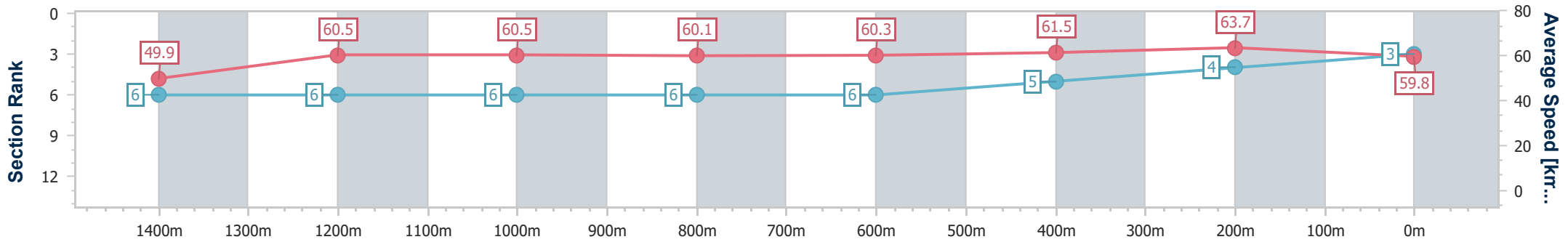
Horse/Jockey Name	Battle Sound
Final Rank	3
Fastest Section Time (Section)	0:11.47 (400m)
Top Speed [km/h] (Section)	66.1 (Overall)
Race State	Finished



Mackay QLD Professional
 Race 5: BECOME A MEMBER MTC BM55 Handicap - 1560m
 19 March 2024 - 15:35
 Track Rating: Good 4, Weather: Overcast, Rail Position: True



Section	Overall	1400m	1200m	1000m	800m	600m	400m	200m
Section Times	1:34.85 [3] (0:11.51)	1:23.34 [6] (0:12.03)	1:11.31 [6] (0:11.96)	0:59.35 [6] (0:12.00)	0:47.35 [6] (0:11.95)	0:35.40 [6] (0:11.90)	0:23.50 [5] (0:11.47)	0:12.03 [4] (0:12.03)
Average Speed [km/h]	49.9	60.5	60.5	60.1	60.3	61.5	63.7	59.8
Top Speed [km/h]	66.1	61.2	61.1	60.8	61.2	63.2	64.3	63.2
Avg. Dist. to Rail [m]	2.3	1.9	1.5	1.0	1.1	2.1	6.3	8.1
Avg. Stride Freq. [Hz]	2.2	2.3	2.2	2.2	2.2	2.2	2.3	2.3
Avg. Stride Length [m]	6.3	7.2	7.3	7.5	7.6	7.6	7.8	7.4



- [] Ranking at each section and finish
- .-.- No data available at this section
- NA No data available



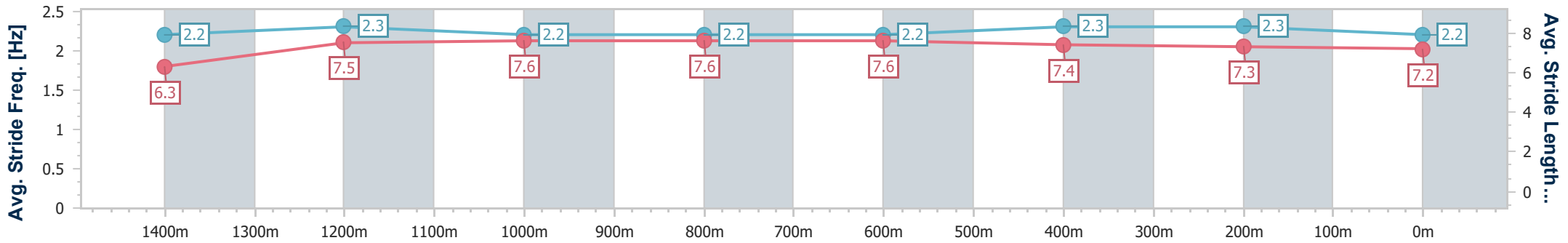
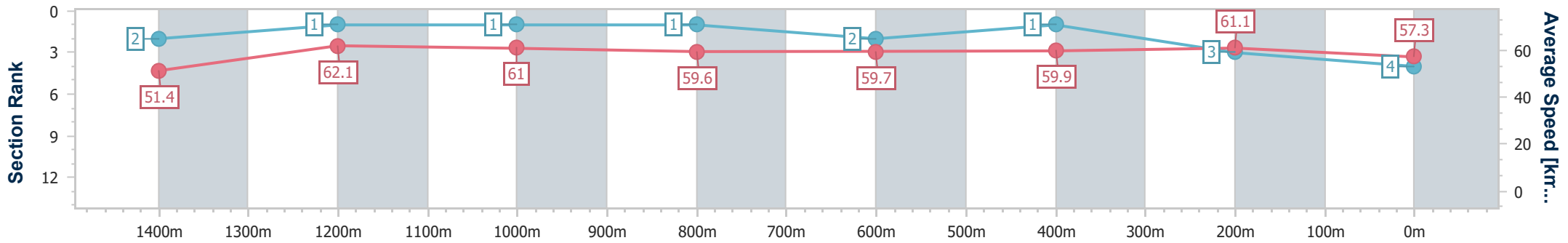
Horse/Jockey Name	I Say Boom
Final Rank	4
Fastest Section Time (Section)	0:11.27 (Overall)
Top Speed [km/h] (Section)	64.1 (1400m)
Race State	Finished



Mackay QLD Professional
 Race 5: BECOME A MEMBER MTC BM55 Handicap - 1560m
 19 March 2024 - 15:35
 Track Rating: Good 4, Weather: Overcast, Rail Position: True



Section	Overall	1400m	1200m	1000m	800m	600m	400m	200m
Section Times	1:35.18 [4] (0:11.27)	1:23.91 [2] (0:11.66)	1:12.25 [1] (0:11.84)	1:00.41 [1] (0:12.14)	0:48.27 [1] (0:11.99)	0:36.28 [2] (0:11.92)	0:24.36 [1] (0:11.78)	0:12.58 [3] (0:12.58)
Average Speed [km/h]	51.4	62.1	61.0	59.6	59.7	59.9	61.1	57.3
Top Speed [km/h]	64.1	64.1	62.5	60.4	60.8	61.4	62.5	61.3
Avg. Dist. to Rail [m]	3.6	1.3	1.7	1.4	0.5	1.2	0.6	1.8
Avg. Stride Freq. [Hz]	2.2	2.3	2.2	2.2	2.2	2.3	2.3	2.2
Avg. Stride Length [m]	6.3	7.5	7.6	7.6	7.6	7.4	7.3	7.2



- [] Ranking at each section and finish
- .-.- No data available at this section
- NA No data available



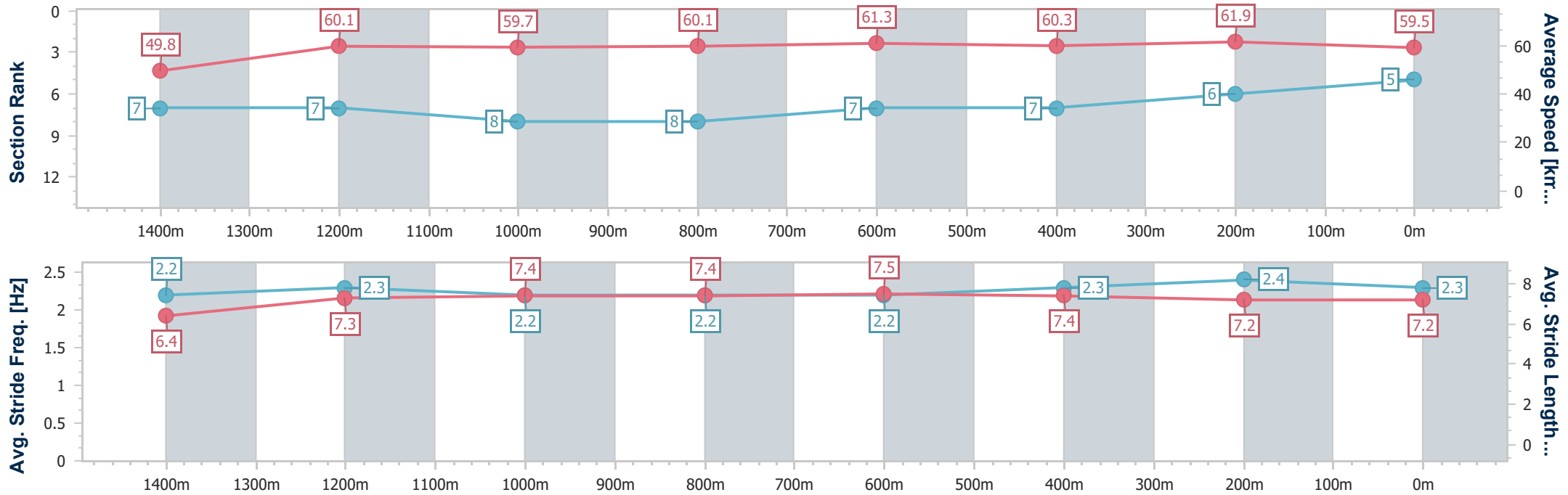
Horse/Jockey Name	Shadow Project
Final Rank	5
Fastest Section Time (Section)	0:11.57 (Overall)
Top Speed [km/h] (Section)	62.7 (400m)
Race State	Finished



Mackay QLD Professional
 Race 5: BECOME A MEMBER MTC BM55 Handicap - 1560m
 19 March 2024 - 15:35
 Track Rating: Good 4, Weather: Overcast, Rail Position: True



Section	Overall	1400m	1200m	1000m	800m	600m	400m	200m
Section Times	1:35.20 [5] (0:11.57)	1:23.63 [7] (0:12.14)	1:11.49 [7] (0:12.06)	0:59.43 [8] (0:12.04)	0:47.39 [8] (0:11.73)	0:35.66 [7] (0:11.87)	0:23.79 [7] (0:11.68)	0:12.11 [6]
Average Speed [km/h]	49.8	60.1	59.7	60.1	61.3	60.3	61.9	59.5
Top Speed [km/h]	59.6	60.8	60.8	61.7	62.7	61.4	62.7	62.6
Avg. Dist. to Rail [m]	6.4	2.1	1.5	1.2	0.7	0.8	2.9	5.1
Avg. Stride Freq. [Hz]	2.2	2.3	2.2	2.2	2.2	2.3	2.4	2.3
Avg. Stride Length [m]	6.4	7.3	7.4	7.4	7.5	7.4	7.2	7.2



- [] Ranking at each section and finish
- .-.- No data available at this section
- NA No data available



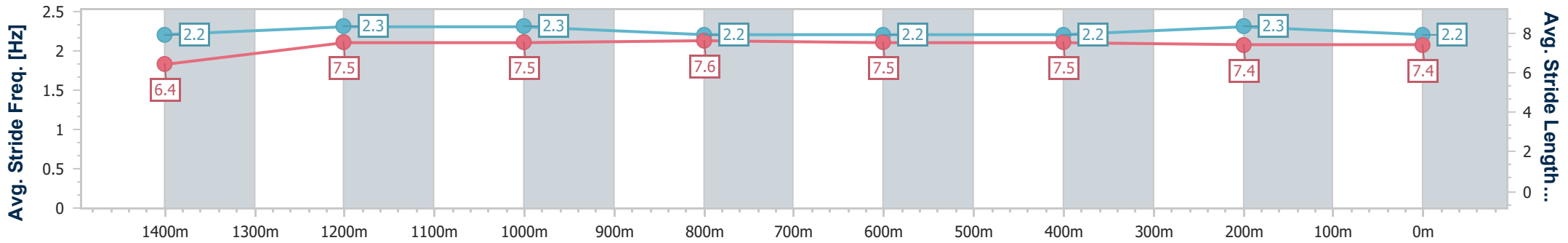
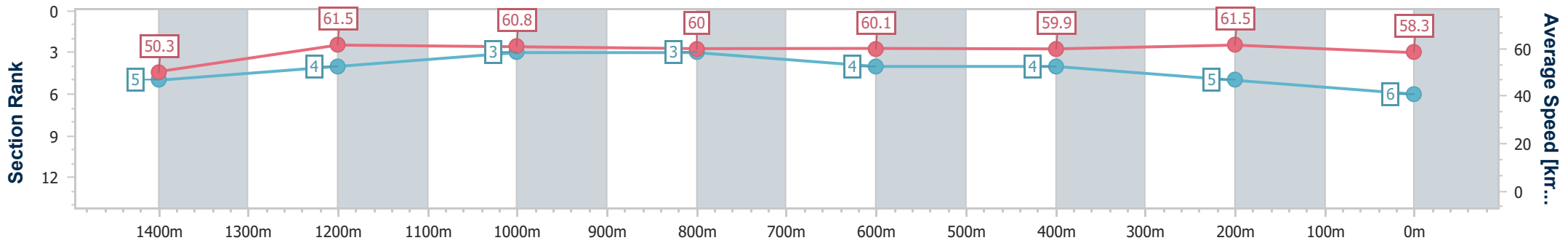
Horse/Jockey Name	Orca
Final Rank	6
Fastest Section Time (Section)	0:11.46 (Overall)
Top Speed [km/h] (Section)	63.4 (400m)
Race State	Finished



Mackay QLD Professional
 Race 5: BECOME A MEMBER MTC BM55 Handicap - 1560m
 19 March 2024 - 15:35
 Track Rating: Good 4, Weather: Overcast, Rail Position: True



Section	Overall	1400m	1200m	1000m	800m	600m	400m	200m
Section Times	1:35.30 [6] (0:11.46)	1:23.84 [5] (0:11.78)	1:12.06 [4] (0:11.84)	1:00.22 [3] (0:12.06)	0:48.16 [3] (0:12.00)	0:36.16 [4] (0:12.06)	0:24.10 [4] (0:11.72)	0:12.38 [5] (0:12.38)
Average Speed [km/h]	50.3	61.5	60.8	60.0	60.1	59.9	61.5	58.3
Top Speed [km/h]	60.6	62.0	62.0	60.2	60.6	60.8	63.4	60.8
Avg. Dist. to Rail [m]	1.8	0.9	0.4	0.3	0.8	0.7	1.5	2.6
Avg. Stride Freq. [Hz]	2.2	2.3	2.3	2.2	2.2	2.2	2.3	2.2
Avg. Stride Length [m]	6.4	7.5	7.5	7.6	7.5	7.5	7.4	7.4



- [] Ranking at each section and finish
- .-.- No data available at this section
- NA No data available



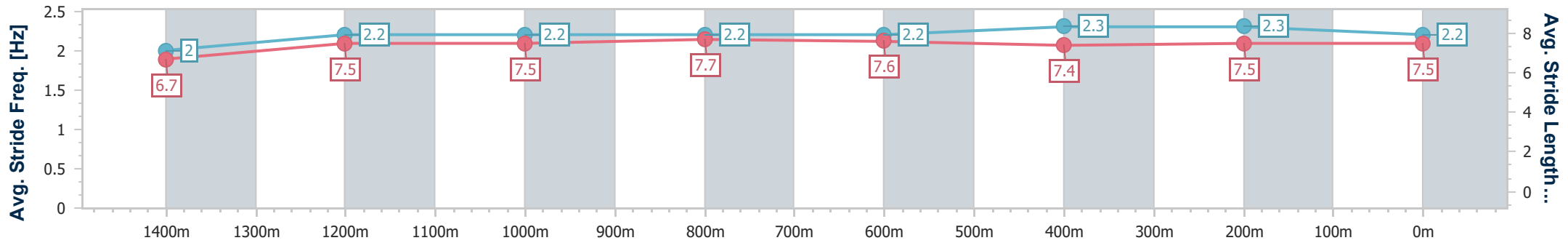
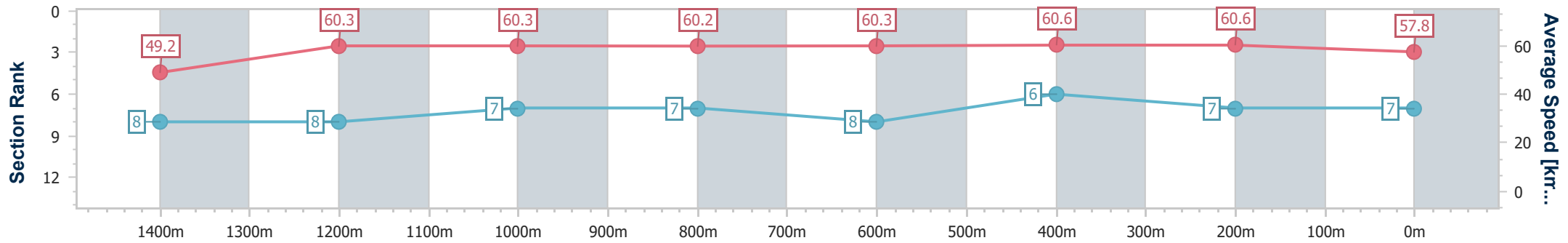
Horse/Jockey Name	Mohahna
Final Rank	7
Fastest Section Time (Section)	0:11.71 (Overall)
Top Speed [km/h] (Section)	62.1 (400m)
Race State	Finished



Mackay QLD Professional
 Race 5: BECOME A MEMBER MTC BM55 Handicap - 1560m
 19 March 2024 - 15:35
 Track Rating: Good 4, Weather: Overcast, Rail Position: True



Section	Overall	1400m	1200m	1000m	800m	600m	400m	200m
Section Times	1:35.62 [7] (0:11.71)	1:23.91 [8] (0:12.04)	1:11.87 [8] (0:11.97)	0:59.90 [7] (0:11.99)	0:47.91 [7] (0:11.94)	0:35.97 [8] (0:11.71)	0:24.26 [6] (0:11.80)	0:12.46 [7] (0:12.46)
Average Speed [km/h]	49.2	60.3	60.3	60.2	60.3	60.6	60.6	57.8
Top Speed [km/h]	60.4	61.0	61.1	60.8	61.3	61.1	62.1	61.2
Avg. Dist. to Rail [m]	5.7	2.0	1.3	1.0	1.1	2.2	1.3	2.5
Avg. Stride Freq. [Hz]	2.0	2.2	2.2	2.2	2.2	2.3	2.3	2.2
Avg. Stride Length [m]	6.7	7.5	7.5	7.7	7.6	7.4	7.5	7.5



- [] Ranking at each section and finish
- .-.- No data available at this section
- NA No data available



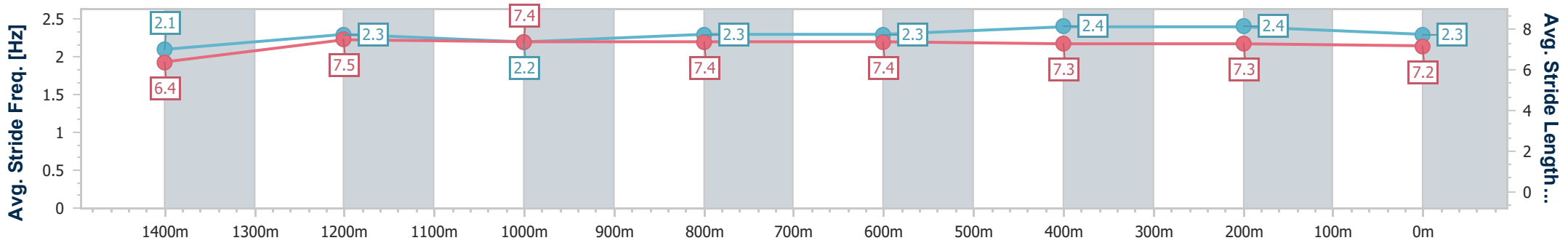
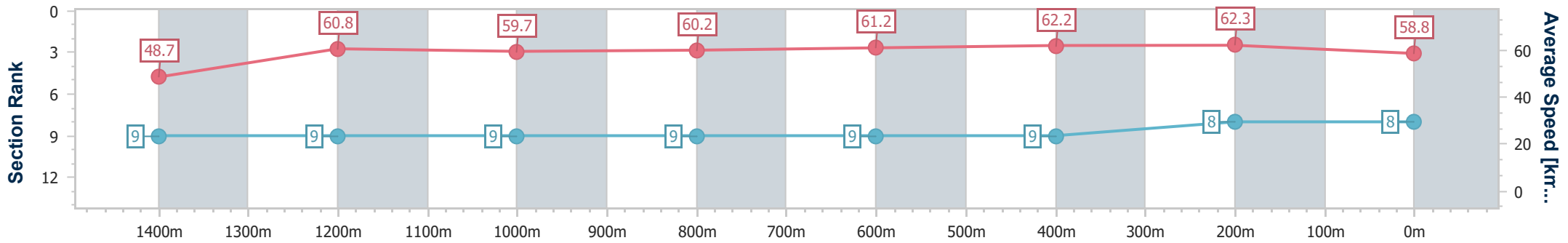
Horse/Jockey Name	Marshy
Final Rank	8
Fastest Section Time (Section)	0:11.69 (400m)
Top Speed [km/h] (Section)	64.0 (400m)
Race State	Finished



Mackay QLD Professional
 Race 5: BECOME A MEMBER MTC BM55 Handicap - 1560m
 19 March 2024 - 15:35
 Track Rating: Good 4, Weather: Overcast, Rail Position: True



Section	Overall	1400m	1200m	1000m	800m	600m	400m	200m
Section Times	1:35.68 [8] (0:11.84)	1:23.84 [9] (0:12.03)	1:11.81 [9] (0:12.12)	0:59.69 [9] (0:12.00)	0:47.69 [9] (0:11.85)	0:35.84 [9] (0:11.90)	0:23.94 [9] (0:11.69)	0:12.25 [8] (0:12.25)
Average Speed [km/h]	48.7	60.8	59.7	60.2	61.2	62.2	62.3	58.8
Top Speed [km/h]	61.7	61.4	60.9	61.7	62.0	64.0	64.0	61.6
Avg. Dist. to Rail [m]	6.5	2.8	2.2	1.6	2.5	3.6	4.9	5.0
Avg. Stride Freq. [Hz]	2.1	2.3	2.2	2.3	2.3	2.4	2.4	2.3
Avg. Stride Length [m]	6.4	7.5	7.4	7.4	7.4	7.3	7.3	7.2



- [] Ranking at each section and finish
- .-.- No data available at this section
- NA No data available



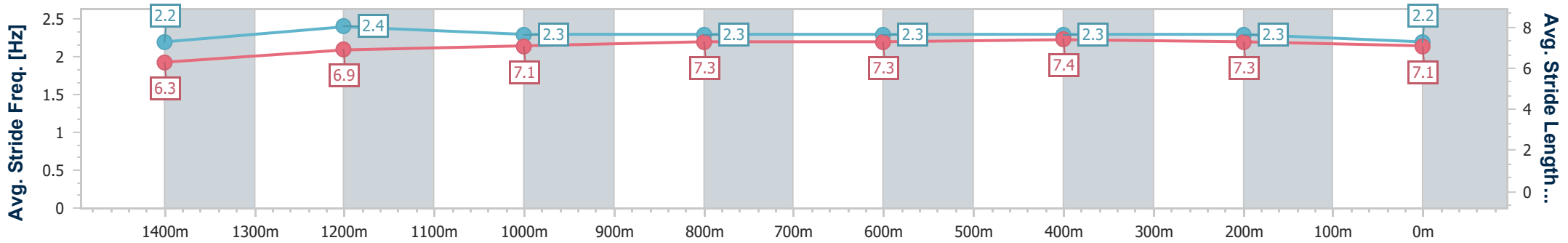
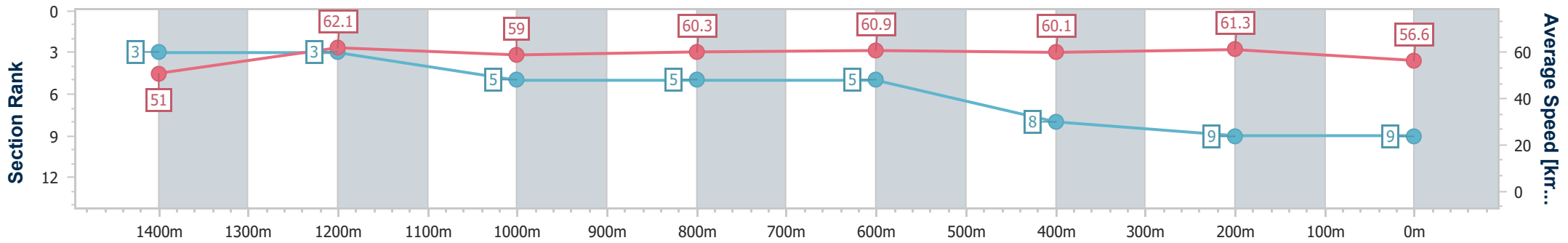
Horse/Jockey Name	He's The One
Final Rank	9
Fastest Section Time (Section)	0:11.34 (Overall)
Top Speed [km/h] (Section)	64.7 (1400m)
Race State	Finished



Mackay QLD Professional
 Race 5: BECOME A MEMBER MTC BM55 Handicap - 1560m
 19 March 2024 - 15:35
 Track Rating: Good 4, Weather: Overcast, Rail Position: True



Section	Overall	1400m	1200m	1000m	800m	600m	400m	200m
Section Times	1:36.18 [9] (0:11.34)	1:24.84 [3] (0:11.85)	1:12.99 [3] (0:12.28)	1:00.71 [5] (0:12.03)	0:48.68 [5] (0:11.93)	0:36.75 [5] (0:12.21)	0:24.54 [8] (0:11.84)	0:12.70 [9] (0:12.70)
Average Speed [km/h]	51.0	62.1	59.0	60.3	60.9	60.1	61.3	56.6
Top Speed [km/h]	63.8	64.7	60.2	61.0	61.4	61.1	62.1	61.3
Avg. Dist. to Rail [m]	9.2	4.4	3.4	2.5	2.4	2.6	3.9	4.0
Avg. Stride Freq. [Hz]	2.2	2.4	2.3	2.3	2.3	2.3	2.3	2.2
Avg. Stride Length [m]	6.3	6.9	7.1	7.3	7.3	7.4	7.3	7.1



- [] Ranking at each section and finish
- .-.- No data available at this section
- NA No data available



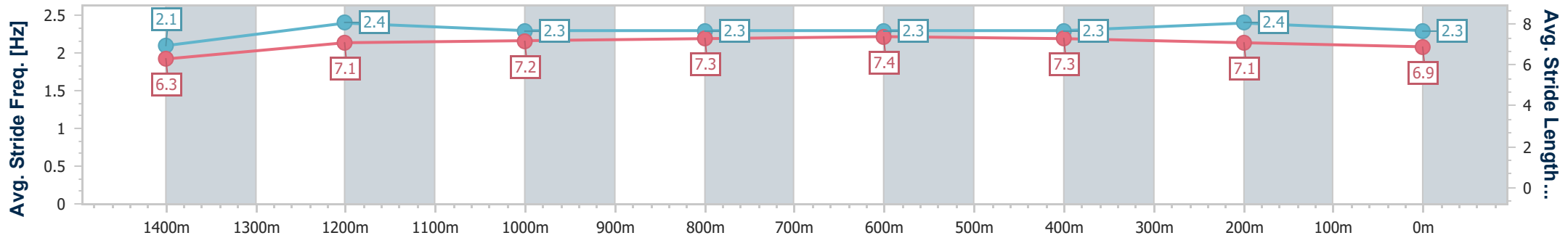
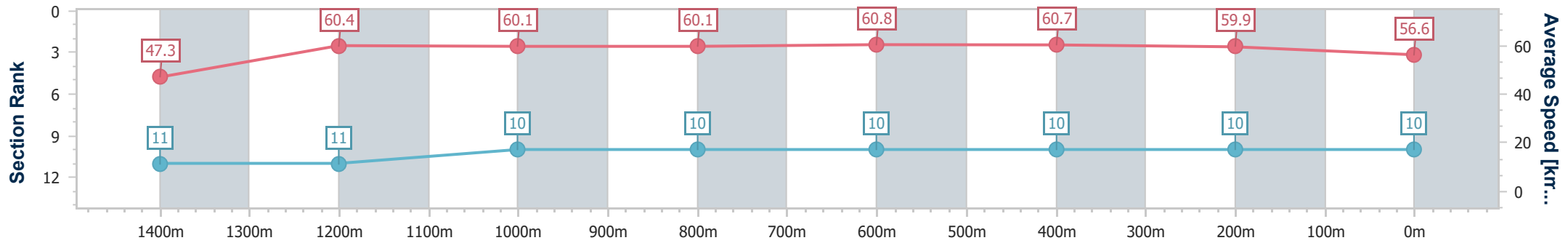
Horse/Jockey Name	Density
Final Rank	10
Fastest Section Time (Section)	0:11.84 (800m)
Top Speed [km/h] (Section)	62.1 (1400m)
Race State	Finished



Mackay QLD Professional
 Race 5: BECOME A MEMBER MTC BM55 Handicap - 1560m
 19 March 2024 - 15:35
 Track Rating: Good 4, Weather: Overcast, Rail Position: True



Section	Overall	1400m	1200m	1000m	800m	600m	400m	200m
Section Times	1:36.67 [10] (0:12.21)	1:24.46 [11] (0:12.00)	1:12.46 [11] (0:11.96)	1:00.50 [10] (0:12.04)	0:48.46 [10] (0:11.84)	0:36.62 [10] (0:11.84)	0:24.78 [10] (0:12.04)	0:12.74 [10] (0:12.74)
Average Speed [km/h]	47.3	60.4	60.1	60.1	60.8	60.7	59.9	56.6
Top Speed [km/h]	60.5	62.1	60.7	60.8	62.0	61.9	61.4	60.6
Avg. Dist. to Rail [m]	5.4	1.1	1.0	0.5	0.4	1.0	3.1	2.9
Avg. Stride Freq. [Hz]	2.1	2.4	2.3	2.3	2.3	2.3	2.4	2.3
Avg. Stride Length [m]	6.3	7.1	7.2	7.3	7.4	7.3	7.1	6.9



- [] Ranking at each section and finish
- .-.- No data available at this section
- NA No data available



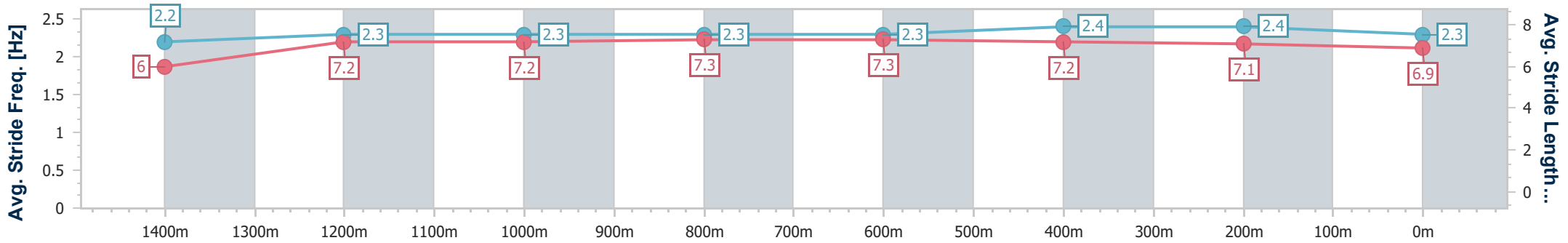
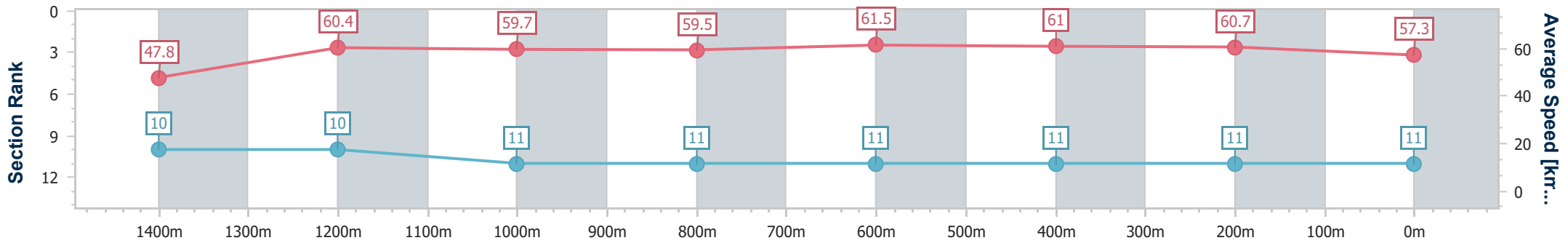
Horse/Jockey Name	Capital Girl
Final Rank	11
Fastest Section Time (Section)	0:11.78 (800m)
Top Speed [km/h] (Section)	63.0 (800m)
Race State	Finished



Mackay QLD Professional
 Race 5: BECOME A MEMBER MTC BM55 Handicap - 1560m
 19 March 2024 - 15:35
 Track Rating: Good 4, Weather: Overcast, Rail Position: True



Section	Overall	1400m	1200m	1000m	800m	600m	400m	200m
Section Times	1:36.72 [11] (0:12.06)	1:24.66 [10] (0:12.10)	1:12.56 [10] (0:12.10)	1:00.46 [11] (0:12.13)	0:48.33 [11] (0:11.78)	0:36.55 [11] (0:11.97)	0:24.58 [11] (0:11.99)	0:12.59 [11] (0:12.59)
Average Speed [km/h]	47.8	60.4	59.7	59.5	61.5	61.0	60.7	57.3
Top Speed [km/h]	60.9	61.7	60.5	61.0	63.0	61.7	61.3	59.9
Avg. Dist. to Rail [m]	9.2	2.8	2.1	1.4	1.3	2.1	4.5	5.5
Avg. Stride Freq. [Hz]	2.2	2.3	2.3	2.3	2.3	2.4	2.4	2.3
Avg. Stride Length [m]	6.0	7.2	7.2	7.3	7.3	7.2	7.1	6.9



- [] Ranking at each section and finish
- .-.- No data available at this section
- NA No data available