



Mackay QLD Professional

Race 1: BOOK FUNCTIONS IN EVENT CENTRE QTIS Two-Years-Old Maiden Handicap - 1100m

19 March 2024 - 13:12



MACKAY TURF CLUB
Ooralea Racecourse

Track Rating: Good 4, Weather: Overcast, Rail Position: True

Section													Last 600m					
Field Times		Overall	1000m	800m	600m	400m	200m						0:35.66					
		1:05.39 (0:07.58)	0:57.81 (0:11.01)	0:46.80 (0:11.14)	0:35.66 (0:11.91)	0:23.75 (0:11.79)	0:11.96 (0:11.96)											
Rank	TAB	Horse/Jockey	Barrier	Top Speed [km/h]	Fastest Section												Margin	Distance Travelled [m]
1	1	CARACRISTI Justin Huxtable	1	69.1	0:08.09	1:05.39 [1] (0:08.09)	0:57.30 [6] (0:10.83)	0:46.47 [3] (0:11.07)	0:35.40 [2] (0:11.88)	0:23.52 [2] (0:11.56)	0:11.96 [1] (0:11.96)	1:05.39	0:35.40					
2	5	FIREBREAK Adam Sewell	5	66.9	0:07.58	1:05.72 [2] (0:07.58)	0:58.14 [1] (0:11.01)	0:47.13 [1] (0:11.14)	0:35.99 [1] (0:11.91)	0:24.08 [1] (0:11.81)	0:12.27 [2] (0:12.27)	0.33L	0:35.99	+0				
3	4	CLUCK Ryan Wiggins	4	67.8	0:08.04	1:05.81 [3] (0:08.04)	0:57.77 [4] (0:10.90)	0:46.87 [4] (0:11.30)	0:35.57 [4] (0:11.91)	0:23.66 [5] (0:11.59)	0:12.07 [4] (0:12.07)	0.09L	0:35.57	+3				
4	6	MISHANI BURN Adrian Layt	6	66.6	0:08.23	1:06.04 [4] (0:08.23)	0:57.81 [8] (0:11.16)	0:46.65 [8] (0:11.30)	0:35.35 [8] (0:11.72)	0:23.63 [8] (0:11.65)	0:11.98 [7] (0:11.98)	0.23L	0:35.35	-1				
5	3	BOOGIE FEVER Justin Stanley	3	68.7	0:08.03	1:06.08 [5] (0:08.03)	0:58.05 [3] (0:10.93)	0:47.12 [5] (0:11.29)	0:35.83 [5] (0:11.81)	0:24.02 [4] (0:11.74)	0:12.28 [5] (0:12.28)	0.04L	0:35.83	+5				
6	11	MISHANI AMORE Jason Taylor	11	66.8	0:08.07	1:06.16 [6] (0:08.07)	0:58.09 [5] (0:11.15)	0:46.94 [7] (0:11.30)	0:35.64 [7] (0:11.74)	0:23.90 [7] (0:11.81)	0:12.09 [8] (0:12.09)	0.08L	0:35.64	+2				
7	10	SEWN UP Gabrielle Semmens	10	66.4	0:07.95	1:06.17 [7] (0:07.95)	0:58.22 [2] (0:10.96)	0:47.26 [2] (0:11.17)	0:36.09 [3] (0:11.85)	0:24.24 [3] (0:11.79)	0:12.45 [3] (0:12.45)	0.01L	0:36.09	-5				
8	2	MISHANI I AM Les Tilley	2	67.0	0:08.22	1:06.23 [8] (0:08.22)	0:58.01 [7] (0:10.88)	0:47.13 [6] (0:11.27)	0:35.86 [6] (0:11.86)	0:24.00 [6] (0:11.75)	0:12.25 [6] (0:12.25)	0.06L	0:35.86	-1				
9	7	MISHANI WOLF Nathan Thomas	7	65.6	0:08.65	1:07.28 [9] (0:08.65)	0:58.63 [9] (0:11.46)	0:47.17 [10] (0:11.22)	0:35.95 [10] (0:11.85)	0:24.10 [10] (0:11.90)	0:12.20 [10] (0:12.20)	1.05L	0:35.95	+3				
10	8	NOVEMBER FOAL Georgina Cartwright	8	69.4	0:08.74	1:07.34 [10] (0:08.74)	0:58.60 [10] (0:10.72)	0:47.88 [9] (0:11.32)	0:36.56 [9] (0:11.93)	0:24.63 [9] (0:12.01)	0:12.62 [9] (0:12.62)	0.06L	0:36.56	+5				

[] Ranking at each section and finish
 -:-:- No data available at this section
 NA No data available

SCN Saddle cloth number
 DNF Did not finish
 DNT Did not track



Mackay QLD Professional
Race 1: BOOK FUNCTIONS IN EVENT CENTRE QTIS Two-Years-Old
Maiden Handicap - 1100m
19 March 2024 - 13:12



MACKAY TURF CLUB
 Ooralea Racecourse

Track Rating: Good 4, Weather: Overcast, Rail Position: True

Section	Overall	1000m	800m	600m	400m	200m	Last 600m
Field Times	1:05.39 (0:07.58)	0:57.81 (0:11.01)	0:46.80 (0:11.14)	0:35.66 (0:11.91)	0:23.75 (0:11.79)	0:11.96 (0:11.96)	0:35.66

Rank	TAB	Horse/Jockey	Barrier	Top Speed [km/h]	Fastest Section	Margin	Distance Travelled [m]							
11	9	MISHANI UNLAWFUL Nikki Olzard	9	66.4 1000m	0:08.79 Overall	1:08.51 [11] (0:08.79)	0:59.72 [11] (0:11.33)	0:48.39 [11] (0:11.36)	0:37.03 [11] (0:11.96)	0:25.07 [11] (0:12.17)	0:12.90 [11] (0:12.90)	1.17L	0:37.03	-1

[] Ranking at each section and finish
 -:-:- No data available at this section
 NA No data available

SCN Saddle cloth number
 DNF Did not finish
 DNT Did not track



Horse/Jockey Name	Caracristi
Final Rank	1
Fastest Section Time (Section)	0:08.09 (Overall)
Top Speed [km/h] (Section)	69.1 (1000m)
Race State	Finished



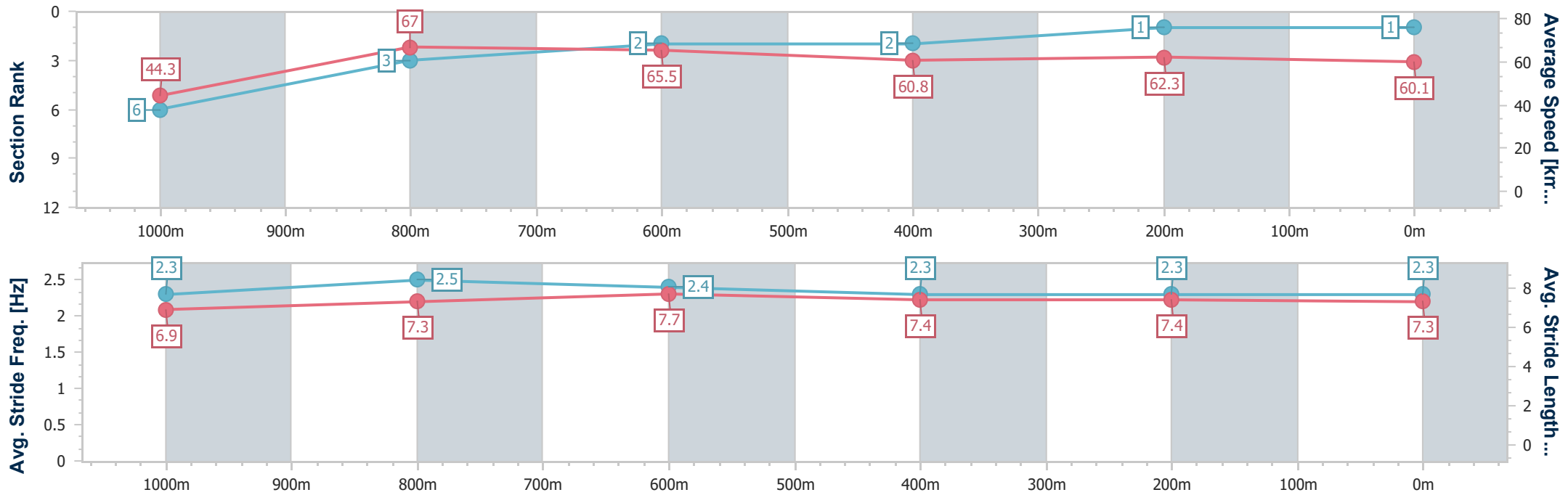
Mackay QLD Professional
Race 1: BOOK FUNCTIONS IN EVENT CENTRE QTIS Two-Years
-Old Maiden Handicap - 1100m



19 March 2024 - 13:12

Track Rating: Good 4, Weather: Overcast, Rail Position: True

Section	Overall	1000m	800m	600m	400m	200m
Section Times	1:05.39 [1] (0:08.09)	0:57.30 [6] (0:10.83)	0:46.47 [3] (0:11.07)	0:35.40 [2] (0:11.88)	0:23.52 [2] (0:11.56)	0:11.96 [1] (0:11.96)
Average Speed [km/h]	44.3	67.0	65.5	60.8	62.3	60.1
Top Speed [km/h]	63.6	69.1	67.0	63.1	63.5	62.8
Avg. Dist. to Rail [m]	5.7	3.1	1.8	0.4	1.5	1.9
Avg. Stride Freq. [Hz]	2.3	2.5	2.4	2.3	2.3	2.3
Avg. Stride Length [m]	6.9	7.3	7.7	7.4	7.4	7.3



- [] Ranking at each section and finish
- .-.- No data available at this section
- NA No data available



Horse/Jockey Name	Firebreak
Final Rank	2
Fastest Section Time (Section)	0:07.58 (Overall)
Top Speed [km/h] (Section)	66.9 (1000m)
Race State	Finished



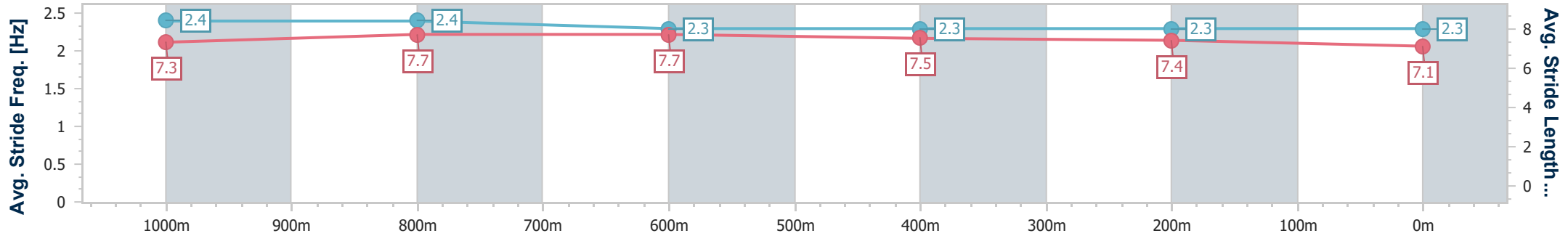
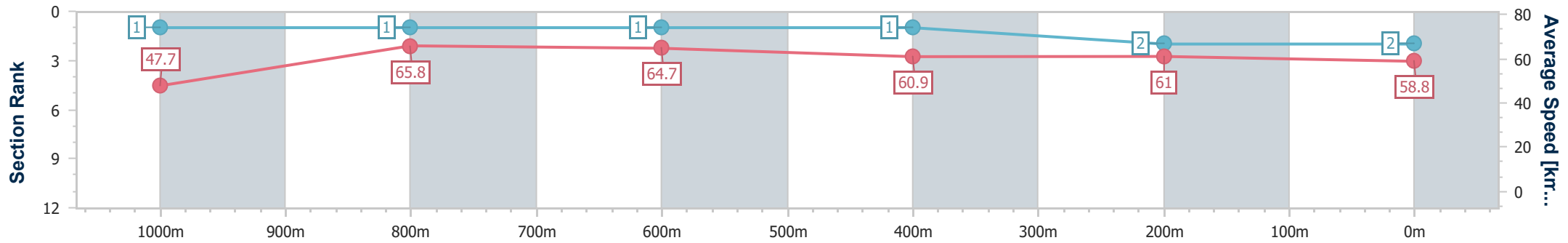
Mackay QLD Professional
Race 1: BOOK FUNCTIONS IN EVENT CENTRE QTIS Two-Years
-Old Maiden Handicap - 1100m



19 March 2024 - 13:12

Track Rating: Good 4, Weather: Overcast, Rail Position: True

Section	Overall	1000m	800m	600m	400m	200m
Section Times	1:05.72 [2] (0:07.58)	0:58.14 [1] (0:11.01)	0:47.13 [1] (0:11.14)	0:35.99 [1] (0:11.91)	0:24.08 [1] (0:11.81)	0:12.27 [2] (0:12.27)
Average Speed [km/h]	47.7	65.8	64.7	60.9	61.0	58.8
Top Speed [km/h]	64.5	66.9	66.3	62.0	62.2	62.1
Avg. Dist. to Rail [m]	2.6	1.2	0.9	1.1	1.3	1.3
Avg. Stride Freq. [Hz]	2.4	2.4	2.3	2.3	2.3	2.3
Avg. Stride Length [m]	7.3	7.7	7.7	7.5	7.4	7.1



- [] Ranking at each section and finish
- .-.- No data available at this section
- NA No data available



Horse/Jockey Name	Cluck
Final Rank	3
Fastest Section Time (Section)	0:08.04 (Overall)
Top Speed [km/h] (Section)	67.8 (1000m)
Race State	Finished



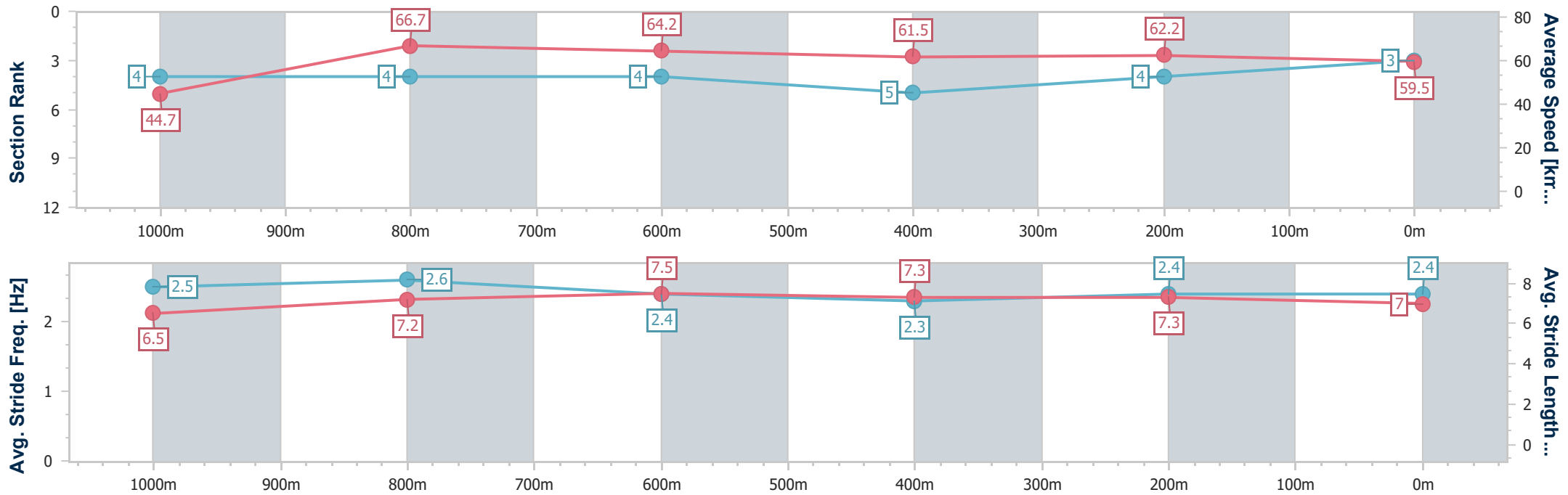
Mackay QLD Professional
Race 1: BOOK FUNCTIONS IN EVENT CENTRE QTIS Two-Years
-Old Maiden Handicap - 1100m



19 March 2024 - 13:12

Track Rating: Good 4, Weather: Overcast, Rail Position: True

Section	Overall	1000m	800m	600m	400m	200m
Section Times	1:05.81 [3] (0:08.04)	0:57.77 [4] (0:10.90)	0:46.87 [4] (0:11.30)	0:35.57 [4] (0:11.91)	0:23.66 [5] (0:11.59)	0:12.07 [4] (0:12.07)
Average Speed [km/h]	44.7	66.7	64.2	61.5	62.2	59.5
Top Speed [km/h]	63.7	67.8	65.4	62.4	62.7	61.9
Avg. Dist. to Rail [m]	4.4	2.0	2.8	1.9	1.6	3.0
Avg. Stride Freq. [Hz]	2.5	2.6	2.4	2.3	2.4	2.4
Avg. Stride Length [m]	6.5	7.2	7.5	7.3	7.3	7.0



- [] Ranking at each section and finish
- .-.- No data available at this section
- NA No data available



Horse/Jockey Name	Mishani Burn
Final Rank	4
Fastest Section Time (Section)	0:08.23 (Overall)
Top Speed [km/h] (Section)	66.6 (1000m)
Race State	Finished



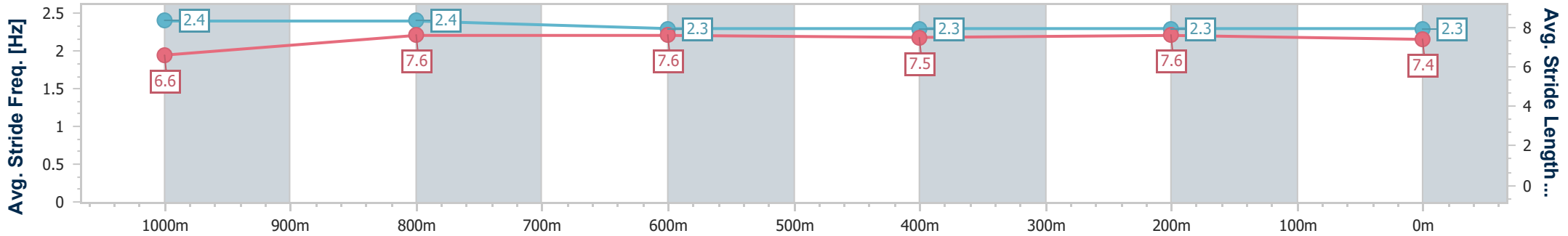
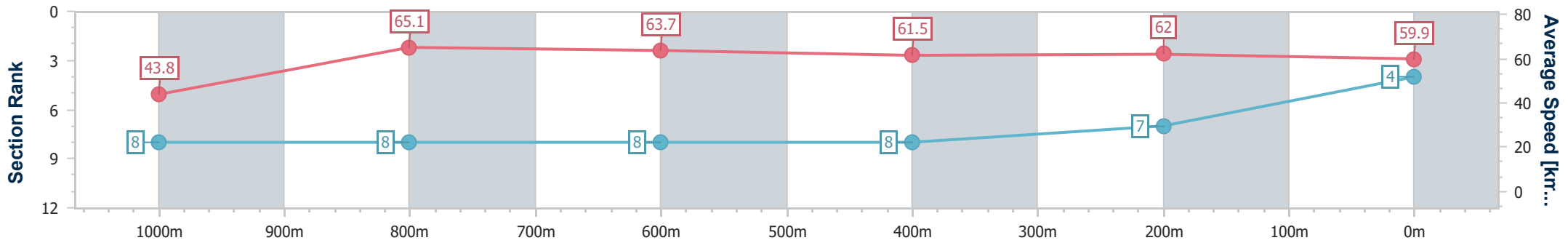
Mackay QLD Professional
 Race 1: BOOK FUNCTIONS IN EVENT CENTRE QTIS Two-Years
 -Old Maiden Handicap - 1100m



19 March 2024 - 13:12

Track Rating: Good 4, Weather: Overcast, Rail Position: True

Section	Overall	1000m	800m	600m	400m	200m
Section Times	1:06.04 [4] (0:08.23)	0:57.81 [8] (0:11.16)	0:46.65 [8] (0:11.30)	0:35.35 [8] (0:11.72)	0:23.63 [8] (0:11.65)	0:11.98 [7] (0:11.98)
Average Speed [km/h]	43.8	65.1	63.7	61.5	62.0	59.9
Top Speed [km/h]	61.1	66.6	66.6	63.2	62.8	62.7
Avg. Dist. to Rail [m]	8.8	2.4	0.8	0.4	1.9	4.8
Avg. Stride Freq. [Hz]	2.4	2.4	2.3	2.3	2.3	2.3
Avg. Stride Length [m]	6.6	7.6	7.6	7.5	7.6	7.4



- [] Ranking at each section and finish
- .-.- No data available at this section
- NA No data available



Horse/Jockey Name	Boogie Fever
Final Rank	5
Fastest Section Time (Section)	0:08.03 (Overall)
Top Speed [km/h] (Section)	68.7 (1000m)
Race State	Finished



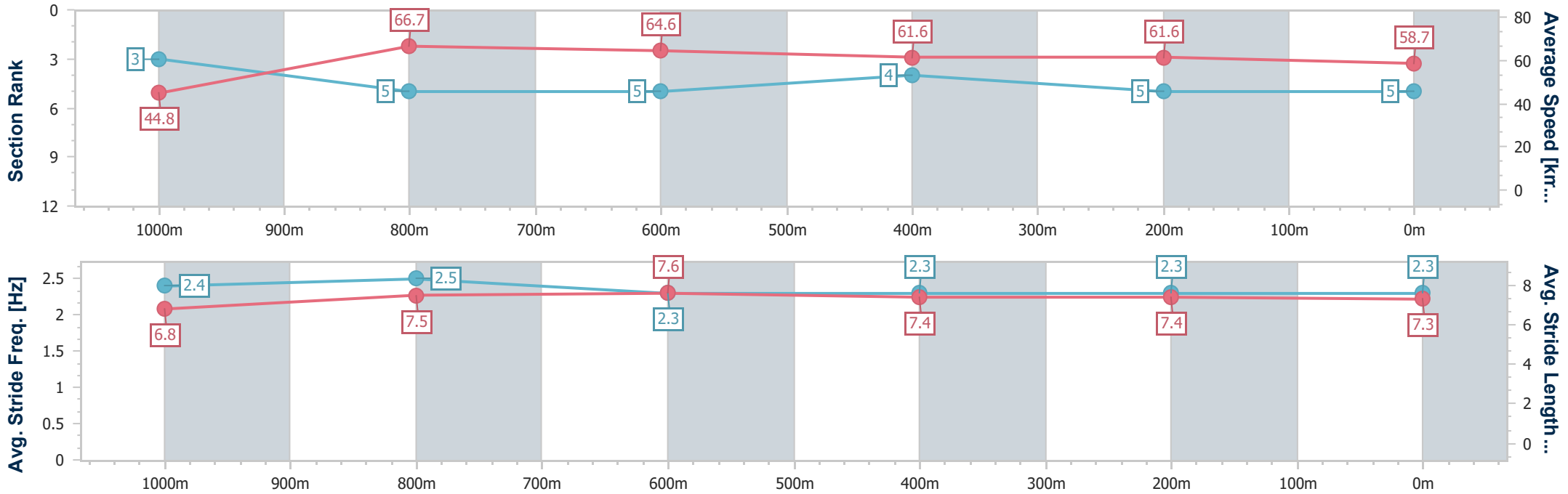
Mackay QLD Professional
 Race 1: BOOK FUNCTIONS IN EVENT CENTRE QTIS Two-Years
 -Old Maiden Handicap - 1100m



19 March 2024 - 13:12

Track Rating: Good 4, Weather: Overcast, Rail Position: True

Section	Overall	1000m	800m	600m	400m	200m
Section Times	1:06.08 [5] (0:08.03)	0:58.05 [3] (0:10.93)	0:47.12 [5] (0:11.29)	0:35.83 [5] (0:11.81)	0:24.02 [4] (0:11.74)	0:12.28 [5] (0:12.28)
Average Speed [km/h]	44.8	66.7	64.6	61.6	61.6	58.7
Top Speed [km/h]	65.9	68.7	66.3	62.5	62.8	61.1
Avg. Dist. to Rail [m]	9.7	5.3	3.5	1.4	2.7	3.7
Avg. Stride Freq. [Hz]	2.4	2.5	2.3	2.3	2.3	2.3
Avg. Stride Length [m]	6.8	7.5	7.6	7.4	7.4	7.3



- [] Ranking at each section and finish
- .-.- No data available at this section
- NA No data available



Horse/Jockey Name	Mishani Amore
Final Rank	6
Fastest Section Time (Section)	0:08.07 (Overall)
Top Speed [km/h] (Section)	66.8 (1000m)
Race State	Finished



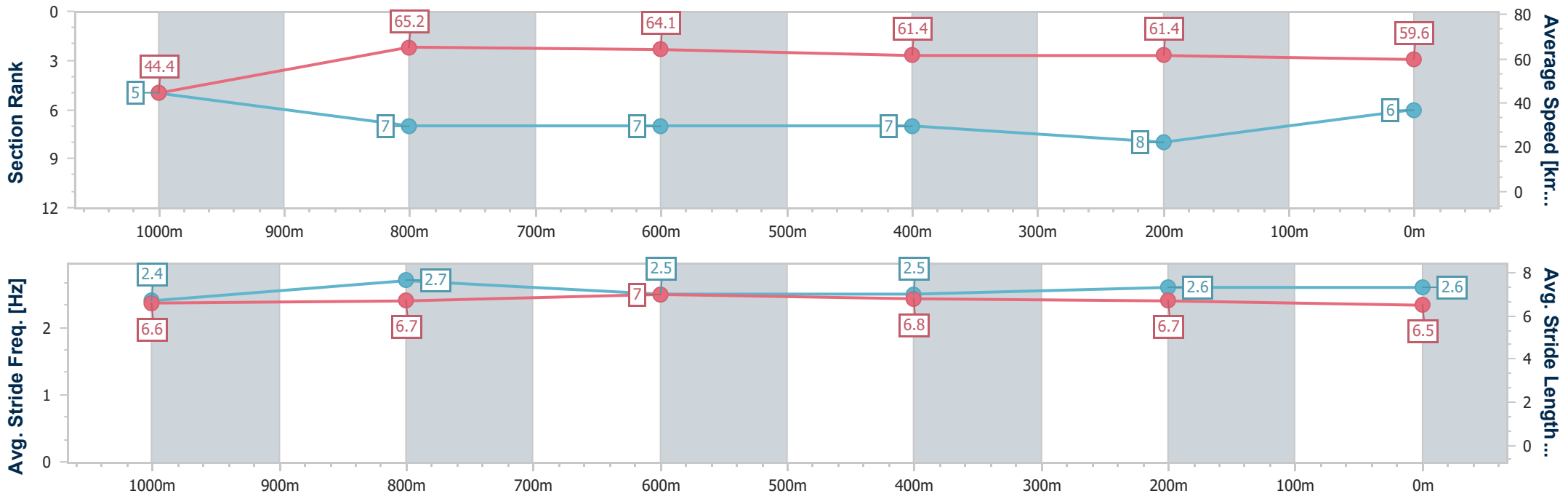
Mackay QLD Professional
 Race 1: BOOK FUNCTIONS IN EVENT CENTRE QTIS Two-Years
 -Old Maiden Handicap - 1100m



19 March 2024 - 13:12

Track Rating: Good 4, Weather: Overcast, Rail Position: True

Section	Overall	1000m	800m	600m	400m	200m
Section Times	1:06.16 [6] (0:08.07)	0:58.09 [5] (0:11.15)	0:46.94 [7] (0:11.30)	0:35.64 [7] (0:11.74)	0:23.90 [7] (0:11.81)	0:12.09 [8] (0:12.09)
Average Speed [km/h]	44.4	65.2	64.1	61.4	61.4	59.6
Top Speed [km/h]	62.9	66.8	65.1	62.5	62.1	62.1
Avg. Dist. to Rail [m]	7.0	2.9	1.8	0.5	3.3	6.4
Avg. Stride Freq. [Hz]	2.4	2.7	2.5	2.5	2.6	2.6
Avg. Stride Length [m]	6.6	6.7	7.0	6.8	6.7	6.5



- [] Ranking at each section and finish
- .-.- No data available at this section
- NA No data available



Horse/Jockey Name	Sewn Up
Final Rank	7
Fastest Section Time (Section)	0:07.95 (Overall)
Top Speed [km/h] (Section)	66.4 (1000m)
Race State	Finished



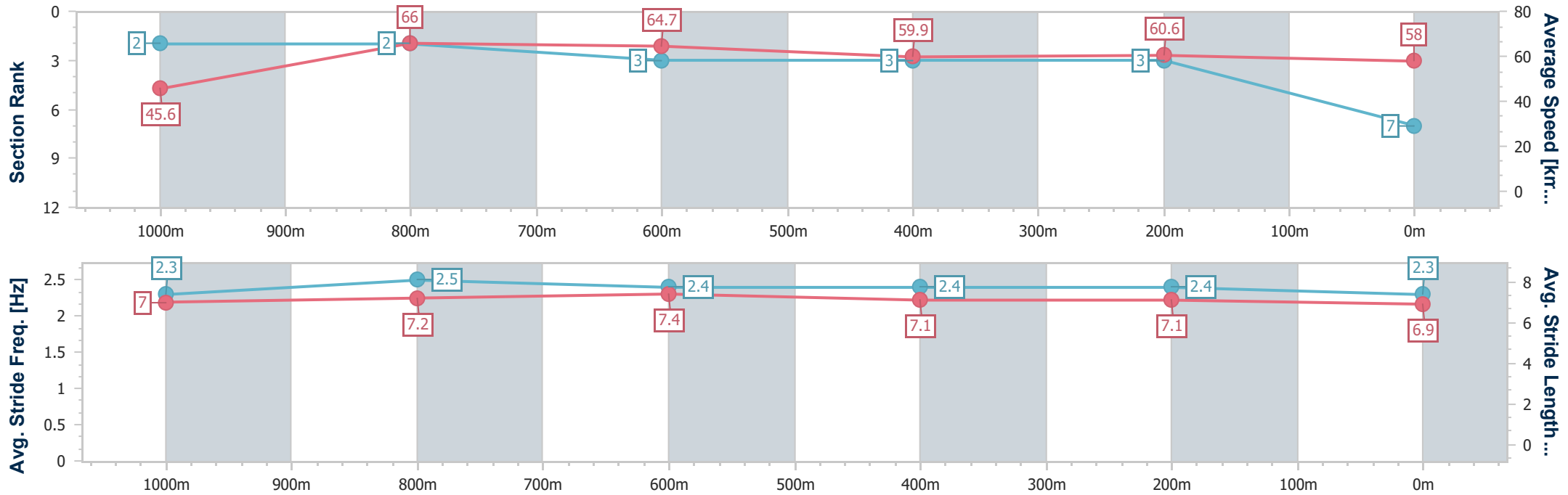
Mackay QLD Professional
Race 1: BOOK FUNCTIONS IN EVENT CENTRE QTIS Two-Years
-Old Maiden Handicap - 1100m



19 March 2024 - 13:12

Track Rating: Good 4, Weather: Overcast, Rail Position: True

Section	Overall	1000m	800m	600m	400m	200m
Section Times	1:06.17 [7] (0:07.95)	0:58.22 [2] (0:10.96)	0:47.26 [2] (0:11.17)	0:36.09 [3] (0:11.85)	0:24.24 [3] (0:11.79)	0:12.45 [3] (0:12.45)
Average Speed [km/h]	45.6	66.0	64.7	59.9	60.6	58.0
Top Speed [km/h]	63.0	66.4	65.7	61.9	62.1	60.9
Avg. Dist. to Rail [m]	1.0	1.7	1.5	1.9	1.9	0.5
Avg. Stride Freq. [Hz]	2.3	2.5	2.4	2.4	2.4	2.3
Avg. Stride Length [m]	7.0	7.2	7.4	7.1	7.1	6.9



- [] Ranking at each section and finish
- .-.- No data available at this section
- NA No data available



Horse/Jockey Name	Mishani I Am
Final Rank	8
Fastest Section Time (Section)	0:08.22 (Overall)
Top Speed [km/h] (Section)	67.0 (1000m)
Race State	Finished



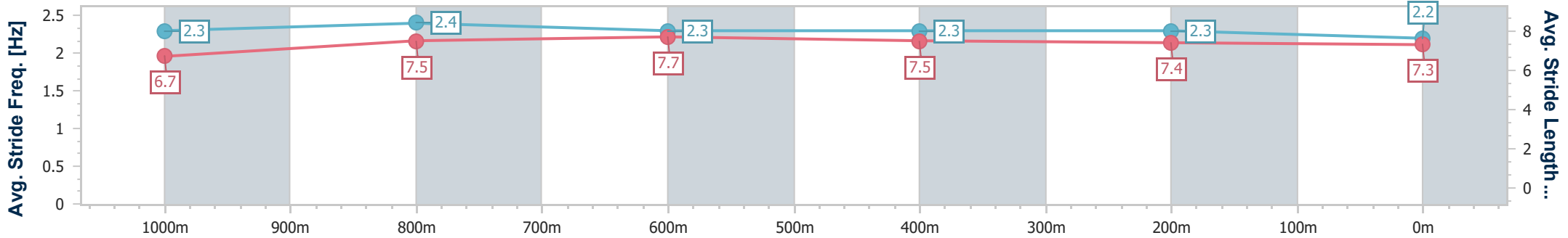
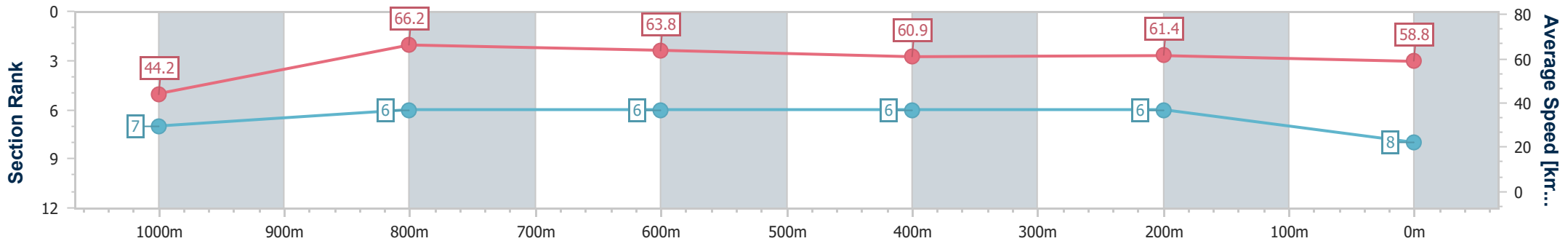
Mackay QLD Professional
Race 1: BOOK FUNCTIONS IN EVENT CENTRE QTIS Two-Years
-Old Maiden Handicap - 1100m



19 March 2024 - 13:12

Track Rating: Good 4, Weather: Overcast, Rail Position: True

Section	Overall	1000m	800m	600m	400m	200m
Section Times	1:06.23 [8] (0:08.22)	0:58.01 [7] (0:10.88)	0:47.13 [6] (0:11.27)	0:35.86 [6] (0:11.86)	0:24.00 [6] (0:11.75)	0:12.25 [6] (0:12.25)
Average Speed [km/h]	44.2	66.2	63.8	60.9	61.4	58.8
Top Speed [km/h]	62.7	67.0	65.9	63.6	62.1	61.2
Avg. Dist. to Rail [m]	2.3	0.3	0.3	0.6	1.8	2.9
Avg. Stride Freq. [Hz]	2.3	2.4	2.3	2.3	2.3	2.2
Avg. Stride Length [m]	6.7	7.5	7.7	7.5	7.4	7.3



- [] Ranking at each section and finish
- .-.- No data available at this section
- NA No data available



Horse/Jockey Name	Mishani Wolf
Final Rank	9
Fastest Section Time (Section)	0:08.65 (Overall)
Top Speed [km/h] (Section)	65.6 (800m)
Race State	Finished



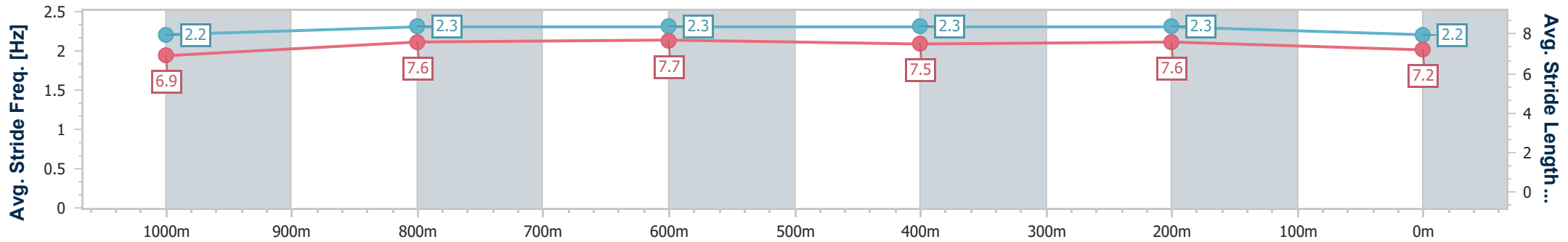
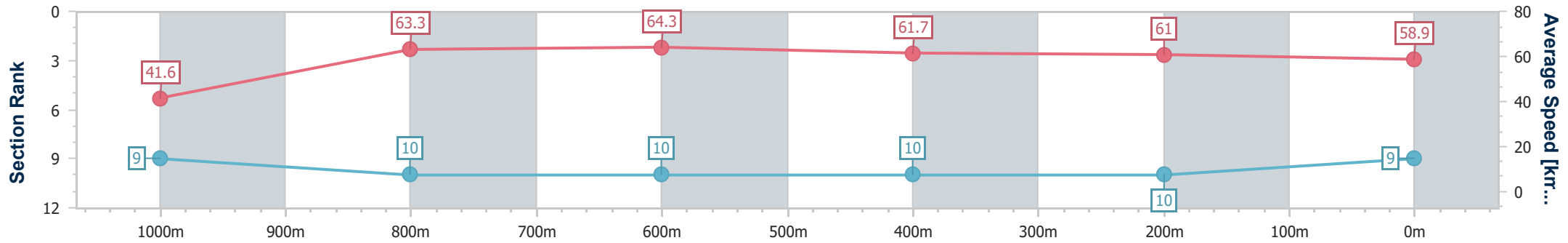
Mackay QLD Professional
Race 1: BOOK FUNCTIONS IN EVENT CENTRE QTIS Two-Years
-Old Maiden Handicap - 1100m



19 March 2024 - 13:12

Track Rating: Good 4, Weather: Overcast, Rail Position: True

Section	Overall	1000m	800m	600m	400m	200m
Section Times	1:07.28 [9] (0:08.65)	0:58.63 [9] (0:11.46)	0:47.17 [10] (0:11.22)	0:35.95 [10] (0:11.85)	0:24.10 [10] (0:11.90)	0:12.20 [10] (0:12.20)
Average Speed [km/h]	41.6	63.3	64.3	61.7	61.0	58.9
Top Speed [km/h]	59.0	65.2	65.6	62.4	61.3	63.9
Avg. Dist. to Rail [m]	4.0	1.9	2.0	1.8	3.2	5.2
Avg. Stride Freq. [Hz]	2.2	2.3	2.3	2.3	2.3	2.2
Avg. Stride Length [m]	6.9	7.6	7.7	7.5	7.6	7.2



- [] Ranking at each section and finish
- .-.- No data available at this section
- NA No data available



Horse/Jockey Name	November Foal
Final Rank	10
Fastest Section Time (Section)	0:08.74 (Overall)
Top Speed [km/h] (Section)	69.4 (1000m)
Race State	Finished



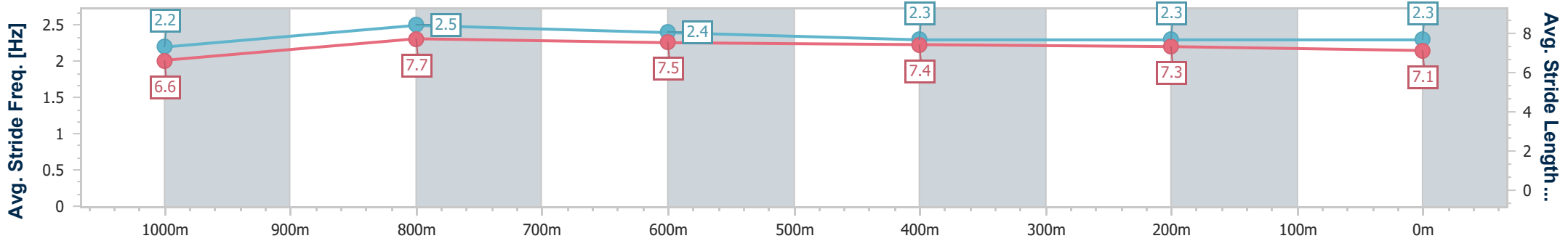
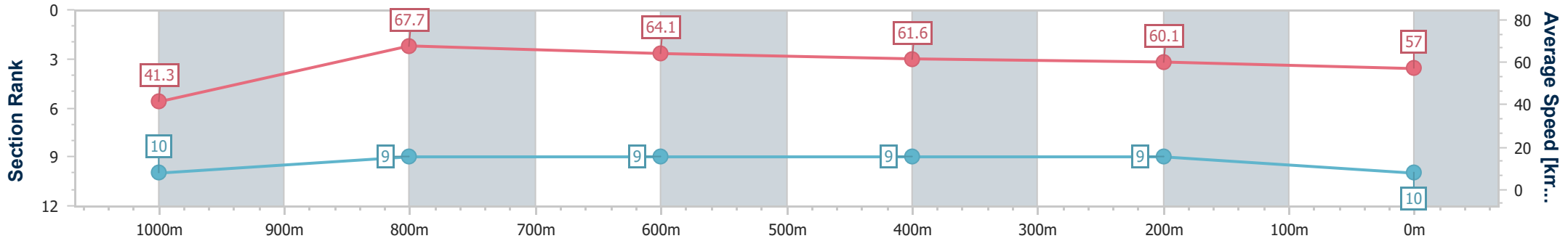
Mackay QLD Professional
Race 1: BOOK FUNCTIONS IN EVENT CENTRE QTIS Two-Years
-Old Maiden Handicap - 1100m



19 March 2024 - 13:12

Track Rating: Good 4, Weather: Overcast, Rail Position: True

Section	Overall	1000m	800m	600m	400m	200m
Section Times	1:07.34 [10] (0:08.74)	0:58.60 [10] (0:10.72)	0:47.88 [9] (0:11.32)	0:36.56 [9] (0:11.93)	0:24.63 [9] (0:12.01)	0:12.62 [9] (0:12.62)
Average Speed [km/h]	41.3	67.7	64.1	61.6	60.1	57.0
Top Speed [km/h]	62.3	69.4	66.6	63.1	60.6	59.7
Avg. Dist. to Rail [m]	7.8	1.7	3.0	2.6	2.1	2.3
Avg. Stride Freq. [Hz]	2.2	2.5	2.4	2.3	2.3	2.3
Avg. Stride Length [m]	6.6	7.7	7.5	7.4	7.3	7.1



- [] Ranking at each section and finish
- .-.- No data available at this section
- NA No data available



Horse/Jockey Name	Mishani Unlawful
Final Rank	11
Fastest Section Time (Section)	0:08.79 (Overall)
Top Speed [km/h] (Section)	66.4 (1000m)
Race State	Finished



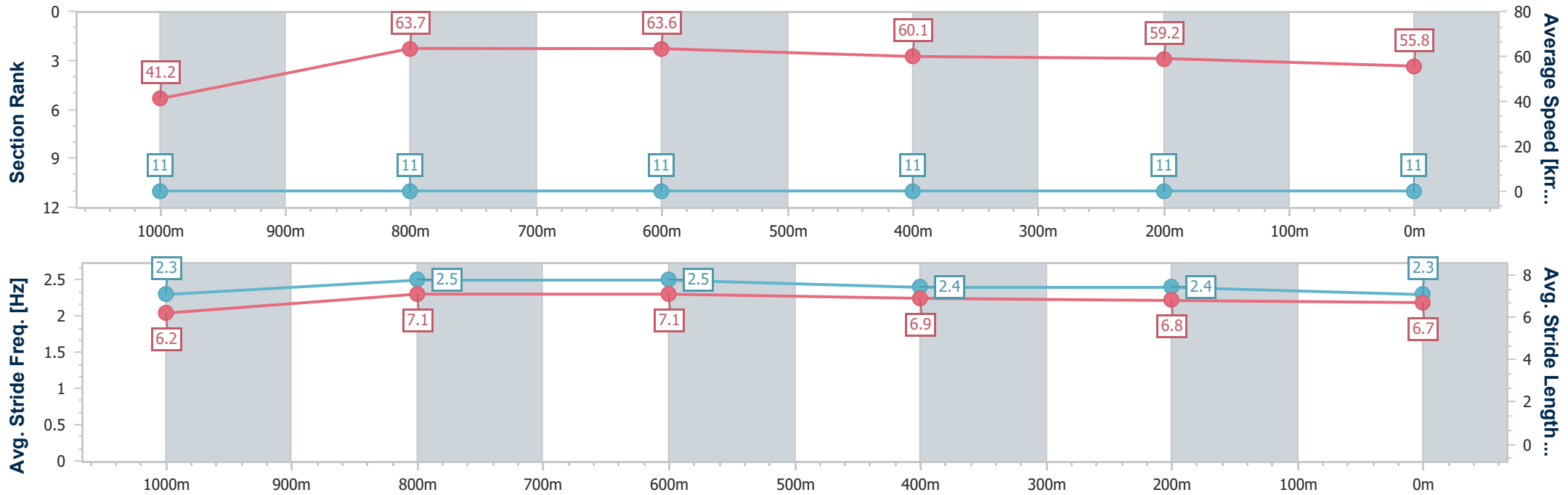
Mackay QLD Professional
 Race 1: BOOK FUNCTIONS IN EVENT CENTRE QTIS Two-Years
 -Old Maiden Handicap - 1100m



19 March 2024 - 13:12

Track Rating: Good 4, Weather: Overcast, Rail Position: True

Section	Overall	1000m	800m	600m	400m	200m
Section Times	1:08.51 [11] (0:08.79)	0:59.72 [11] (0:11.33)	0:48.39 [11] (0:11.36)	0:37.03 [11] (0:11.96)	0:25.07 [11] (0:12.17)	0:12.90 [11] (0:12.90)
Average Speed [km/h]	41.2	63.7	63.6	60.1	59.2	55.8
Top Speed [km/h]	59.8	66.4	66.1	61.3	60.0	57.7
Avg. Dist. to Rail [m]	1.2	0.4	1.5	0.5	0.7	1.7
Avg. Stride Freq. [Hz]	2.3	2.5	2.5	2.4	2.4	2.3
Avg. Stride Length [m]	6.2	7.1	7.1	6.9	6.8	6.7



- [] Ranking at each section and finish
- .-.- No data available at this section
- NA No data available