



Toowoomba QLD Professional

Race 6: MNP SECURITY Colts, Geldings and Entires Maiden Handicap - 1000m

16 March 2024 - 20:33



Track Rating: Good 4, Weather: Fine, Rail Position: True

| Section | Overall | 800m | 600m | 400m | 200m | Last 600m | | | | | | | |
|-------------|----------------------|-----------------------------|----------------------|----------------------|----------------------|--------------------------|--------------------------|--------------------------|--------------------------|--------------------------|---------|---------|----|
| Field Times | 1:01.02 (0:13.90) | 0:47.12 (0:11.21) | 0:35.91 (0:11.60) | 0:24.31 (0:11.76) | 0:12.55 (0:12.55) | 0:35.91 | | | | | | | |
| Rank | TAB | Horse/Jockey | Barrier | Top Speed [km/h] | Fastest Section | Margin | Distance Travelled [m] | | | | | | |
| 1 | 5 | NEARA REWARD Emily Lang | 5 | 66.3 Overall | 0:11.21 800m | 1:01.02 [1] (0:13.90) | 0:47.12 [1] (0:11.21) | 0:35.91 [1] (0:11.60) | 0:24.31 [1] (0:11.76) | 0:12.55 [1] (0:12.55) | 1:01.02 | 0:35.91 | |
| 2 | 3 | QUARTER RED Les Tilley | 3 | 67.6 Overall | 0:11.28 800m | 1:01.81 [2] (0:14.07) | 0:47.74 [2] (0:11.28) | 0:36.46 [2] (0:11.69) | 0:24.77 [2] (0:12.07) | 0:12.70 [2] (0:12.70) | 4.5L | 0:36.46 | +1 |
| 3 | 2 | NOVADAN Alisha Donald | 2 | 65.7 Overall | 0:11.32 800m | 1:02.44 [3] (0:14.31) | 0:48.13 [4] (0:11.32) | 0:36.81 [4] (0:11.99) | 0:24.82 [4] (0:12.38) | 0:12.44 [3] (0:12.44) | 8L | 0:36.81 | -4 |
| 4 | 4 | WINDY WHEELS Olivia Webb | 4 | 65.3 Overall | 0:11.37 800m | 1:02.79 [4] (0:14.30) | 0:48.49 [3] (0:11.37) | 0:37.12 [5] (0:12.14) | 0:24.98 [5] (0:12.26) | 0:12.72 [5] (0:12.72) | 10L | 0:37.12 | -3 |
| 5 | 1 | SERAPUS Micheal Hellyer | 1 | 66.2 800m | 0:11.23 800m | 1:03.45 [5] (0:14.35) | 0:49.10 [5] (0:11.23) | 0:37.87 [3] (0:11.99) | 0:25.88 [3] (0:12.48) | 0:13.40 [4] (0:13.40) | 13.8L | 0:37.87 | +4 |

Scratched: Squeak (#6)



| | |
|--------------------------------|----------------|
| Horse/Jockey Name | Neara Reward |
| Final Rank | 1 |
| Fastest Section Time (Section) | 0:11.21 (800m) |
| Top Speed [km/h] (Section) | 66.3 (Overall) |
| Race State | Finished |



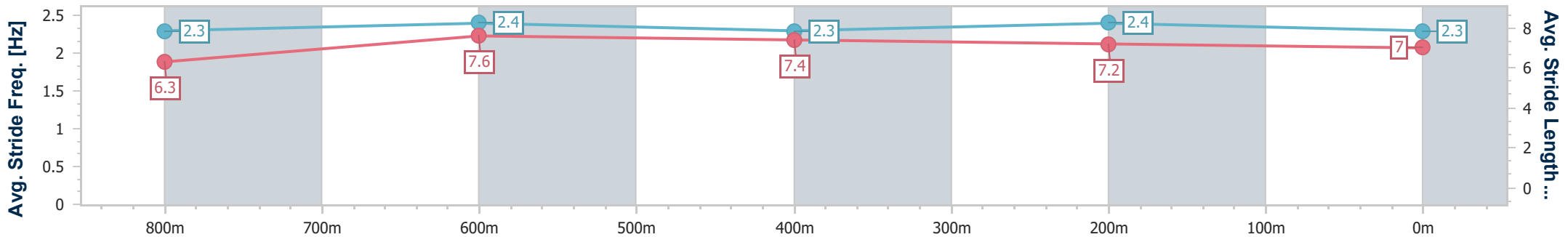
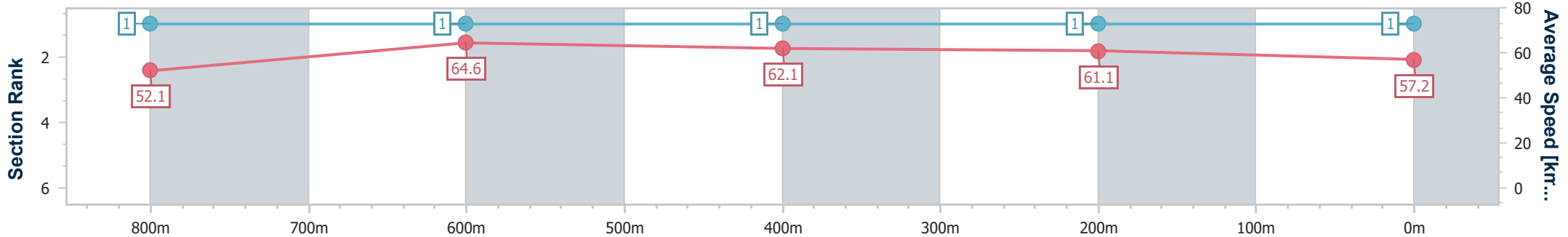
Toowoomba QLD Professional
 Race 6: MNP SECURITY Colts, Geldings and Entires Maiden Handicap - 1000m



16 March 2024 - 20:33

Track Rating: Good 4, Weather: Fine, Rail Position: True

| Section | Overall | 800m | 600m | 400m | 200m |
|------------------------|--------------------------|--------------------------|--------------------------|--------------------------|--------------------------|
| Section Times | 1:01.02 [1] (0:13.90) | 0:47.12 [1] (0:11.21) | 0:35.91 [1] (0:11.60) | 0:24.31 [1] (0:11.76) | 0:12.55 [1] (0:12.55) |
| Average Speed [km/h] | 52.1 | 64.6 | 62.1 | 61.1 | 57.2 |
| Top Speed [km/h] | 66.3 | 65.7 | 64.3 | 62.0 | 60.1 |
| Avg. Dist. to Rail [m] | 5.1 | 1.3 | 0.4 | 1.0 | 0.2 |
| Avg. Stride Freq. [Hz] | 2.3 | 2.4 | 2.3 | 2.4 | 2.3 |
| Avg. Stride Length [m] | 6.3 | 7.6 | 7.4 | 7.2 | 7.0 |



- [] Ranking at each section and finish
- .-.- No data available at this section
- NA No data available



| | |
|--------------------------------|----------------|
| Horse/Jockey Name | Quarter Red |
| Final Rank | 2 |
| Fastest Section Time (Section) | 0:11.28 (800m) |
| Top Speed [km/h] (Section) | 67.6 (Overall) |
| Race State | Finished |



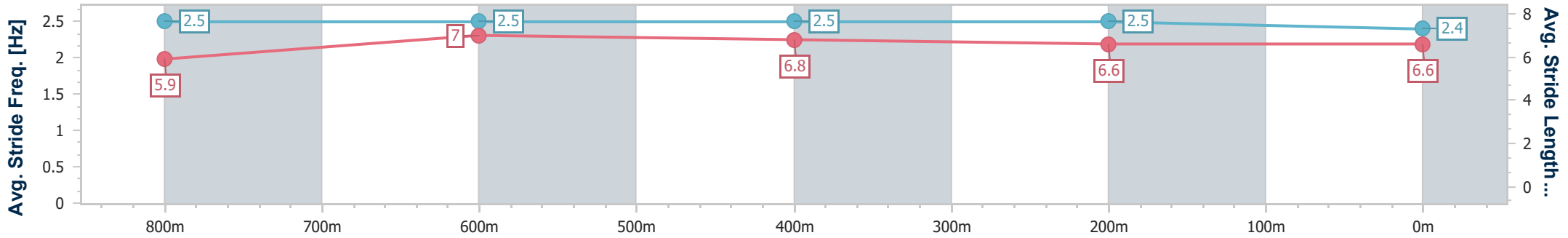
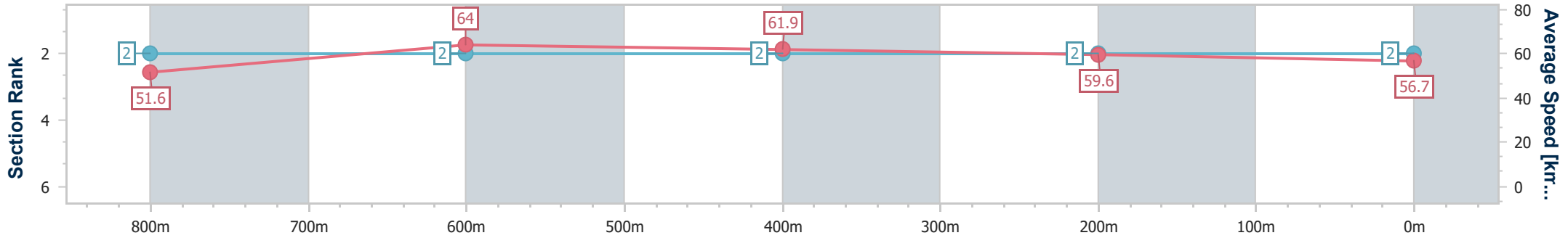
Toowoomba QLD Professional
 Race 6: MNP SECURITY Colts, Geldings and Entires Maiden Handicap - 1000m



16 March 2024 - 20:33

Track Rating: Good 4, Weather: Fine, Rail Position: True

| Section | Overall | 800m | 600m | 400m | 200m |
|------------------------|--------------------------|--------------------------|--------------------------|--------------------------|--------------------------|
| Section Times | 1:01.81 [2] (0:14.07) | 0:47.74 [2] (0:11.28) | 0:36.46 [2] (0:11.69) | 0:24.77 [2] (0:12.07) | 0:12.70 [2] (0:12.70) |
| Average Speed [km/h] | 51.6 | 64.0 | 61.9 | 59.6 | 56.7 |
| Top Speed [km/h] | 67.6 | 66.4 | 64.7 | 60.3 | 59.4 |
| Avg. Dist. to Rail [m] | 5.9 | 0.9 | 0.5 | 0.6 | 1.8 |
| Avg. Stride Freq. [Hz] | 2.5 | 2.5 | 2.5 | 2.5 | 2.4 |
| Avg. Stride Length [m] | 5.9 | 7.0 | 6.8 | 6.6 | 6.6 |



- [] Ranking at each section and finish
- .-.- No data available at this section
- NA No data available



| | |
|--------------------------------|----------------|
| Horse/Jockey Name | Novadan |
| Final Rank | 3 |
| Fastest Section Time (Section) | 0:11.32 (800m) |
| Top Speed [km/h] (Section) | 65.7 (Overall) |
| Race State | Finished |



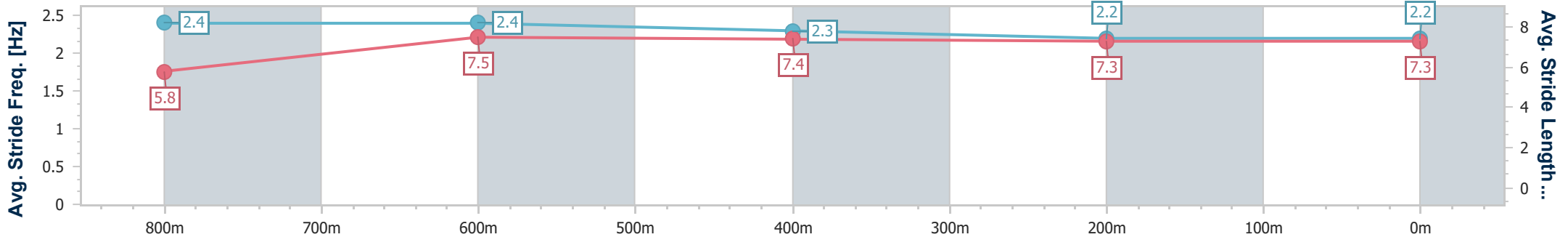
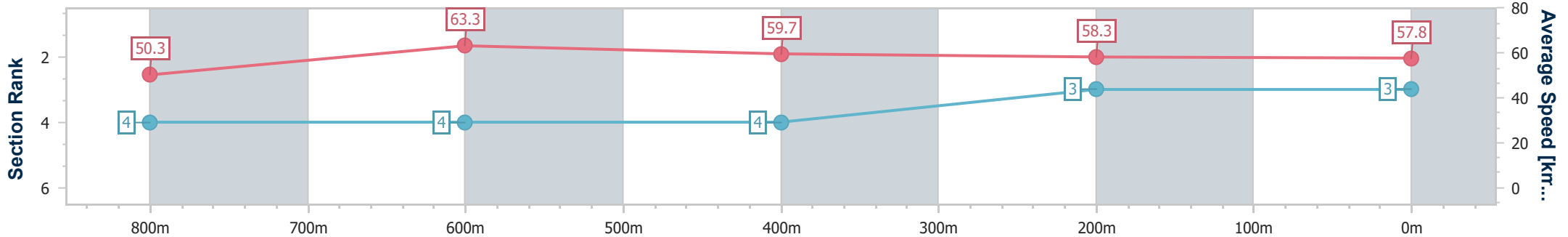
Toowoomba QLD Professional
 Race 6: MNP SECURITY Colts, Geldings and Entires Maiden
 Handicap - 1000m



16 March 2024 - 20:33

Track Rating: Good 4, Weather: Fine, Rail Position: True

| Section | Overall | 800m | 600m | 400m | 200m |
|------------------------|--------------------------|--------------------------|--------------------------|--------------------------|--------------------------|
| Section Times | 1:02.44 [3] (0:14.31) | 0:48.13 [4] (0:11.32) | 0:36.81 [4] (0:11.99) | 0:24.82 [4] (0:12.38) | 0:12.44 [3] (0:12.44) |
| Average Speed [km/h] | 50.3 | 63.3 | 59.7 | 58.3 | 57.8 |
| Top Speed [km/h] | 65.7 | 65.7 | 62.1 | 60.3 | 58.9 |
| Avg. Dist. to Rail [m] | 1.6 | 1.3 | 0.6 | 1.6 | 1.3 |
| Avg. Stride Freq. [Hz] | 2.4 | 2.4 | 2.3 | 2.2 | 2.2 |
| Avg. Stride Length [m] | 5.8 | 7.5 | 7.4 | 7.3 | 7.3 |



- [] Ranking at each section and finish
- .-.- No data available at this section
- NA No data available



| | |
|--------------------------------|----------------|
| Horse/Jockey Name | Windy Wheels |
| Final Rank | 4 |
| Fastest Section Time (Section) | 0:11.37 (800m) |
| Top Speed [km/h] (Section) | 65.3 (Overall) |
| Race State | Finished |



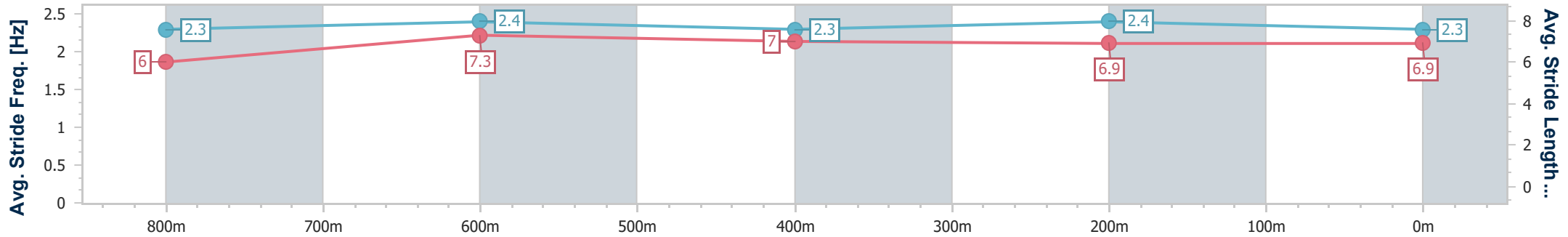
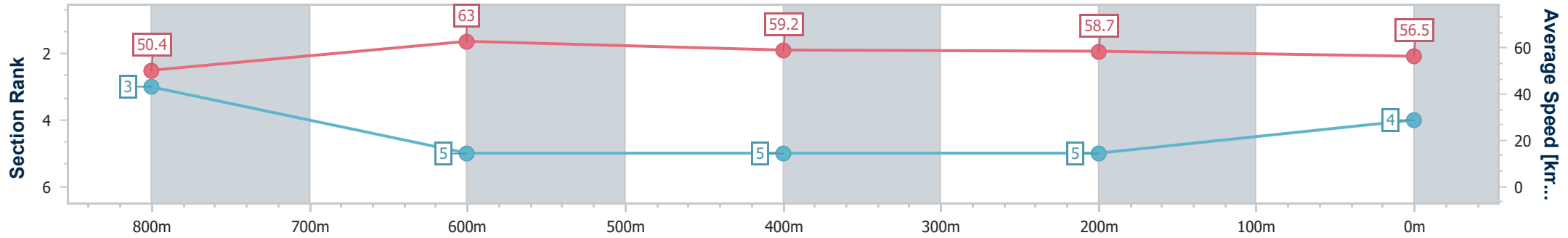
Toowoomba QLD Professional
Race 6: MNP SECURITY Colts, Geldings and Entires Maiden Handicap - 1000m



16 March 2024 - 20:33

Track Rating: Good 4, Weather: Fine, Rail Position: True

| Section | Overall | 800m | 600m | 400m | 200m |
|------------------------|--------------------------|--------------------------|--------------------------|--------------------------|--------------------------|
| Section Times | 1:02.79 [4] (0:14.30) | 0:48.49 [3] (0:11.37) | 0:37.12 [5] (0:12.14) | 0:24.98 [5] (0:12.26) | 0:12.72 [5] (0:12.72) |
| Average Speed [km/h] | 50.4 | 63.0 | 59.2 | 58.7 | 56.5 |
| Top Speed [km/h] | 65.3 | 64.7 | 61.8 | 59.7 | 59.4 |
| Avg. Dist. to Rail [m] | 1.9 | 1.0 | 0.6 | 0.3 | 0.8 |
| Avg. Stride Freq. [Hz] | 2.3 | 2.4 | 2.3 | 2.4 | 2.3 |
| Avg. Stride Length [m] | 6.0 | 7.3 | 7.0 | 6.9 | 6.9 |



- [] Ranking at each section and finish
- .-.- No data available at this section
- NA No data available



| | |
|--------------------------------|----------------|
| Horse/Jockey Name | Serapus |
| Final Rank | 5 |
| Fastest Section Time (Section) | 0:11.23 (800m) |
| Top Speed [km/h] (Section) | 66.2 (800m) |
| Race State | Finished |



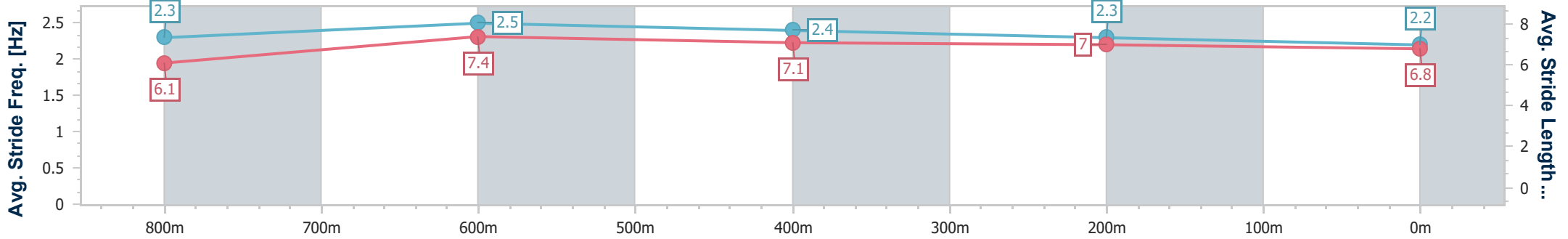
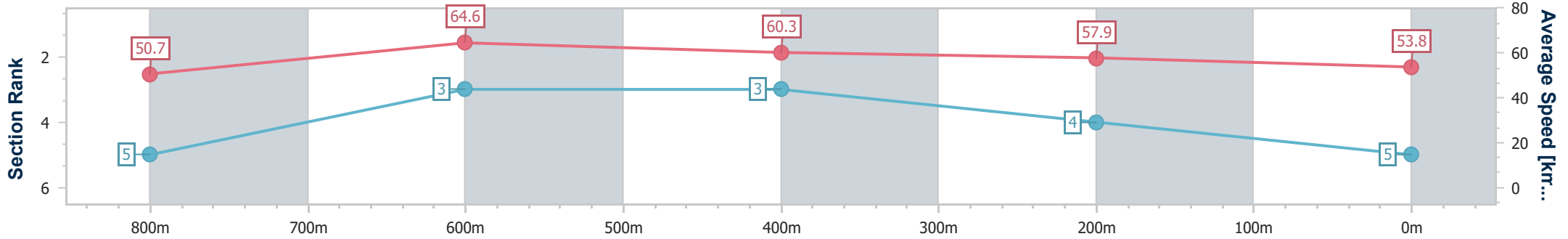
Toowoomba QLD Professional
 Race 6: MNP SECURITY Colts, Geldings and Entires Maiden Handicap - 1000m



16 March 2024 - 20:33

Track Rating: Good 4, Weather: Fine, Rail Position: True

| Section | Overall | 800m | 600m | 400m | 200m |
|------------------------|--------------------------|--------------------------|--------------------------|--------------------------|--------------------------|
| Section Times | 1:03.45 [5] (0:14.35) | 0:49.10 [5] (0:11.23) | 0:37.87 [3] (0:11.99) | 0:25.88 [3] (0:12.48) | 0:13.40 [4] (0:13.40) |
| Average Speed [km/h] | 50.7 | 64.6 | 60.3 | 57.9 | 53.8 |
| Top Speed [km/h] | 65.1 | 66.2 | 64.4 | 59.0 | 56.4 |
| Avg. Dist. to Rail [m] | 5.0 | 1.8 | 1.7 | 0.9 | 0.7 |
| Avg. Stride Freq. [Hz] | 2.3 | 2.5 | 2.4 | 2.3 | 2.2 |
| Avg. Stride Length [m] | 6.1 | 7.4 | 7.1 | 7.0 | 6.8 |



- [] Ranking at each section and finish
- .-.- No data available at this section
- NA No data available