



# Toowoomba QLD Professional

## Race 2: CREATE ADVICE GROUP BENCHMARK 60 Handicap - 1200m

16 March 2024 - 17:55



Track Rating: Good 4, Weather: Fine, Rail Position: True

Section		Overall	1000m	800m	600m	400m	200m	Last 600m					
Field Times		1:13.55 (0:13.46)	1:00.09 (0:11.42)	0:48.67 (0:11.72)	0:36.95 (0:12.07)	0:24.88 (0:12.31)	0:12.57 (0:12.57)	0:36.95					
Rank	TAB Horse/Jockey	Barrier	Top Speed [km/h]	Fastest Section						Margin	Distance Travelled [m]		
1	9 MILAGRO Madeleine Wishart	9	65.5	0:11.31	1:13.55 [1] (0:14.26)	0:59.29 [7] (0:11.31)	0:47.98 [6] (0:11.64)	0:36.34 [5] (0:11.81)	0:24.53 [4] (0:12.02)	0:12.51 [2] (0:12.51)	1:13.55	0:36.34	
2	3 TABULAM Les Tilley	3	63.5	0:11.52	1:13.55 [2] (0:14.09)	0:59.46 [5] (0:11.52)	0:47.94 [7] (0:11.76)	0:36.18 [7] (0:11.88)	0:24.30 [7] (0:12.01)	0:12.29 [4] (0:12.29)	0.1L	0:36.18	-11
3	6 NEW YORK GAL Kirk Matheson	6	64.5	0:11.44	1:13.63 [3] (0:13.62)	1:00.01 [2] (0:11.44)	0:48.57 [3] (0:11.72)	0:36.85 [3] (0:12.11)	0:24.74 [2] (0:12.09)	0:12.65 [1] (0:12.65)	0.5L	0:36.85	-9
4	7 BULL DIMPLE RUM Kenji Yoshida	7	65.5	0:11.35	1:13.74 [4] (0:14.14)	0:59.60 [6] (0:11.35)	0:48.25 [5] (0:11.74)	0:36.51 [6] (0:12.01)	0:24.50 [6] (0:12.22)	0:12.28 [5] (0:12.28)	1L	0:36.51	-7
5	4 TATTLE Olivia Webb	4	67.3	0:11.09	1:14.03 [5] (0:13.79)	1:00.24 [4] (0:11.09)	0:49.15 [1] (0:11.72)	0:37.43 [1] (0:12.07)	0:25.36 [1] (0:12.43)	0:12.93 [3] (0:12.93)	2.5L	0:37.43	-13
6	5 FIERY RING Nozi Tomizawa	5	66.2	0:11.50	1:14.97 [6] (0:13.67)	1:01.30 [3] (0:11.50)	0:49.80 [4] (0:11.76)	0:38.04 [4] (0:12.15)	0:25.89 [5] (0:12.67)	0:13.22 [7] (0:13.22)	7.8L	0:38.04	-3
7	8 SEA COMMITS Karl Zechner	8	66.1	0:11.44	1:15.04 [7] (0:13.46)	1:01.58 [1] (0:11.44)	0:50.14 [2] (0:11.88)	0:38.26 [2] (0:12.22)	0:26.04 [3] (0:12.63)	0:13.41 [6] (0:13.41)	8.1L	0:38.26	-7

Scratched: Crack Of Doom (#1), Russian Sub (#2)

[ ] Ranking at each section and finish  
 -:-:- No data available at this section  
 NA No data available

SCN Saddle cloth number  
 DNF Did not finish  
 DNT Did not track



Horse/Jockey Name	Milagro
Final Rank	1
Fastest Section Time (Section)	0:11.31 (1000m)
Top Speed [km/h] (Section)	65.5 (Overall)
Race State	Finished



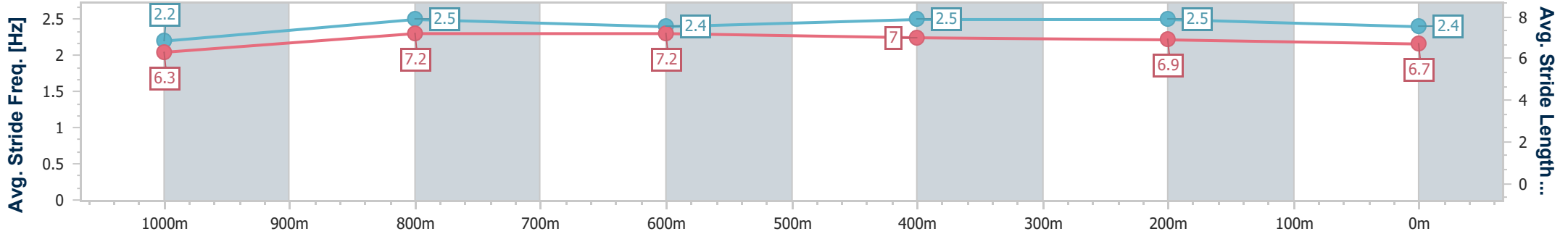
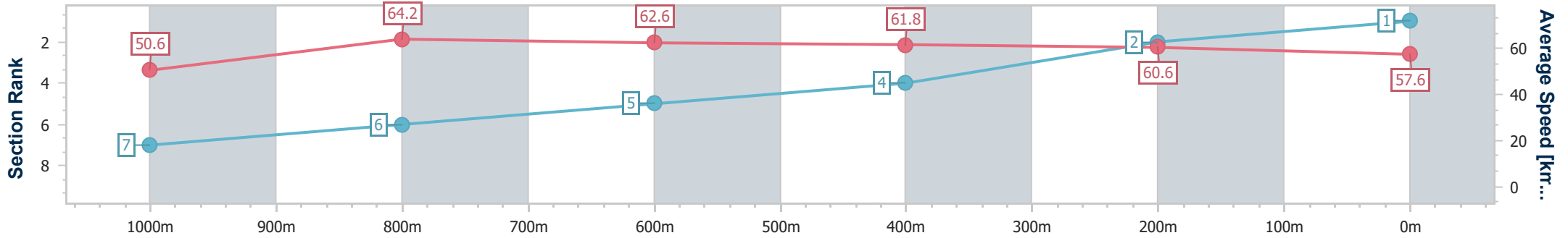
Toowoomba QLD Professional  
Race 2: CREATE ADVICE GROUP BENCHMARK 60 Handicap - 1200m



16 March 2024 - 17:55

Track Rating: Good 4, Weather: Fine, Rail Position: True

Section	Overall	1000m	800m	600m	400m	200m
Section Times	1:13.55 [1] (0:14.26)	0:59.29 [7] (0:11.31)	0:47.98 [6] (0:11.64)	0:36.34 [5] (0:11.81)	0:24.53 [4] (0:12.02)	0:12.51 [2] (0:12.51)
Average Speed [km/h]	50.6	64.2	62.6	61.8	60.6	57.6
Top Speed [km/h]	65.5	64.9	64.1	64.0	61.6	59.2
Avg. Dist. to Rail [m]	7.9	3.6	2.6	2.9	3.8	4.3
Avg. Stride Freq. [Hz]	2.2	2.5	2.4	2.5	2.5	2.4
Avg. Stride Length [m]	6.3	7.2	7.2	7.0	6.9	6.7



- [ ] Ranking at each section and finish
- .-.- No data available at this section
- NA No data available



Horse/Jockey Name	Tabulam
Final Rank	2
Fastest Section Time (Section)	0:11.52 (1000m)
Top Speed [km/h] (Section)	63.5 (1000m)
Race State	Finished



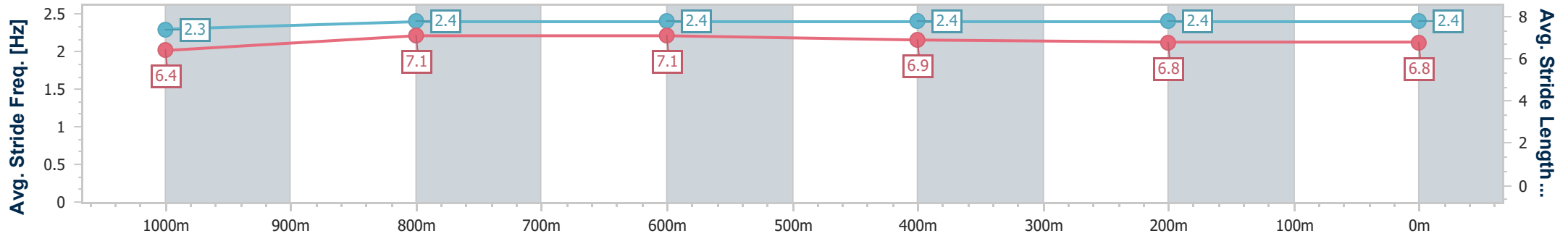
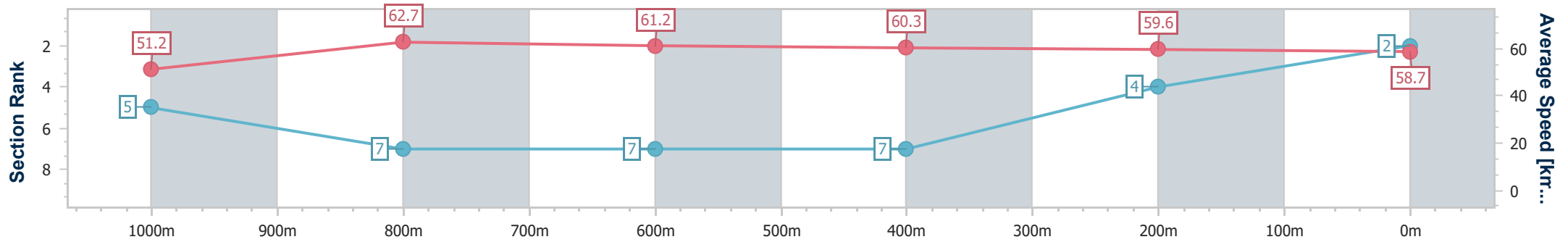
Toowoomba QLD Professional  
Race 2: CREATE ADVICE GROUP BENCHMARK 60 Handicap - 1200m



16 March 2024 - 17:55

Track Rating: Good 4, Weather: Fine, Rail Position: True

Section	Overall	1000m	800m	600m	400m	200m
Section Times	1:13.55 [2] (0:14.09)	0:59.46 [5] (0:11.52)	0:47.94 [7] (0:11.76)	0:36.18 [7] (0:11.88)	0:24.30 [7] (0:12.01)	0:12.29 [4] (0:12.29)
Average Speed [km/h]	51.2	62.7	61.2	60.3	59.6	58.7
Top Speed [km/h]	62.7	63.5	61.8	61.6	60.8	59.1
Avg. Dist. to Rail [m]	5.3	1.6	0.4	0.9	1.1	1.8
Avg. Stride Freq. [Hz]	2.3	2.4	2.4	2.4	2.4	2.4
Avg. Stride Length [m]	6.4	7.1	7.1	6.9	6.8	6.8



- [ ] Ranking at each section and finish
- .-.- No data available at this section
- NA No data available



Horse/Jockey Name	New York Gal
Final Rank	3
Fastest Section Time (Section)	0:11.44 (1000m)
Top Speed [km/h] (Section)	64.5 (1000m)
Race State	Finished



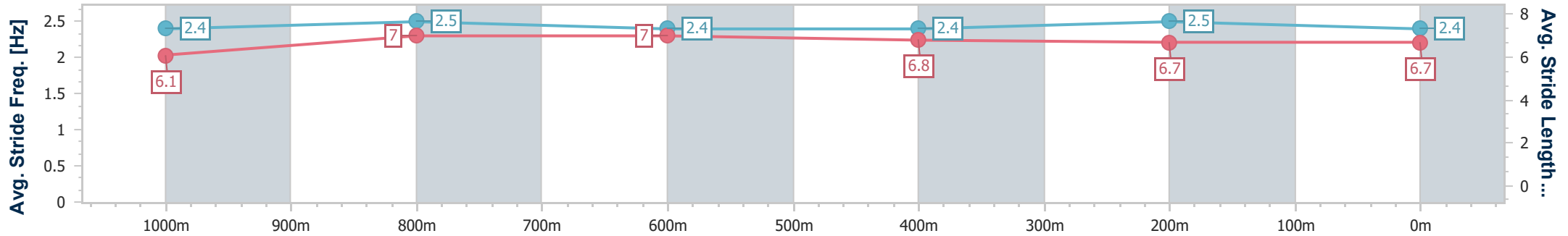
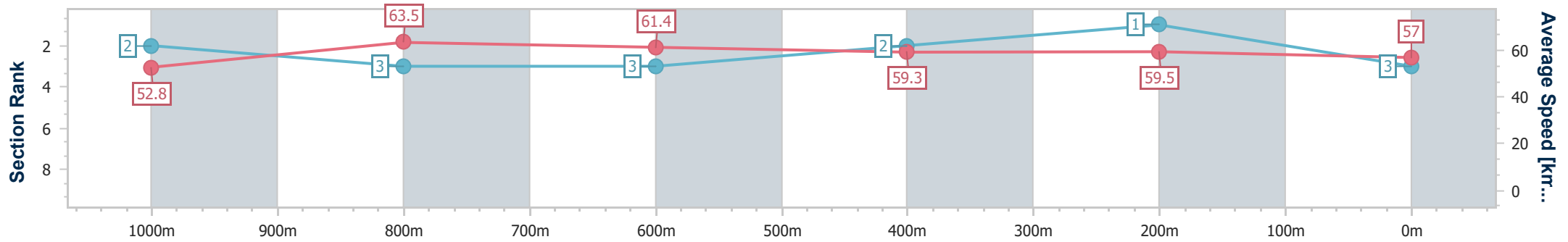
Toowoomba QLD Professional  
Race 2: CREATE ADVICE GROUP BENCHMARK 60 Handicap - 1200m



16 March 2024 - 17:55

Track Rating: Good 4, Weather: Fine, Rail Position: True

Section	Overall	1000m	800m	600m	400m	200m
Section Times	1:13.63 [3] (0:13.62)	1:00.01 [2] (0:11.44)	0:48.57 [3] (0:11.72)	0:36.85 [3] (0:12.11)	0:24.74 [2] (0:12.09)	0:12.65 [1] (0:12.65)
Average Speed [km/h]	52.8	63.5	61.4	59.3	59.5	57.0
Top Speed [km/h]	63.7	64.5	62.2	61.0	60.5	60.0
Avg. Dist. to Rail [m]	6.8	2.5	0.3	0.4	1.1	3.1
Avg. Stride Freq. [Hz]	2.4	2.5	2.4	2.4	2.5	2.4
Avg. Stride Length [m]	6.1	7.0	7.0	6.8	6.7	6.7



- [ ] Ranking at each section and finish
- .-.- No data available at this section
- NA No data available



Horse/Jockey Name	Bull Dimple Rum
Final Rank	4
Fastest Section Time (Section)	0:11.35 (1000m)
Top Speed [km/h] (Section)	65.5 (1000m)
Race State	Finished



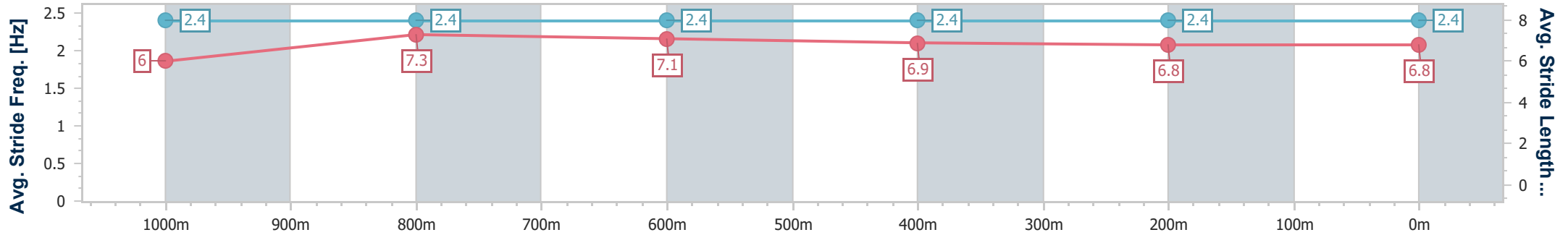
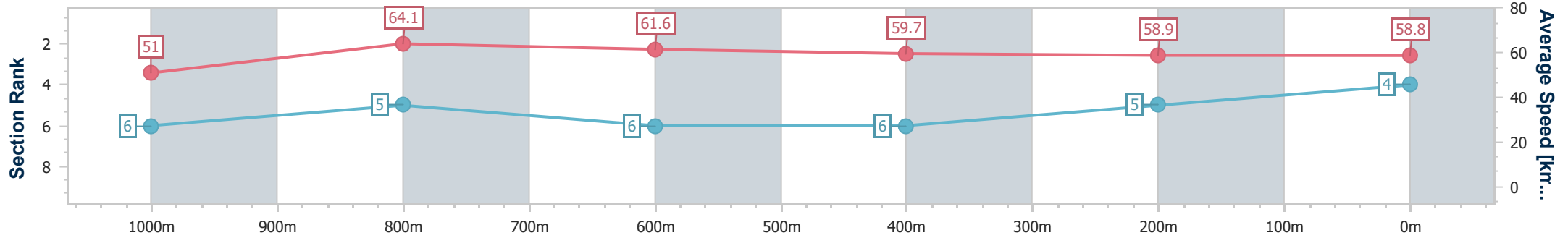
Toowoomba QLD Professional  
Race 2: CREATE ADVICE GROUP BENCHMARK 60 Handicap - 1200m



16 March 2024 - 17:55

Track Rating: Good 4, Weather: Fine, Rail Position: True

Section	Overall	1000m	800m	600m	400m	200m
Section Times	1:13.74 [4] (0:14.14)	0:59.60 [6] (0:11.35)	0:48.25 [5] (0:11.74)	0:36.51 [6] (0:12.01)	0:24.50 [6] (0:12.22)	0:12.28 [5] (0:12.28)
Average Speed [km/h]	51.0	64.1	61.6	59.7	58.9	58.8
Top Speed [km/h]	64.9	65.5	62.7	61.4	61.1	61.1
Avg. Dist. to Rail [m]	8.1	4.3	0.6	0.5	1.4	4.0
Avg. Stride Freq. [Hz]	2.4	2.4	2.4	2.4	2.4	2.4
Avg. Stride Length [m]	6.0	7.3	7.1	6.9	6.8	6.8



- [ ] Ranking at each section and finish
- .-.- No data available at this section
- NA No data available



Horse/Jockey Name	Tattle
Final Rank	5
Fastest Section Time (Section)	0:11.09 (1000m)
Top Speed [km/h] (Section)	67.3 (Overall)
Race State	Finished



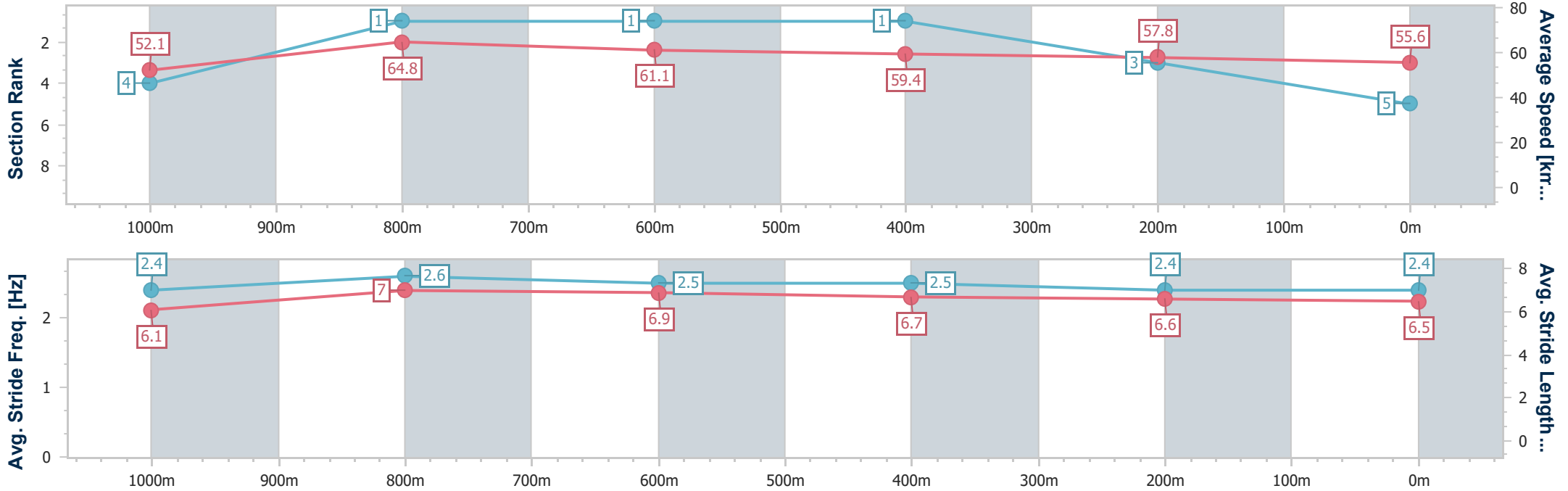
Toowoomba QLD Professional  
Race 2: CREATE ADVICE GROUP BENCHMARK 60 Handicap - 1200m



16 March 2024 - 17:55

Track Rating: Good 4, Weather: Fine, Rail Position: True

Section	Overall	1000m	800m	600m	400m	200m
Section Times	1:14.03 [5] (0:13.79)	1:00.24 [4] (0:11.09)	0:49.15 [1] (0:11.72)	0:37.43 [1] (0:12.07)	0:25.36 [1] (0:12.43)	0:12.93 [3] (0:12.93)
Average Speed [km/h]	52.1	64.8	61.1	59.4	57.8	55.6
Top Speed [km/h]	67.3	67.1	62.5	61.6	59.9	57.4
Avg. Dist. to Rail [m]	3.1	0.9	1.1	0.9	1.1	1.5
Avg. Stride Freq. [Hz]	2.4	2.6	2.5	2.5	2.4	2.4
Avg. Stride Length [m]	6.1	7.0	6.9	6.7	6.6	6.5



- [ ] Ranking at each section and finish
- .-.- No data available at this section
- NA No data available



Horse/Jockey Name	Fiery Ring
Final Rank	6
Fastest Section Time (Section)	0:11.50 (1000m)
Top Speed [km/h] (Section)	66.2 (1000m)
Race State	Finished



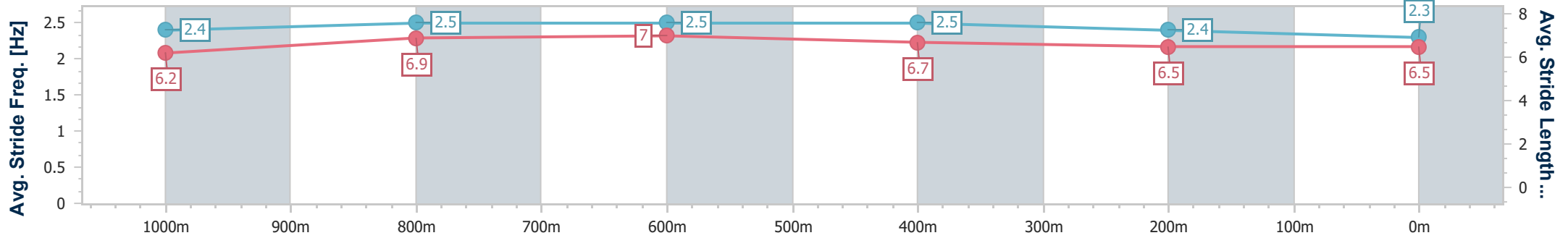
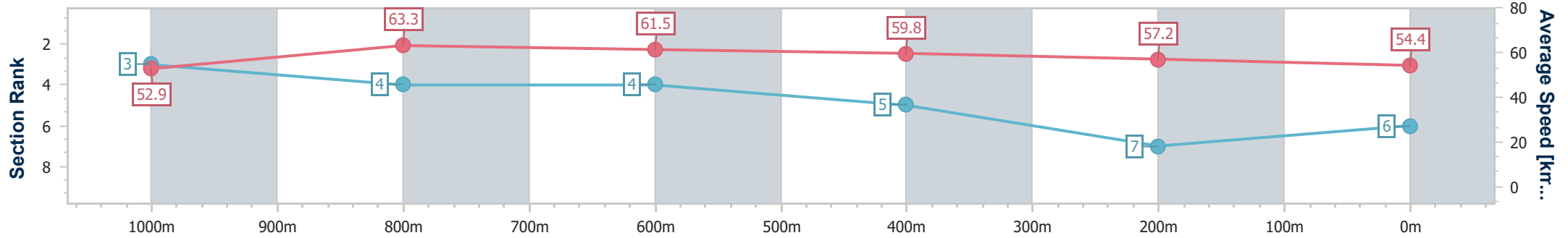
Toowoomba QLD Professional  
Race 2: CREATE ADVICE GROUP BENCHMARK 60 Handicap - 1200m



16 March 2024 - 17:55

Track Rating: Good 4, Weather: Fine, Rail Position: True

Section	Overall	1000m	800m	600m	400m	200m
Section Times	1:14.97 [6] (0:13.67)	1:01.30 [3] (0:11.50)	0:49.80 [4] (0:11.76)	0:38.04 [4] (0:12.15)	0:25.89 [5] (0:12.67)	0:13.22 [7] (0:13.22)
Average Speed [km/h]	52.9	63.3	61.5	59.8	57.2	54.4
Top Speed [km/h]	65.4	66.2	62.7	61.0	59.0	56.5
Avg. Dist. to Rail [m]	9.4	3.6	1.5	1.4	3.3	5.2
Avg. Stride Freq. [Hz]	2.4	2.5	2.5	2.5	2.4	2.3
Avg. Stride Length [m]	6.2	6.9	7.0	6.7	6.5	6.5



- [ ] Ranking at each section and finish
- .-.- No data available at this section
- NA No data available



Horse/Jockey Name	Sea Commits
Final Rank	7
Fastest Section Time (Section)	0:11.44 (1000m)
Top Speed [km/h] (Section)	66.1 (Overall)
Race State	Finished



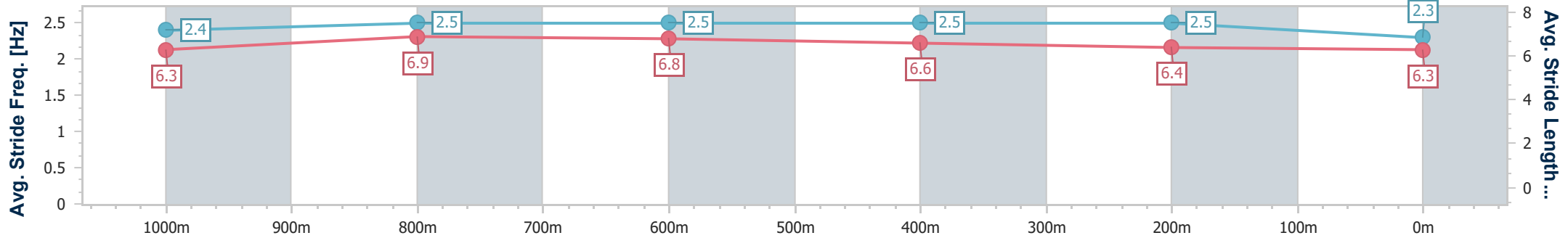
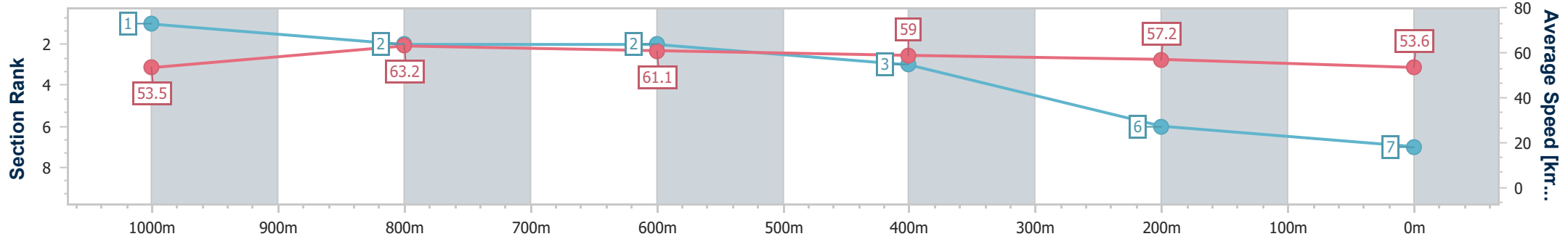
Toowoomba QLD Professional  
Race 2: CREATE ADVICE GROUP BENCHMARK 60 Handicap - 1200m



16 March 2024 - 17:55

Track Rating: Good 4, Weather: Fine, Rail Position: True

Section	Overall	1000m	800m	600m	400m	200m
Section Times	1:15.04 [7] (0:13.46)	1:01.58 [1] (0:11.44)	0:50.14 [2] (0:11.88)	0:38.26 [2] (0:12.22)	0:26.04 [3] (0:12.63)	0:13.41 [6] (0:13.41)
Average Speed [km/h]	53.5	63.2	61.1	59.0	57.2	53.6
Top Speed [km/h]	66.1	65.8	62.8	60.6	58.8	55.9
Avg. Dist. to Rail [m]	7.8	2.2	1.7	0.5	0.9	2.0
Avg. Stride Freq. [Hz]	2.4	2.5	2.5	2.5	2.5	2.3
Avg. Stride Length [m]	6.3	6.9	6.8	6.6	6.4	6.3



- [ ] Ranking at each section and finish
- .-.- No data available at this section
- NA No data available