



# Toowoomba QLD Professional

## Race 1: PRYDE'S EASIFEED Fillies and Mares Maiden Handicap - 1000m

16 March 2024 - 17:21



Track Rating: Good 4, Weather: Fine, Rail Position: True

Section		Overall									Last 600m		
Field Times		1:00.55 (0:14.04)									0:35.10 (0:11.83)		
		800m			600m			400m			200m		
		0:46.51 (0:11.41)			0:35.10 (0:11.65)			0:23.45 (0:11.62)			0:11.83 (0:11.83)		
Rank	TAB	Horse/Jockey	Barrier	Top Speed [km/h]	Fastest Section	Overall	800m	600m	400m	200m	Margin	Last 600m	Distance Travelled [m]
1	2	ARDERN Kirk Matheson	2	65.7	0:11.30	1:00.55 [1] (0:14.15)	0:46.40 [3] (0:11.30)	0:35.10 [1] (0:11.65)	0:23.45 [1] (0:11.62)	0:11.83 [1] (0:11.83)	1:00.55	0:35.10	
2	11	STELLER EAGLE Nathan Fazackerley	11	65.2	0:11.51	1:01.27 [2] (0:14.09)	0:47.18 [2] (0:11.51)	0:35.67 [4] (0:11.73)	0:23.94 [2] (0:11.70)	0:12.24 [2] (0:12.24)	4L	0:35.67	+7
3	13	JACKIEDOWNTHELINE Madeleine Wishart	13	67.0	0:11.45	1:01.83 [3] (0:14.04)	0:47.79 [1] (0:11.45)	0:36.34 [2] (0:11.91)	0:24.43 [4] (0:12.09)	0:12.34 [4] (0:12.34)	7.3L	0:36.34	+5
4	7	TOY DANDY Alisha Donald	7	64.7	0:11.43	1:01.93 [4] (0:14.44)	0:47.49 [5] (0:11.43)	0:36.06 [6] (0:11.77)	0:24.29 [6] (0:11.97)	0:12.32 [6] (0:12.32)	7.8L	0:36.06	+0
5	12	ATLANTIC LACE Kenji Yoshida	12	63.7	0:11.67	1:02.05 [5] (0:14.46)	0:47.59 [6] (0:11.67)	0:35.92 [8] (0:11.92)	0:24.00 [8] (0:11.69)	0:12.31 [7] (0:12.31)	8.3L	0:35.92	+10
6	6	MAN TALK Les Tilley	6	62.7	0:11.69	1:02.13 [6] (0:14.56)	0:47.57 [10] (0:11.69)	0:35.88 [10] (0:11.94)	0:23.94 [9] (0:11.95)	0:11.99 [9] (0:11.99)	8.7L	0:35.88	+2
7	9	SILVANNA'S SONG Nozi Tomizawa	9	64.9	0:11.37	1:02.23 [7] (0:14.21)	0:48.02 [4] (0:11.37)	0:36.65 [3] (0:11.87)	0:24.78 [5] (0:12.12)	0:12.66 [5] (0:12.66)	9.2L	0:36.65	-3
8	3	BOONAH FLASHER Savannah McCann	3	67.6	0:11.11	1:02.37 [8] (0:14.52)	0:47.85 [8] (0:11.11)	0:36.74 [5] (0:11.71)	0:25.03 [3] (0:12.10)	0:12.93 [3] (0:12.93)	10L	0:36.74	+6
9	10	SMASH 'N' GRAB Karl Zechner	10	65.0	0:11.50	1:02.50 [9] (0:14.47)	0:48.03 [7] (0:11.50)	0:36.53 [7] (0:11.88)	0:24.65 [7] (0:12.06)	0:12.59 [8] (0:12.59)	10.5L	0:36.53	+9
10	1	HERE TO GIVE Sophie Wilcock	1	62.4	0:11.60	1:03.16 [10] (0:14.55)	0:48.61 [9] (0:11.60)	0:37.01 [9] (0:12.37)	0:24.64 [10] (0:12.32)	0:12.32 [10] (0:12.32)	14.3L	0:37.01	-1

Scratched: Basil's Gift (#8), Honey Queen (#5)

Report Created: Sat 16 March 2024 17:37 GMT+10 (Note: Timing is based on position data)

Page 1/13

[ ] Ranking at each section and finish  
 -:-:- No data available at this section  
 NA No data available

SCN Saddle cloth number  
 DNF Did not finish  
 DNT Did not track

data processed by TRIPLESDATA



# Toowoomba QLD Professional

## Race 1: PRYDE'S EASIFEED Fillies and Mares Maiden Handicap - 1000m

16 March 2024 - 17:21



Track Rating: Good 4, Weather: Fine, Rail Position: True

Section		Overall	800m	600m	400m	200m	Last 600m					
Field Times		1:00.55 (0:14.04)	0:46.51 (0:11.41)	0:35.10 (0:11.65)	0:23.45 (0:11.62)	0:11.83 (0:11.83)	0:35.10					
Rank	TAB Horse/Jockey	Barrier	Top Speed [km/h]	Fastest Section	Margin					Distance Travelled [m]		
11	4 DIAMENDO Olivia Webb	4	64.2 Overall	0:11.44 800m	1:05.18 [11] (0:14.95)	0:50.23 [11] (0:11.44)	0:38.79 [11] (0:12.30)	0:26.49 [11] (0:12.67)	0:13.82 [11] (0:13.82)	26.1L	0:38.79	-1

Scratched: Basil's Gift (#8), Honey Queen (#5)



Horse/Jockey Name	Ardern
Final Rank	1
Fastest Section Time (Section)	0:11.30 (800m)
Top Speed [km/h] (Section)	65.7 (Overall)
Race State	Finished



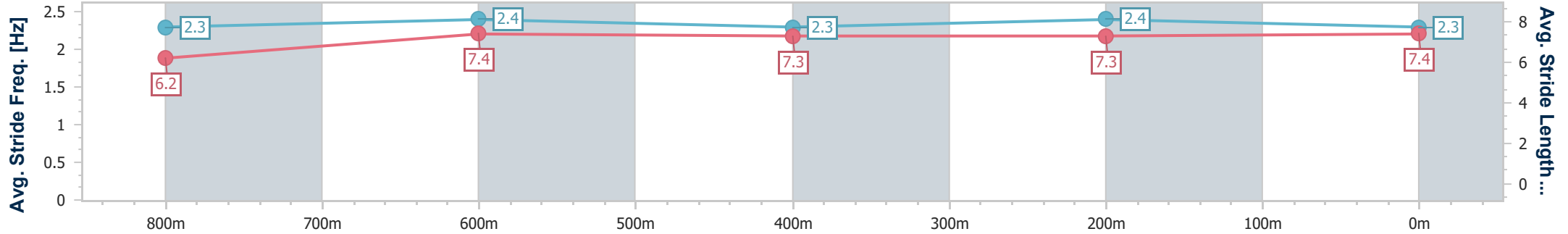
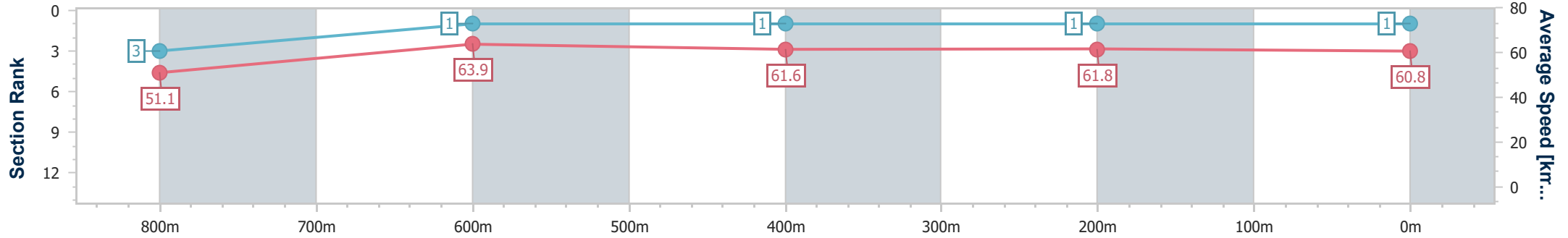
Toowoomba QLD Professional  
 Race 1: PRYDE'S EASIFEED Fillies and Mares Maiden Handicap - 1000m



16 March 2024 - 17:21

Track Rating: Good 4, Weather: Fine, Rail Position: True

Section	Overall	800m	600m	400m	200m
Section Times	1:00.55 [1] (0:14.15)	0:46.40 [3] (0:11.30)	0:35.10 [1] (0:11.65)	0:23.45 [1] (0:11.62)	0:11.83 [1] (0:11.83)
Average Speed [km/h]	51.1	63.9	61.6	61.8	60.8
Top Speed [km/h]	65.7	65.1	62.6	62.9	61.8
Avg. Dist. to Rail [m]	4.7	0.6	0.5	0.4	2.1
Avg. Stride Freq. [Hz]	2.3	2.4	2.3	2.4	2.3
Avg. Stride Length [m]	6.2	7.4	7.3	7.3	7.4



- [ ] Ranking at each section and finish
- .-.- No data available at this section
- NA No data available



Horse/Jockey Name	Steller Eagle
Final Rank	2
Fastest Section Time (Section)	0:11.51 (800m)
Top Speed [km/h] (Section)	65.2 (Overall)
Race State	Finished



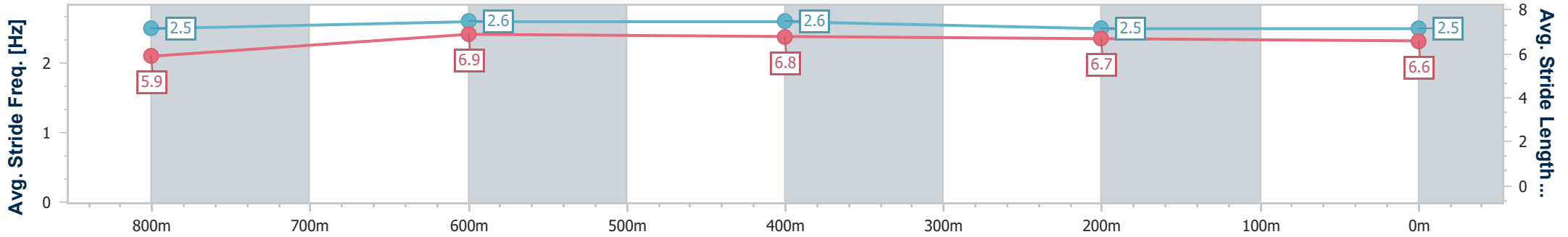
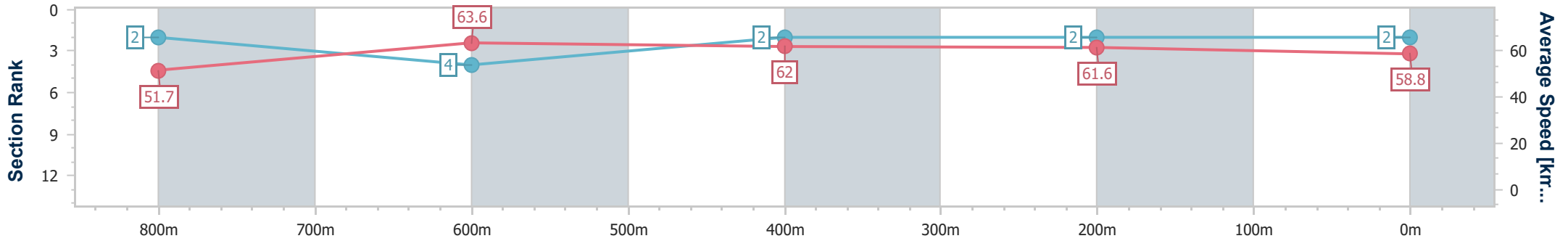
Toowoomba QLD Professional  
 Race 1: PRYDE'S EASIFEED Fillies and Mares Maiden  
 Handicap - 1000m



16 March 2024 - 17:21

Track Rating: Good 4, Weather: Fine, Rail Position: True

Section	Overall	800m	600m	400m	200m
Section Times	1:01.27 [2] (0:14.09)	0:47.18 [2] (0:11.51)	0:35.67 [4] (0:11.73)	0:23.94 [2] (0:11.70)	0:12.24 [2] (0:12.24)
Average Speed [km/h]	51.7	63.6	62.0	61.6	58.8
Top Speed [km/h]	65.2	65.0	63.7	62.9	60.6
Avg. Dist. to Rail [m]	9.5	3.2	2.0	0.6	0.9
Avg. Stride Freq. [Hz]	2.5	2.6	2.6	2.5	2.5
Avg. Stride Length [m]	5.9	6.9	6.8	6.7	6.6



- [ ] Ranking at each section and finish
- .-.- No data available at this section
- NA No data available



Horse/Jockey Name	Jackiedowntheline
Final Rank	3
Fastest Section Time (Section)	0:11.45 (800m)
Top Speed [km/h] (Section)	67.0 (800m)
Race State	Finished



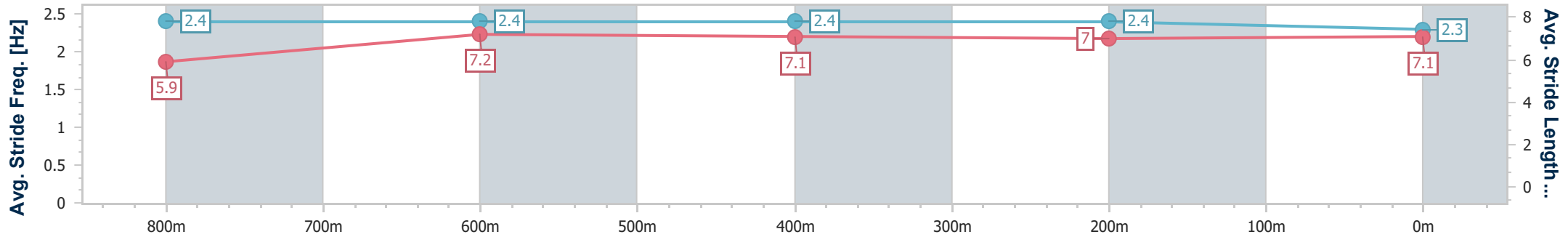
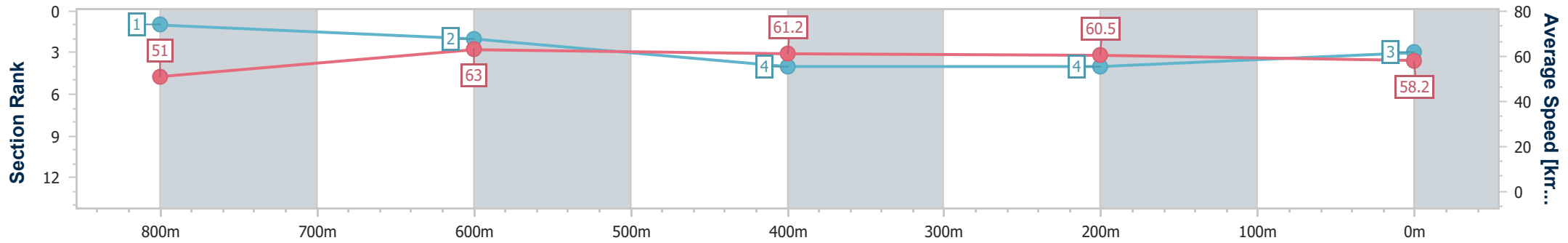
Toowoomba QLD Professional  
Race 1: PRYDE'S EASIFEED Fillies and Mares Maiden Handicap - 1000m



16 March 2024 - 17:21

Track Rating: Good 4, Weather: Fine, Rail Position: True

Section	Overall	800m	600m	400m	200m
Section Times	1:01.83 [3] (0:14.04)	0:47.79 [1] (0:11.45)	0:36.34 [2] (0:11.91)	0:24.43 [4] (0:12.09)	0:12.34 [4] (0:12.34)
Average Speed [km/h]	51.0	63.0	61.2	60.5	58.2
Top Speed [km/h]	63.7	67.0	62.5	61.5	59.9
Avg. Dist. to Rail [m]	1.5	1.3	2.6	3.4	1.6
Avg. Stride Freq. [Hz]	2.4	2.4	2.4	2.4	2.3
Avg. Stride Length [m]	5.9	7.2	7.1	7.0	7.1



- [ ] Ranking at each section and finish
- .-.- No data available at this section
- NA No data available



Horse/Jockey Name	Toy Dandy
Final Rank	4
Fastest Section Time (Section)	0:11.43 (800m)
Top Speed [km/h] (Section)	64.7 (800m)
Race State	Finished



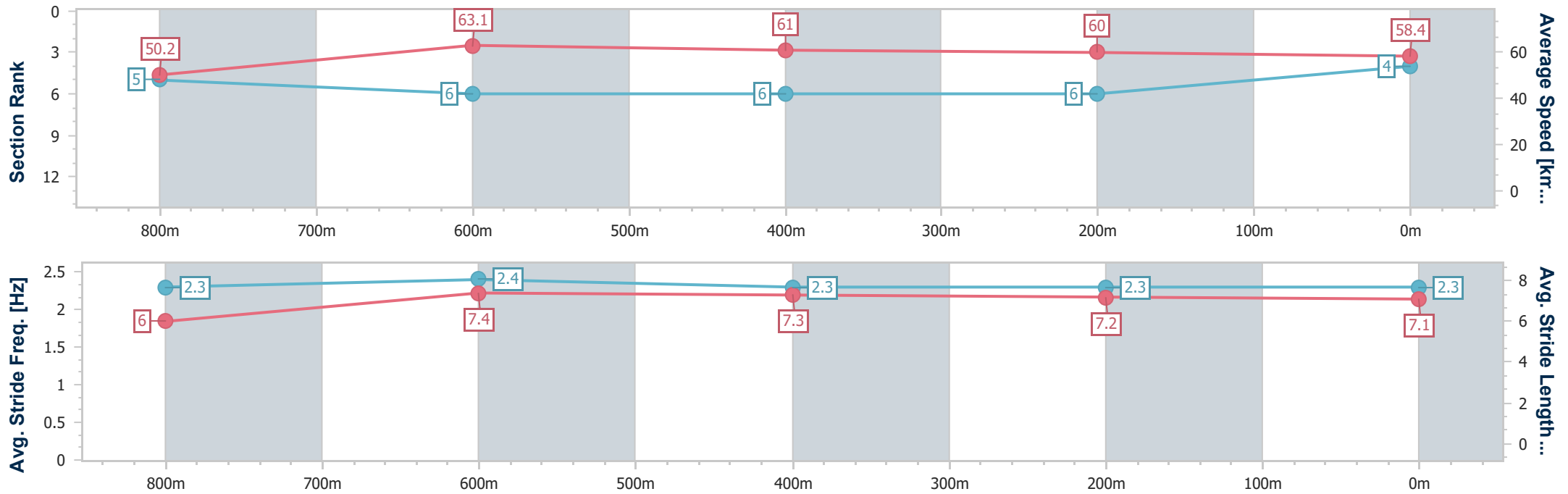
Toowoomba QLD Professional  
Race 1: PRYDE'S EASIFEED Fillies and Mares Maiden Handicap - 1000m



16 March 2024 - 17:21

Track Rating: Good 4, Weather: Fine, Rail Position: True

Section	Overall	800m	600m	400m	200m
Section Times	1:01.93 [4] (0:14.44)	0:47.49 [5] (0:11.43)	0:36.06 [6] (0:11.77)	0:24.29 [6] (0:11.97)	0:12.32 [6] (0:12.32)
Average Speed [km/h]	50.2	63.1	61.0	60.0	58.4
Top Speed [km/h]	64.1	64.7	61.9	61.0	58.8
Avg. Dist. to Rail [m]	5.7	0.5	0.4	0.7	0.5
Avg. Stride Freq. [Hz]	2.3	2.4	2.3	2.3	2.3
Avg. Stride Length [m]	6.0	7.4	7.3	7.2	7.1



- [ ] Ranking at each section and finish
- .-.- No data available at this section
- NA No data available



Horse/Jockey Name	Atlantic Lace
Final Rank	5
Fastest Section Time (Section)	0:11.67 (800m)
Top Speed [km/h] (Section)	63.7 (800m)
Race State	Finished



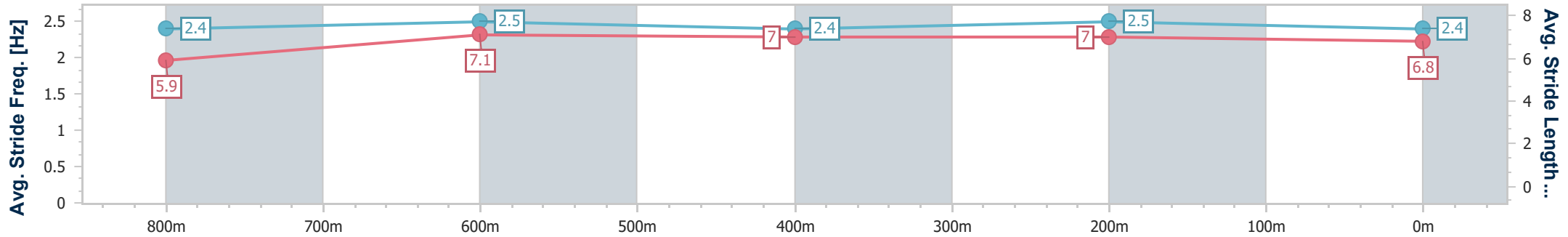
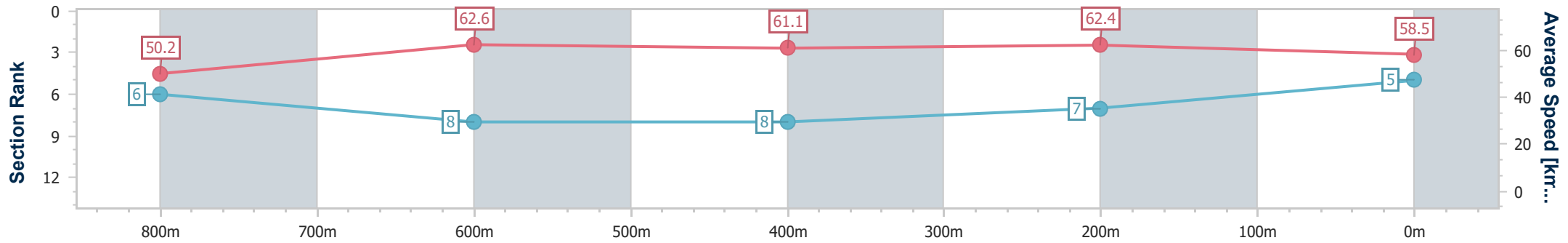
Toowoomba QLD Professional  
 Race 1: PRYDE'S EASIFEED Fillies and Mares Maiden Handicap - 1000m



16 March 2024 - 17:21

Track Rating: Good 4, Weather: Fine, Rail Position: True

Section	Overall	800m	600m	400m	200m
Section Times	1:02.05 [5] (0:14.46)	0:47.59 [6] (0:11.67)	0:35.92 [8] (0:11.92)	0:24.00 [8] (0:11.69)	0:12.31 [7] (0:12.31)
Average Speed [km/h]	50.2	62.6	61.1	62.4	58.5
Top Speed [km/h]	62.7	63.7	62.1	63.2	60.2
Avg. Dist. to Rail [m]	7.2	3.0	3.0	3.2	4.4
Avg. Stride Freq. [Hz]	2.4	2.5	2.4	2.5	2.4
Avg. Stride Length [m]	5.9	7.1	7.0	7.0	6.8



- [ ] Ranking at each section and finish
- .-.- No data available at this section
- NA No data available



Horse/Jockey Name	Man Talk
Final Rank	6
Fastest Section Time (Section)	0:11.69 (800m)
Top Speed [km/h] (Section)	62.7 (800m)
Race State	Finished



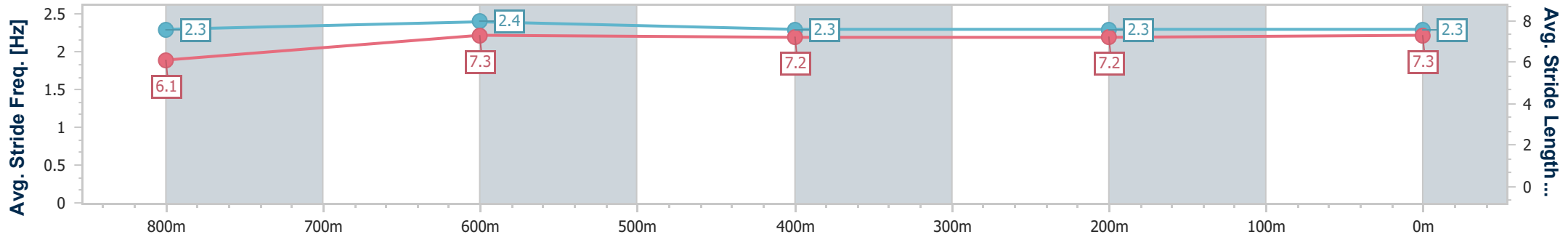
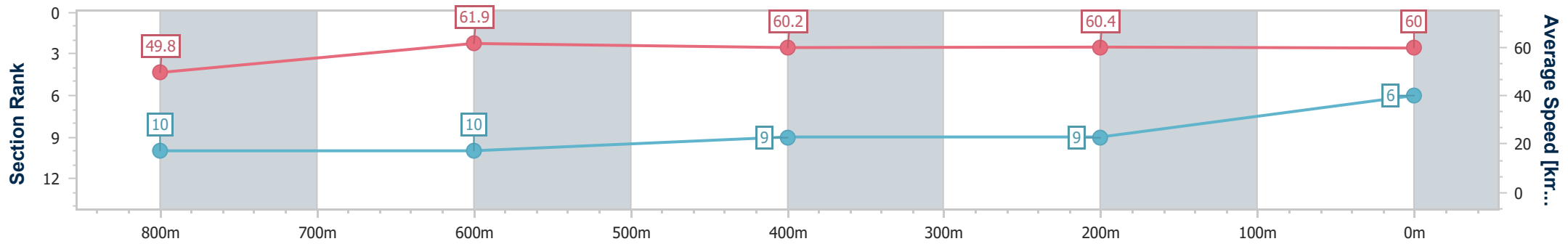
Toowoomba QLD Professional  
 Race 1: PRYDE'S EASIFEED Fillies and Mares Maiden Handicap - 1000m



16 March 2024 - 17:21

Track Rating: Good 4, Weather: Fine, Rail Position: True

Section	Overall	800m	600m	400m	200m
Section Times	1:02.13 [6] (0:14.56)	0:47.57 [10] (0:11.69)	0:35.88 [10] (0:11.94)	0:23.94 [9] (0:11.95)	0:11.99 [9] (0:11.99)
Average Speed [km/h]	49.8	61.9	60.2	60.4	60.0
Top Speed [km/h]	61.2	62.7	61.0	61.4	60.9
Avg. Dist. to Rail [m]	6.2	0.7	0.5	0.8	0.7
Avg. Stride Freq. [Hz]	2.3	2.4	2.3	2.3	2.3
Avg. Stride Length [m]	6.1	7.3	7.2	7.2	7.3



- [ ] Ranking at each section and finish
- .-.- No data available at this section
- NA No data available





Horse/Jockey Name	Silvanna's Song
Final Rank	7
Fastest Section Time (Section)	0:11.37 (800m)
Top Speed [km/h] (Section)	64.9 (800m)
Race State	Finished



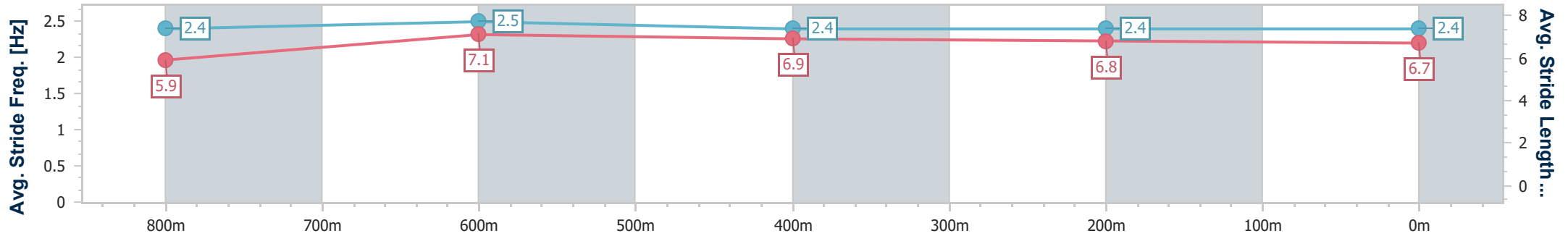
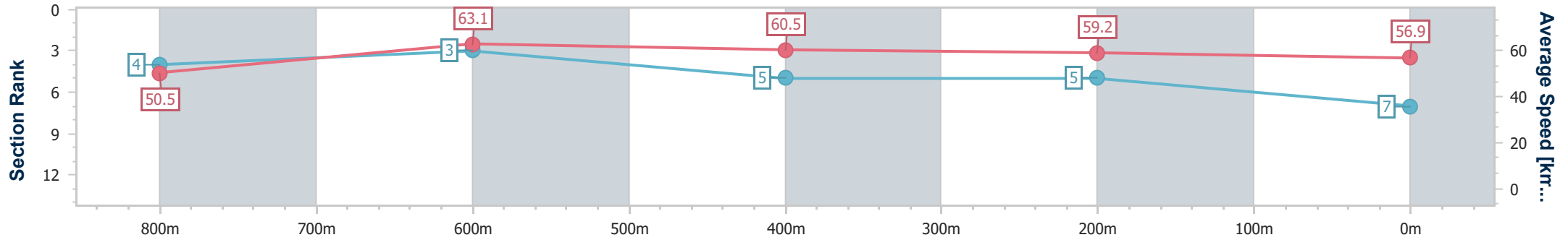
Toowoomba QLD Professional  
Race 1: PRYDE'S EASIFEED Fillies and Mares Maiden Handicap - 1000m



16 March 2024 - 17:21

Track Rating: Good 4, Weather: Fine, Rail Position: True

Section	Overall	800m	600m	400m	200m
Section Times	1:02.23 [7] (0:14.21)	0:48.02 [4] (0:11.37)	0:36.65 [3] (0:11.87)	0:24.78 [5] (0:12.12)	0:12.66 [5] (0:12.66)
Average Speed [km/h]	50.5	63.1	60.5	59.2	56.9
Top Speed [km/h]	64.7	64.9	62.3	61.0	57.6
Avg. Dist. to Rail [m]	2.5	1.1	0.6	0.5	1.3
Avg. Stride Freq. [Hz]	2.4	2.5	2.4	2.4	2.4
Avg. Stride Length [m]	5.9	7.1	6.9	6.8	6.7



- [ ] Ranking at each section and finish
- .-.- No data available at this section
- NA No data available



Horse/Jockey Name	Boonah Flasher
Final Rank	8
Fastest Section Time (Section)	0:11.11 (800m)
Top Speed [km/h] (Section)	67.6 (Overall)
Race State	Finished



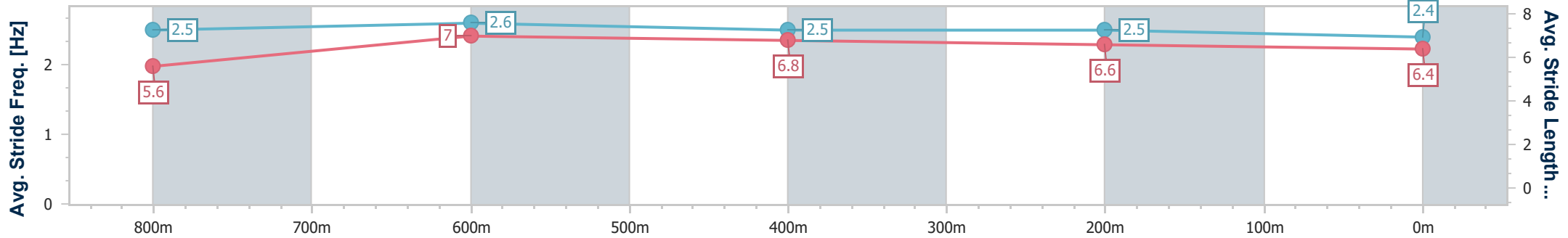
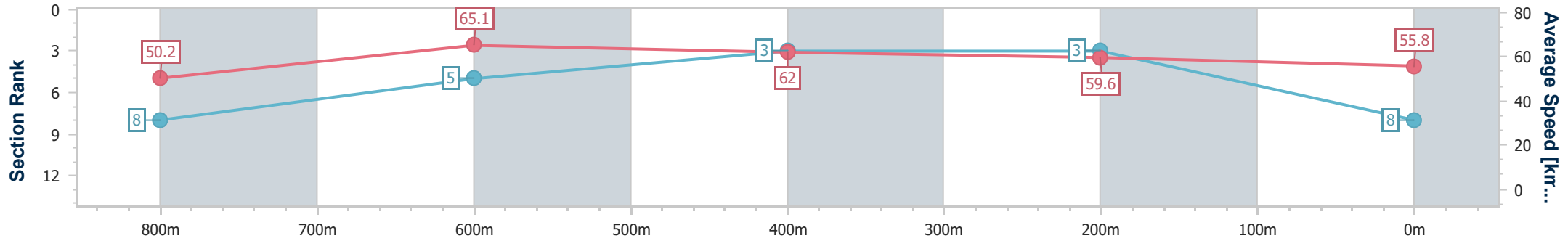
Toowoomba QLD Professional  
Race 1: PRYDE'S EASIFEED Fillies and Mares Maiden Handicap - 1000m



16 March 2024 - 17:21

Track Rating: Good 4, Weather: Fine, Rail Position: True

Section	Overall	800m	600m	400m	200m
Section Times	1:02.37 [8] (0:14.52)	0:47.85 [8] (0:11.11)	0:36.74 [5] (0:11.71)	0:25.03 [3] (0:12.10)	0:12.93 [3] (0:12.93)
Average Speed [km/h]	50.2	65.1	62.0	59.6	55.8
Top Speed [km/h]	67.6	67.4	64.3	61.2	58.1
Avg. Dist. to Rail [m]	9.9	1.2	1.6	0.8	1.3
Avg. Stride Freq. [Hz]	2.5	2.6	2.5	2.5	2.4
Avg. Stride Length [m]	5.6	7.0	6.8	6.6	6.4



- [ ] Ranking at each section and finish
- .-.- No data available at this section
- NA No data available



Horse/Jockey Name	Smash 'N' Grab
Final Rank	9
Fastest Section Time (Section)	0:11.50 (800m)
Top Speed [km/h] (Section)	65.0 (800m)
Race State	Finished



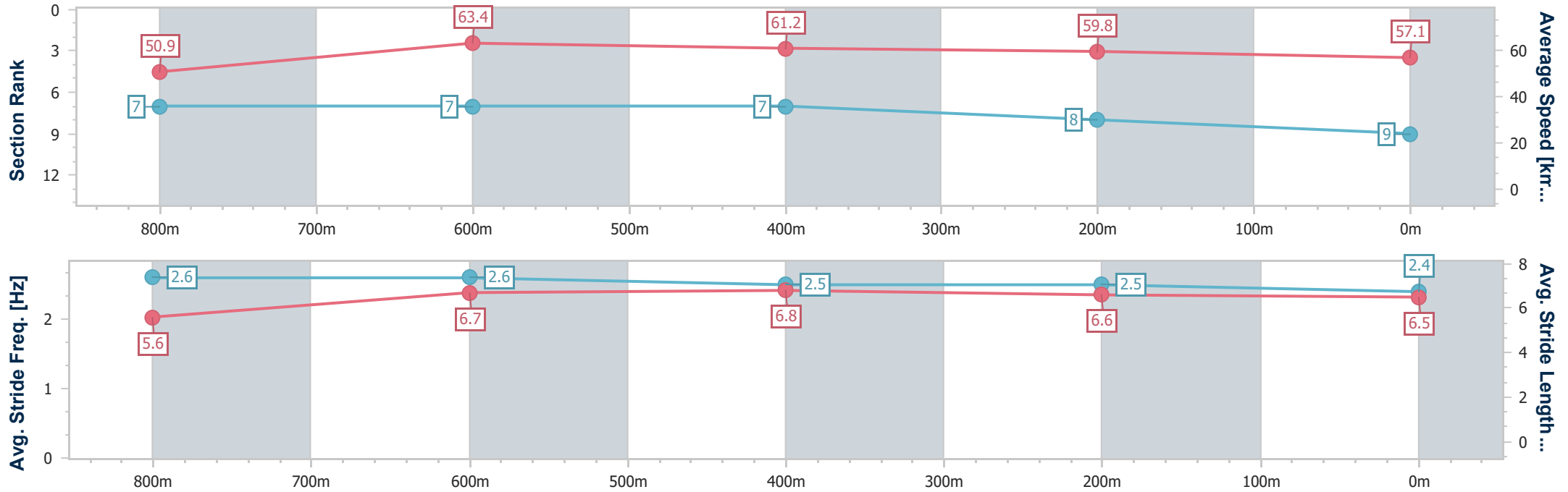
Toowoomba QLD Professional  
 Race 1: PRYDE'S EASIFEED Fillies and Mares Maiden Handicap - 1000m



16 March 2024 - 17:21

Track Rating: Good 4, Weather: Fine, Rail Position: True

Section	Overall	800m	600m	400m	200m
Section Times	1:02.50 [9] (0:14.47)	0:48.03 [7] (0:11.50)	0:36.53 [7] (0:11.88)	0:24.65 [7] (0:12.06)	0:12.59 [8] (0:12.59)
Average Speed [km/h]	50.9	63.4	61.2	59.8	57.1
Top Speed [km/h]	63.8	65.0	62.2	61.3	58.9
Avg. Dist. to Rail [m]	12.7	3.8	1.0	1.5	2.2
Avg. Stride Freq. [Hz]	2.6	2.6	2.5	2.5	2.4
Avg. Stride Length [m]	5.6	6.7	6.8	6.6	6.5



- [ ] Ranking at each section and finish
- .-.- No data available at this section
- NA No data available



Horse/Jockey Name	Here To Give
Final Rank	10
Fastest Section Time (Section)	0:11.60 (800m)
Top Speed [km/h] (Section)	62.4 (800m)
Race State	Finished



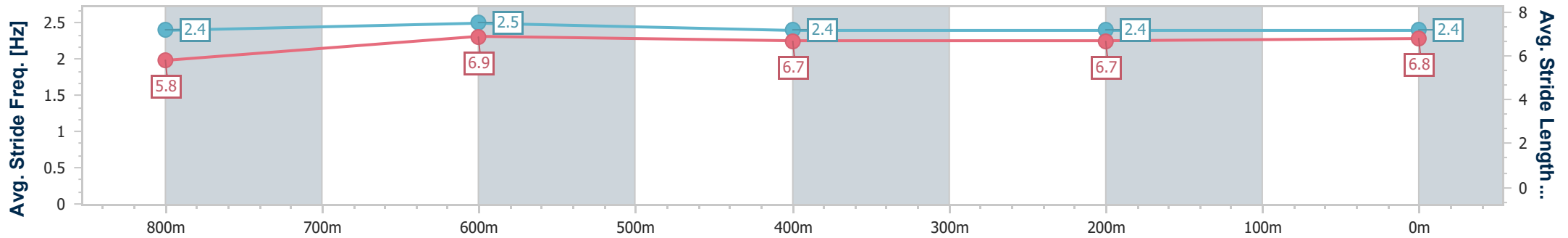
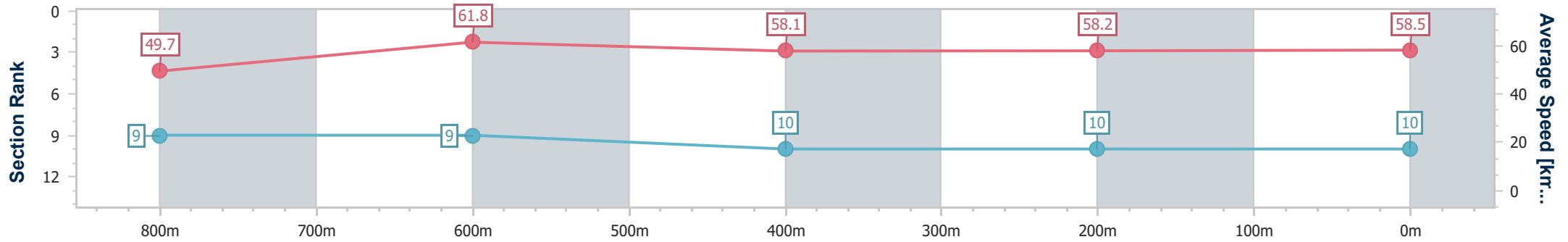
Toowoomba QLD Professional  
 Race 1: PRYDE'S EASIFEED Fillies and Mares Maiden  
 Handicap - 1000m



16 March 2024 - 17:21

Track Rating: Good 4, Weather: Fine, Rail Position: True

Section	Overall	800m	600m	400m	200m
Section Times	1:03.16 [10] (0:14.55)	0:48.61 [9] (0:11.60)	0:37.01 [9] (0:12.37)	0:24.64 [10] (0:12.32)	0:12.32 [10] (0:12.32)
Average Speed [km/h]	49.7	61.8	58.1	58.2	58.5
Top Speed [km/h]	62.3	62.4	59.8	59.7	59.5
Avg. Dist. to Rail [m]	4.1	1.1	0.4	0.4	1.5
Avg. Stride Freq. [Hz]	2.4	2.5	2.4	2.4	2.4
Avg. Stride Length [m]	5.8	6.9	6.7	6.7	6.8



- [ ] Ranking at each section and finish
- .-.- No data available at this section
- NA No data available



Horse/Jockey Name	Diamendo
Final Rank	11
Fastest Section Time (Section)	0:11.44 (800m)
Top Speed [km/h] (Section)	64.2 (Overall)
Race State	Finished



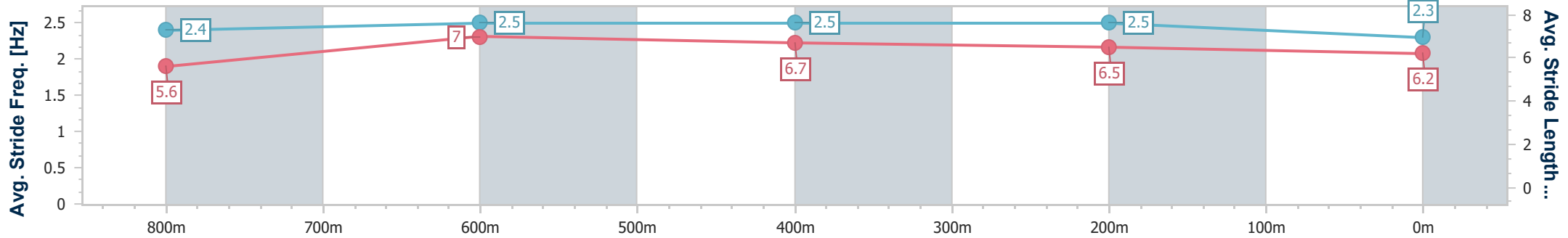
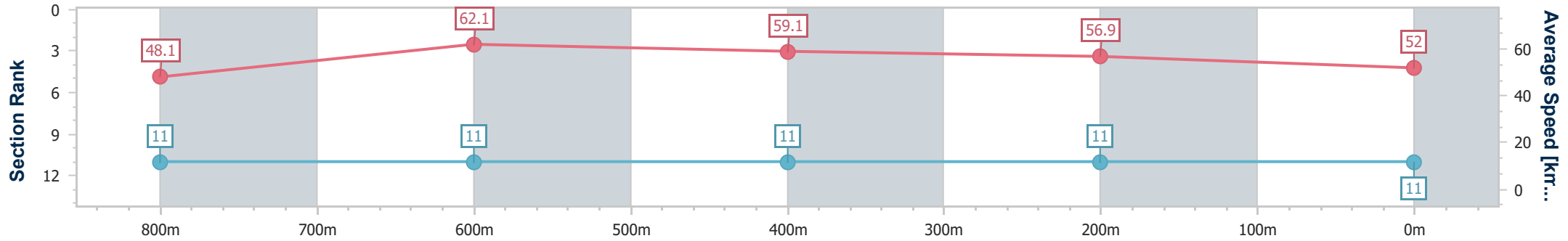
Toowoomba QLD Professional  
 Race 1: PRYDE'S EASIFEED Fillies and Mares Maiden  
 Handicap - 1000m



16 March 2024 - 17:21

Track Rating: Good 4, Weather: Fine, Rail Position: True

Section	Overall	800m	600m	400m	200m
Section Times	1:05.18 [11] (0:14.95)	0:50.23 [11] (0:11.44)	0:38.79 [11] (0:12.30)	0:26.49 [11] (0:12.67)	0:13.82 [11] (0:13.82)
Average Speed [km/h]	48.1	62.1	59.1	56.9	52.0
Top Speed [km/h]	64.2	64.2	61.3	58.9	55.1
Avg. Dist. to Rail [m]	4.4	2.6	1.8	0.9	1.2
Avg. Stride Freq. [Hz]	2.4	2.5	2.5	2.5	2.3
Avg. Stride Length [m]	5.6	7.0	6.7	6.5	6.2



- [ ] Ranking at each section and finish
- .-.- No data available at this section
- NA No data available