



Toowoomba QLD Professional

Race 1: PRYDE'S EASIFEED Fillies and Mares Maiden Handicap - 1000m

16 March 2024 - 17:21



Track Rating: Good 4, Weather: Fine, Rail Position: True

Section											Last 600m		
Field Times		Overall	800m	600m	400m	200m						0:35.10	
		1:00.55 (0:14.04)	0:46.51 (0:11.41)	0:35.10 (0:11.65)	0:23.45 (0:11.62)	0:11.83 (0:11.83)							
Rank	TAB	Horse/Jockey	Barrier	Top Speed [km/h]	Fastest Section						Margin	Distance Travelled [m]	
1	2	ARDERN Kirk Matheson	2	65.7 Overall	0:11.30 800m	1:00.55 [1] (0:14.15)	0:46.40 [3] (0:11.30)	0:35.10 [1] (0:11.65)	0:23.45 [1] (0:11.62)	0:11.83 [1] (0:11.83)	1:00.55	0:35.10	
2	11	STELLER EAGLE Nathan Fazackerley	11	65.2 Overall	0:11.51 800m	1:01.27 [2] (0:14.09)	0:47.18 [2] (0:11.51)	0:35.67 [4] (0:11.73)	0:23.94 [2] (0:11.70)	0:12.24 [2] (0:12.24)	4L	0:35.67	+7
3	13	JACKIEDOWNTHELINE Madeleine Wishart	13	67.0 800m	0:11.45 800m	1:01.83 [3] (0:14.04)	0:47.79 [1] (0:11.45)	0:36.34 [2] (0:11.91)	0:24.43 [4] (0:12.09)	0:12.34 [4] (0:12.34)	7.3L	0:36.34	+5
4	7	TOY DANDY Alisha Donald	7	64.7 800m	0:11.43 800m	1:01.93 [4] (0:14.44)	0:47.49 [5] (0:11.43)	0:36.06 [6] (0:11.77)	0:24.29 [6] (0:11.97)	0:12.32 [6] (0:12.32)	7.8L	0:36.06	+0
5	12	ATLANTIC LACE Kenji Yoshida	12	63.7 800m	0:11.67 800m	1:02.05 [5] (0:14.46)	0:47.59 [6] (0:11.67)	0:35.92 [8] (0:11.92)	0:24.00 [8] (0:11.69)	0:12.31 [7] (0:12.31)	8.3L	0:35.92	+10
6	6	MAN TALK Les Tilley	6	62.7 800m	0:11.69 800m	1:02.13 [6] (0:14.56)	0:47.57 [10] (0:11.69)	0:35.88 [10] (0:11.94)	0:23.94 [9] (0:11.95)	0:11.99 [9] (0:11.99)	8.7L	0:35.88	+2
7	9	SILVANNA'S SONG Nozi Tomizawa	9	64.9 800m	0:11.37 800m	1:02.23 [7] (0:14.21)	0:48.02 [4] (0:11.37)	0:36.65 [3] (0:11.87)	0:24.78 [5] (0:12.12)	0:12.66 [5] (0:12.66)	9.2L	0:36.65	-3
8	3	BOONAH FLASHER Savannah McCann	3	67.6 Overall	0:11.11 800m	1:02.37 [8] (0:14.52)	0:47.85 [8] (0:11.11)	0:36.74 [5] (0:11.71)	0:25.03 [3] (0:12.10)	0:12.93 [3] (0:12.93)	10L	0:36.74	+6
9	10	SMASH 'N' GRAB Karl Zechner	10	65.0 800m	0:11.50 800m	1:02.50 [9] (0:14.47)	0:48.03 [7] (0:11.50)	0:36.53 [7] (0:11.88)	0:24.65 [7] (0:12.06)	0:12.59 [8] (0:12.59)	10.5L	0:36.53	+9
10	1	HERE TO GIVE Sophie Wilcock	1	62.4 800m	0:11.60 800m	1:03.16 [10] (0:14.55)	0:48.61 [9] (0:11.60)	0:37.01 [9] (0:12.37)	0:24.64 [10] (0:12.32)	0:12.32 [10] (0:12.32)	14.3L	0:37.01	-1

Scratched: Basil's Gift (#8), Honey Queen (#5)

[] Ranking at each section and finish
 -:-:- No data available at this section
 NA No data available

SCN Saddle cloth number
 DNF Did not finish
 DNT Did not track



Toowoomba QLD Professional

Race 1: PRYDE'S EASIFEED Fillies and Mares Maiden Handicap - 1000m

16 March 2024 - 17:21



Track Rating: Good 4, Weather: Fine, Rail Position: True

Section	Overall	800m	600m	400m	200m	Last 600m
Field Times	1:00.55 (0:14.04)	0:46.51 (0:11.41)	0:35.10 (0:11.65)	0:23.45 (0:11.62)	0:11.83 (0:11.83)	0:35.10

Rank	TAB	Horse/Jockey	Barrier	Top Speed [km/h]	Fastest Section	Margin	Distance Travelled [m]
11	4	DIAMENDO	4	64.2	0:11.44	26.1L	-1
		Olivia Webb		Overall	800m		
					1:05.18 [11]		
					0:50.23 [11]		
					0:38.79 [11]		
					0:26.49 [11]		
					0:13.82 [11]		
					(0:14.95)		
					(0:11.44)		
					(0:12.30)		
					(0:12.67)		
					(0:13.82)		

Scratched: Basil's Gift (#8), Honey Queen (#5)

[] Ranking at each section and finish
 -:-:- No data available at this section
 NA No data available

SCN Saddle cloth number
 DNF Did not finish
 DNT Did not track



Horse/Jockey Name	Ardern
Final Rank	1
Fastest Section Time (Section)	0:11.30 (800m)
Top Speed [km/h] (Section)	65.7 (Overall)
Race State	Finished



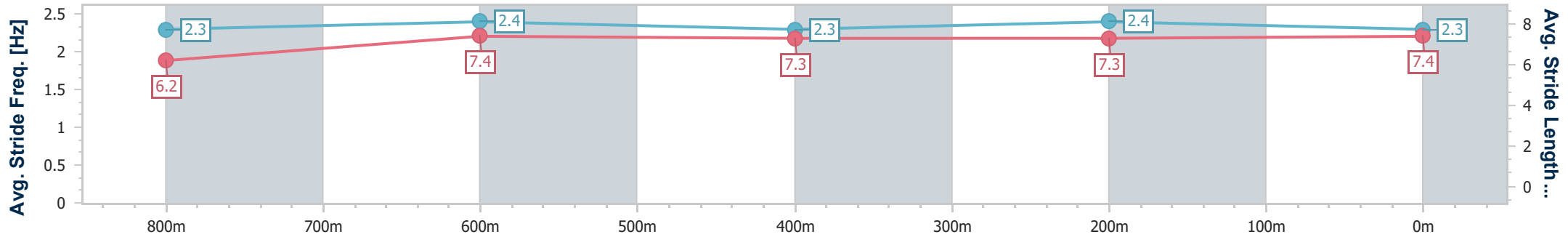
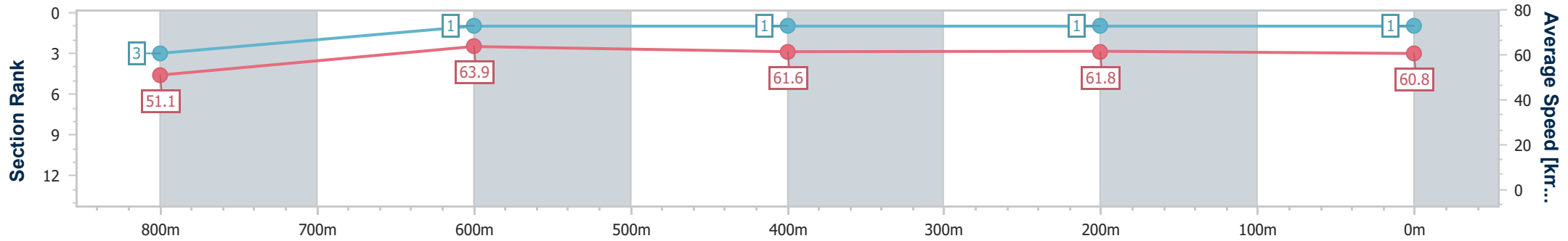
Toowoomba QLD Professional
 Race 1: PRYDE'S EASIFEED Fillies and Mares Maiden Handicap - 1000m



16 March 2024 - 17:21

Track Rating: Good 4, Weather: Fine, Rail Position: True

Section	Overall	800m	600m	400m	200m
Section Times	1:00.55 [1] (0:14.15)	0:46.40 [3] (0:11.30)	0:35.10 [1] (0:11.65)	0:23.45 [1] (0:11.62)	0:11.83 [1] (0:11.83)
Average Speed [km/h]	51.1	63.9	61.6	61.8	60.8
Top Speed [km/h]	65.7	65.1	62.6	62.9	61.8
Avg. Dist. to Rail [m]	4.7	0.6	0.5	0.4	2.1
Avg. Stride Freq. [Hz]	2.3	2.4	2.3	2.4	2.3
Avg. Stride Length [m]	6.2	7.4	7.3	7.3	7.4



- [] Ranking at each section and finish
- .-.- No data available at this section
- NA No data available



Horse/Jockey Name	Steller Eagle
Final Rank	2
Fastest Section Time (Section)	0:11.51 (800m)
Top Speed [km/h] (Section)	65.2 (Overall)
Race State	Finished



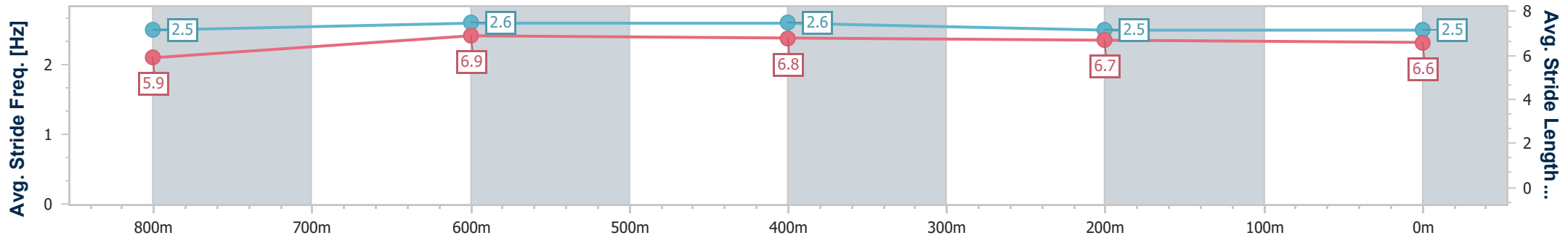
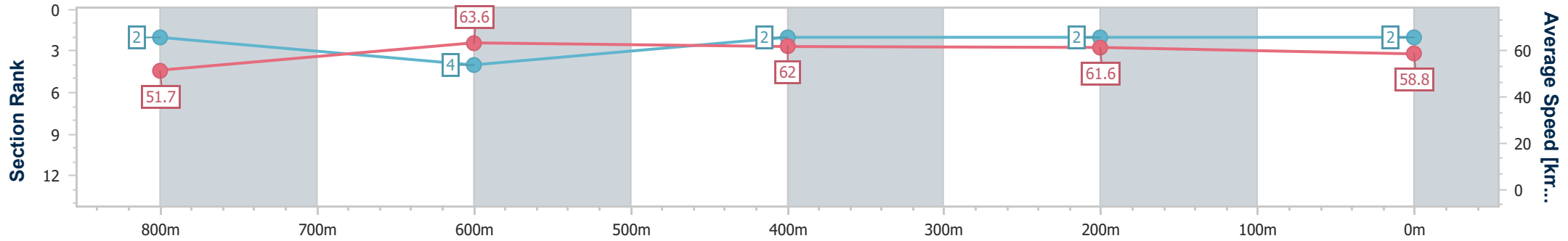
Toowoomba QLD Professional
 Race 1: PRYDE'S EASIFEED Fillies and Mares Maiden
 Handicap - 1000m



16 March 2024 - 17:21

Track Rating: Good 4, Weather: Fine, Rail Position: True

Section	Overall	800m	600m	400m	200m
Section Times	1:01.27 [2] (0:14.09)	0:47.18 [2] (0:11.51)	0:35.67 [4] (0:11.73)	0:23.94 [2] (0:11.70)	0:12.24 [2] (0:12.24)
Average Speed [km/h]	51.7	63.6	62.0	61.6	58.8
Top Speed [km/h]	65.2	65.0	63.7	62.9	60.6
Avg. Dist. to Rail [m]	9.5	3.2	2.0	0.6	0.9
Avg. Stride Freq. [Hz]	2.5	2.6	2.6	2.5	2.5
Avg. Stride Length [m]	5.9	6.9	6.8	6.7	6.6



- [] Ranking at each section and finish
- .-.- No data available at this section
- NA No data available



Horse/Jockey Name	Jackiedowntheline
Final Rank	3
Fastest Section Time (Section)	0:11.45 (800m)
Top Speed [km/h] (Section)	67.0 (800m)
Race State	Finished



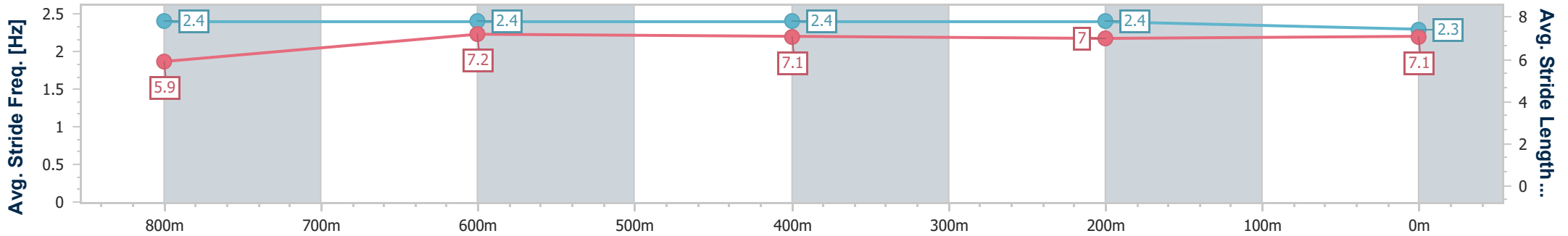
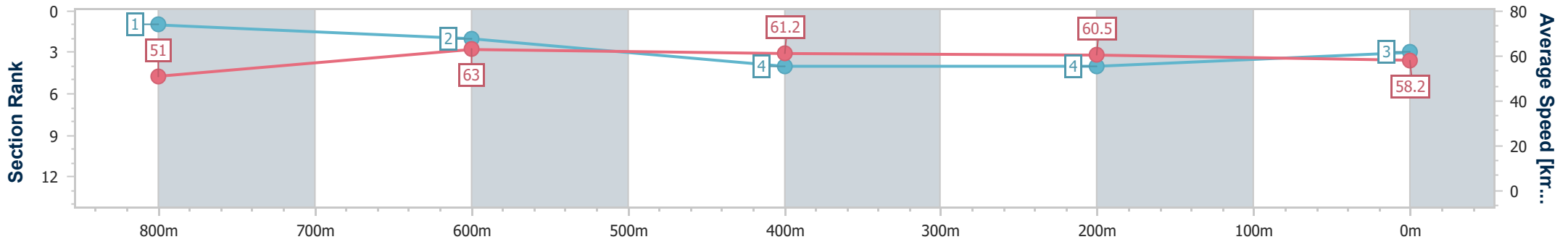
Toowoomba QLD Professional
 Race 1: PRYDE'S EASIFEED Fillies and Mares Maiden Handicap - 1000m



16 March 2024 - 17:21

Track Rating: Good 4, Weather: Fine, Rail Position: True

Section	Overall	800m	600m	400m	200m
Section Times	1:01.83 [3] (0:14.04)	0:47.79 [1] (0:11.45)	0:36.34 [2] (0:11.91)	0:24.43 [4] (0:12.09)	0:12.34 [4] (0:12.34)
Average Speed [km/h]	51.0	63.0	61.2	60.5	58.2
Top Speed [km/h]	63.7	67.0	62.5	61.5	59.9
Avg. Dist. to Rail [m]	1.5	1.3	2.6	3.4	1.6
Avg. Stride Freq. [Hz]	2.4	2.4	2.4	2.4	2.3
Avg. Stride Length [m]	5.9	7.2	7.1	7.0	7.1



- [] Ranking at each section and finish
- .-.- No data available at this section
- NA No data available



Horse/Jockey Name	Toy Dandy
Final Rank	4
Fastest Section Time (Section)	0:11.43 (800m)
Top Speed [km/h] (Section)	64.7 (800m)
Race State	Finished



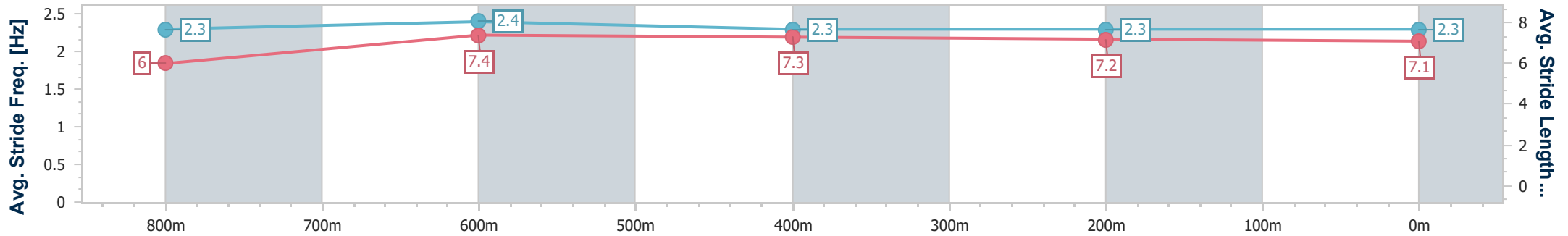
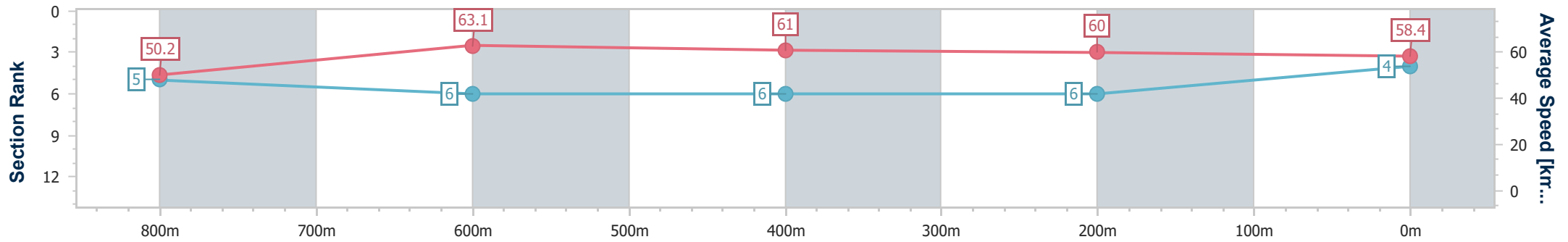
Toowoomba QLD Professional
 Race 1: PRYDE'S EASIFEED Fillies and Mares Maiden Handicap - 1000m



16 March 2024 - 17:21

Track Rating: Good 4, Weather: Fine, Rail Position: True

Section	Overall	800m	600m	400m	200m
Section Times	1:01.93 [4] (0:14.44)	0:47.49 [5] (0:11.43)	0:36.06 [6] (0:11.77)	0:24.29 [6] (0:11.97)	0:12.32 [6] (0:12.32)
Average Speed [km/h]	50.2	63.1	61.0	60.0	58.4
Top Speed [km/h]	64.1	64.7	61.9	61.0	58.8
Avg. Dist. to Rail [m]	5.7	0.5	0.4	0.7	0.5
Avg. Stride Freq. [Hz]	2.3	2.4	2.3	2.3	2.3
Avg. Stride Length [m]	6.0	7.4	7.3	7.2	7.1



- [] Ranking at each section and finish
- .-.- No data available at this section
- NA No data available



Horse/Jockey Name	Atlantic Lace
Final Rank	5
Fastest Section Time (Section)	0:11.67 (800m)
Top Speed [km/h] (Section)	63.7 (800m)
Race State	Finished



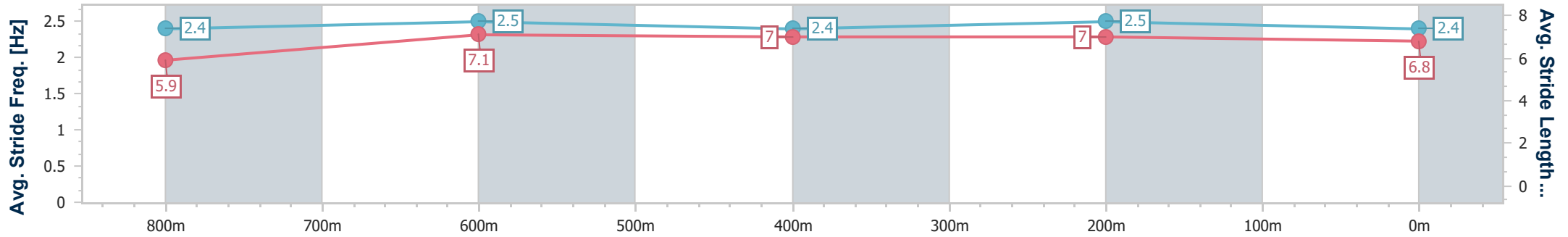
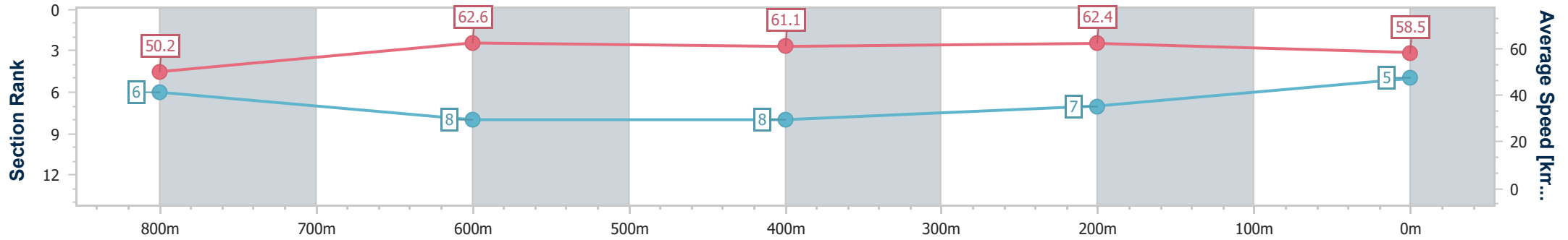
Toowoomba QLD Professional
 Race 1: PRYDE'S EASIFEED Fillies and Mares Maiden Handicap - 1000m



16 March 2024 - 17:21

Track Rating: Good 4, Weather: Fine, Rail Position: True

Section	Overall	800m	600m	400m	200m
Section Times	1:02.05 [5] (0:14.46)	0:47.59 [6] (0:11.67)	0:35.92 [8] (0:11.92)	0:24.00 [8] (0:11.69)	0:12.31 [7] (0:12.31)
Average Speed [km/h]	50.2	62.6	61.1	62.4	58.5
Top Speed [km/h]	62.7	63.7	62.1	63.2	60.2
Avg. Dist. to Rail [m]	7.2	3.0	3.0	3.2	4.4
Avg. Stride Freq. [Hz]	2.4	2.5	2.4	2.5	2.4
Avg. Stride Length [m]	5.9	7.1	7.0	7.0	6.8



- [] Ranking at each section and finish
- .-.- No data available at this section
- NA No data available



Horse/Jockey Name	Man Talk
Final Rank	6
Fastest Section Time (Section)	0:11.69 (800m)
Top Speed [km/h] (Section)	62.7 (800m)
Race State	Finished



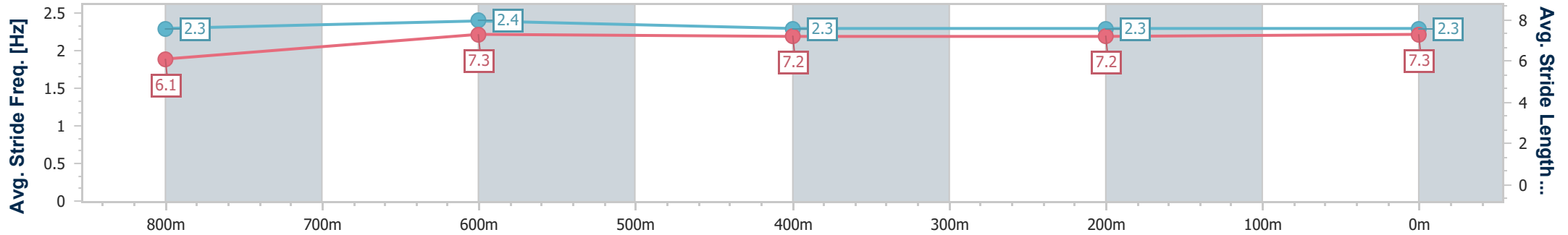
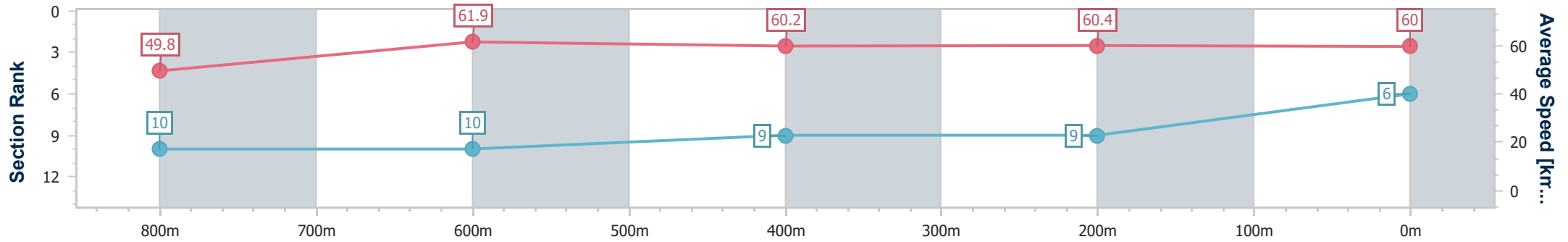
Toowoomba QLD Professional
Race 1: PRYDE'S EASIFEED Fillies and Mares Maiden Handicap - 1000m



16 March 2024 - 17:21

Track Rating: Good 4, Weather: Fine, Rail Position: True

Section	Overall	800m	600m	400m	200m
Section Times	1:02.13 [6] (0:14.56)	0:47.57 [10] (0:11.69)	0:35.88 [10] (0:11.94)	0:23.94 [9] (0:11.95)	0:11.99 [9] (0:11.99)
Average Speed [km/h]	49.8	61.9	60.2	60.4	60.0
Top Speed [km/h]	61.2	62.7	61.0	61.4	60.9
Avg. Dist. to Rail [m]	6.2	0.7	0.5	0.8	0.7
Avg. Stride Freq. [Hz]	2.3	2.4	2.3	2.3	2.3
Avg. Stride Length [m]	6.1	7.3	7.2	7.2	7.3



- [] Ranking at each section and finish
- .-.- No data available at this section
- NA No data available



Horse/Jockey Name	Silvanna's Song
Final Rank	7
Fastest Section Time (Section)	0:11.37 (800m)
Top Speed [km/h] (Section)	64.9 (800m)
Race State	Finished



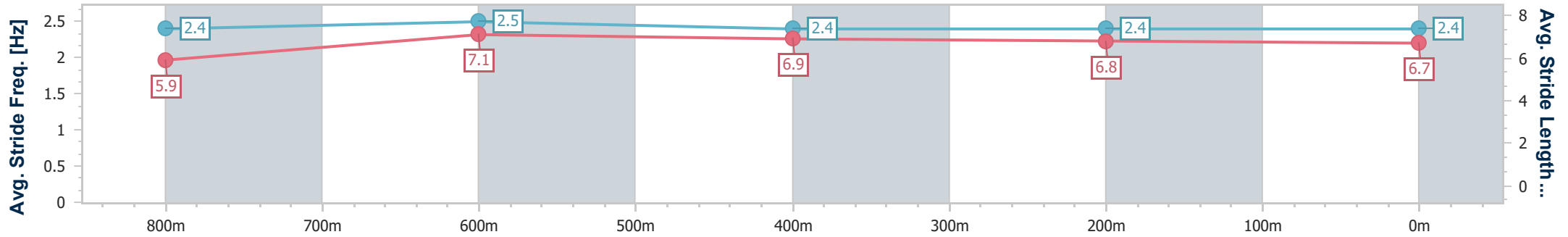
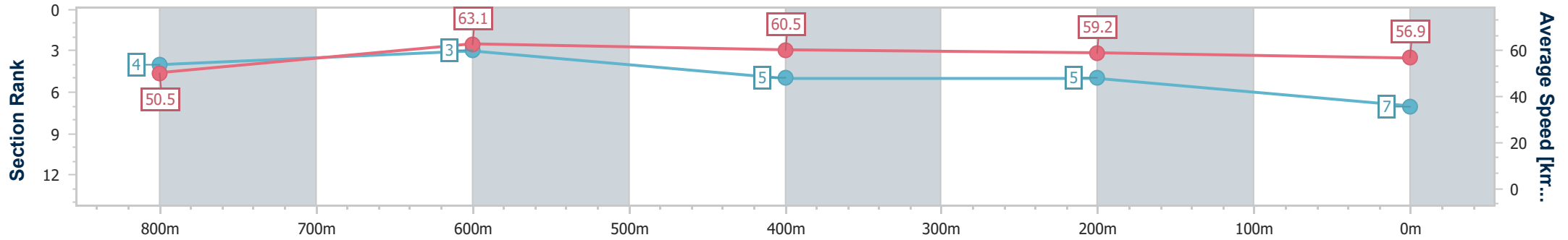
Toowoomba QLD Professional
Race 1: PRYDE'S EASIFEED Fillies and Mares Maiden Handicap - 1000m



16 March 2024 - 17:21

Track Rating: Good 4, Weather: Fine, Rail Position: True

Section	Overall	800m	600m	400m	200m
Section Times	1:02.23 [7] (0:14.21)	0:48.02 [4] (0:11.37)	0:36.65 [3] (0:11.87)	0:24.78 [5] (0:12.12)	0:12.66 [5] (0:12.66)
Average Speed [km/h]	50.5	63.1	60.5	59.2	56.9
Top Speed [km/h]	64.7	64.9	62.3	61.0	57.6
Avg. Dist. to Rail [m]	2.5	1.1	0.6	0.5	1.3
Avg. Stride Freq. [Hz]	2.4	2.5	2.4	2.4	2.4
Avg. Stride Length [m]	5.9	7.1	6.9	6.8	6.7



- [] Ranking at each section and finish
- .-.- No data available at this section
- NA No data available



Horse/Jockey Name	Boonah Flasher
Final Rank	8
Fastest Section Time (Section)	0:11.11 (800m)
Top Speed [km/h] (Section)	67.6 (Overall)
Race State	Finished



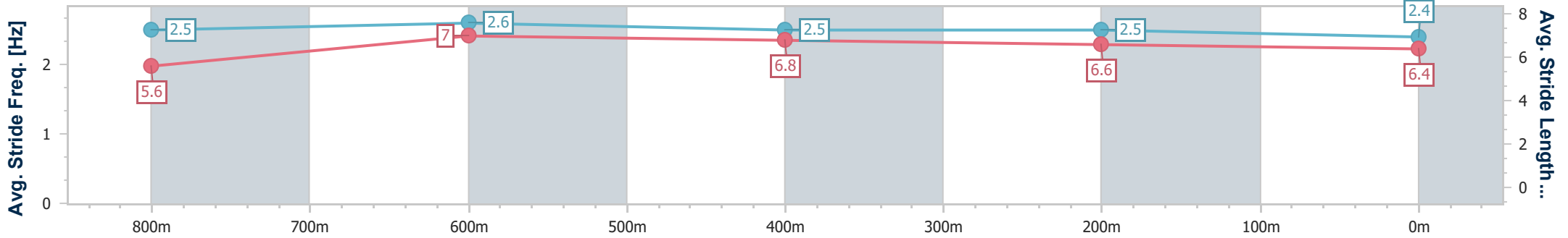
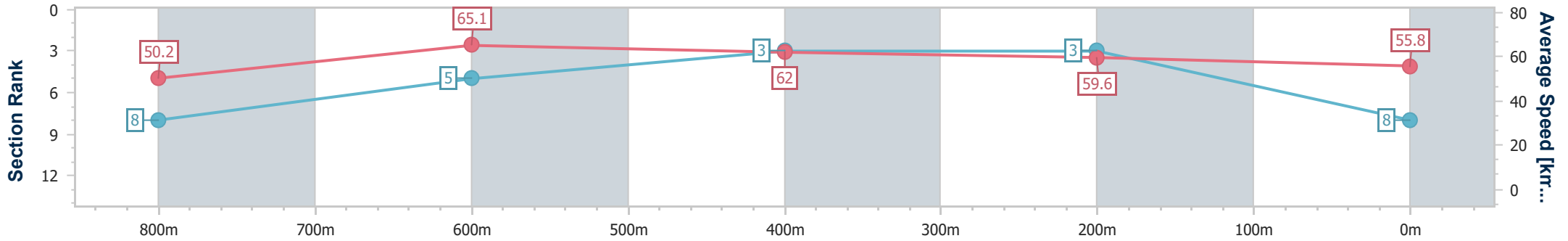
Toowoomba QLD Professional
 Race 1: PRYDE'S EASIFEED Fillies and Mares Maiden
 Handicap - 1000m



16 March 2024 - 17:21

Track Rating: Good 4, Weather: Fine, Rail Position: True

Section	Overall	800m	600m	400m	200m
Section Times	1:02.37 [8] (0:14.52)	0:47.85 [8] (0:11.11)	0:36.74 [5] (0:11.71)	0:25.03 [3] (0:12.10)	0:12.93 [3] (0:12.93)
Average Speed [km/h]	50.2	65.1	62.0	59.6	55.8
Top Speed [km/h]	67.6	67.4	64.3	61.2	58.1
Avg. Dist. to Rail [m]	9.9	1.2	1.6	0.8	1.3
Avg. Stride Freq. [Hz]	2.5	2.6	2.5	2.5	2.4
Avg. Stride Length [m]	5.6	7.0	6.8	6.6	6.4



- [] Ranking at each section and finish
- .-.- No data available at this section
- NA No data available



Horse/Jockey Name	Smash 'N' Grab
Final Rank	9
Fastest Section Time (Section)	0:11.50 (800m)
Top Speed [km/h] (Section)	65.0 (800m)
Race State	Finished



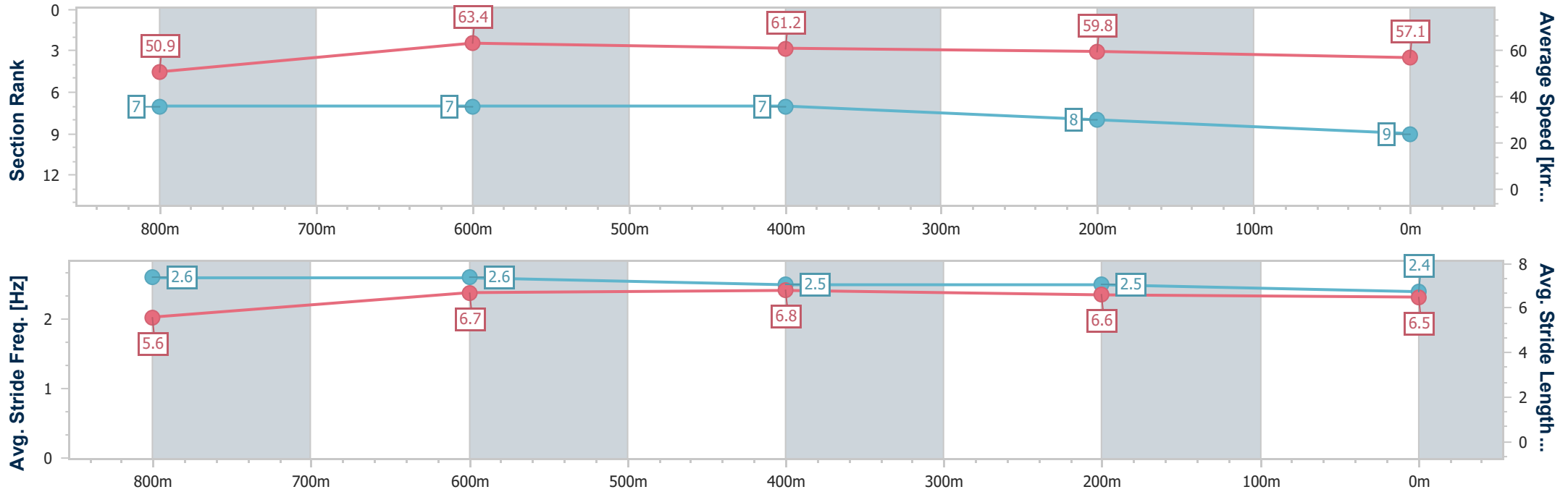
Toowoomba QLD Professional
 Race 1: PRYDE'S EASIFEED Fillies and Mares Maiden
 Handicap - 1000m



16 March 2024 - 17:21

Track Rating: Good 4, Weather: Fine, Rail Position: True

Section	Overall	800m	600m	400m	200m
Section Times	1:02.50 [9] (0:14.47)	0:48.03 [7] (0:11.50)	0:36.53 [7] (0:11.88)	0:24.65 [7] (0:12.06)	0:12.59 [8] (0:12.59)
Average Speed [km/h]	50.9	63.4	61.2	59.8	57.1
Top Speed [km/h]	63.8	65.0	62.2	61.3	58.9
Avg. Dist. to Rail [m]	12.7	3.8	1.0	1.5	2.2
Avg. Stride Freq. [Hz]	2.6	2.6	2.5	2.5	2.4
Avg. Stride Length [m]	5.6	6.7	6.8	6.6	6.5



- [] Ranking at each section and finish
- .-.- No data available at this section
- NA No data available



Horse/Jockey Name	Here To Give
Final Rank	10
Fastest Section Time (Section)	0:11.60 (800m)
Top Speed [km/h] (Section)	62.4 (800m)
Race State	Finished



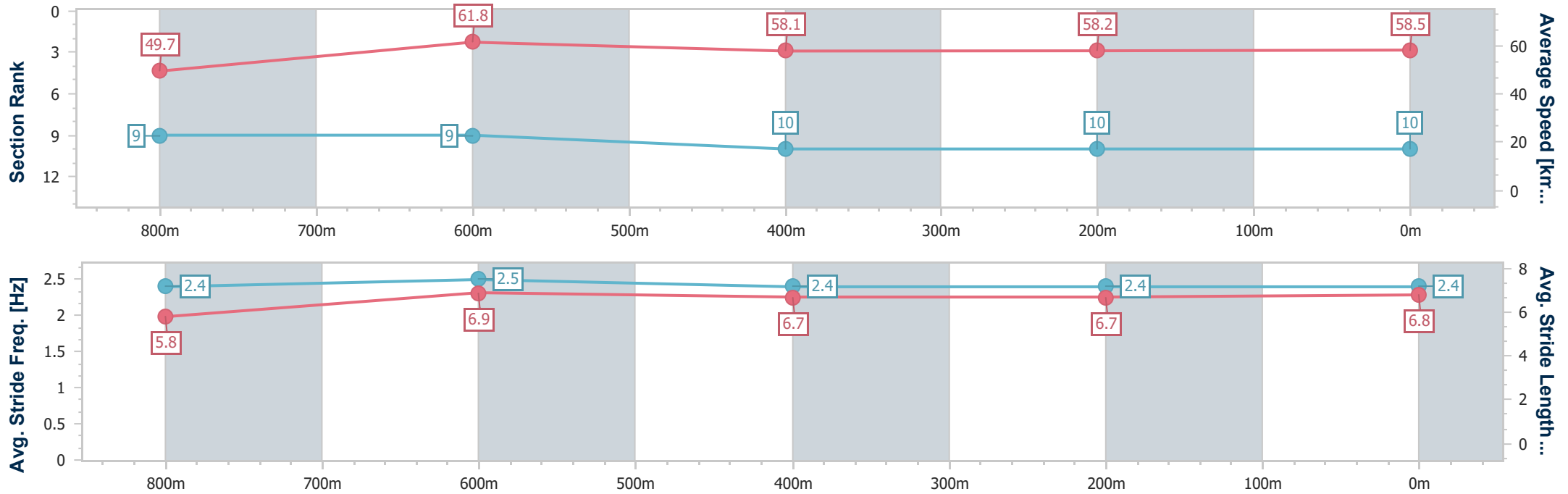
Toowoomba QLD Professional
 Race 1: PRYDE'S EASIFEED Fillies and Mares Maiden
 Handicap - 1000m



16 March 2024 - 17:21

Track Rating: Good 4, Weather: Fine, Rail Position: True

Section	Overall	800m	600m	400m	200m
Section Times	1:03.16 [10] (0:14.55)	0:48.61 [9] (0:11.60)	0:37.01 [9] (0:12.37)	0:24.64 [10] (0:12.32)	0:12.32 [10] (0:12.32)
Average Speed [km/h]	49.7	61.8	58.1	58.2	58.5
Top Speed [km/h]	62.3	62.4	59.8	59.7	59.5
Avg. Dist. to Rail [m]	4.1	1.1	0.4	0.4	1.5
Avg. Stride Freq. [Hz]	2.4	2.5	2.4	2.4	2.4
Avg. Stride Length [m]	5.8	6.9	6.7	6.7	6.8



- [] Ranking at each section and finish
- .-.- No data available at this section
- NA No data available



Horse/Jockey Name	Diamendo
Final Rank	11
Fastest Section Time (Section)	0:11.44 (800m)
Top Speed [km/h] (Section)	64.2 (Overall)
Race State	Finished



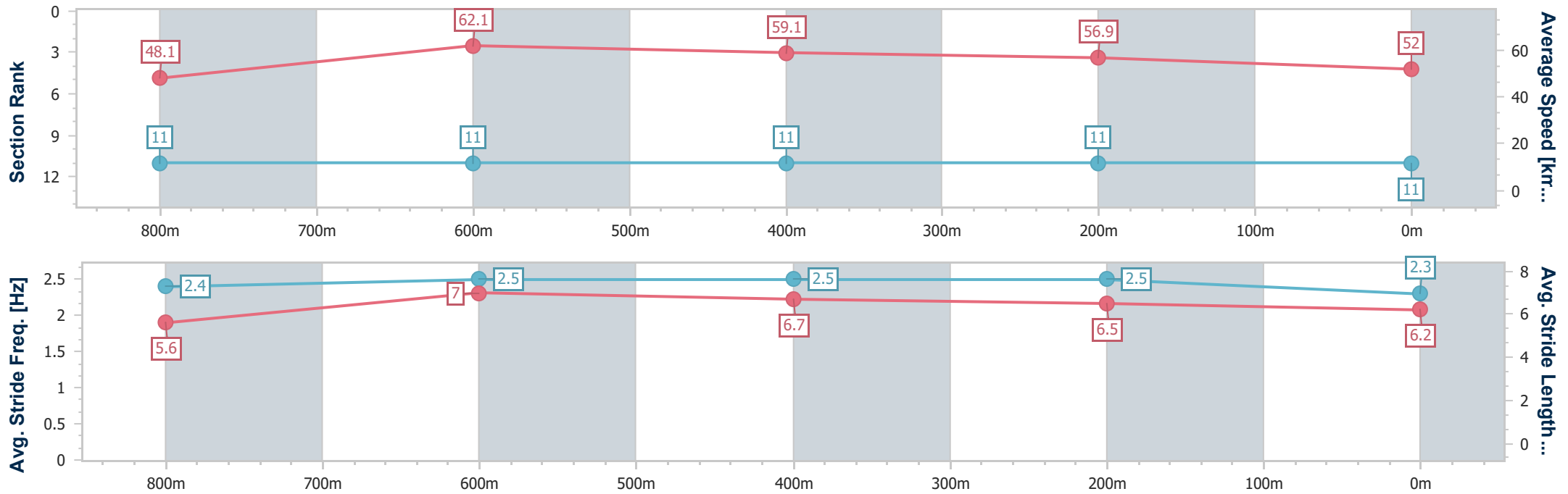
Toowoomba QLD Professional
Race 1: PRYDE'S EASIFEED Fillies and Mares Maiden Handicap - 1000m



16 March 2024 - 17:21

Track Rating: Good 4, Weather: Fine, Rail Position: True

Section	Overall	800m	600m	400m	200m
Section Times	1:05.18 [11] (0:14.95)	0:50.23 [11] (0:11.44)	0:38.79 [11] (0:12.30)	0:26.49 [11] (0:12.67)	0:13.82 [11] (0:13.82)
Average Speed [km/h]	48.1	62.1	59.1	56.9	52.0
Top Speed [km/h]	64.2	64.2	61.3	58.9	55.1
Avg. Dist. to Rail [m]	4.4	2.6	1.8	0.9	1.2
Avg. Stride Freq. [Hz]	2.4	2.5	2.5	2.5	2.3
Avg. Stride Length [m]	5.6	7.0	6.7	6.5	6.2



- [] Ranking at each section and finish
- .-.- No data available at this section
- NA No data available



Toowoomba QLD Professional

Race 2: CREATE ADVICE GROUP BENCHMARK 60 Handicap - 1200m

16 March 2024 - 17:55



Track Rating: Good 4, Weather: Fine, Rail Position: True

Section		Overall	1000m	800m	600m	400m	200m	Last 600m					
Field Times		1:13.55 (0:13.46)	1:00.09 (0:11.42)	0:48.67 (0:11.72)	0:36.95 (0:12.07)	0:24.88 (0:12.31)	0:12.57 (0:12.57)	0:36.95					
Rank	TAB Horse/Jockey	Barrier	Top Speed [km/h]	Fastest Section						Margin	Distance Travelled [m]		
1	9 MILAGRO Madeleine Wishart	9	65.5	0:11.31	1:13.55 [1] (0:14.26)	0:59.29 [7] (0:11.31)	0:47.98 [6] (0:11.64)	0:36.34 [5] (0:11.81)	0:24.53 [4] (0:12.02)	0:12.51 [2] (0:12.51)	1:13.55	0:36.34	
2	3 TABULAM Les Tilley	3	63.5	0:11.52	1:13.55 [2] (0:14.09)	0:59.46 [5] (0:11.52)	0:47.94 [7] (0:11.76)	0:36.18 [7] (0:11.88)	0:24.30 [7] (0:12.01)	0:12.29 [4] (0:12.29)	0.1L	0:36.18	-11
3	6 NEW YORK GAL Kirk Matheson	6	64.5	0:11.44	1:13.63 [3] (0:13.62)	1:00.01 [2] (0:11.44)	0:48.57 [3] (0:11.72)	0:36.85 [3] (0:12.11)	0:24.74 [2] (0:12.09)	0:12.65 [1] (0:12.65)	0.5L	0:36.85	-9
4	7 BULL DIMPLE RUM Kenji Yoshida	7	65.5	0:11.35	1:13.74 [4] (0:14.14)	0:59.60 [6] (0:11.35)	0:48.25 [5] (0:11.74)	0:36.51 [6] (0:12.01)	0:24.50 [6] (0:12.22)	0:12.28 [5] (0:12.28)	1L	0:36.51	-7
5	4 TATTLE Olivia Webb	4	67.3	0:11.09	1:14.03 [5] (0:13.79)	1:00.24 [4] (0:11.09)	0:49.15 [1] (0:11.72)	0:37.43 [1] (0:12.07)	0:25.36 [1] (0:12.43)	0:12.93 [3] (0:12.93)	2.5L	0:37.43	-13
6	5 FIERY RING Nozi Tomizawa	5	66.2	0:11.50	1:14.97 [6] (0:13.67)	1:01.30 [3] (0:11.50)	0:49.80 [4] (0:11.76)	0:38.04 [4] (0:12.15)	0:25.89 [5] (0:12.67)	0:13.22 [7] (0:13.22)	7.8L	0:38.04	-3
7	8 SEA COMMITS Karl Zechner	8	66.1	0:11.44	1:15.04 [7] (0:13.46)	1:01.58 [1] (0:11.44)	0:50.14 [2] (0:11.88)	0:38.26 [2] (0:12.22)	0:26.04 [3] (0:12.63)	0:13.41 [6] (0:13.41)	8.1L	0:38.26	-7

Scratched: Crack Of Doom (#1), Russian Sub (#2)

[] Ranking at each section and finish
 -:-:- No data available at this section
 NA No data available

SCN Saddle cloth number
 DNF Did not finish
 DNT Did not track



Horse/Jockey Name	Milagro
Final Rank	1
Fastest Section Time (Section)	0:11.31 (1000m)
Top Speed [km/h] (Section)	65.5 (Overall)
Race State	Finished



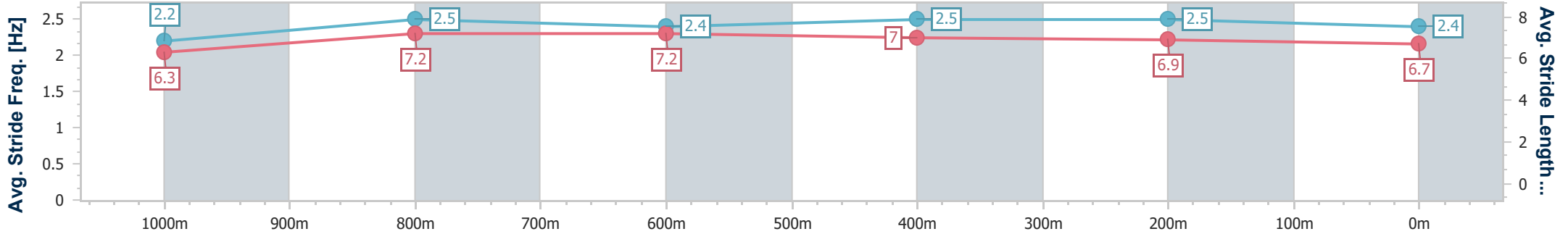
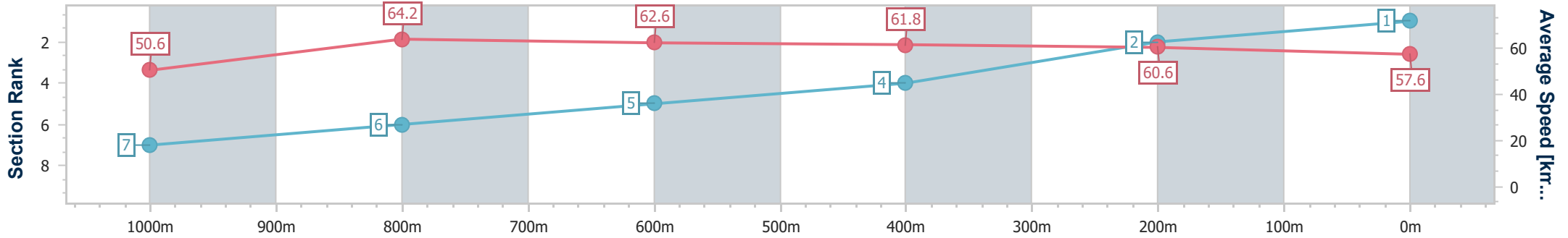
Toowoomba QLD Professional
Race 2: CREATE ADVICE GROUP BENCHMARK 60 Handicap - 1200m



16 March 2024 - 17:55

Track Rating: Good 4, Weather: Fine, Rail Position: True

Section	Overall	1000m	800m	600m	400m	200m
Section Times	1:13.55 [1] (0:14.26)	0:59.29 [7] (0:11.31)	0:47.98 [6] (0:11.64)	0:36.34 [5] (0:11.81)	0:24.53 [4] (0:12.02)	0:12.51 [2] (0:12.51)
Average Speed [km/h]	50.6	64.2	62.6	61.8	60.6	57.6
Top Speed [km/h]	65.5	64.9	64.1	64.0	61.6	59.2
Avg. Dist. to Rail [m]	7.9	3.6	2.6	2.9	3.8	4.3
Avg. Stride Freq. [Hz]	2.2	2.5	2.4	2.5	2.5	2.4
Avg. Stride Length [m]	6.3	7.2	7.2	7.0	6.9	6.7



- [] Ranking at each section and finish
- .-.- No data available at this section
- NA No data available



Horse/Jockey Name	Tabulam
Final Rank	2
Fastest Section Time (Section)	0:11.52 (1000m)
Top Speed [km/h] (Section)	63.5 (1000m)
Race State	Finished



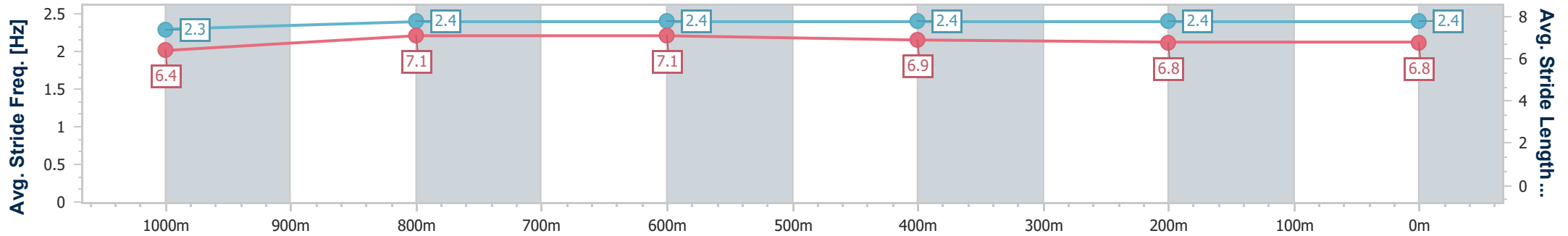
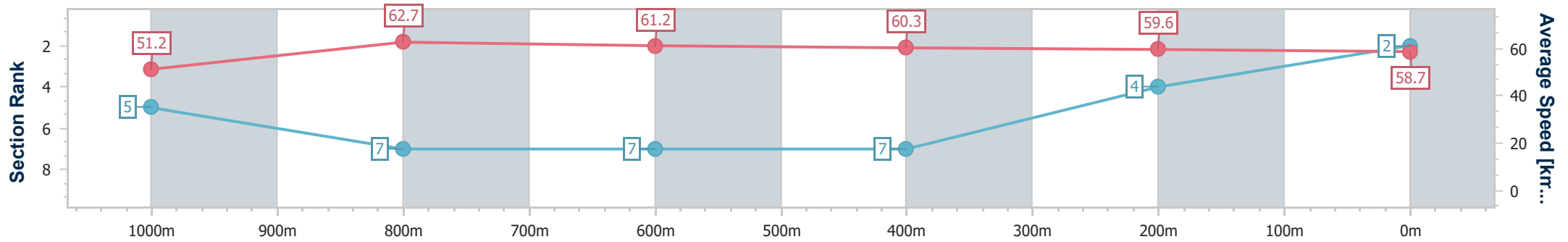
Toowoomba QLD Professional
Race 2: CREATE ADVICE GROUP BENCHMARK 60 Handicap - 1200m



16 March 2024 - 17:55

Track Rating: Good 4, Weather: Fine, Rail Position: True

Section	Overall	1000m	800m	600m	400m	200m
Section Times	1:13.55 [2] (0:14.09)	0:59.46 [5] (0:11.52)	0:47.94 [7] (0:11.76)	0:36.18 [7] (0:11.88)	0:24.30 [7] (0:12.01)	0:12.29 [4] (0:12.29)
Average Speed [km/h]	51.2	62.7	61.2	60.3	59.6	58.7
Top Speed [km/h]	62.7	63.5	61.8	61.6	60.8	59.1
Avg. Dist. to Rail [m]	5.3	1.6	0.4	0.9	1.1	1.8
Avg. Stride Freq. [Hz]	2.3	2.4	2.4	2.4	2.4	2.4
Avg. Stride Length [m]	6.4	7.1	7.1	6.9	6.8	6.8



- [] Ranking at each section and finish
- .-.- No data available at this section
- NA No data available



Horse/Jockey Name	New York Gal
Final Rank	3
Fastest Section Time (Section)	0:11.44 (1000m)
Top Speed [km/h] (Section)	64.5 (1000m)
Race State	Finished



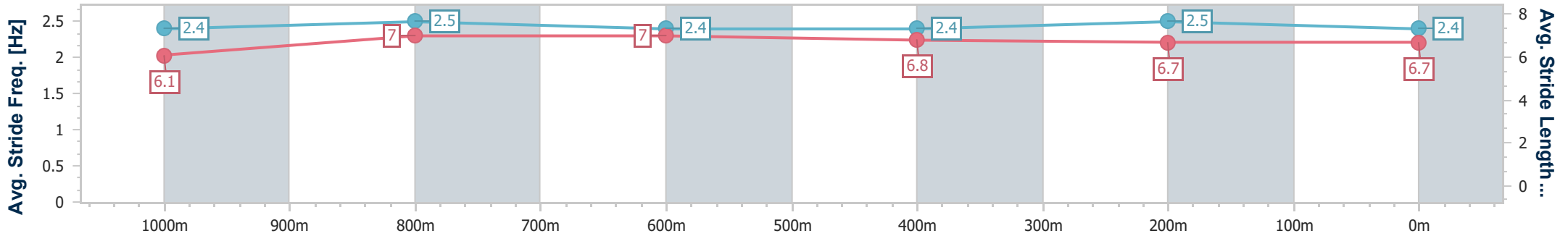
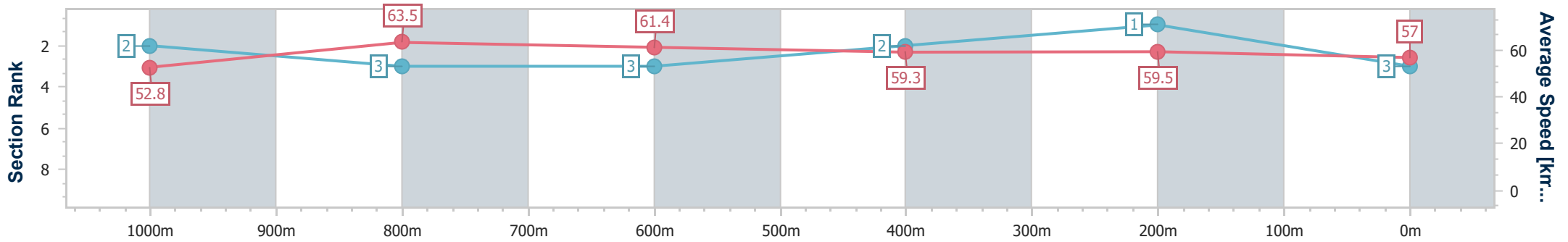
Toowoomba QLD Professional
Race 2: CREATE ADVICE GROUP BENCHMARK 60 Handicap - 1200m



16 March 2024 - 17:55

Track Rating: Good 4, Weather: Fine, Rail Position: True

Section	Overall	1000m	800m	600m	400m	200m
Section Times	1:13.63 [3] (0:13.62)	1:00.01 [2] (0:11.44)	0:48.57 [3] (0:11.72)	0:36.85 [3] (0:12.11)	0:24.74 [2] (0:12.09)	0:12.65 [1] (0:12.65)
Average Speed [km/h]	52.8	63.5	61.4	59.3	59.5	57.0
Top Speed [km/h]	63.7	64.5	62.2	61.0	60.5	60.0
Avg. Dist. to Rail [m]	6.8	2.5	0.3	0.4	1.1	3.1
Avg. Stride Freq. [Hz]	2.4	2.5	2.4	2.4	2.5	2.4
Avg. Stride Length [m]	6.1	7.0	7.0	6.8	6.7	6.7



- [] Ranking at each section and finish
- .-.- No data available at this section
- NA No data available



Horse/Jockey Name	Bull Dimple Rum
Final Rank	4
Fastest Section Time (Section)	0:11.35 (1000m)
Top Speed [km/h] (Section)	65.5 (1000m)
Race State	Finished



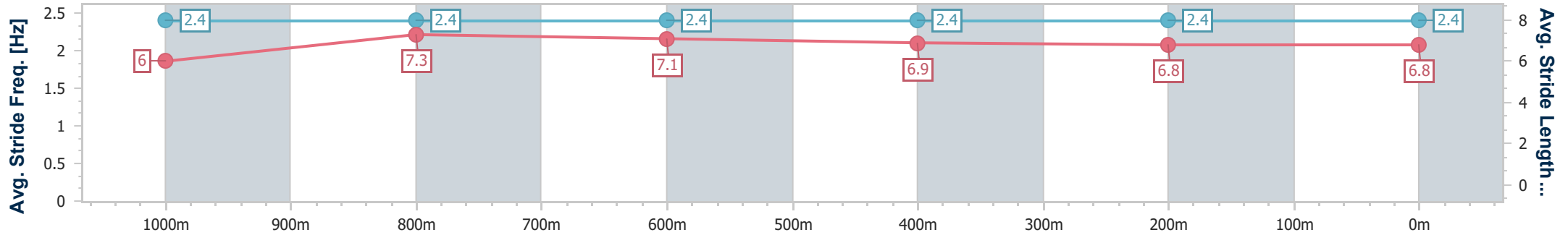
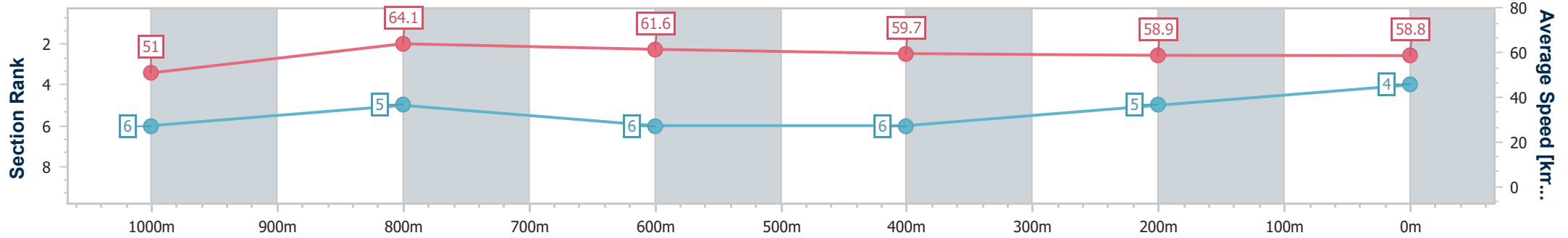
Toowoomba QLD Professional
Race 2: CREATE ADVICE GROUP BENCHMARK 60 Handicap - 1200m



16 March 2024 - 17:55

Track Rating: Good 4, Weather: Fine, Rail Position: True

Section	Overall	1000m	800m	600m	400m	200m
Section Times	1:13.74 [4] (0:14.14)	0:59.60 [6] (0:11.35)	0:48.25 [5] (0:11.74)	0:36.51 [6] (0:12.01)	0:24.50 [6] (0:12.22)	0:12.28 [5] (0:12.28)
Average Speed [km/h]	51.0	64.1	61.6	59.7	58.9	58.8
Top Speed [km/h]	64.9	65.5	62.7	61.4	61.1	61.1
Avg. Dist. to Rail [m]	8.1	4.3	0.6	0.5	1.4	4.0
Avg. Stride Freq. [Hz]	2.4	2.4	2.4	2.4	2.4	2.4
Avg. Stride Length [m]	6.0	7.3	7.1	6.9	6.8	6.8



- [] Ranking at each section and finish
- .-.- No data available at this section
- NA No data available



Horse/Jockey Name	Tattle
Final Rank	5
Fastest Section Time (Section)	0:11.09 (1000m)
Top Speed [km/h] (Section)	67.3 (Overall)
Race State	Finished



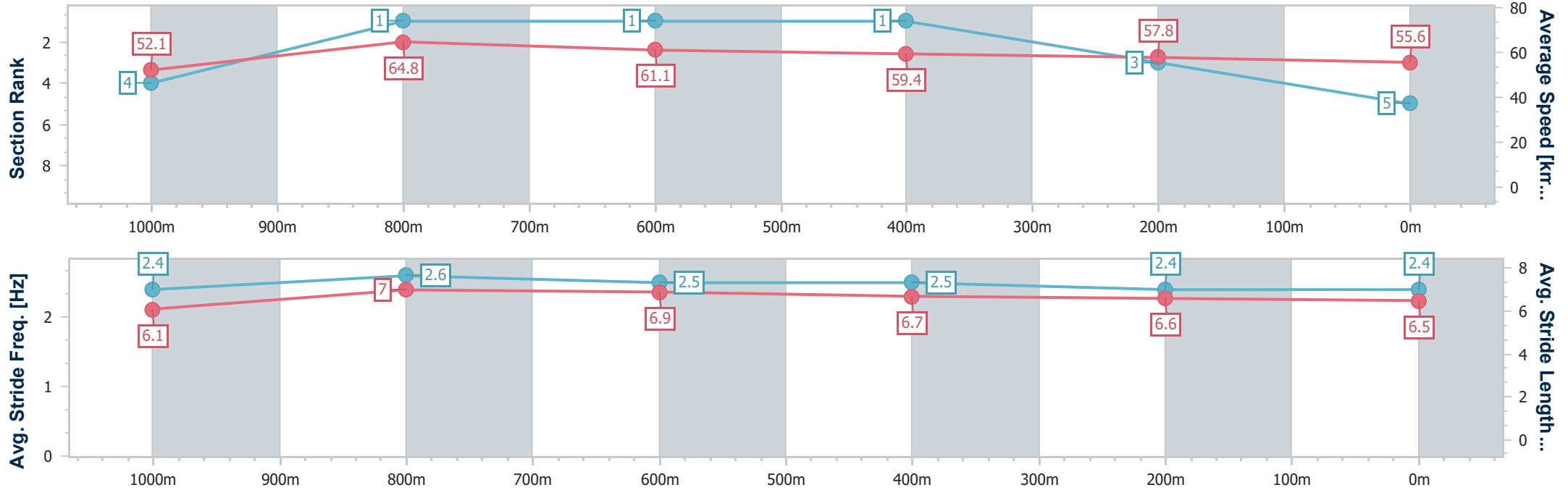
Toowoomba QLD Professional
Race 2: CREATE ADVICE GROUP BENCHMARK 60 Handicap - 1200m



16 March 2024 - 17:55

Track Rating: Good 4, Weather: Fine, Rail Position: True

Section	Overall	1000m	800m	600m	400m	200m
Section Times	1:14.03 [5] (0:13.79)	1:00.24 [4] (0:11.09)	0:49.15 [1] (0:11.72)	0:37.43 [1] (0:12.07)	0:25.36 [1] (0:12.43)	0:12.93 [3] (0:12.93)
Average Speed [km/h]	52.1	64.8	61.1	59.4	57.8	55.6
Top Speed [km/h]	67.3	67.1	62.5	61.6	59.9	57.4
Avg. Dist. to Rail [m]	3.1	0.9	1.1	0.9	1.1	1.5
Avg. Stride Freq. [Hz]	2.4	2.6	2.5	2.5	2.4	2.4
Avg. Stride Length [m]	6.1	7.0	6.9	6.7	6.6	6.5



- [] Ranking at each section and finish
- .-.- No data available at this section
- NA No data available



Horse/Jockey Name	Fiery Ring
Final Rank	6
Fastest Section Time (Section)	0:11.50 (1000m)
Top Speed [km/h] (Section)	66.2 (1000m)
Race State	Finished



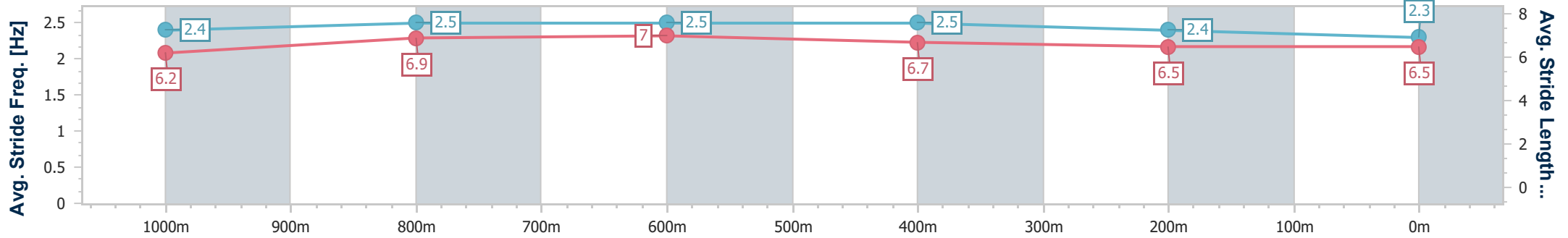
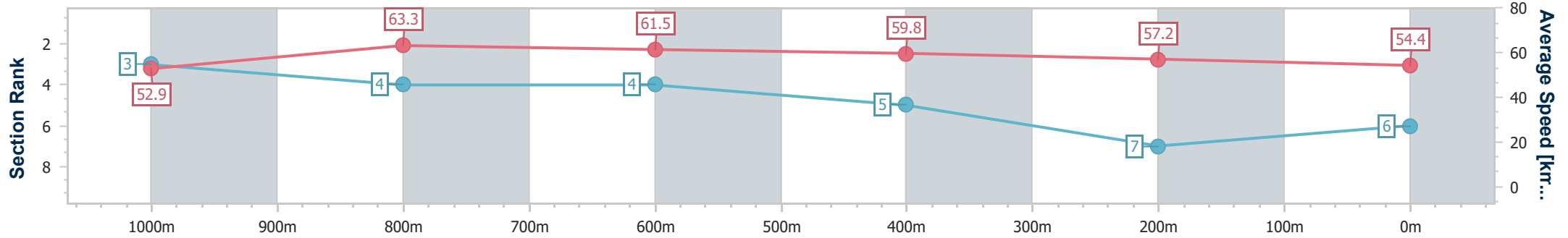
Toowoomba QLD Professional
Race 2: CREATE ADVICE GROUP BENCHMARK 60 Handicap - 1200m



16 March 2024 - 17:55

Track Rating: Good 4, Weather: Fine, Rail Position: True

Section	Overall	1000m	800m	600m	400m	200m
Section Times	1:14.97 [6] (0:13.67)	1:01.30 [3] (0:11.50)	0:49.80 [4] (0:11.76)	0:38.04 [4] (0:12.15)	0:25.89 [5] (0:12.67)	0:13.22 [7] (0:13.22)
Average Speed [km/h]	52.9	63.3	61.5	59.8	57.2	54.4
Top Speed [km/h]	65.4	66.2	62.7	61.0	59.0	56.5
Avg. Dist. to Rail [m]	9.4	3.6	1.5	1.4	3.3	5.2
Avg. Stride Freq. [Hz]	2.4	2.5	2.5	2.5	2.4	2.3
Avg. Stride Length [m]	6.2	6.9	7.0	6.7	6.5	6.5



- [] Ranking at each section and finish
- .-.- No data available at this section
- NA No data available



Horse/Jockey Name	Sea Commits
Final Rank	7
Fastest Section Time (Section)	0:11.44 (1000m)
Top Speed [km/h] (Section)	66.1 (Overall)
Race State	Finished



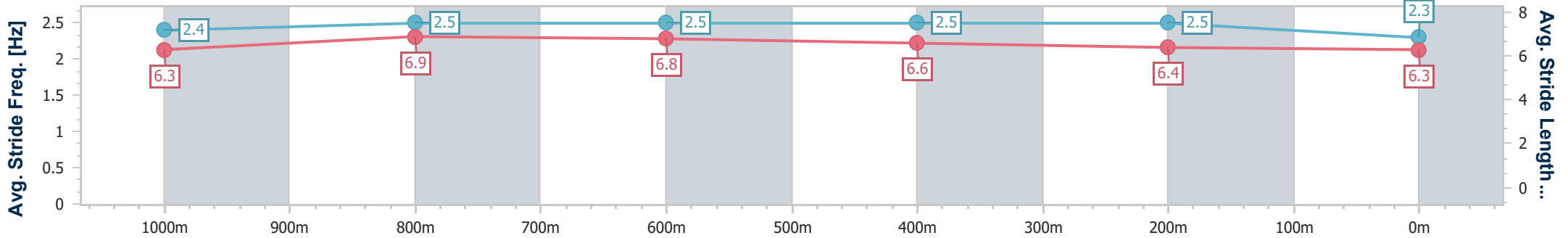
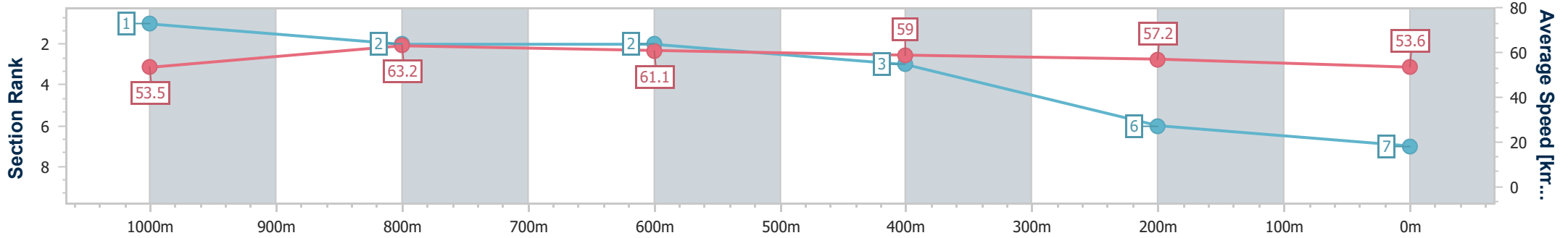
Toowoomba QLD Professional
Race 2: CREATE ADVICE GROUP BENCHMARK 60 Handicap - 1200m



16 March 2024 - 17:55

Track Rating: Good 4, Weather: Fine, Rail Position: True

Section	Overall	1000m	800m	600m	400m	200m
Section Times	1:15.04 [7] (0:13.46)	1:01.58 [1] (0:11.44)	0:50.14 [2] (0:11.88)	0:38.26 [2] (0:12.22)	0:26.04 [3] (0:12.63)	0:13.41 [6] (0:13.41)
Average Speed [km/h]	53.5	63.2	61.1	59.0	57.2	53.6
Top Speed [km/h]	66.1	65.8	62.8	60.6	58.8	55.9
Avg. Dist. to Rail [m]	7.8	2.2	1.7	0.5	0.9	2.0
Avg. Stride Freq. [Hz]	2.4	2.5	2.5	2.5	2.5	2.3
Avg. Stride Length [m]	6.3	6.9	6.8	6.6	6.4	6.3



- [] Ranking at each section and finish
- .-.- No data available at this section
- NA No data available



Toowoomba QLD Professional

Race 3: VIEW HOTEL BRISBANE QTIS Three-Years-Old Maiden Plate - 1200m

16 March 2024 - 18:31



Track Rating: Good 4, Weather: Fine, Rail Position: True

Section		Overall	1000m	800m	600m	400m	200m	Last 600m					
Field Times		1:13.57 (0:13.35)	1:00.22 (0:11.28)	0:48.94 (0:11.73)	0:37.21 (0:12.02)	0:25.19 (0:12.22)	0:12.97 (0:12.97)	0:37.21					
Rank	TAB Horse/Jockey	Barrier	Top Speed [km/h]	Fastest Section							Margin	Distance Travelled [m]	
1	2 NORTHERNONTAP Madeleine Wishart	2	66.2 1000m	0:11.20 1000m	1:13.57 [1] (0:13.43)	1:00.14 [3] (0:11.20)	0:48.94 [1] (0:11.73)	0:37.21 [1] (0:12.02)	0:25.19 [1] (0:12.22)	0:12.97 [1] (0:12.97)	1:13.57	0:37.21	
2	3 SOBUTE Emily Lang	3	66.4 1000m	0:11.31 1000m	1:14.46 [2] (0:13.83)	1:00.63 [5] (0:11.31)	0:49.32 [5] (0:11.62)	0:37.70 [4] (0:12.21)	0:25.49 [4] (0:12.50)	0:12.99 [2] (0:12.99)	5.3L	0:37.70	+8
3	1 DESERT GRIT Les Tilley	1	64.7 Overall	0:11.47 1000m	1:15.20 [3] (0:13.35)	1:01.85 [1] (0:11.47)	0:50.38 [2] (0:11.79)	0:38.59 [2] (0:12.28)	0:26.31 [2] (0:12.85)	0:13.46 [3] (0:13.46)	9.6L	0:38.59	+8
4	10 WIFE IS RIGHT Alisha Donald	10	65.4 1000m	0:11.64 1000m	1:15.35 [4] (0:13.95)	1:01.40 [7] (0:11.64)	0:49.76 [7] (0:11.89)	0:37.87 [6] (0:12.39)	0:25.48 [6] (0:12.51)	0:12.97 [5] (0:12.97)	10.4L	0:37.87	+3
5	7 MATERIALIST Kirk Matheson	7	66.6 1000m	0:11.19 1000m	1:15.59 [5] (0:13.84)	1:01.75 [6] (0:11.19)	0:50.56 [4] (0:11.66)	0:38.90 [3] (0:12.23)	0:26.67 [3] (0:13.22)	0:13.45 [4] (0:13.45)	11.7L	0:38.90	+4
6	8 PROPHET OF BOOM Kenji Yoshida	8	66.3 Overall	0:11.63 1000m	1:15.64 [6] (0:13.39)	1:02.25 [2] (0:11.63)	0:50.62 [3] (0:11.99)	0:38.63 [5] (0:12.54)	0:26.09 [5] (0:12.93)	0:13.16 [6] (0:13.16)	11.9L	0:38.63	+10
7	5 ZOOMIES Karl Zechner	5	64.6 Overall	0:11.95 1000m	1:16.34 [7] (0:13.56)	1:02.78 [4] (0:11.95)	0:50.83 [6] (0:12.04)	0:38.79 [7] (0:12.45)	0:26.34 [7] (0:12.78)	0:13.56 [7] (0:13.56)	15.9L	0:38.79	+9

Scratched: The Author (#9), You Might Think (#4), Crypt De Pin (#6)



Horse/Jockey Name	Northernontap
Final Rank	1
Fastest Section Time (Section)	0:11.20 (1000m)
Top Speed [km/h] (Section)	66.2 (1000m)
Race State	Finished



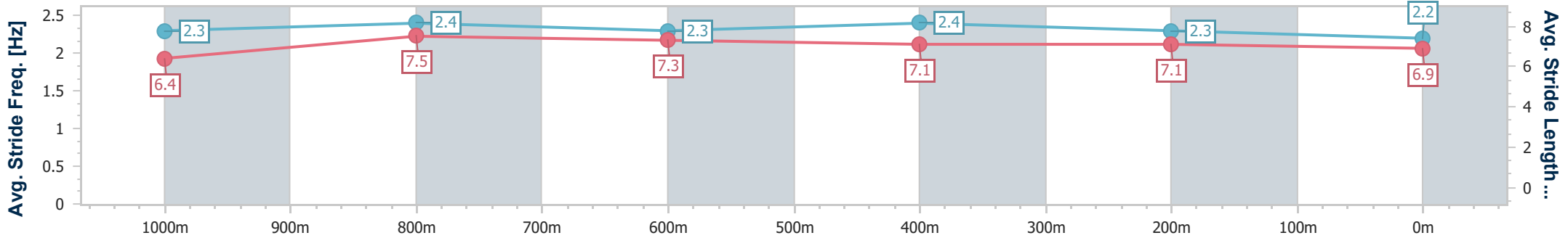
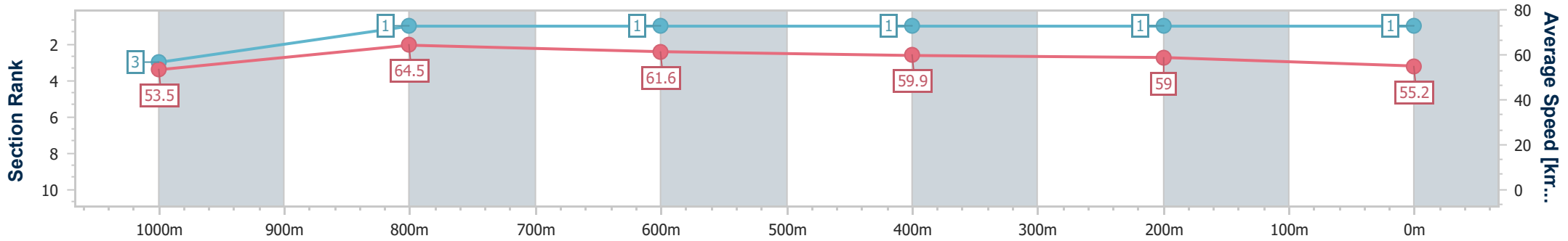
Toowoomba QLD Professional
Race 3: VIEW HOTEL BRISBANE QTIS Three-Years-Old Maiden
Plate - 1200m



16 March 2024 - 18:31

Track Rating: Good 4, Weather: Fine, Rail Position: True

Section	Overall	1000m	800m	600m	400m	200m
Section Times	1:13.57 [1] (0:13.43)	1:00.14 [3] (0:11.20)	0:48.94 [1] (0:11.73)	0:37.21 [1] (0:12.02)	0:25.19 [1] (0:12.22)	0:12.97 [1] (0:12.97)
Average Speed [km/h]	53.5	64.5	61.6	59.9	59.0	55.2
Top Speed [km/h]	65.7	66.2	63.5	61.5	59.8	57.4
Avg. Dist. to Rail [m]	3.3	0.6	1.1	0.8	0.4	1.0
Avg. Stride Freq. [Hz]	2.3	2.4	2.3	2.4	2.3	2.2
Avg. Stride Length [m]	6.4	7.5	7.3	7.1	7.1	6.9



- [] Ranking at each section and finish
- .-.- No data available at this section
- NA No data available



Horse/Jockey Name	Sobute
Final Rank	2
Fastest Section Time (Section)	0:11.31 (1000m)
Top Speed [km/h] (Section)	66.4 (1000m)
Race State	Finished



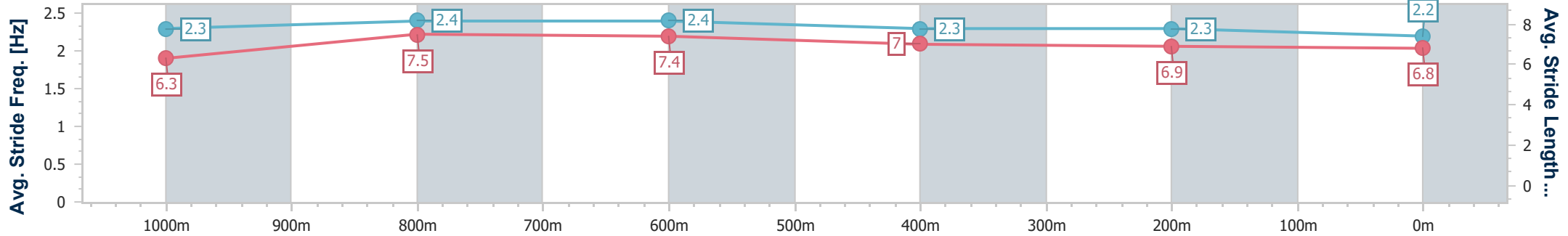
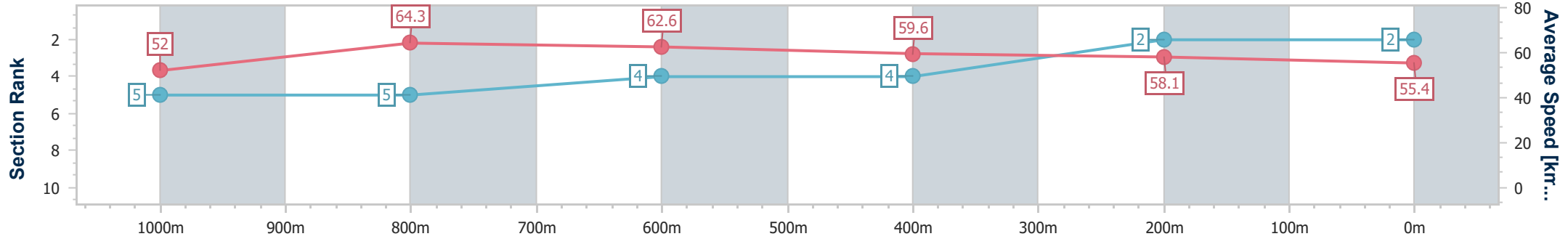
Toowoomba QLD Professional
Race 3: VIEW HOTEL BRISBANE QTIS Three-Years-Old Maiden
Plate - 1200m



16 March 2024 - 18:31

Track Rating: Good 4, Weather: Fine, Rail Position: True

Section	Overall	1000m	800m	600m	400m	200m
Section Times	1:14.46 [2] (0:13.83)	1:00.63 [5] (0:11.31)	0:49.32 [5] (0:11.62)	0:37.70 [4] (0:12.21)	0:25.49 [4] (0:12.50)	0:12.99 [2] (0:12.99)
Average Speed [km/h]	52.0	64.3	62.6	59.6	58.1	55.4
Top Speed [km/h]	64.4	66.4	65.4	61.2	60.2	56.8
Avg. Dist. to Rail [m]	4.7	1.9	3.0	2.3	2.3	1.0
Avg. Stride Freq. [Hz]	2.3	2.4	2.4	2.3	2.3	2.2
Avg. Stride Length [m]	6.3	7.5	7.4	7.0	6.9	6.8



- [] Ranking at each section and finish
- .-.- No data available at this section
- NA No data available



Horse/Jockey Name	Desert Grit
Final Rank	3
Fastest Section Time (Section)	0:11.47 (1000m)
Top Speed [km/h] (Section)	64.7 (Overall)
Race State	Finished



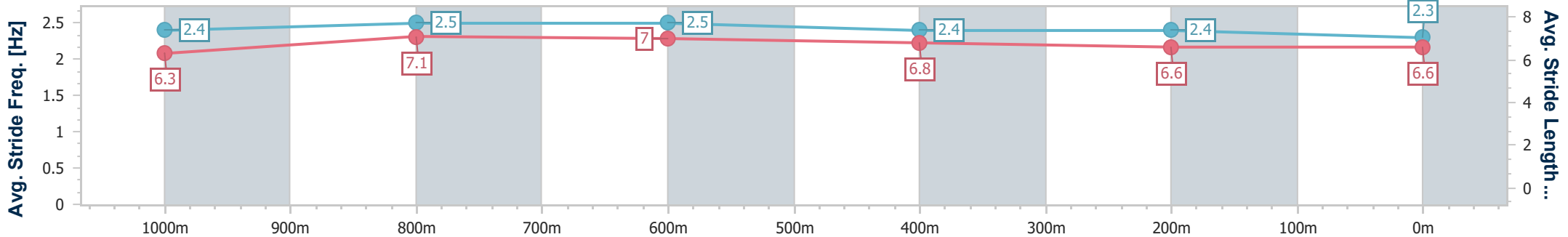
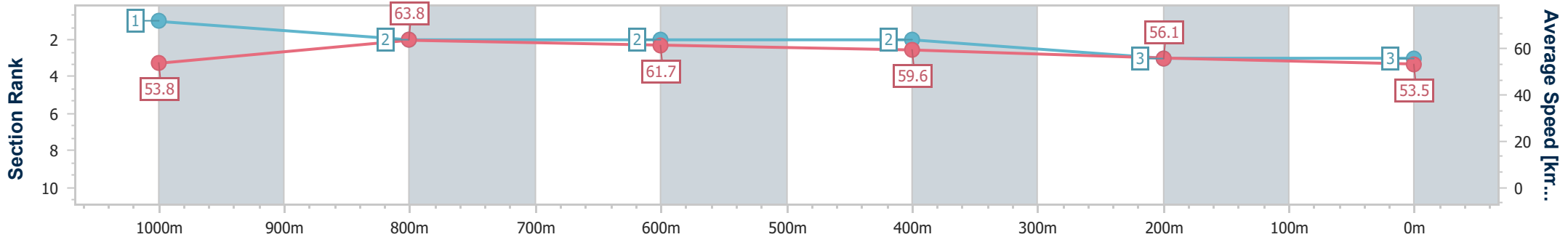
Toowoomba QLD Professional
Race 3: VIEW HOTEL BRISBANE QTIS Three-Years-Old Maiden
Plate - 1200m



16 March 2024 - 18:31

Track Rating: Good 4, Weather: Fine, Rail Position: True

Section	Overall	1000m	800m	600m	400m	200m
Section Times	1:15.20 [3] (0:13.35)	1:01.85 [1] (0:11.47)	0:50.38 [2] (0:11.79)	0:38.59 [2] (0:12.28)	0:26.31 [2] (0:12.85)	0:13.46 [3] (0:13.46)
Average Speed [km/h]	53.8	63.8	61.7	59.6	56.1	53.5
Top Speed [km/h]	64.7	64.5	62.7	62.7	58.8	54.7
Avg. Dist. to Rail [m]	5.9	3.5	3.0	2.5	1.7	0.8
Avg. Stride Freq. [Hz]	2.4	2.5	2.5	2.4	2.4	2.3
Avg. Stride Length [m]	6.3	7.1	7.0	6.8	6.6	6.6



- [] Ranking at each section and finish
- .-.- No data available at this section
- NA No data available



Horse/Jockey Name	Wife Is Right
Final Rank	4
Fastest Section Time (Section)	0:11.64 (1000m)
Top Speed [km/h] (Section)	65.4 (1000m)
Race State	Finished



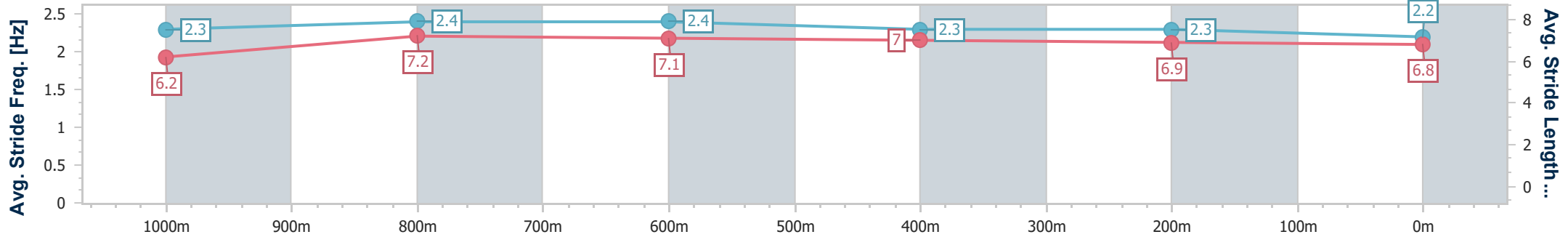
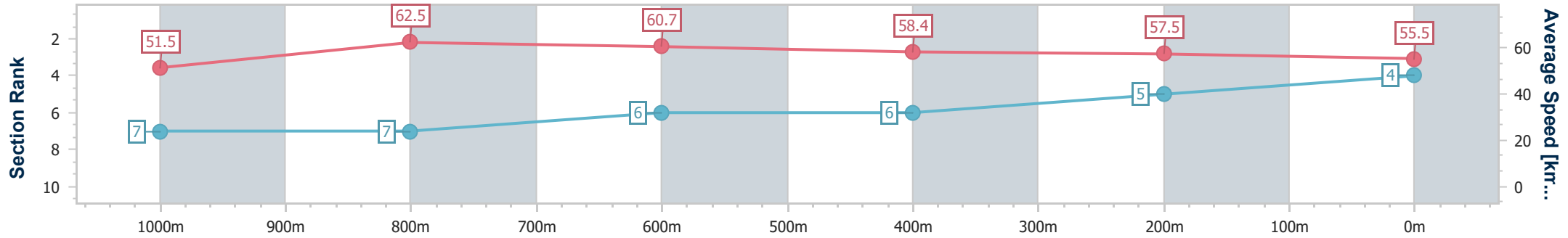
Toowoomba QLD Professional
Race 3: VIEW HOTEL BRISBANE QTIS Three-Years-Old Maiden
Plate - 1200m



16 March 2024 - 18:31

Track Rating: Good 4, Weather: Fine, Rail Position: True

Section	Overall	1000m	800m	600m	400m	200m
Section Times	1:15.35 [4] (0:13.95)	1:01.40 [7] (0:11.64)	0:49.76 [7] (0:11.89)	0:37.87 [6] (0:12.39)	0:25.48 [6] (0:12.51)	0:12.97 [5] (0:12.97)
Average Speed [km/h]	51.5	62.5	60.7	58.4	57.5	55.5
Top Speed [km/h]	64.5	65.4	61.7	59.9	58.5	56.3
Avg. Dist. to Rail [m]	7.0	2.6	1.2	0.7	1.0	3.6
Avg. Stride Freq. [Hz]	2.3	2.4	2.4	2.3	2.3	2.2
Avg. Stride Length [m]	6.2	7.2	7.1	7.0	6.9	6.8



- [] Ranking at each section and finish
- .-.- No data available at this section
- NA No data available



Horse/Jockey Name	Materialist
Final Rank	5
Fastest Section Time (Section)	0:11.19 (1000m)
Top Speed [km/h] (Section)	66.6 (1000m)
Race State	Finished



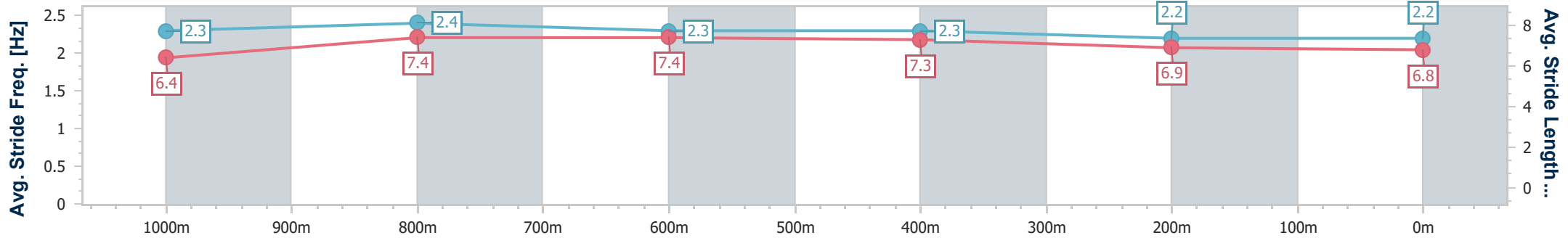
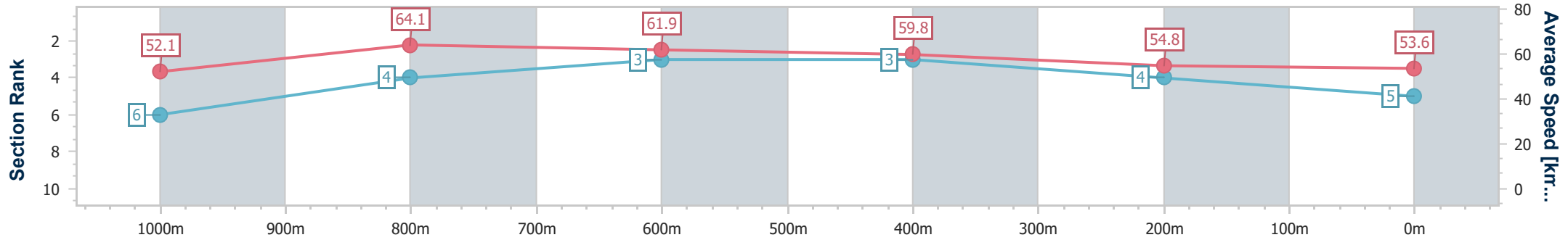
Toowoomba QLD Professional
Race 3: VIEW HOTEL BRISBANE QTIS Three-Years-Old Maiden
Plate - 1200m



16 March 2024 - 18:31

Track Rating: Good 4, Weather: Fine, Rail Position: True

Section	Overall	1000m	800m	600m	400m	200m
Section Times	1:15.59 [5] (0:13.84)	1:01.75 [6] (0:11.19)	0:50.56 [4] (0:11.66)	0:38.90 [3] (0:12.23)	0:26.67 [3] (0:13.22)	0:13.45 [4] (0:13.45)
Average Speed [km/h]	52.1	64.1	61.9	59.8	54.8	53.6
Top Speed [km/h]	65.9	66.6	63.5	62.3	57.2	54.1
Avg. Dist. to Rail [m]	4.2	0.7	1.1	2.7	1.8	1.2
Avg. Stride Freq. [Hz]	2.3	2.4	2.3	2.3	2.2	2.2
Avg. Stride Length [m]	6.4	7.4	7.4	7.3	6.9	6.8



- [] Ranking at each section and finish
- .-.- No data available at this section
- NA No data available



Horse/Jockey Name	Prophet Of Boom
Final Rank	6
Fastest Section Time (Section)	0:11.63 (1000m)
Top Speed [km/h] (Section)	66.3 (Overall)
Race State	Finished



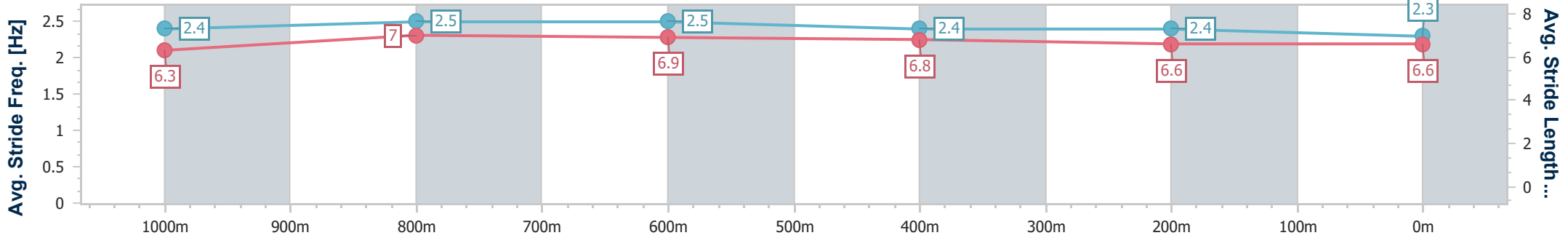
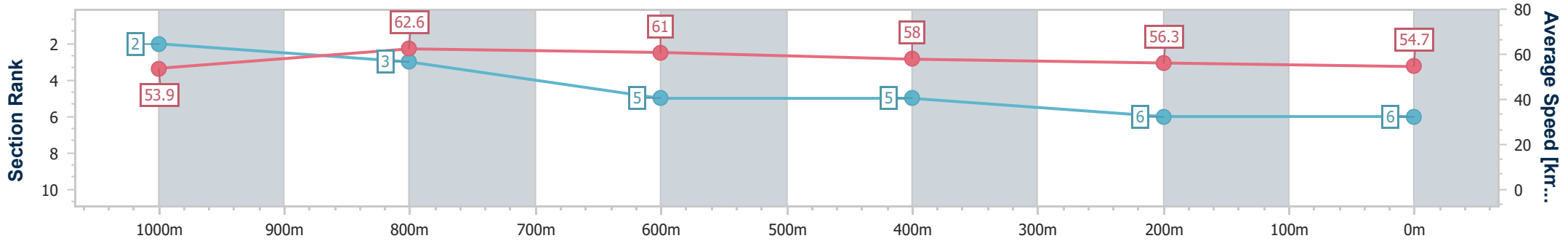
Toowoomba QLD Professional
Race 3: VIEW HOTEL BRISBANE QTIS Three-Years-Old Maiden
Plate - 1200m



16 March 2024 - 18:31

Track Rating: Good 4, Weather: Fine, Rail Position: True

Section	Overall	1000m	800m	600m	400m	200m
Section Times	1:15.64 [6] (0:13.39)	1:02.25 [2] (0:11.63)	0:50.62 [3] (0:11.99)	0:38.63 [5] (0:12.54)	0:26.09 [5] (0:12.93)	0:13.16 [6] (0:13.16)
Average Speed [km/h]	53.9	62.6	61.0	58.0	56.3	54.7
Top Speed [km/h]	66.3	65.9	64.0	59.8	56.8	56.6
Avg. Dist. to Rail [m]	5.4	3.2	3.4	2.3	2.6	3.9
Avg. Stride Freq. [Hz]	2.4	2.5	2.5	2.4	2.4	2.3
Avg. Stride Length [m]	6.3	7.0	6.9	6.8	6.6	6.6



- [] Ranking at each section and finish
- .-.- No data available at this section
- NA No data available



Horse/Jockey Name	Zoomies
Final Rank	7
Fastest Section Time (Section)	0:11.95 (1000m)
Top Speed [km/h] (Section)	64.6 (Overall)
Race State	Finished



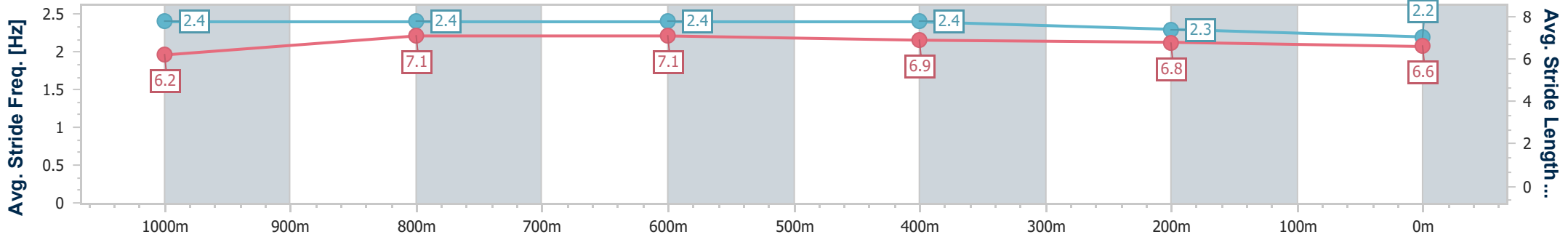
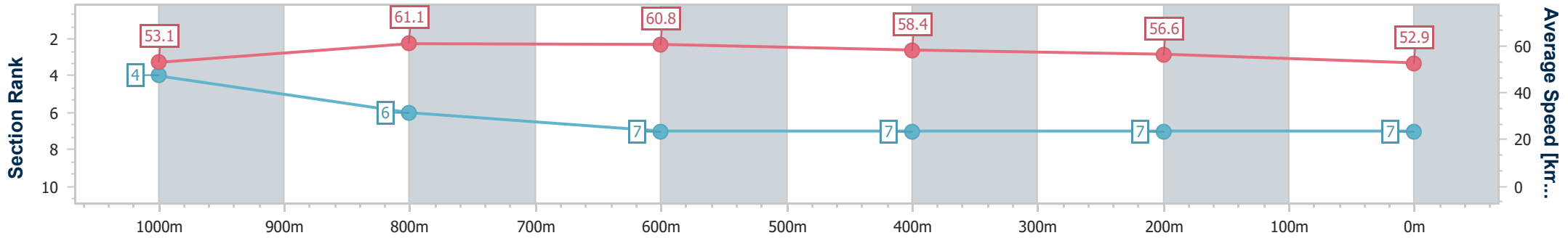
Toowoomba QLD Professional
Race 3: VIEW HOTEL BRISBANE QTIS Three-Years-Old Maiden
Plate - 1200m



16 March 2024 - 18:31

Track Rating: Good 4, Weather: Fine, Rail Position: True

Section	Overall	1000m	800m	600m	400m	200m
Section Times	1:16.34 [7] (0:13.56)	1:02.78 [4] (0:11.95)	0:50.83 [6] (0:12.04)	0:38.79 [7] (0:12.45)	0:26.34 [7] (0:12.78)	0:13.56 [7] (0:13.56)
Average Speed [km/h]	53.1	61.1	60.8	58.4	56.6	52.9
Top Speed [km/h]	64.6	64.1	62.4	61.1	57.7	55.3
Avg. Dist. to Rail [m]	6.4	4.2	4.6	2.2	1.7	1.0
Avg. Stride Freq. [Hz]	2.4	2.4	2.4	2.4	2.3	2.2
Avg. Stride Length [m]	6.2	7.1	7.1	6.9	6.8	6.6



- [] Ranking at each section and finish
- .-.- No data available at this section
- NA No data available



Toowoomba QLD Professional

Race 4: LAWRENCE & HANSON Class 1 Handicap - 1625m

16 March 2024 - 19:09



Track Rating: Good 4, Weather: Fine, Rail Position: True

Section		Overall	1400m	1200m	1000m	800m	600m	400m	Last 600m				
Field Times		1:41.74 (0:14.53)	1:27.21 (0:10.75)	1:16.46 (0:11.48)	1:04.98 (0:12.19)	0:52.79 (0:12.69)	0:40.10 (0:13.35)	0:26.75 (0:13.61)	0:40.10				
Rank	TAB Horse/Jockey	Barrier	Top Speed [km/h]	Fastest Section									Distance Travelled [m]
1	1 DEL CAMPO Kenji Yoshida	1	68.4 Overall	0:11.18 1400m	1:41.74 [1] (0:14.70)	1:27.04 [5] (0:11.18)	1:15.86 [7] (0:11.59)	1:04.27 [7] (0:12.22)	0:52.05 [7] (0:12.55)	0:39.50 [5] (0:13.21)	0:26.29 [6] (0:13.30)	0:39.50	
2	6 GLIDE ON BY Micheal Hellyer	6	68.7 1400m	0:11.22 1400m	1:41.98 [2] (0:14.81)	1:27.17 [7] (0:11.22)	1:15.95 [8] (0:11.63)	1:04.32 [8] (0:12.35)	0:51.97 [8] (0:12.31)	0:39.66 [6] (0:12.94)	0:26.72 [5] (0:13.34)	0:39.66	+3
3	8 HELEN'S DREAM Madeleine Wishart	8	67.9 1400m	0:10.94 1400m	1:42.17 [3] (0:14.62)	1:27.55 [4] (0:10.94)	1:16.61 [4] (0:11.62)	1:04.99 [5] (0:12.12)	0:52.87 [3] (0:12.55)	0:40.32 [3] (0:13.32)	0:27.00 [3] (0:13.71)	0:40.32	-4
4	3 MADALSA Les Tilley	3	68.8 Overall	0:10.82 1400m	1:43.47 [4] (0:14.59)	1:28.88 [3] (0:10.82)	1:18.06 [2] (0:11.45)	1:06.61 [2] (0:12.18)	0:54.43 [2] (0:12.64)	0:41.79 [2] (0:13.37)	0:28.42 [2] (0:14.05)	0:41.79	-15
5	7 WHEN DOVES FLY Cecily Eaton	7	71.5 1400m	0:10.91 1400m	1:43.95 [5] (0:14.85)	1:29.10 [8] (0:10.91)	1:18.19 [6] (0:11.60)	1:06.59 [6] (0:12.29)	0:54.30 [6] (0:12.71)	0:41.59 [8] (0:13.20)	0:28.39 [7] (0:13.97)	0:41.59	+1
6	5 CRAZY ABOUT YOU Stacey Callow	5	69.5 1400m	0:10.83 1400m	1:44.50 [6] (0:14.73)	1:29.77 [6] (0:10.83)	1:18.94 [5] (0:11.60)	1:07.34 [4] (0:12.47)	0:54.87 [5] (0:12.72)	0:42.15 [7] (0:13.33)	0:28.82 [8] (0:14.06)	0:42.15	+1
7	9 BONNIE AND CLYDE Alisha Donald	9	69.7 Overall	0:10.75 1400m	1:44.63 [7] (0:14.53)	1:30.10 [1] (0:10.75)	1:19.35 [1] (0:11.48)	1:07.87 [1] (0:12.19)	0:55.68 [1] (0:12.69)	0:42.99 [1] (0:13.35)	0:29.64 [1] (0:14.29)	0:42.99	-1
8	2 GRANDCOEUR Emily Lang	2	70.3 Overall	0:11.00 1400m	1:44.83 [8] (0:14.53)	1:30.30 [2] (0:11.00)	1:19.30 [3] (0:11.52)	1:07.78 [3] (0:12.30)	0:55.48 [4] (0:12.65)	0:42.83 [4] (0:13.24)	0:29.59 [4] (0:14.16)	0:42.83	+6

Scratched: I'm A Tiny Dancer (#4)

[] Ranking at each section and finish
 -:-:- No data available at this section
 NA No data available

SCN Saddle cloth number
 DNF Did not finish
 DNT Did not track



Toowoomba QLD Professional

Race 4: LAWRENCE & HANSON Class 1 Handicap - 1625m

16 March 2024 - 19:09



Track Rating: Good 4, Weather: Fine, Rail Position: True

Section							200m			Last 600m
Field Times							0:13.14			0:40.10
Rank	TAB	Horse/Jockey	Barrier	Top Speed [km/h]	Fastest Section	Margin				Distance Travelled [m]
1	1	DEL CAMPO Kenji Yoshida	1	68.4	0:11.18 Overall 1400m	0:12.99 [2] (0:12.99)	1:41.74		0:39.50	
2	6	GLIDE ON BY Micheal Hellyer	6	68.7	0:11.22 1400m 1400m	0:13.38 [1] (0:13.38)	1.3L		0:39.66	+3
3	8	HELEN'S DREAM Madeleine Wishart	8	67.9	0:10.94 1400m 1400m	0:13.29 [3] (0:13.29)	2.3L		0:40.32	-4
4	3	MADALSA Les Tilley	3	68.8	0:10.82 Overall 1400m	0:14.37 [4] (0:14.37)	9.8L		0:41.79	-15
5	7	WHEN DOVES FLY Cecily Eaton	7	71.5	0:10.91 1400m 1400m	0:14.42 [7] (0:14.42)	12.6L		0:41.59	+1
6	5	CRAZY ABOUT YOU Stacey Callow	5	69.5	0:10.83 1400m 1400m	0:14.76 [8] (0:14.76)	15.6L		0:42.15	+1
7	9	BONNIE AND CLYDE Alisha Donald	9	69.7	0:10.75 Overall 1400m	0:15.35 [5] (0:15.35)	16.4L		0:42.99	-1
8	2	GRANDCOEUR Emily Lang	2	70.3	0:11.00 Overall 1400m	0:15.43 [6] (0:15.43)	17.4L		0:42.83	+6

Scratched: I'm A Tiny Dancer (#4)



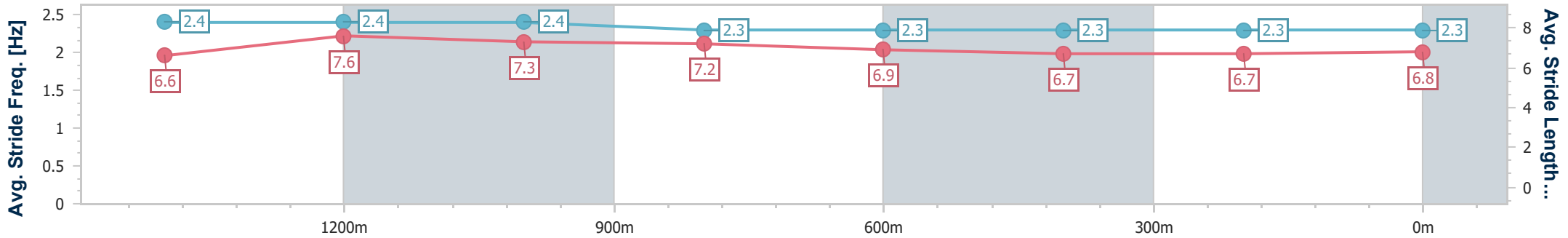
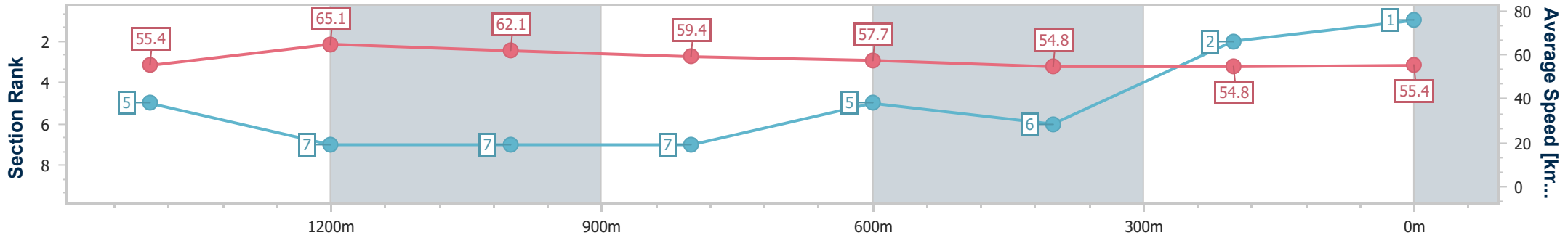
Horse/Jockey Name	Del Campo
Final Rank	1
Fastest Section Time (Section)	0:11.18 (1400m)
Top Speed [km/h] (Section)	68.4 (Overall)
Race State	Finished



Toowoomba QLD Professional
 Race 4: LAWRENCE & HANSON Class 1 Handicap - 1625m
 16 March 2024 - 19:09
 Track Rating: Good 4, Weather: Fine, Rail Position: True



Section	Overall	1400m	1200m	1000m	800m	600m	400m	200m
Section Times	1:41.74 [1] (0:14.70)	1:27.04 [5] (0:11.18)	1:15.86 [7] (0:11.59)	1:04.27 [7] (0:12.22)	0:52.05 [7] (0:12.55)	0:39.50 [5] (0:13.21)	0:26.29 [6] (0:13.30)	0:12.99 [2] (0:12.99)
Average Speed [km/h]	55.4	65.1	62.1	59.4	57.7	54.8	54.8	55.4
Top Speed [km/h]	68.4	67.1	64.8	60.2	58.5	57.3	56.5	56.3
Avg. Dist. to Rail [m]	3.6	1.7	1.5	1.9	1.4	1.3	3.2	2.9
Avg. Stride Freq. [Hz]	2.4	2.4	2.4	2.3	2.3	2.3	2.3	2.3
Avg. Stride Length [m]	6.6	7.6	7.3	7.2	6.9	6.7	6.7	6.8



- [] Ranking at each section and finish
- .-.- No data available at this section
- NA No data available



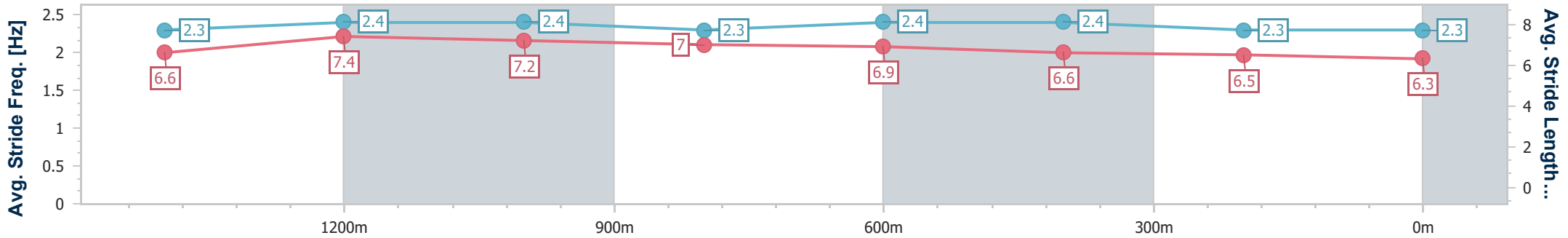
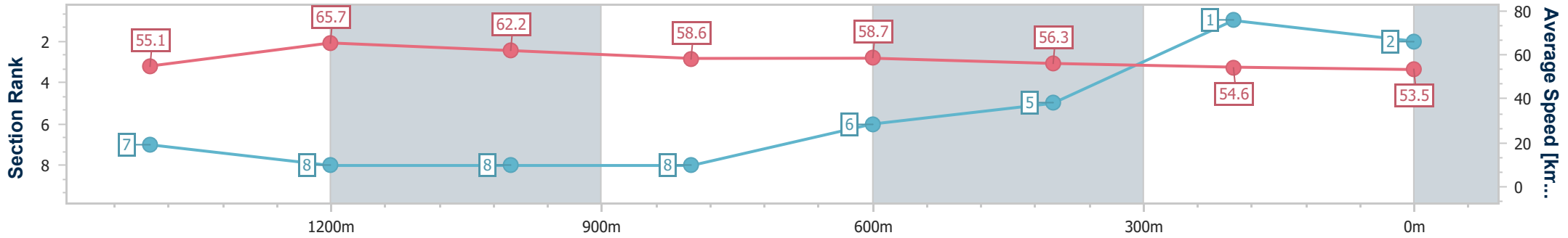
Horse/Jockey Name	Glide On By
Final Rank	2
Fastest Section Time (Section)	0:11.22 (1400m)
Top Speed [km/h] (Section)	68.7 (1400m)
Race State	Finished



Toowoomba QLD Professional
 Race 4: LAWRENCE & HANSON Class 1 Handicap - 1625m
 16 March 2024 - 19:09
 Track Rating: Good 4, Weather: Fine, Rail Position: True



Section	Overall	1400m	1200m	1000m	800m	600m	400m	200m
Section Times	1:41.98 [2] (0:14.81)	1:27.17 [7] (0:11.22)	1:15.95 [8] (0:11.63)	1:04.32 [8] (0:12.35)	0:51.97 [8] (0:12.31)	0:39.66 [6] (0:12.94)	0:26.72 [5] (0:13.34)	0:13.38 [1] (0:13.38)
Average Speed [km/h]	55.1	65.7	62.2	58.6	58.7	56.3	54.6	53.5
Top Speed [km/h]	68.7	68.7	64.3	60.3	60.1	59.1	55.5	54.9
Avg. Dist. to Rail [m]	6.9	4.0	3.2	1.8	1.5	2.0	2.2	0.6
Avg. Stride Freq. [Hz]	2.3	2.4	2.4	2.3	2.4	2.4	2.3	2.3
Avg. Stride Length [m]	6.6	7.4	7.2	7.0	6.9	6.6	6.5	6.3



- [] Ranking at each section and finish
- .-.- No data available at this section
- NA No data available



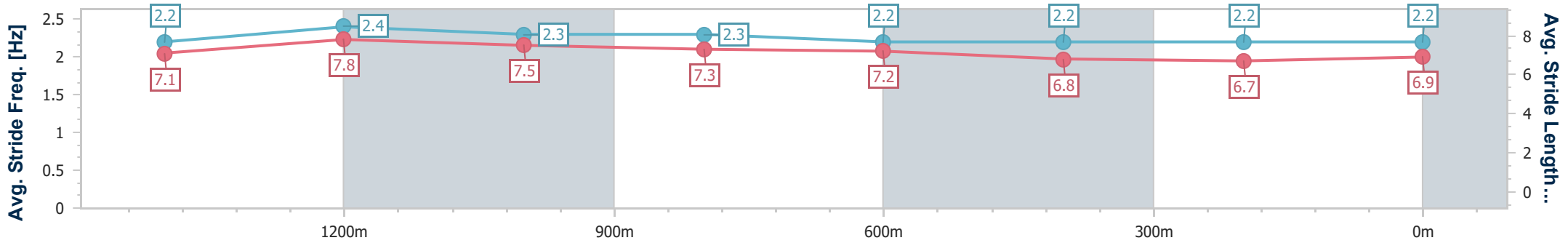
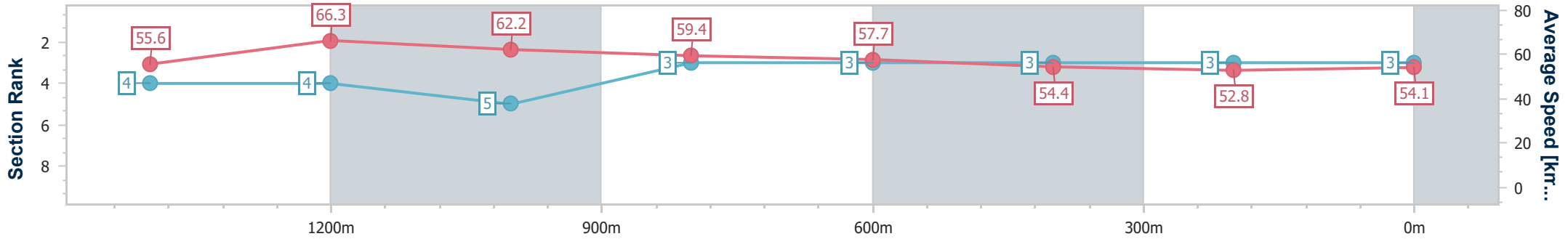
Horse/Jockey Name	Helen's Dream
Final Rank	3
Fastest Section Time (Section)	0:10.94 (1400m)
Top Speed [km/h] (Section)	67.9 (1400m)
Race State	Finished



Toowoomba QLD Professional
 Race 4: LAWRENCE & HANSON Class 1 Handicap - 1625m
 16 March 2024 - 19:09
 Track Rating: Good 4, Weather: Fine, Rail Position: True



Section	Overall	1400m	1200m	1000m	800m	600m	400m	200m
Section Times	1:42.17 [3] (0:14.62)	1:27.55 [4] (0:10.94)	1:16.61 [4] (0:11.62)	1:04.99 [5] (0:12.12)	0:52.87 [3] (0:12.55)	0:40.32 [3] (0:13.32)	0:27.00 [3] (0:13.71)	0:13.29 [3] (0:13.29)
Average Speed [km/h]	55.6	66.3	62.2	59.4	57.7	54.4	52.8	54.1
Top Speed [km/h]	66.5	67.9	65.0	60.7	59.1	56.9	53.8	55.2
Avg. Dist. to Rail [m]	3.8	1.7	0.8	0.2	1.4	1.4	1.5	0.7
Avg. Stride Freq. [Hz]	2.2	2.4	2.3	2.3	2.2	2.2	2.2	2.2
Avg. Stride Length [m]	7.1	7.8	7.5	7.3	7.2	6.8	6.7	6.9



- [] Ranking at each section and finish
- .-.- No data available at this section
- NA No data available



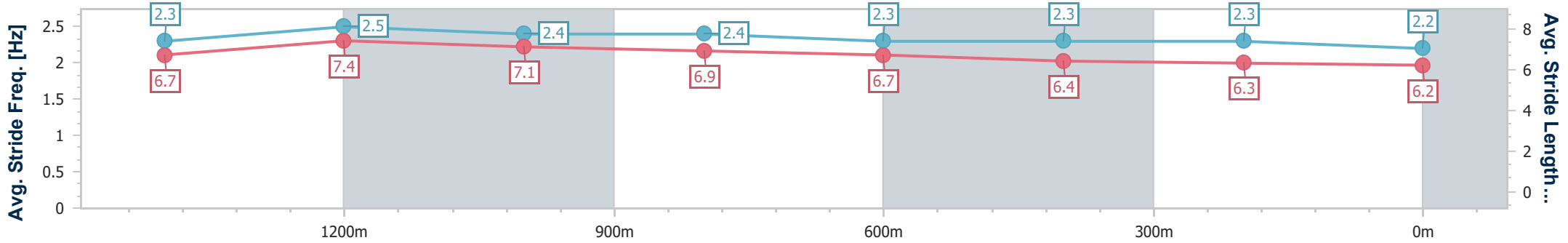
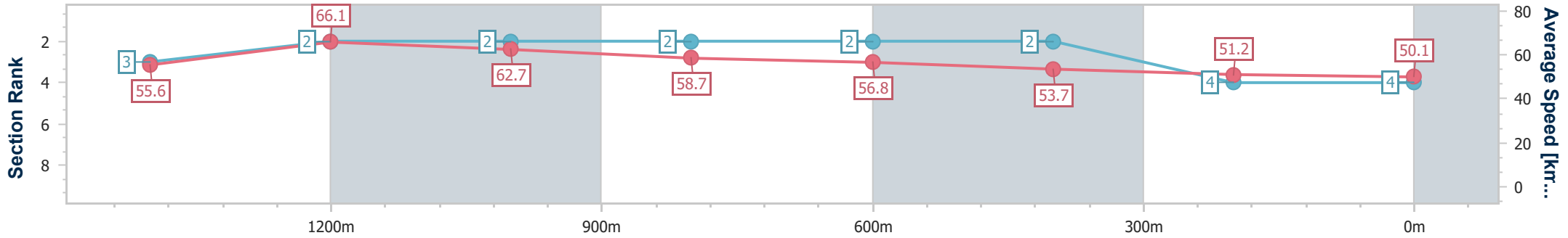
Horse/Jockey Name	Madalsa
Final Rank	4
Fastest Section Time (Section)	0:10.82 (1400m)
Top Speed [km/h] (Section)	68.8 (Overall)
Race State	Finished



Toowoomba QLD Professional
 Race 4: LAWRENCE & HANSON Class 1 Handicap - 1625m
 16 March 2024 - 19:09
 Track Rating: Good 4, Weather: Fine, Rail Position: True



Section	Overall	1400m	1200m	1000m	800m	600m	400m	200m
Section Times	1:43.47 [4] (0:14.59)	1:28.88 [3] (0:10.82)	1:18.06 [2] (0:11.45)	1:06.61 [2] (0:12.18)	0:54.43 [2] (0:12.64)	0:41.79 [2] (0:13.37)	0:28.42 [2] (0:14.05)	0:14.37 [4] (0:14.37)
Average Speed [km/h]	55.6	66.1	62.7	58.7	56.8	53.7	51.2	50.1
Top Speed [km/h]	68.8	68.3	64.1	61.0	58.4	56.1	52.5	51.1
Avg. Dist. to Rail [m]	1.9	1.2	0.7	1.1	1.4	0.6	0.2	0.2
Avg. Stride Freq. [Hz]	2.3	2.5	2.4	2.4	2.3	2.3	2.3	2.2
Avg. Stride Length [m]	6.7	7.4	7.1	6.9	6.7	6.4	6.3	6.2



- [] Ranking at each section and finish
- .-.- No data available at this section
- NA No data available



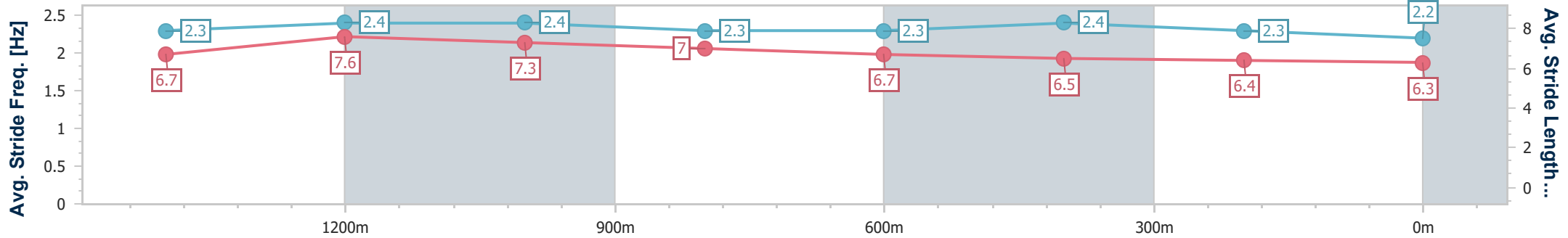
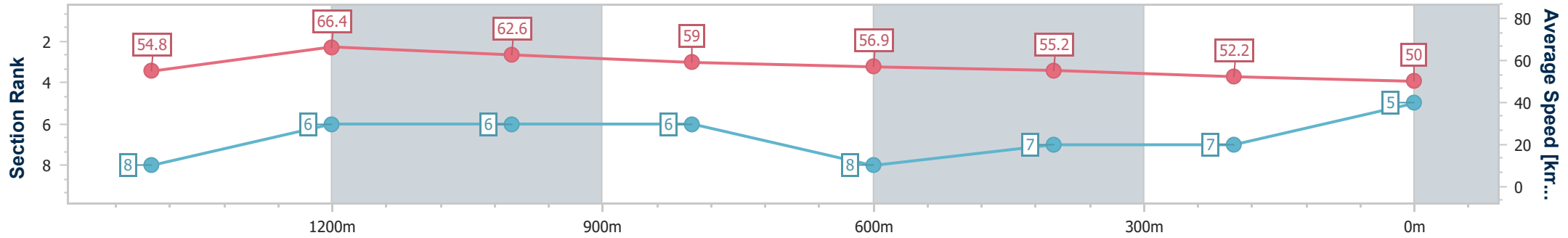
Horse/Jockey Name	When Doves Fly
Final Rank	5
Fastest Section Time (Section)	0:10.91 (1400m)
Top Speed [km/h] (Section)	71.5 (1400m)
Race State	Finished



Toowoomba QLD Professional
 Race 4: LAWRENCE & HANSON Class 1 Handicap - 1625m
 16 March 2024 - 19:09
 Track Rating: Good 4, Weather: Fine, Rail Position: True



Section	Overall	1400m	1200m	1000m	800m	600m	400m	200m					
Section Times	1:43.95 [5] (0:14.85)	1:29.10 [8] (0:10.91)	1:18.19 [6] (0:11.60)	1:06.59 [6] (0:12.29)	0:54.30 [6] (0:12.71)	0:41.59 [8] (0:13.20)	0:28.39 [7] (0:13.97)	0:14.42 [7] (0:14.42)					
Average Speed [km/h]	54.8	66.4	62.6	59.0	56.9	55.2	52.2	50.0					
Top Speed [km/h]	71.3	71.5	65.4	60.6	58.2	57.0	53.3	51.2					
Avg. Dist. to Rail [m]	3.3	2.0	3.8	1.5	2.1	2.2	3.1	4.8					
Avg. Stride Freq. [Hz]	2.3	2.4	2.4	2.3	2.3	2.4	2.3	2.2					
Avg. Stride Length [m]	6.7	7.6	7.3	7.0	6.7	6.5	6.4	6.3					



- [] Ranking at each section and finish
- .-.- No data available at this section
- NA No data available



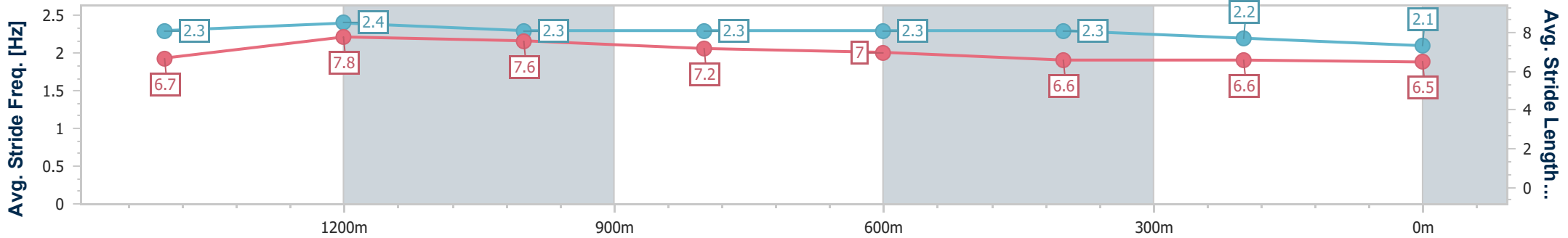
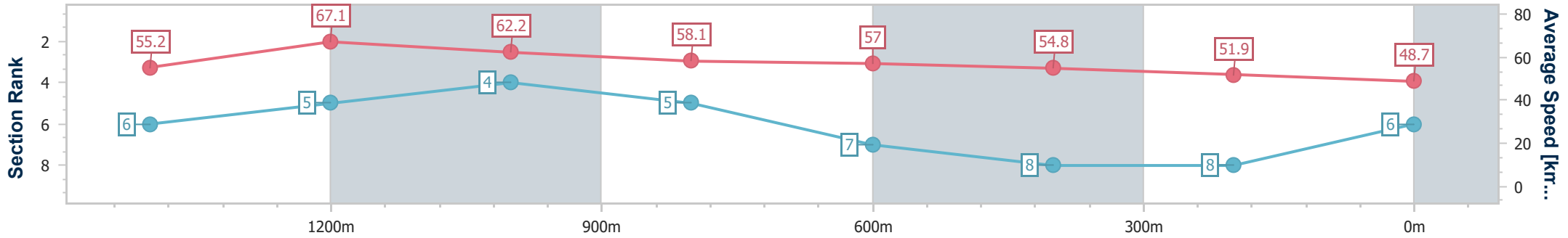
Horse/Jockey Name	Crazy About You
Final Rank	6
Fastest Section Time (Section)	0:10.83 (1400m)
Top Speed [km/h] (Section)	69.5 (1400m)
Race State	Finished



Toowoomba QLD Professional
 Race 4: LAWRENCE & HANSON Class 1 Handicap - 1625m
 16 March 2024 - 19:09
 Track Rating: Good 4, Weather: Fine, Rail Position: True



Section	Overall	1400m	1200m	1000m	800m	600m	400m	200m
Section Times	1:44.50 [6] (0:14.73)	1:29.77 [6] (0:10.83)	1:18.94 [5] (0:11.60)	1:07.34 [4] (0:12.47)	0:54.87 [5] (0:12.72)	0:42.15 [7] (0:13.33)	0:28.82 [8] (0:14.06)	0:14.76 [8] (0:14.76)
Average Speed [km/h]	55.2	67.1	62.2	58.1	57.0	54.8	51.9	48.7
Top Speed [km/h]	69.3	69.5	64.3	60.7	58.1	56.9	53.5	50.8
Avg. Dist. to Rail [m]	3.5	1.5	2.7	2.3	1.8	3.5	2.5	5.3
Avg. Stride Freq. [Hz]	2.3	2.4	2.3	2.3	2.3	2.3	2.2	2.1
Avg. Stride Length [m]	6.7	7.8	7.6	7.2	7.0	6.6	6.6	6.5



- [] Ranking at each section and finish
- .-.- No data available at this section
- NA No data available



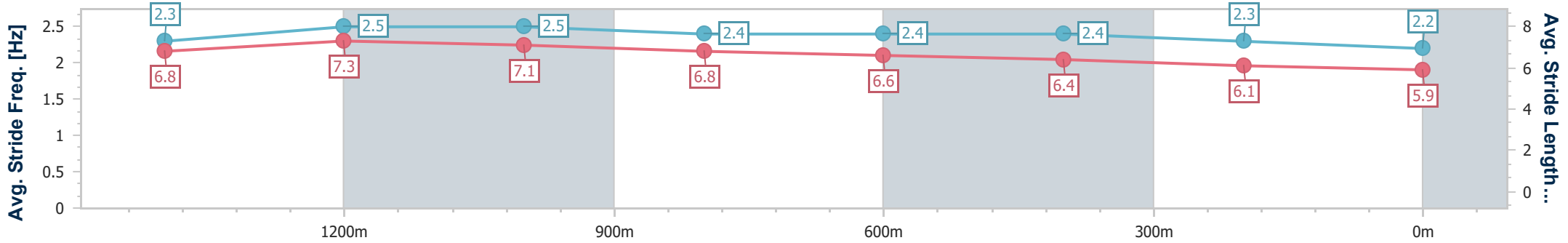
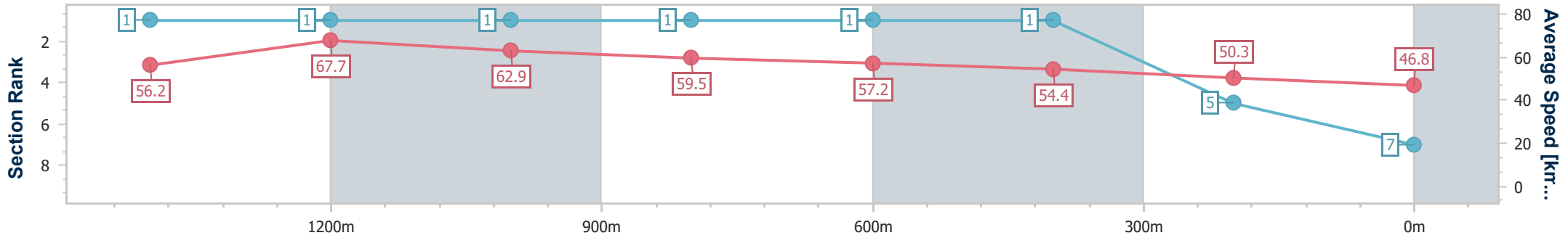
Horse/Jockey Name	Bonnie And Clyde
Final Rank	7
Fastest Section Time (Section)	0:10.75 (1400m)
Top Speed [km/h] (Section)	69.7 (Overall)
Race State	Finished



Toowoomba QLD Professional
 Race 4: LAWRENCE & HANSON Class 1 Handicap - 1625m
 16 March 2024 - 19:09
 Track Rating: Good 4, Weather: Fine, Rail Position: True



Section	Overall	1400m	1200m	1000m	800m	600m	400m	200m
Section Times	1:44.63 [7] (0:14.53)	1:30.10 [1] (0:10.75)	1:19.35 [1] (0:11.48)	1:07.87 [1] (0:12.19)	0:55.68 [1] (0:12.69)	0:42.99 [1] (0:13.35)	0:29.64 [1] (0:14.29)	0:15.35 [5] (0:15.35)
Average Speed [km/h]	56.2	67.7	62.9	59.5	57.2	54.4	50.3	46.8
Top Speed [km/h]	69.7	69.6	65.5	61.3	58.2	57.1	51.5	49.4
Avg. Dist. to Rail [m]	6.6	2.5	2.6	2.0	2.1	1.2	0.7	1.4
Avg. Stride Freq. [Hz]	2.3	2.5	2.5	2.4	2.4	2.4	2.3	2.2
Avg. Stride Length [m]	6.8	7.3	7.1	6.8	6.6	6.4	6.1	5.9



- [] Ranking at each section and finish
- .-.- No data available at this section
- NA No data available



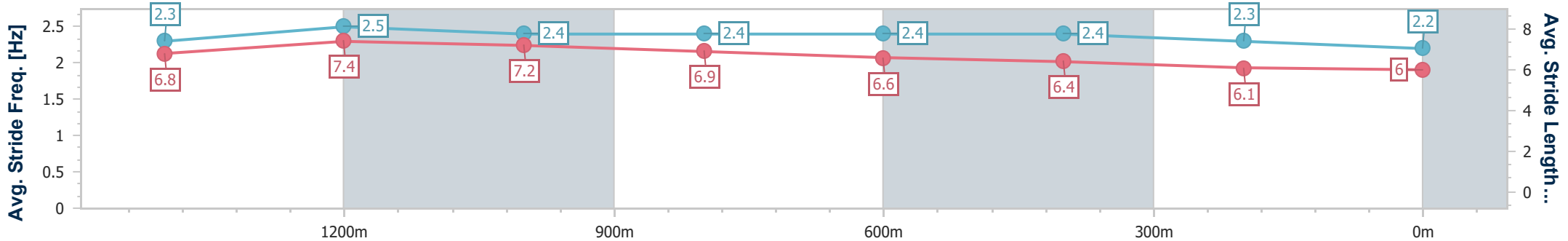
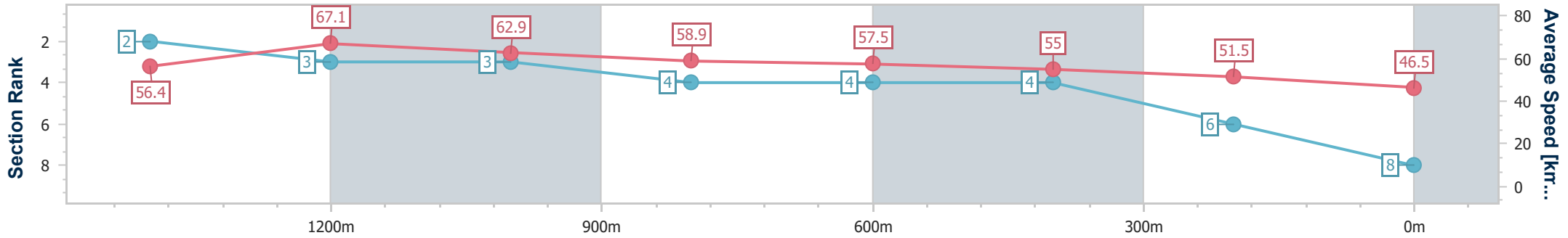
Horse/Jockey Name	Grandcoeur
Final Rank	8
Fastest Section Time (Section)	0:11.00 (1400m)
Top Speed [km/h] (Section)	70.3 (Overall)
Race State	Finished



Toowoomba QLD Professional
 Race 4: LAWRENCE & HANSON Class 1 Handicap - 1625m
 16 March 2024 - 19:09
 Track Rating: Good 4, Weather: Fine, Rail Position: True



Section	Overall	1400m	1200m	1000m	800m	600m	400m	200m
Section Times	1:44.83 [8] (0:14.53)	1:30.30 [2] (0:11.00)	1:19.30 [3] (0:11.52)	1:07.78 [3] (0:12.30)	0:55.48 [4] (0:12.65)	0:42.83 [4] (0:13.24)	0:29.59 [4] (0:14.16)	0:15.43 [6] (0:15.43)
Average Speed [km/h]	56.4	67.1	62.9	58.9	57.5	55.0	51.5	46.5
Top Speed [km/h]	70.3	70.0	65.7	61.8	58.5	58.1	53.7	50.5
Avg. Dist. to Rail [m]	8.4	4.5	3.5	2.2	2.8	2.3	3.9	4.5
Avg. Stride Freq. [Hz]	2.3	2.5	2.4	2.4	2.4	2.4	2.3	2.2
Avg. Stride Length [m]	6.8	7.4	7.2	6.9	6.6	6.4	6.1	6.0



- [] Ranking at each section and finish
- .-.- No data available at this section
- NA No data available



Toowoomba QLD Professional

Race 5: AG RIGGING Class 3 Handicap - 870m

16 March 2024 - 19:48



Track Rating: Good 4, Weather: Fine, Rail Position: True

Section		Overall	800m	600m	400m	200m	Last 600m					
Field Times		0:51.33 (0:06.06)	0:45.27 (0:11.12)	0:34.15 (0:11.34)	0:22.81 (0:11.29)	0:11.52 (0:11.52)	0:34.15					
Rank	TAB Horse/Jockey	Barrier	Top Speed [km/h]	Fastest Section	Margin			Distance Travelled [m]				
1	5 BUCKALTIUS Emily Lang	5	67.1 800m	0:06.15 Overall	0:51.33 [1] (0:06.15)	0:45.18 [3] (0:11.10)	0:34.08 [3] (0:11.27)	0:22.81 [1] (0:11.29)	0:11.52 [1] (0:11.52)	0:51.33	0:34.08	
2	7 SMILING ZAC Nozi Tomizawa	7	66.9 800m	0:06.43 Overall	0:51.36 [2] (0:06.43)	0:44.93 [4] (0:10.94)	0:33.99 [4] (0:11.33)	0:22.66 [3] (0:11.30)	0:11.36 [3] (0:11.36)	0.2L	0:33.99	-5
3	4 RICCARDO Madeleine Wishart	4	65.7 800m	0:06.06 Overall	0:51.99 [3] (0:06.06)	0:45.93 [1] (0:11.12)	0:34.81 [1] (0:11.34)	0:23.47 [2] (0:11.40)	0:12.07 [2] (0:12.07)	3.7L	0:34.81	-1

Did Not Finish: Prince Nicconi (#2)

Scratched: Because The Night (#1), Flaming Homer (#6), Invincibilus (#3)



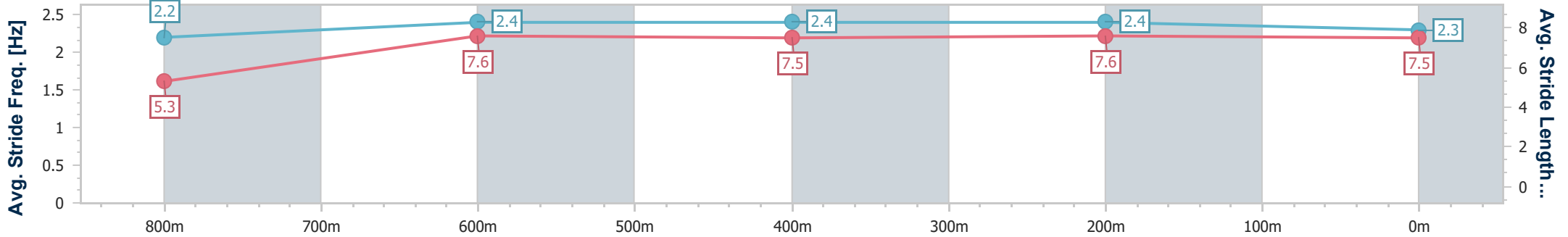
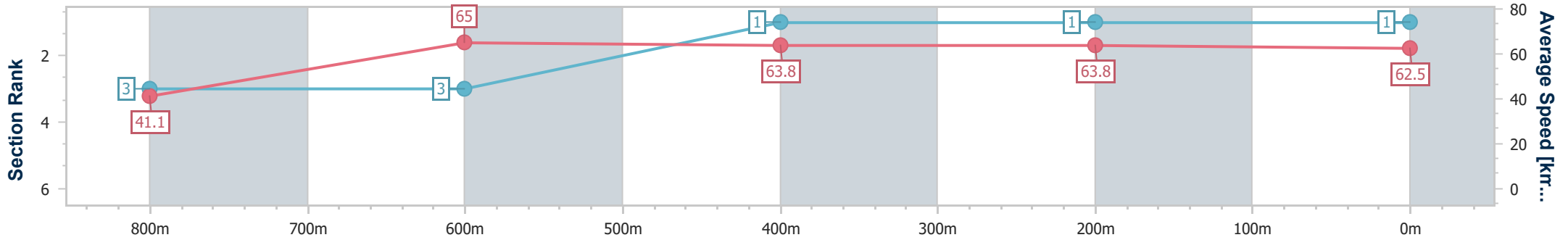
Horse/Jockey Name	Buckaltius
Final Rank	1
Fastest Section Time (Section)	0:06.15 (Overall)
Top Speed [km/h] (Section)	67.1 (800m)
Race State	Finished



Toowoomba QLD Professional
 Race 5: AG RIGGING Class 3 Handicap - 870m
 16 March 2024 - 19:48
 Track Rating: Good 4, Weather: Fine, Rail Position: True



Section	Overall	800m	600m	400m	200m
Section Times	0:51.33 [1] (0:06.15)	0:45.18 [3] (0:11.10)	0:34.08 [3] (0:11.27)	0:22.81 [1] (0:11.29)	0:11.52 [1] (0:11.52)
Average Speed [km/h]	41.1	65.0	63.8	63.8	62.5
Top Speed [km/h]	61.1	67.1	65.8	64.5	63.7
Avg. Dist. to Rail [m]	4.0	1.5	0.3	0.7	0.8
Avg. Stride Freq. [Hz]	2.2	2.4	2.4	2.4	2.3
Avg. Stride Length [m]	5.3	7.6	7.5	7.6	7.5



- [] Ranking at each section and finish
- .-.- No data available at this section
- NA No data available



Horse/Jockey Name	Smiling Zac
Final Rank	2
Fastest Section Time (Section)	0:06.43 (Overall)
Top Speed [km/h] (Section)	66.9 (800m)
Race State	Finished



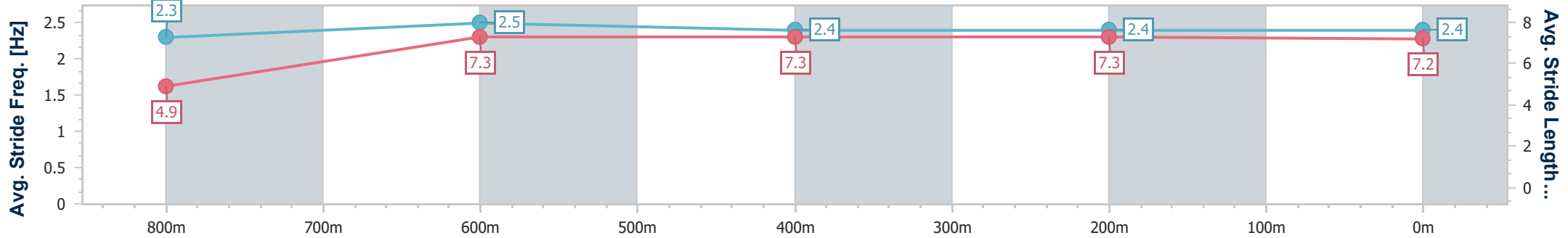
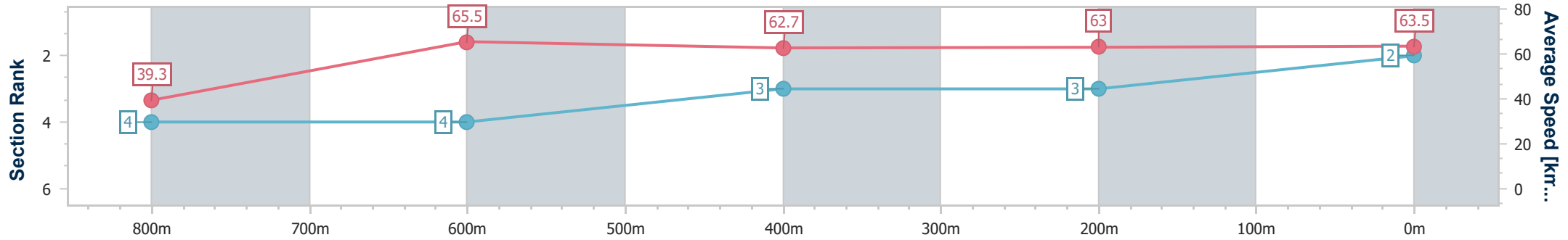
Toowoomba QLD Professional
Race 5: AG RIGGING Class 3 Handicap - 870m



16 March 2024 - 19:48

Track Rating: Good 4, Weather: Fine, Rail Position: True

Section	Overall	800m	600m	400m	200m
Section Times	0:51.36 [2] (0:06.43)	0:44.93 [4] (0:10.94)	0:33.99 [4] (0:11.33)	0:22.66 [3] (0:11.30)	0:11.36 [3] (0:11.36)
Average Speed [km/h]	39.3	65.5	62.7	63.0	63.5
Top Speed [km/h]	63.0	66.9	63.7	63.4	63.7
Avg. Dist. to Rail [m]	1.3	1.6	2.5	2.4	2.1
Avg. Stride Freq. [Hz]	2.3	2.5	2.4	2.4	2.4
Avg. Stride Length [m]	4.9	7.3	7.3	7.3	7.2



- [] Ranking at each section and finish
- .-.- No data available at this section
- NA No data available



Horse/Jockey Name	Riccardo
Final Rank	3
Fastest Section Time (Section)	0:06.06 (Overall)
Top Speed [km/h] (Section)	65.7 (800m)
Race State	Finished



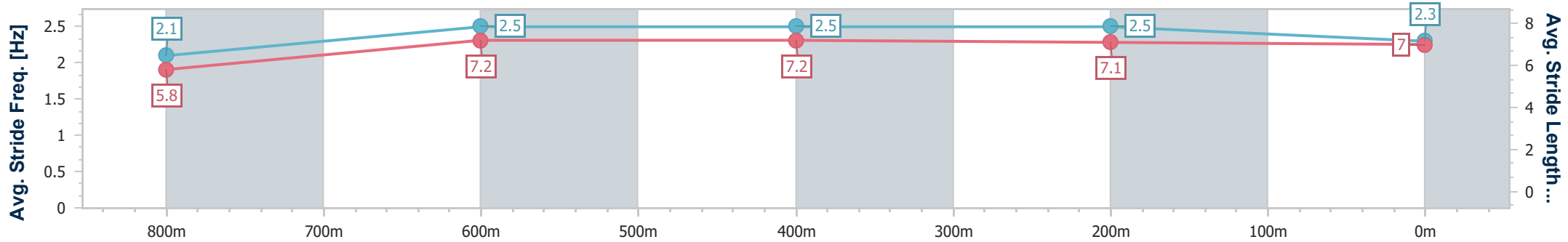
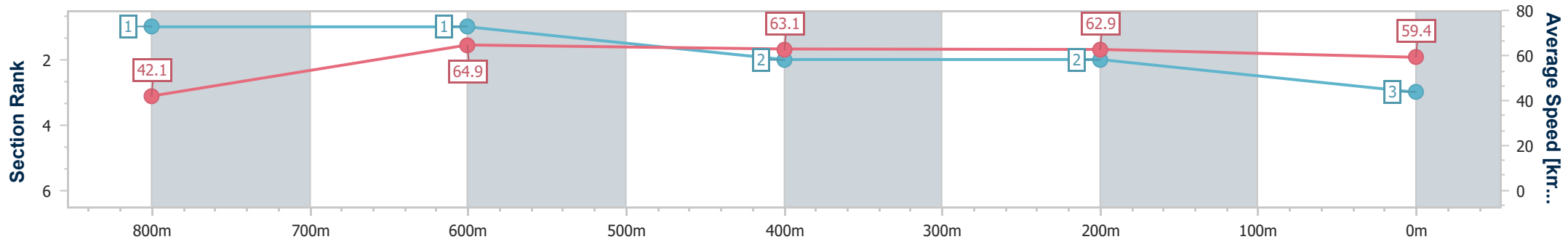
Toowoomba QLD Professional
Race 5: AG RIGGING Class 3 Handicap - 870m



16 March 2024 - 19:48

Track Rating: Good 4, Weather: Fine, Rail Position: True

Section	Overall	800m	600m	400m	200m
Section Times	0:51.99 [3] (0:06.06)	0:45.93 [1] (0:11.12)	0:34.81 [1] (0:11.34)	0:23.47 [2] (0:11.40)	0:12.07 [2] (0:12.07)
Average Speed [km/h]	42.1	64.9	63.1	62.9	59.4
Top Speed [km/h]	61.9	65.7	65.1	63.6	61.8
Avg. Dist. to Rail [m]	3.3	2.0	0.9	0.9	0.5
Avg. Stride Freq. [Hz]	2.1	2.5	2.5	2.5	2.3
Avg. Stride Length [m]	5.8	7.2	7.2	7.1	7.0



- [] Ranking at each section and finish
- .-.- No data available at this section
- NA No data available



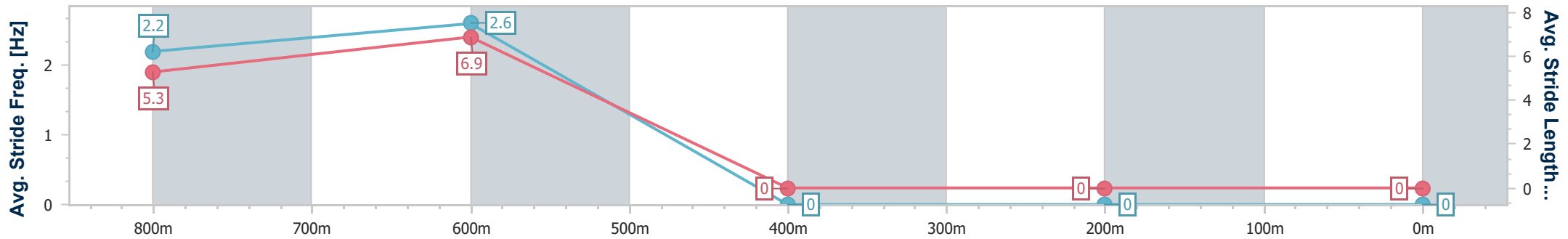
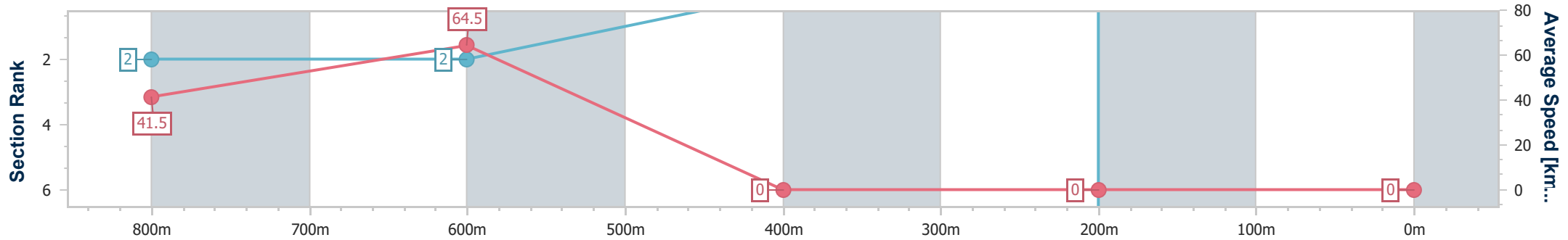
Horse/Jockey Name	Prince Nicconi
Final Rank	2147483647
Fastest Section Time (Section)	0:06.10 (Overall)
Top Speed [km/h] (Section)	66.1 (800m)
Race State	DidNotFinish



Toowoomba QLD Professional
 Race 5: AG RIGGING Class 3 Handicap - 870m
 16 March 2024 - 19:48
 Track Rating: Good 4, Weather: Fine, Rail Position: True



Section	Overall	800m	600m	400m	200m
Section Times	0:00.00 [2147483647 1 (0:06.10)	0:00.00 [2] (0:11.15)	-:--:--	-:--:--	-:--:--
Average Speed [km/h]	41.5	64.5	0.0	0.0	0.0
Top Speed [km/h]	62.6	66.1	--	--	--
Avg. Dist. to Rail [m]	3.1	1.0	0.0	0.0	0.0
Avg. Stride Freq. [Hz]	2.2	2.6	--	--	--
Avg. Stride Length [m]	5.3	6.9	--	--	--



- [] Ranking at each section and finish
- :--:-- No data available at this section
- NA No data available

- [] Ranking at each section and finish
- :--:- No data available at this section
- NA No data available



Toowoomba QLD Professional

Race 6: MNP SECURITY Colts, Geldings and Entires Maiden Handicap - 1000m

16 March 2024 - 20:33



Track Rating: Good 4, Weather: Fine, Rail Position: True

Section		Overall	800m	600m	400m	200m	Last 600m					
Field Times		1:01.02 (0:13.90)	0:47.12 (0:11.21)	0:35.91 (0:11.60)	0:24.31 (0:11.76)	0:12.55 (0:12.55)	0:35.91					
Rank	TAB Horse/Jockey	Barrier	Top Speed [km/h]	Fastest Section	Margin					Distance Travelled [m]		
1	5 NEARA REWARD Emily Lang	5	66.3 Overall	0:11.21 800m	1:01.02 [1] (0:13.90)	0:47.12 [1] (0:11.21)	0:35.91 [1] (0:11.60)	0:24.31 [1] (0:11.76)	0:12.55 [1] (0:12.55)	1:01.02	0:35.91	
2	3 QUARTER RED Les Tilley	3	67.6 Overall	0:11.28 800m	1:01.81 [2] (0:14.07)	0:47.74 [2] (0:11.28)	0:36.46 [2] (0:11.69)	0:24.77 [2] (0:12.07)	0:12.70 [2] (0:12.70)	4.5L	0:36.46	+1
3	2 NOVADAN Alisha Donald	2	65.7 Overall	0:11.32 800m	1:02.44 [3] (0:14.31)	0:48.13 [4] (0:11.32)	0:36.81 [4] (0:11.99)	0:24.82 [4] (0:12.38)	0:12.44 [3] (0:12.44)	8L	0:36.81	-4
4	4 WINDY WHEELS Olivia Webb	4	65.3 Overall	0:11.37 800m	1:02.79 [4] (0:14.30)	0:48.49 [3] (0:11.37)	0:37.12 [5] (0:12.14)	0:24.98 [5] (0:12.26)	0:12.72 [5] (0:12.72)	10L	0:37.12	-3
5	1 SERAPUS Micheal Hellyer	1	66.2 800m	0:11.23 800m	1:03.45 [5] (0:14.35)	0:49.10 [5] (0:11.23)	0:37.87 [3] (0:11.99)	0:25.88 [3] (0:12.48)	0:13.40 [4] (0:13.40)	13.8L	0:37.87	+4

Scratched: Squeak (#6)

[] Ranking at each section and finish
 -:-:- No data available at this section
 NA No data available

SCN Saddle cloth number
 DNF Did not finish
 DNT Did not track



Horse/Jockey Name	Neara Reward
Final Rank	1
Fastest Section Time (Section)	0:11.21 (800m)
Top Speed [km/h] (Section)	66.3 (Overall)
Race State	Finished



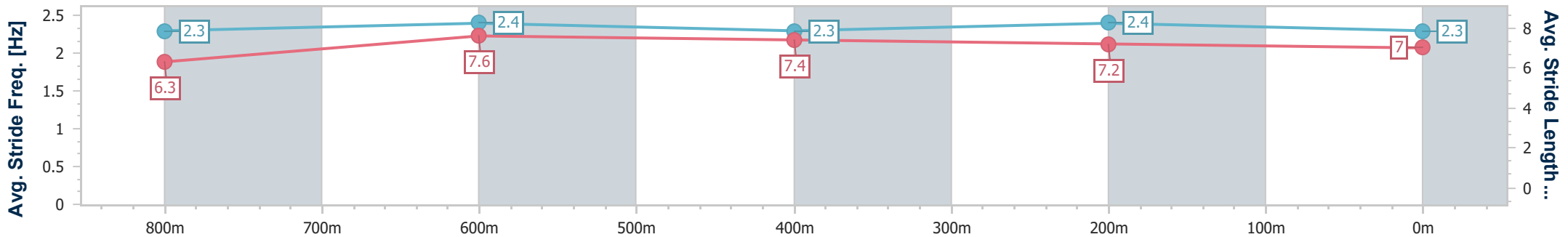
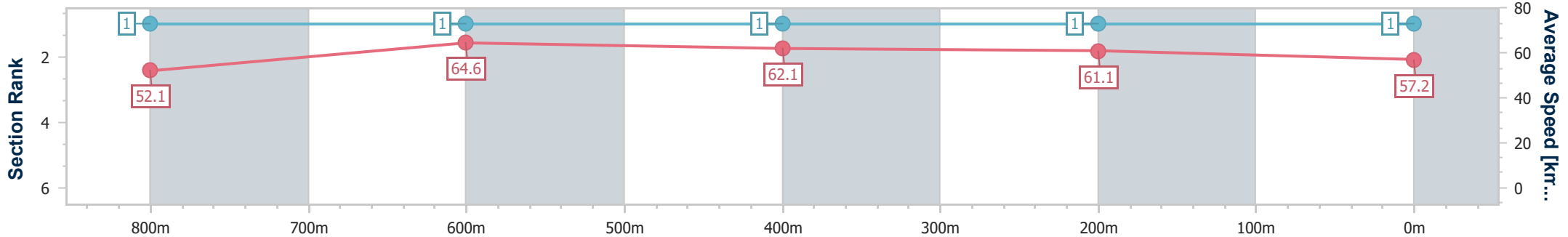
Toowoomba QLD Professional
 Race 6: MNP SECURITY Colts, Geldings and Entires Maiden Handicap - 1000m



16 March 2024 - 20:33

Track Rating: Good 4, Weather: Fine, Rail Position: True

Section	Overall	800m	600m	400m	200m
Section Times	1:01.02 [1] (0:13.90)	0:47.12 [1] (0:11.21)	0:35.91 [1] (0:11.60)	0:24.31 [1] (0:11.76)	0:12.55 [1] (0:12.55)
Average Speed [km/h]	52.1	64.6	62.1	61.1	57.2
Top Speed [km/h]	66.3	65.7	64.3	62.0	60.1
Avg. Dist. to Rail [m]	5.1	1.3	0.4	1.0	0.2
Avg. Stride Freq. [Hz]	2.3	2.4	2.3	2.4	2.3
Avg. Stride Length [m]	6.3	7.6	7.4	7.2	7.0



- [] Ranking at each section and finish
- .-.- No data available at this section
- NA No data available



Horse/Jockey Name	Quarter Red
Final Rank	2
Fastest Section Time (Section)	0:11.28 (800m)
Top Speed [km/h] (Section)	67.6 (Overall)
Race State	Finished



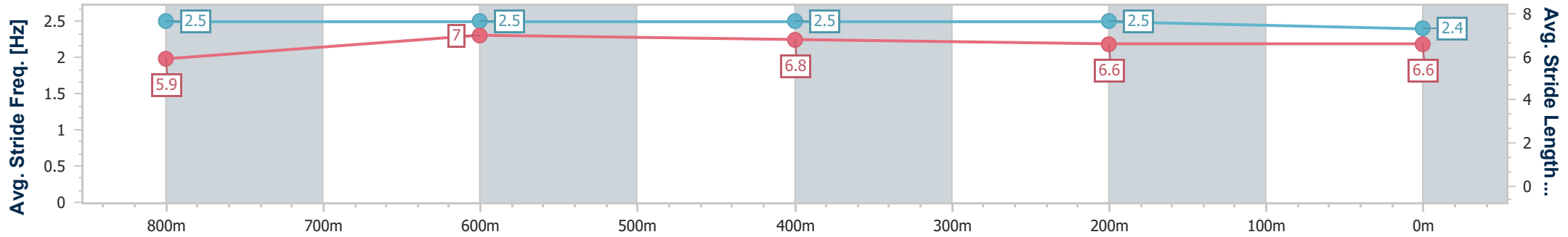
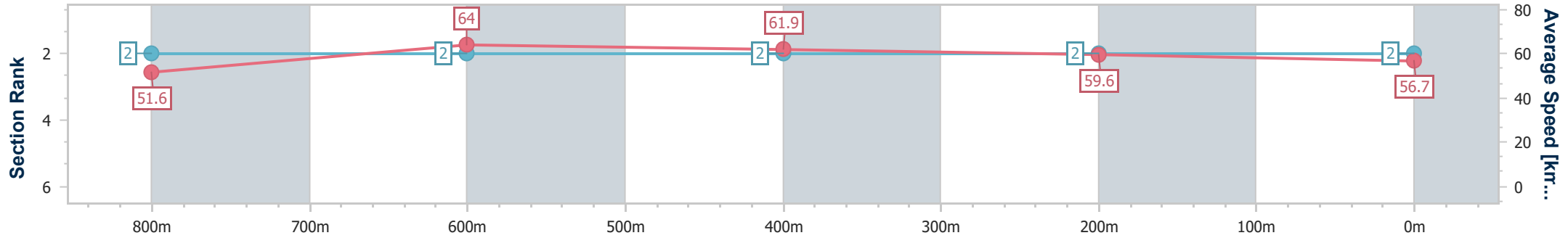
Toowoomba QLD Professional
 Race 6: MNP SECURITY Colts, Geldings and Entires Maiden
 Handicap - 1000m



16 March 2024 - 20:33

Track Rating: Good 4, Weather: Fine, Rail Position: True

Section	Overall	800m	600m	400m	200m
Section Times	1:01.81 [2] (0:14.07)	0:47.74 [2] (0:11.28)	0:36.46 [2] (0:11.69)	0:24.77 [2] (0:12.07)	0:12.70 [2] (0:12.70)
Average Speed [km/h]	51.6	64.0	61.9	59.6	56.7
Top Speed [km/h]	67.6	66.4	64.7	60.3	59.4
Avg. Dist. to Rail [m]	5.9	0.9	0.5	0.6	1.8
Avg. Stride Freq. [Hz]	2.5	2.5	2.5	2.5	2.4
Avg. Stride Length [m]	5.9	7.0	6.8	6.6	6.6



- [] Ranking at each section and finish
- .-.- No data available at this section
- NA No data available



Horse/Jockey Name	Novadan
Final Rank	3
Fastest Section Time (Section)	0:11.32 (800m)
Top Speed [km/h] (Section)	65.7 (Overall)
Race State	Finished



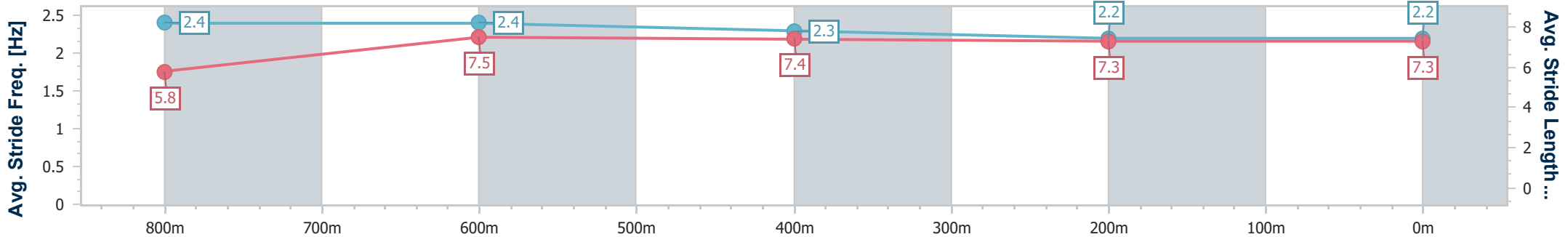
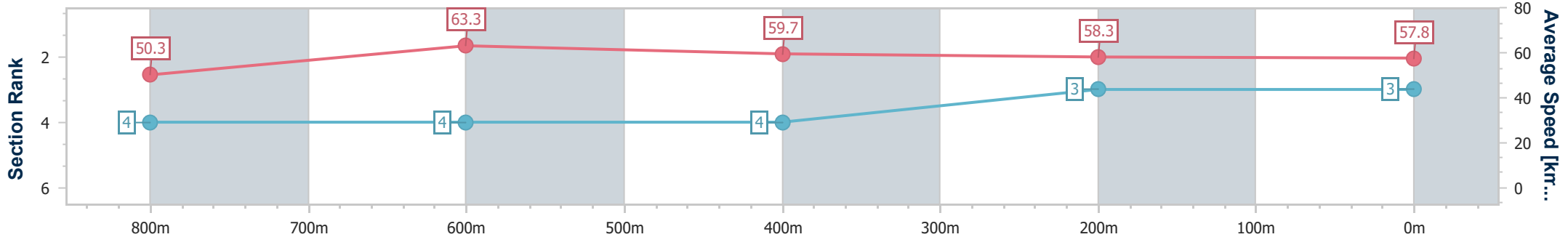
Toowoomba QLD Professional
 Race 6: MNP SECURITY Colts, Geldings and Entires Maiden
 Handicap - 1000m



16 March 2024 - 20:33

Track Rating: Good 4, Weather: Fine, Rail Position: True

Section	Overall	800m	600m	400m	200m
Section Times	1:02.44 [3] (0:14.31)	0:48.13 [4] (0:11.32)	0:36.81 [4] (0:11.99)	0:24.82 [4] (0:12.38)	0:12.44 [3] (0:12.44)
Average Speed [km/h]	50.3	63.3	59.7	58.3	57.8
Top Speed [km/h]	65.7	65.7	62.1	60.3	58.9
Avg. Dist. to Rail [m]	1.6	1.3	0.6	1.6	1.3
Avg. Stride Freq. [Hz]	2.4	2.4	2.3	2.2	2.2
Avg. Stride Length [m]	5.8	7.5	7.4	7.3	7.3



- [] Ranking at each section and finish
- .-.- No data available at this section
- NA No data available



Horse/Jockey Name	Windy Wheels
Final Rank	4
Fastest Section Time (Section)	0:11.37 (800m)
Top Speed [km/h] (Section)	65.3 (Overall)
Race State	Finished



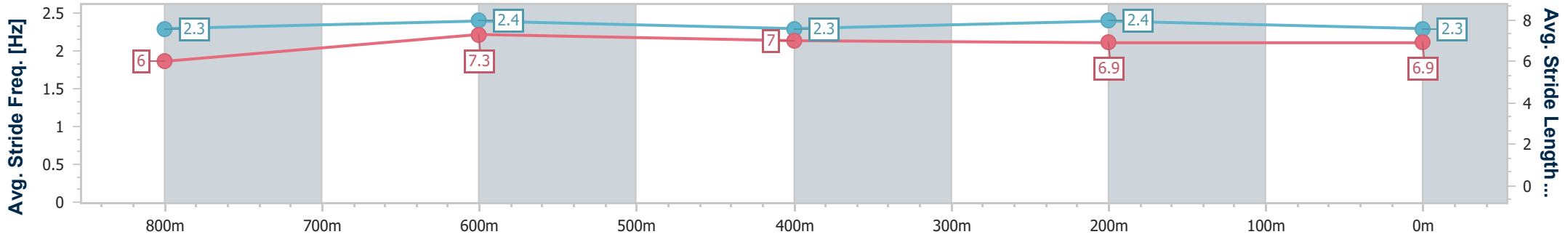
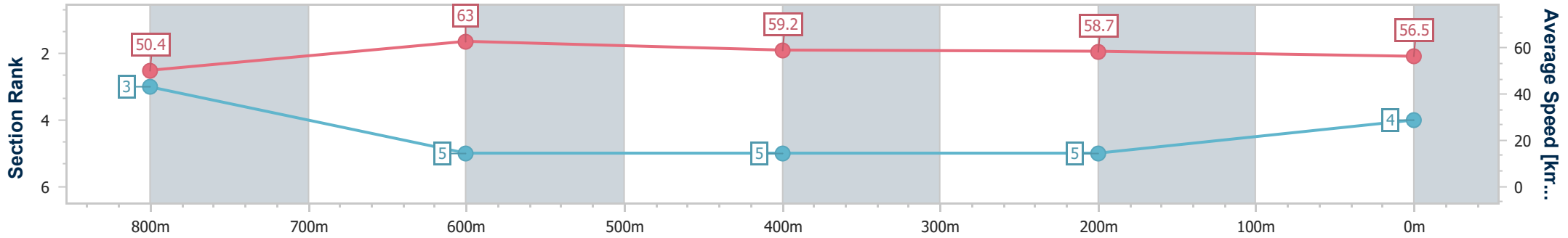
Toowoomba QLD Professional
 Race 6: MNP SECURITY Colts, Geldings and Entires Maiden
 Handicap - 1000m



16 March 2024 - 20:33

Track Rating: Good 4, Weather: Fine, Rail Position: True

Section	Overall	800m	600m	400m	200m
Section Times	1:02.79 [4] (0:14.30)	0:48.49 [3] (0:11.37)	0:37.12 [5] (0:12.14)	0:24.98 [5] (0:12.26)	0:12.72 [5] (0:12.72)
Average Speed [km/h]	50.4	63.0	59.2	58.7	56.5
Top Speed [km/h]	65.3	64.7	61.8	59.7	59.4
Avg. Dist. to Rail [m]	1.9	1.0	0.6	0.3	0.8
Avg. Stride Freq. [Hz]	2.3	2.4	2.3	2.4	2.3
Avg. Stride Length [m]	6.0	7.3	7.0	6.9	6.9



- [] Ranking at each section and finish
- .-.- No data available at this section
- NA No data available



Horse/Jockey Name	Serapus
Final Rank	5
Fastest Section Time (Section)	0:11.23 (800m)
Top Speed [km/h] (Section)	66.2 (800m)
Race State	Finished



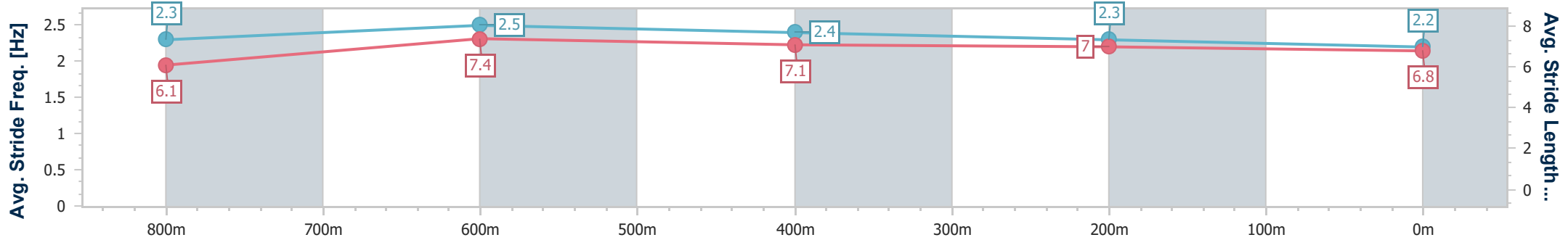
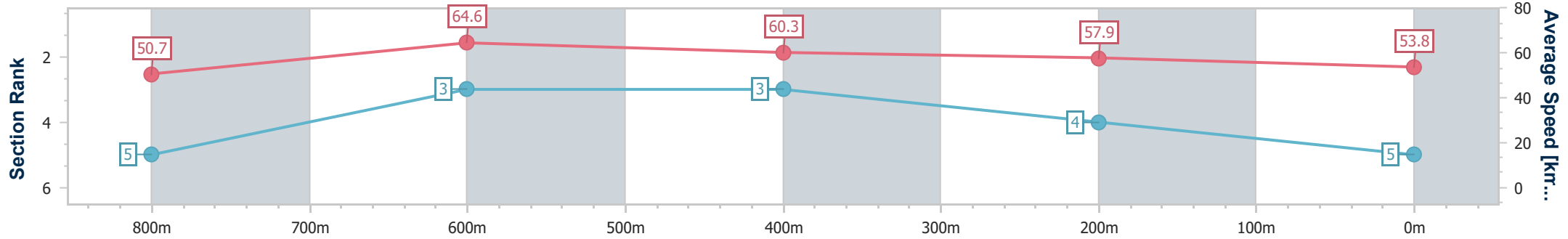
Toowoomba QLD Professional
 Race 6: MNP SECURITY Colts, Geldings and Entires Maiden Handicap - 1000m



16 March 2024 - 20:33

Track Rating: Good 4, Weather: Fine, Rail Position: True

Section	Overall	800m	600m	400m	200m
Section Times	1:03.45 [5] (0:14.35)	0:49.10 [5] (0:11.23)	0:37.87 [3] (0:11.99)	0:25.88 [3] (0:12.48)	0:13.40 [4] (0:13.40)
Average Speed [km/h]	50.7	64.6	60.3	57.9	53.8
Top Speed [km/h]	65.1	66.2	64.4	59.0	56.4
Avg. Dist. to Rail [m]	5.0	1.8	1.7	0.9	0.7
Avg. Stride Freq. [Hz]	2.3	2.5	2.4	2.3	2.2
Avg. Stride Length [m]	6.1	7.4	7.1	7.0	6.8



- [] Ranking at each section and finish
- .-.- No data available at this section
- NA No data available