



Ipswich QLD Professional
Race 3: NGU REAL ESTATE GREATER SPRINGFIELD BENCHMARK 70
Handicap - 1666m
16 March 2024 - 13:39



Track Rating: Good 4, Weather: Fine, Rail Position: True

Section		Overall	1400m	1200m	1000m	800m	600m	400m	Last 600m				
Field Times		1:41.71 (0:18.06)	1:23.65 (0:11.45)	1:12.20 (0:12.27)	0:59.93 (0:12.49)	0:47.44 (0:12.49)	0:34.95 (0:11.41)	0:23.54 (0:11.56)	0:34.95				
Rank	TAB Horse/Jockey	Barrier	Top Speed [km/h]	Fastest Section	Distance Travelled [m]								
1	1 LE HEROS Casey Waddell	1	65.7	0:11.39	1:41.71 [1] (0:18.12)	1:23.59 [2] (0:11.39)	1:12.20 [1] (0:12.27)	0:59.93 [1] (0:12.49)	0:47.44 [1] (0:12.49)	0:34.95 [1] (0:11.42)	0:23.53 [2] (0:11.55)	0:34.95	
2	2 THIS'LLBETHEONE Brodie Loy	2	64.7	0:11.35	1:41.82 [2] (0:18.54)	1:23.28 [4] (0:11.55)	1:11.73 [5] (0:12.44)	0:59.29 [5] (0:12.45)	0:46.84 [5] (0:11.84)	0:35.00 [2] (0:11.35)	0:23.65 [1] (0:11.60)	0:35.00	+5
3	8 PRICKLY POPPY Jai Williams	8	66.3	0:11.30	1:41.91 [3] (0:18.54)	1:23.37 [5] (0:11.30)	1:12.07 [4] (0:12.26)	0:59.81 [3] (0:12.45)	0:47.36 [3] (0:12.44)	0:34.92 [4] (0:11.51)	0:23.41 [3] (0:11.44)	0:34.92	-1
4	4 WOWIT'S WILLYWONKA Nozi Tomizawa	4	66.5	0:11.48	1:42.88 [4] (0:18.06)	1:24.82 [1] (0:11.48)	1:13.34 [2] (0:12.41)	1:00.93 [2] (0:12.49)	0:48.44 [2] (0:12.38)	0:36.06 [3] (0:11.74)	0:24.32 [4] (0:11.86)	0:36.06	+4
5	3 TWYFORD Andrew Spinks	3	64.9	0:11.55	1:42.96 [5] (0:18.19)	1:24.77 [3] (0:11.59)	1:13.18 [3] (0:12.51)	1:00.67 [4] (0:12.47)	0:48.20 [4] (0:12.29)	0:35.91 [5] (0:11.55)	0:24.36 [5] (0:11.77)	0:35.91	+7
6	5 RUBY'S LAD Jake Molloy	5	64.6	0:11.32	1:43.05 [6] (0:19.12)	1:23.93 [7] (0:11.32)	1:12.61 [7] (0:12.54)	1:00.07 [7] (0:12.23)	0:47.84 [6] (0:12.00)	0:35.84 [6] (0:11.89)	0:23.95 [6] (0:11.79)	0:35.84	+5
7	7 TIME TO TESTIFY Michael Cahill	7	64.1	0:11.39	1:43.57 [7] (0:19.02)	1:24.55 [6] (0:11.39)	1:13.16 [6] (0:12.47)	1:00.69 [6] (0:12.40)	0:48.29 [7] (0:12.08)	0:36.21 [7] (0:12.00)	0:24.21 [7] (0:11.92)	0:36.21	+7

Scratched: Tavistorm (#6)

[] Ranking at each section and finish
 -:-:- No data available at this section
 NA No data available

SCN Saddle cloth number
 DNF Did not finish
 DNT Did not track



Ipswich QLD Professional
Race 3: NGU REAL ESTATE GREATER SPRINGFIELD BENCHMARK 70
Handicap - 1666m
16 March 2024 - 13:39



Track Rating: Good 4, Weather: Fine, Rail Position: True

Section				200m				Last 600m	
Field Times				0:11.98 (0:11.98)				0:34.95	
Rank	TAB	Horse/Jockey	Barrier	Top Speed [km/h]	Fastest Section	Margin			Distance Travelled [m]
1	1	LE HEROS Casey Waddell	1	65.7 Overall	0:11.39 1400m	0:11.98 [1] (0:11.98)	1:41.71		0:34.95
2	2	THIS'LLBETHEONE Brodie Loy	2	64.7 600m	0:11.35 600m	0:12.05 [2] (0:12.05)	0.11L		0:35.00 +5
3	8	PRICKLY POPPY Jai Williams	8	66.3 Overall	0:11.30 1400m	0:11.97 [3] (0:11.97)	0.09L		0:34.92 -1
4	4	WOWIT'S WILLYWONKA Nozi Tomizawa	4	66.5 Overall	0:11.48 1400m	0:12.46 [5] (0:12.46)	0.97L		0:36.06 +4
5	3	TWYFORD Andrew Spinks	3	64.9 Overall	0:11.55 600m	0:12.59 [4] (0:12.59)	0.08L		0:35.91 +7
6	5	RUBY'S LAD Jake Molloy	5	64.6 1400m	0:11.32 1400m	0:12.16 [6] (0:12.16)	0.09L		0:35.84 +5
7	7	TIME TO TESTIFY Michael Cahill	7	64.1 1400m	0:11.39 1400m	0:12.29 [7] (0:12.29)	0.52L		0:36.21 +7

Scratched: Tavistorm (#6)



Horse/Jockey Name	Le Heros
Final Rank	1
Fastest Section Time (Section)	0:11.39 (1400m)
Top Speed [km/h] (Section)	65.7 (Overall)
Race State	Finished



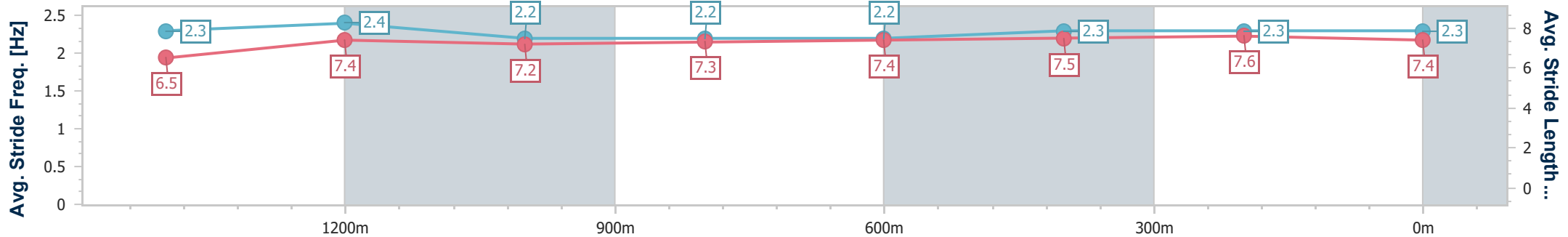
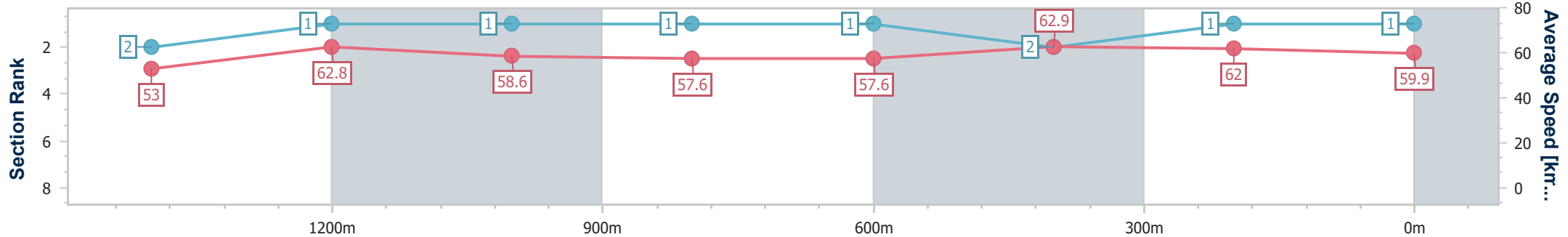
Ipswich QLD Professional
 Race 3: NGU REAL ESTATE GREATER SPRINGFIELD
 BENCHMARK 70 Handicap - 1666m



16 March 2024 - 13:39

Track Rating: Good 4, Weather: Fine, Rail Position: True

Section	Overall	1400m	1200m	1000m	800m	600m	400m	200m
Section Times	1:41.71 [1] (0:18.12)	1:23.59 [2] (0:11.39)	1:12.20 [1] (0:12.27)	0:59.93 [1] (0:12.49)	0:47.44 [1] (0:12.49)	0:34.95 [1] (0:11.42)	0:23.53 [2] (0:11.55)	0:11.98 [1] (0:11.98)
Average Speed [km/h]	53.0	62.8	58.6	57.6	57.6	62.9	62.0	59.9
Top Speed [km/h]	65.7	65.6	60.4	58.2	59.8	64.6	62.9	61.8
Avg. Dist. to Rail [m]	2.9	0.8	0.8	0.3	0.3	0.5	0.6	0.7
Avg. Stride Freq. [Hz]	2.3	2.4	2.2	2.2	2.2	2.3	2.3	2.3
Avg. Stride Length [m]	6.5	7.4	7.2	7.3	7.4	7.5	7.6	7.4



- [] Ranking at each section and finish
- .-.- No data available at this section
- NA No data available



Horse/Jockey Name	This'llbetheone
Final Rank	2
Fastest Section Time (Section)	0:11.35 (600m)
Top Speed [km/h] (Section)	64.7 (600m)
Race State	Finished



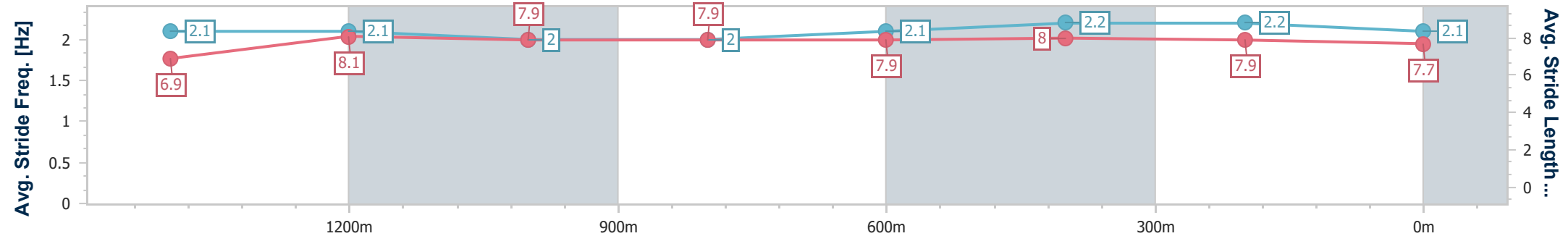
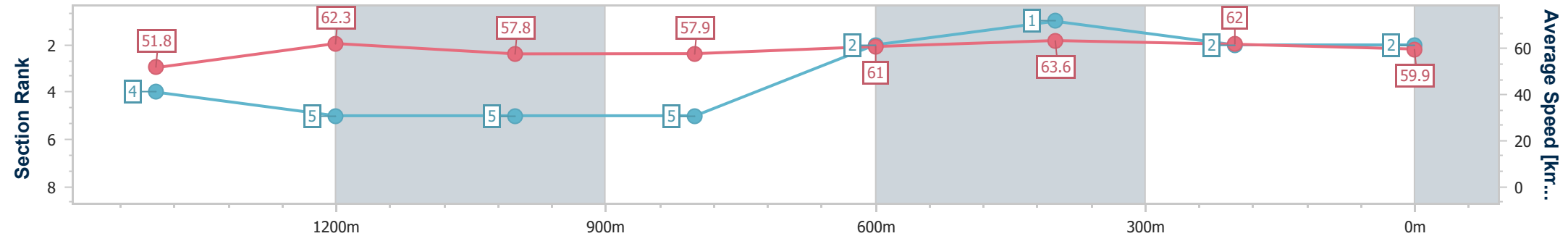
Ipswich QLD Professional
 Race 3: NGU REAL ESTATE GREATER SPRINGFIELD
 BENCHMARK 70 Handicap - 1666m



16 March 2024 - 13:39

Track Rating: Good 4, Weather: Fine, Rail Position: True

Section	Overall	1400m	1200m	1000m	800m	600m	400m	200m					
Section Times	1:41.82 [2] (0:18.54)	1:23.28 [4] (0:11.55)	1:11.73 [5] (0:12.44)	0:59.29 [5] (0:12.45)	0:46.84 [5] (0:11.84)	0:35.00 [2] (0:11.35)	0:23.65 [1] (0:11.60)	0:12.05 [2] (0:12.05)					
Average Speed [km/h]	51.8	62.3	57.8	57.9	61.0	63.6	62.0	59.9					
Top Speed [km/h]	64.7	64.4	60.7	58.5	63.2	64.7	63.0	61.3					
Avg. Dist. to Rail [m]	5.7	0.4	0.2	0.4	1.1	0.5	0.6	2.1					
Avg. Stride Freq. [Hz]	2.1	2.1	2.0	2.0	2.1	2.2	2.2	2.1					
Avg. Stride Length [m]	6.9	8.1	7.9	7.9	7.9	8.0	7.9	7.7					



- [] Ranking at each section and finish
- .-.- No data available at this section
- NA No data available



Horse/Jockey Name	Prickly Poppy
Final Rank	3
Fastest Section Time (Section)	0:11.30 (1400m)
Top Speed [km/h] (Section)	66.3 (Overall)
Race State	Finished



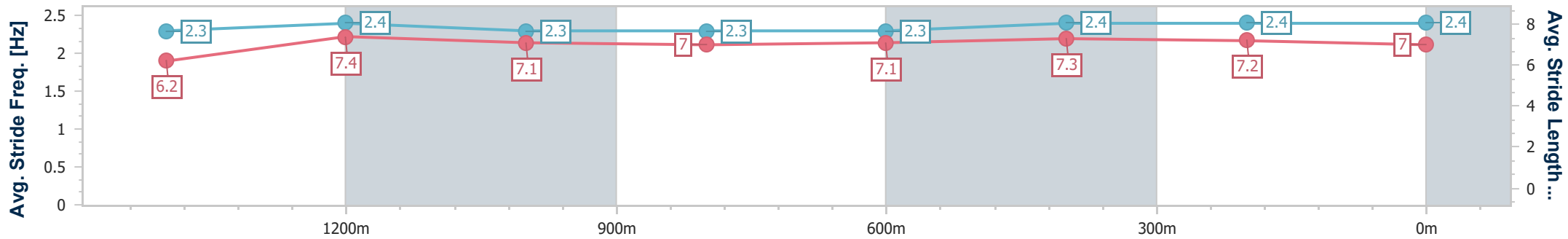
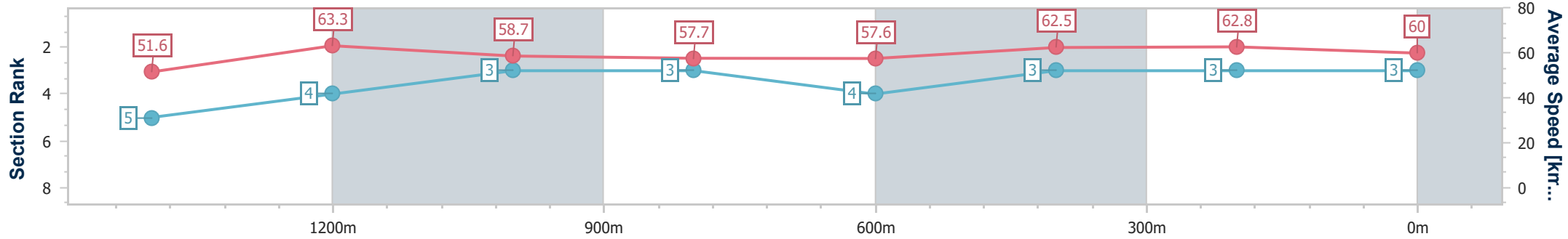
Ipswich QLD Professional
 Race 3: NGU REAL ESTATE GREATER SPRINGFIELD
 BENCHMARK 70 Handicap - 1666m



16 March 2024 - 13:39

Track Rating: Good 4, Weather: Fine, Rail Position: True

Section	Overall	1400m	1200m	1000m	800m	600m	400m	200m
Section Times	1:41.91 [3] (0:18.54)	1:23.37 [5] (0:11.30)	1:12.07 [4] (0:12.26)	0:59.81 [3] (0:12.45)	0:47.36 [3] (0:12.44)	0:34.92 [4] (0:11.51)	0:23.41 [3] (0:11.44)	0:11.97 [3] (0:11.97)
Average Speed [km/h]	51.6	63.3	58.7	57.7	57.6	62.5	62.8	60.0
Top Speed [km/h]	66.3	65.3	61.2	58.6	59.5	64.0	64.4	61.5
Avg. Dist. to Rail [m]	5.6	1.4	1.1	0.5	0.5	0.7	0.6	0.6
Avg. Stride Freq. [Hz]	2.3	2.4	2.3	2.3	2.3	2.4	2.4	2.4
Avg. Stride Length [m]	6.2	7.4	7.1	7.0	7.1	7.3	7.2	7.0



- [] Ranking at each section and finish
- .-.- No data available at this section
- NA No data available



Horse/Jockey Name	Wowit's Willywonka
Final Rank	4
Fastest Section Time (Section)	0:11.48 (1400m)
Top Speed [km/h] (Section)	66.5 (Overall)
Race State	Finished



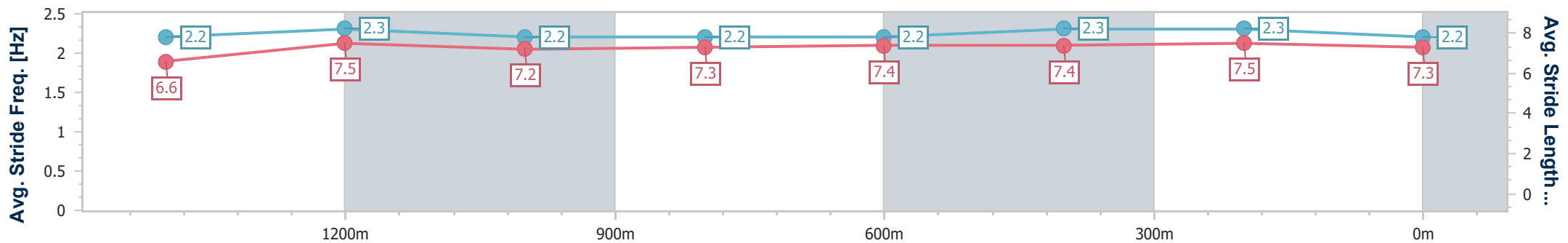
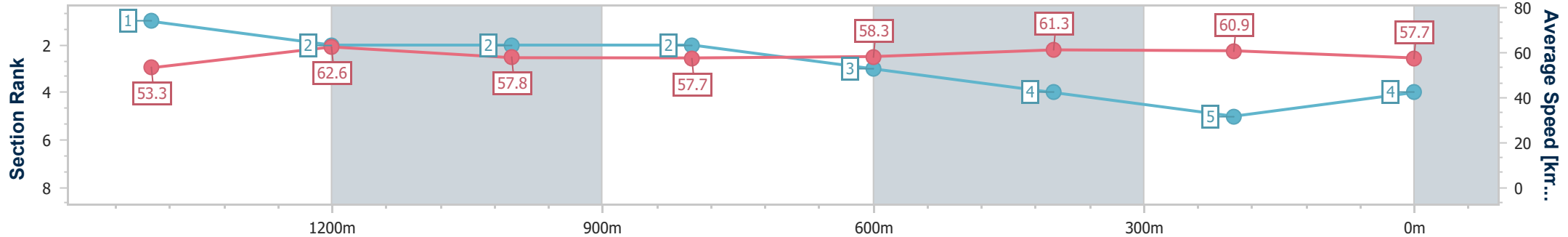
Ipswich QLD Professional
 Race 3: NGU REAL ESTATE GREATER SPRINGFIELD
 BENCHMARK 70 Handicap - 1666m



16 March 2024 - 13:39

Track Rating: Good 4, Weather: Fine, Rail Position: True

Section	Overall	1400m	1200m	1000m	800m	600m	400m	200m
Section Times	1:42.88 [4] (0:18.06)	1:24.82 [1] (0:11.48)	1:13.34 [2] (0:12.41)	1:00.93 [2] (0:12.49)	0:48.44 [2] (0:12.38)	0:36.06 [3] (0:11.74)	0:24.32 [4] (0:11.86)	0:12.46 [5] (0:12.46)
Average Speed [km/h]	53.3	62.6	57.8	57.7	58.3	61.3	60.9	57.7
Top Speed [km/h]	66.5	65.5	60.1	58.4	60.9	62.8	62.8	59.1
Avg. Dist. to Rail [m]	5.6	0.6	0.4	0.2	0.3	0.6	0.8	2.7
Avg. Stride Freq. [Hz]	2.2	2.3	2.2	2.2	2.2	2.3	2.3	2.2
Avg. Stride Length [m]	6.6	7.5	7.2	7.3	7.4	7.4	7.5	7.3



- [] Ranking at each section and finish
- .-.- No data available at this section
- NA No data available



Horse/Jockey Name	Twyford
Final Rank	5
Fastest Section Time (Section)	0:11.55 (600m)
Top Speed [km/h] (Section)	64.9 (Overall)
Race State	Finished



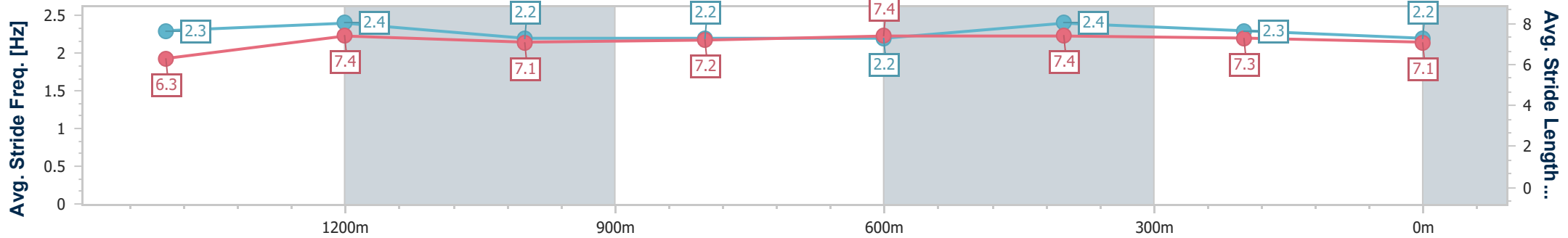
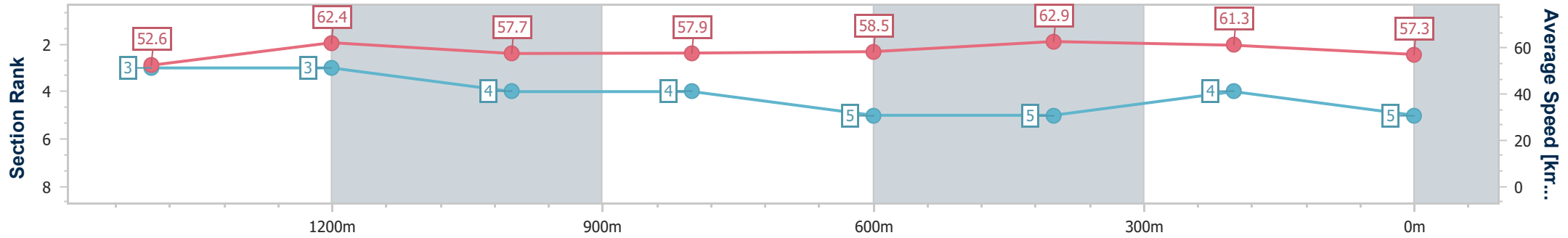
Ipswich QLD Professional
 Race 3: NGU REAL ESTATE GREATER SPRINGFIELD
 BENCHMARK 70 Handicap - 1666m



16 March 2024 - 13:39

Track Rating: Good 4, Weather: Fine, Rail Position: True

Section	Overall	1400m	1200m	1000m	800m	600m	400m	200m
Section Times	1:42.96 [5] (0:18.19)	1:24.77 [3] (0:11.59)	1:13.18 [3] (0:12.51)	1:00.67 [4] (0:12.47)	0:48.20 [4] (0:12.29)	0:35.91 [5] (0:11.55)	0:24.36 [5] (0:11.77)	0:12.59 [4] (0:12.59)
Average Speed [km/h]	52.6	62.4	57.7	57.9	58.5	62.9	61.3	57.3
Top Speed [km/h]	64.9	64.2	60.6	58.4	60.7	63.8	63.0	59.6
Avg. Dist. to Rail [m]	4.4	1.0	0.7	0.6	0.5	1.4	1.7	4.2
Avg. Stride Freq. [Hz]	2.3	2.4	2.2	2.2	2.2	2.4	2.3	2.2
Avg. Stride Length [m]	6.3	7.4	7.1	7.2	7.4	7.4	7.3	7.1



- [] Ranking at each section and finish
- .-.- No data available at this section
- NA No data available



Horse/Jockey Name	Ruby's Lad
Final Rank	6
Fastest Section Time (Section)	0:11.32 (1400m)
Top Speed [km/h] (Section)	64.6 (1400m)
Race State	Finished



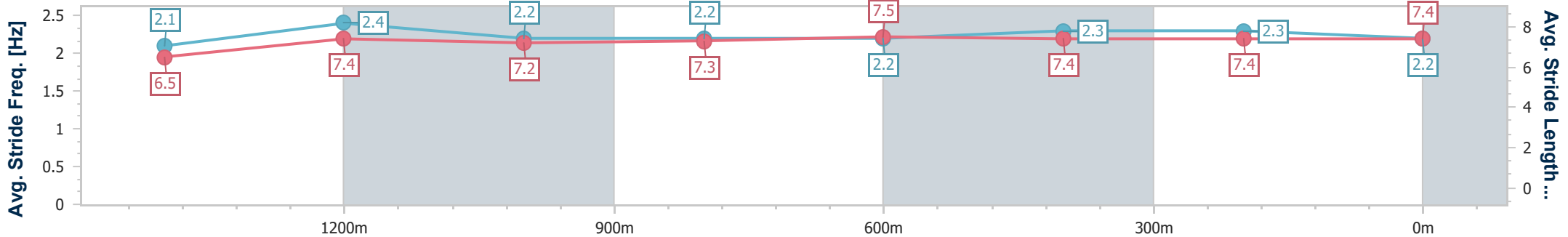
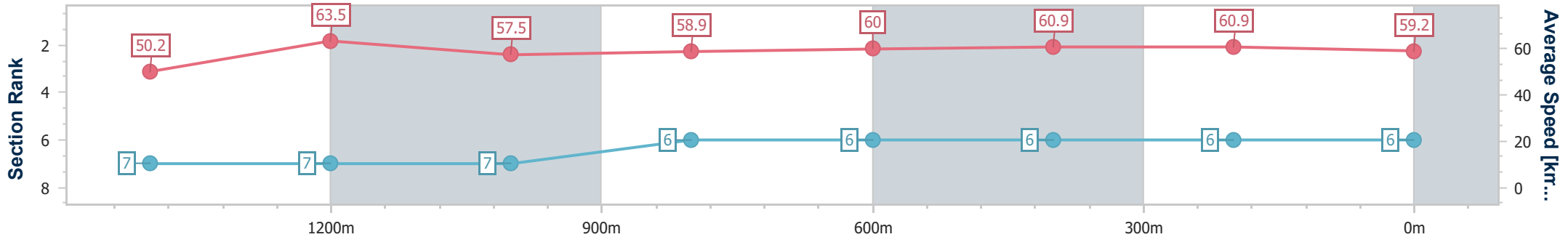
Ipswich QLD Professional
 Race 3: NGU REAL ESTATE GREATER SPRINGFIELD
 BENCHMARK 70 Handicap - 1666m



16 March 2024 - 13:39

Track Rating: Good 4, Weather: Fine, Rail Position: True

Section	Overall	1400m	1200m	1000m	800m	600m	400m	200m
Section Times	1:43.05 [6] (0:19.12)	1:23.93 [7] (0:11.32)	1:12.61 [7] (0:12.54)	1:00.07 [7] (0:12.23)	0:47.84 [6] (0:12.00)	0:35.84 [6] (0:11.89)	0:23.95 [6] (0:11.79)	0:12.16 [6] (0:12.16)
Average Speed [km/h]	50.2	63.5	57.5	58.9	60.0	60.9	60.9	59.2
Top Speed [km/h]	63.7	64.6	61.8	60.0	61.9	61.8	61.4	61.0
Avg. Dist. to Rail [m]	5.6	0.2	0.4	0.3	0.8	1.4	1.6	5.9
Avg. Stride Freq. [Hz]	2.1	2.4	2.2	2.2	2.2	2.3	2.3	2.2
Avg. Stride Length [m]	6.5	7.4	7.2	7.3	7.5	7.4	7.4	7.4



- [] Ranking at each section and finish
- .-.- No data available at this section
- NA No data available



Horse/Jockey Name	Time To Testify
Final Rank	7
Fastest Section Time (Section)	0:11.39 (1400m)
Top Speed [km/h] (Section)	64.1 (1400m)
Race State	Finished



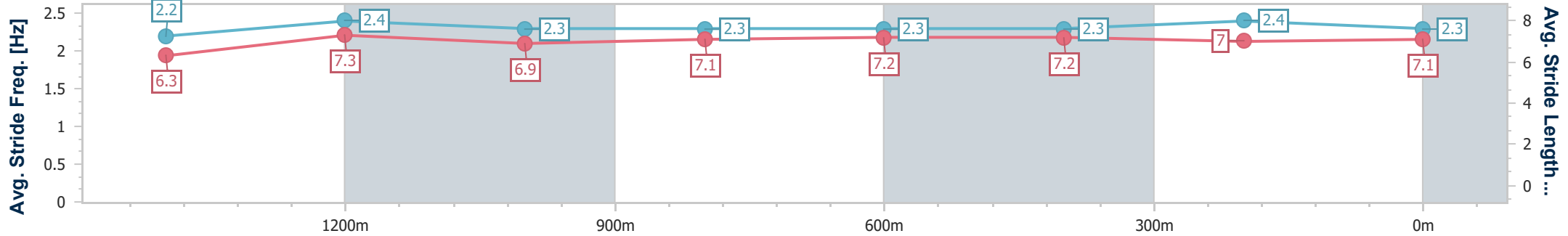
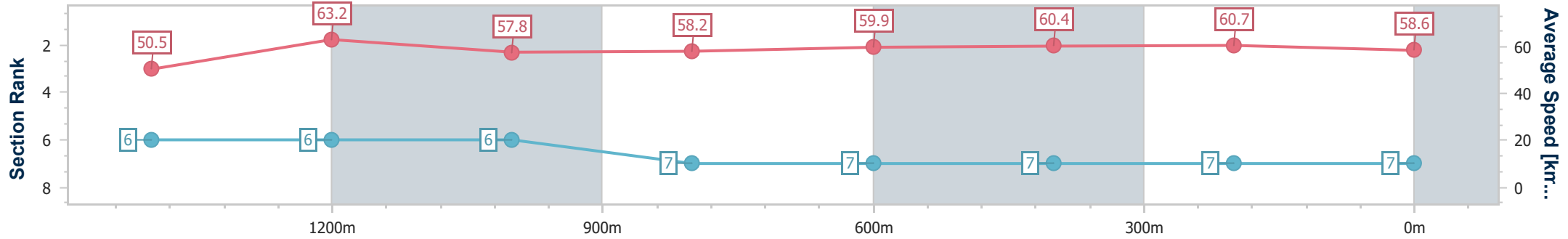
Ipswich QLD Professional
 Race 3: NGU REAL ESTATE GREATER SPRINGFIELD
 BENCHMARK 70 Handicap - 1666m



16 March 2024 - 13:39

Track Rating: Good 4, Weather: Fine, Rail Position: True

Section	Overall	1400m	1200m	1000m	800m	600m	400m	200m
Section Times	1:43.57 [7] (0:19.02)	1:24.55 [6] (0:11.39)	1:13.16 [6] (0:12.47)	1:00.69 [6] (0:12.40)	0:48.29 [7] (0:12.08)	0:36.21 [7] (0:12.00)	0:24.21 [7] (0:11.92)	0:12.29 [7] (0:12.29)
Average Speed [km/h]	50.5	63.2	57.8	58.2	59.9	60.4	60.7	58.6
Top Speed [km/h]	62.5	64.1	62.3	59.2	61.2	61.5	61.1	60.8
Avg. Dist. to Rail [m]	4.7	0.3	0.8	0.7	0.8	2.2	1.9	4.0
Avg. Stride Freq. [Hz]	2.2	2.4	2.3	2.3	2.3	2.3	2.4	2.3
Avg. Stride Length [m]	6.3	7.3	6.9	7.1	7.2	7.2	7.0	7.1



- [] Ranking at each section and finish
- .-.- No data available at this section
- NA No data available