



Ipswich QLD Professional
Race 2: KO THOROUGHBRED RACING BENCHMARK 78 Handicap - 1350m
 16 March 2024 - 13:04



Track Rating: Good 4, Weather: Fine, Rail Position: True

| Section | | Overall | 1200m | 1000m | 800m | 600m | 400m | Last 600m | | | | |
|-------------|---|----------------------|----------------------|----------------------|--------------------------|--------------------------|--------------------------|--------------------------|--------------------------|--------------------------|---------|----|
| Field Times | | 1:21.81 (0:11.60) | 1:10.21 (0:11.62) | 0:58.59 (0:11.94) | 0:46.65 (0:11.98) | 0:34.67 (0:11.86) | 0:22.81 (0:11.48) | 0:34.67 | | | | |
| Rank | TAB Horse/Jockey | Barrier | Top Speed [km/h] | Fastest Section | Distance Travelled [m] | | | | | | | |
| 1 | 8 START STRUTTING Nozi Tomizawa | 8 | 65.9 200m | 0:11.10 200m | 1:21.81 [1] (0:11.97) | 1:09.84 [5] (0:11.74) | 0:58.10 [5] (0:12.00) | 0:46.10 [5] (0:11.81) | 0:34.29 [4] (0:11.70) | 0:22.59 [4] (0:11.49) | 0:34.29 | |
| 2 | 7 GENTLE PRINCE Shania Willis | 7 | 64.8 400m | 0:11.35 200m | 1:21.83 [2] (0:11.60) | 1:10.23 [1] (0:11.62) | 0:58.61 [1] (0:11.94) | 0:46.67 [1] (0:11.98) | 0:34.69 [1] (0:11.86) | 0:22.83 [1] (0:11.48) | 0:34.69 | +1 |
| 3 | 1 HARD REYVA Cody Collis | 1 | 64.1 400m | 0:11.47 400m | 1:22.09 [3] (0:11.61) | 1:10.48 [2] (0:11.75) | 0:58.73 [2] (0:11.96) | 0:46.77 [2] (0:11.96) | 0:34.81 [2] (0:11.75) | 0:23.06 [2] (0:11.47) | 0:34.81 | +2 |
| 4 | 5 PREPOTENT Karl Zechner | 5 | 64.4 400m | 0:11.33 400m | 1:22.15 [4] (0:11.74) | 1:10.41 [3] (0:11.77) | 0:58.64 [4] (0:12.14) | 0:46.50 [4] (0:11.97) | 0:34.53 [5] (0:11.69) | 0:22.84 [5] (0:11.33) | 0:34.53 | +4 |
| 5 | 3 RITANI Trudy Thornton | 3 | 63.5 400m | 0:11.44 1200m | 1:22.39 [5] (0:11.92) | 1:10.47 [4] (0:11.44) | 0:59.03 [3] (0:12.05) | 0:46.98 [3] (0:11.91) | 0:35.07 [3] (0:11.78) | 0:23.29 [3] (0:11.58) | 0:35.07 | +3 |
| 6 | 2 GAIUS Noel Callow | 2 | 64.1 400m | 0:11.44 400m | 1:22.48 [6] (0:12.21) | 1:10.27 [6] (0:11.70) | 0:58.57 [6] (0:12.03) | 0:46.54 [6] (0:11.90) | 0:34.64 [6] (0:11.59) | 0:23.05 [6] (0:11.44) | 0:34.64 | +7 |

Scratched: Doctor Teekay (#4), Substitution (#6)

[] Ranking at each section and finish
 -:-:- No data available at this section
 NA No data available

SCN Saddle cloth number
 DNF Did not finish
 DNT Did not track

Ipswich QLD Professional

Race 2: KO THOROUGHBRED RACING BENCHMARK 78 Handicap - 1350m

16 March 2024 - 13:04

Track Rating: Good 4, Weather: Fine, Rail Position: True

| Section | | | | | | | 200m | | | Last 600m |
|-------------|-----|---|---------|------------------|------------------|--------------------------|----------------------|--|------------------------|------------|
| Field Times | | | | | | | 0:11.33 (0:11.33) | | | 0:34.67 |
| Rank | TAB | Horse/Jockey | Barrier | Top Speed [km/h] | Fastest Section | Margin | | | Distance Travelled [m] | |
| 1 | 8 | START STRUTTING Nozi Tomizawa | 8 | 65.9 200m | 0:11.10 200m | 0:11.10 [5] (0:11.10) | 1:21.81 | | | 0:34.29 |
| 2 | 7 | GENTLE PRINCE Shania Willis | 7 | 64.8 400m | 0:11.35 200m | 0:11.35 [1] (0:11.35) | 0.02L | | | 0:34.69 +1 |
| 3 | 1 | HARD REYVA Cody Collis | 1 | 64.1 400m | 0:11.47 400m | 0:11.59 [2] (0:11.59) | 0.26L | | | 0:34.81 +2 |
| 4 | 5 | PREPOTENT Karl Zechner | 5 | 64.4 400m | 0:11.33 400m | 0:11.51 [3] (0:11.51) | 0.06L | | | 0:34.53 +4 |
| 5 | 3 | RITANI Trudy Thornton | 3 | 63.5 400m | 0:11.44 1200m | 0:11.71 [4] (0:11.71) | 0.24L | | | 0:35.07 +3 |
| 6 | 2 | GAIUS Noel Callow | 2 | 64.1 400m | 0:11.44 400m | 0:11.61 [6] (0:11.61) | 0.09L | | | 0:34.64 +7 |

Scratched: Doctor Teekay (#4), Substitution (#6)



| | |
|--------------------------------|-----------------|
| Horse/Jockey Name | Start Strutting |
| Final Rank | 1 |
| Fastest Section Time (Section) | 0:11.10 (200m) |
| Top Speed [km/h] (Section) | 65.9 (200m) |
| Race State | Finished |

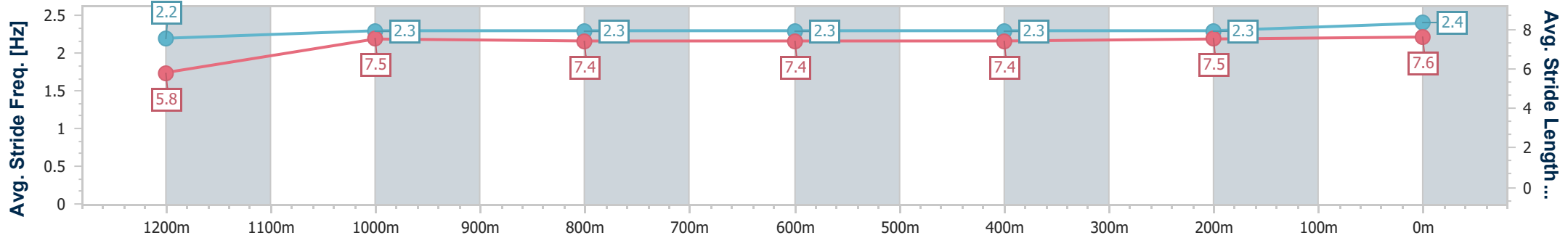
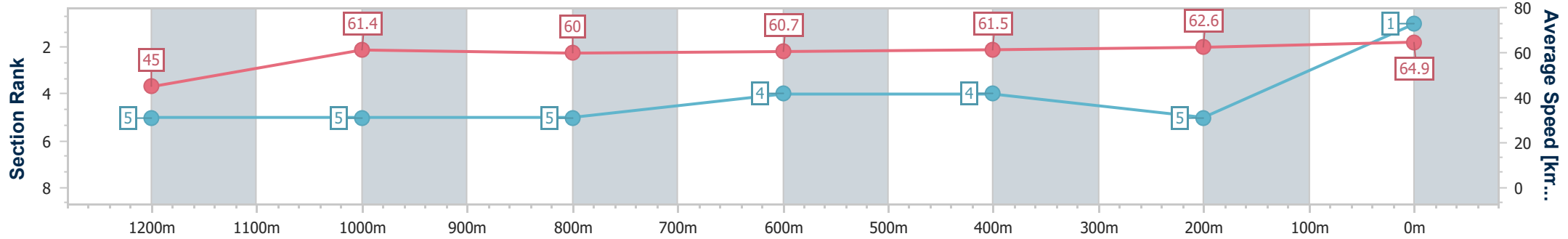


Ipswich QLD Professional
 Race 2: KO THOROUGHBRED RACING BENCHMARK 78
 Handicap - 1350m
 16 March 2024 - 13:04



Track Rating: Good 4, Weather: Fine, Rail Position: True

| Section | Overall | 1200m | 1000m | 800m | 600m | 400m | 200m |
|------------------------|--------------------------|--------------------------|--------------------------|--------------------------|--------------------------|--------------------------|--------------------------|
| Section Times | 1:21.81 [1] (0:11.97) | 1:09.84 [5] (0:11.74) | 0:58.10 [5] (0:12.00) | 0:46.10 [5] (0:11.81) | 0:34.29 [4] (0:11.70) | 0:22.59 [4] (0:11.49) | 0:11.10 [5] (0:11.10) |
| Average Speed [km/h] | 45.0 | 61.4 | 60.0 | 60.7 | 61.5 | 62.6 | 64.9 |
| Top Speed [km/h] | 59.4 | 62.2 | 61.4 | 61.8 | 62.3 | 65.1 | 65.9 |
| Avg. Dist. to Rail [m] | 2.3 | 1.2 | 0.3 | 1.0 | 0.7 | 0.8 | 1.5 |
| Avg. Stride Freq. [Hz] | 2.2 | 2.3 | 2.3 | 2.3 | 2.3 | 2.3 | 2.4 |
| Avg. Stride Length [m] | 5.8 | 7.5 | 7.4 | 7.4 | 7.4 | 7.5 | 7.6 |



- [] Ranking at each section and finish
- .-.- No data available at this section
- NA No data available



| | |
|--------------------------------|----------------|
| Horse/Jockey Name | Gentle Prince |
| Final Rank | 2 |
| Fastest Section Time (Section) | 0:11.35 (200m) |
| Top Speed [km/h] (Section) | 64.8 (400m) |
| Race State | Finished |

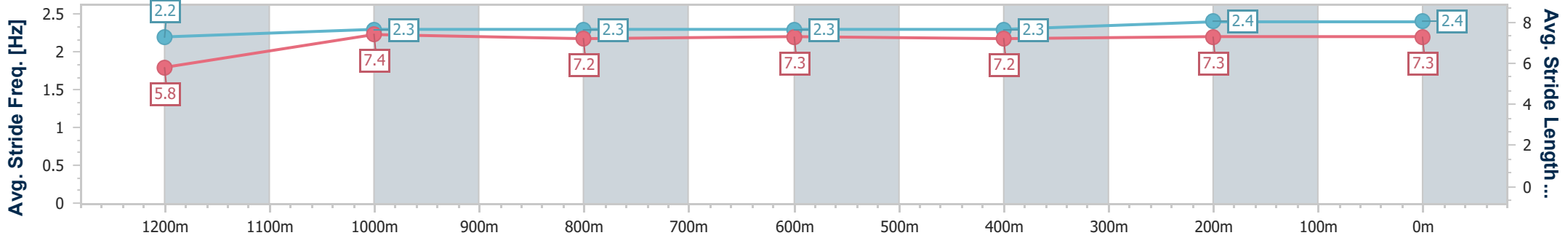
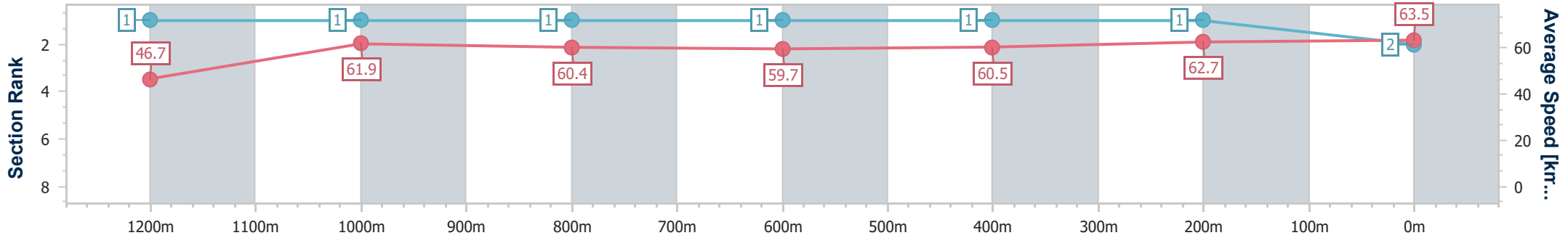


Ipswich QLD Professional
 Race 2: KO THOROUGHBRED RACING BENCHMARK 78
 Handicap - 1350m
 16 March 2024 - 13:04



Track Rating: Good 4, Weather: Fine, Rail Position: True

| Section | Overall | 1200m | 1000m | 800m | 600m | 400m | 200m |
|------------------------|--------------------------|--------------------------|--------------------------|--------------------------|--------------------------|--------------------------|--------------------------|
| Section Times | 1:21.83 [2] (0:11.60) | 1:10.23 [1] (0:11.62) | 0:58.61 [1] (0:11.94) | 0:46.67 [1] (0:11.98) | 0:34.69 [1] (0:11.86) | 0:22.83 [1] (0:11.48) | 0:11.35 [1] (0:11.35) |
| Average Speed [km/h] | 46.7 | 61.9 | 60.4 | 59.7 | 60.5 | 62.7 | 63.5 |
| Top Speed [km/h] | 60.5 | 62.8 | 61.5 | 61.0 | 61.7 | 64.8 | 64.5 |
| Avg. Dist. to Rail [m] | 5.1 | 2.4 | 0.5 | 1.1 | 0.8 | 0.5 | 2.8 |
| Avg. Stride Freq. [Hz] | 2.2 | 2.3 | 2.3 | 2.3 | 2.3 | 2.4 | 2.4 |
| Avg. Stride Length [m] | 5.8 | 7.4 | 7.2 | 7.3 | 7.2 | 7.3 | 7.3 |



- [] Ranking at each section and finish
- .-.- No data available at this section
- NA No data available



| | |
|--------------------------------|----------------|
| Horse/Jockey Name | Hard Reyva |
| Final Rank | 3 |
| Fastest Section Time (Section) | 0:11.47 (400m) |
| Top Speed [km/h] (Section) | 64.1 (400m) |
| Race State | Finished |

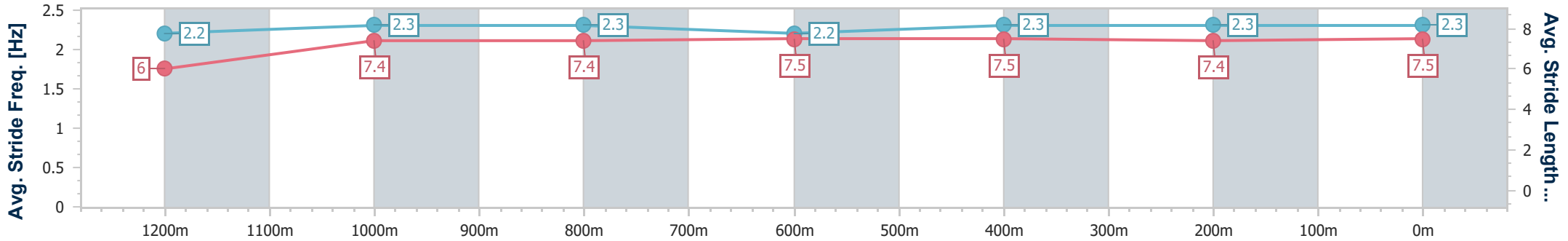
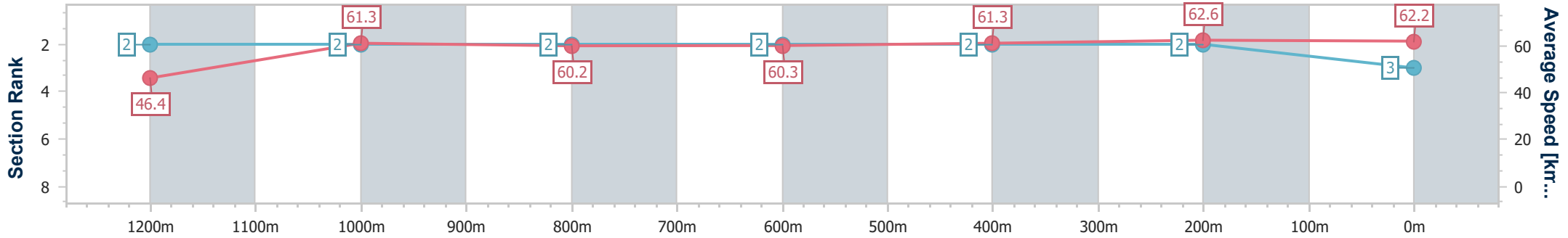


Ipswich QLD Professional
 Race 2: KO THOROUGHBRED RACING BENCHMARK 78
 Handicap - 1350m
 16 March 2024 - 13:04



Track Rating: Good 4, Weather: Fine, Rail Position: True

| Section | Overall | 1200m | 1000m | 800m | 600m | 400m | 200m |
|------------------------|--------------------------|--------------------------|--------------------------|--------------------------|--------------------------|--------------------------|--------------------------|
| Section Times | 1:22.09 [3] (0:11.61) | 1:10.48 [2] (0:11.75) | 0:58.73 [2] (0:11.96) | 0:46.77 [2] (0:11.96) | 0:34.81 [2] (0:11.75) | 0:23.06 [2] (0:11.47) | 0:11.59 [2] (0:11.59) |
| Average Speed [km/h] | 46.4 | 61.3 | 60.2 | 60.3 | 61.3 | 62.6 | 62.2 |
| Top Speed [km/h] | 60.8 | 62.2 | 61.5 | 61.4 | 61.7 | 64.1 | 63.9 |
| Avg. Dist. to Rail [m] | 0.3 | 0.8 | 0.2 | 0.4 | 0.1 | 0.7 | 3.3 |
| Avg. Stride Freq. [Hz] | 2.2 | 2.3 | 2.3 | 2.2 | 2.3 | 2.3 | 2.3 |
| Avg. Stride Length [m] | 6.0 | 7.4 | 7.4 | 7.5 | 7.5 | 7.4 | 7.5 |



- [] Ranking at each section and finish
- .-.-.- No data available at this section
- NA No data available



| | |
|--------------------------------|----------------|
| Horse/Jockey Name | Prepotent |
| Final Rank | 4 |
| Fastest Section Time (Section) | 0:11.33 (400m) |
| Top Speed [km/h] (Section) | 64.4 (400m) |
| Race State | Finished |

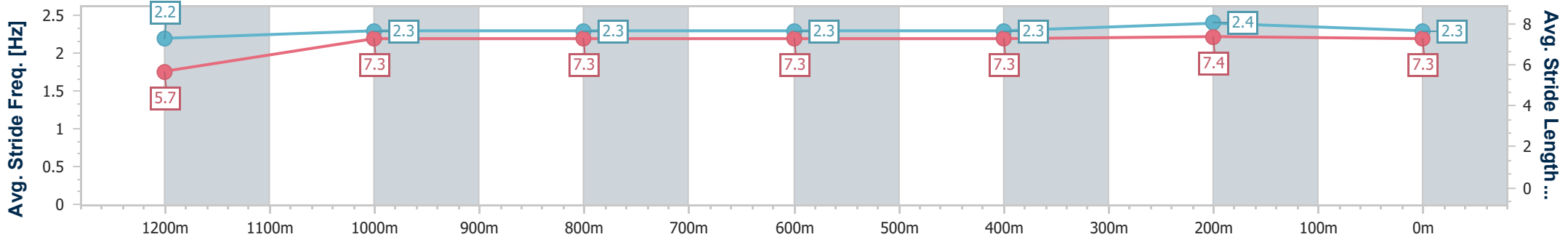
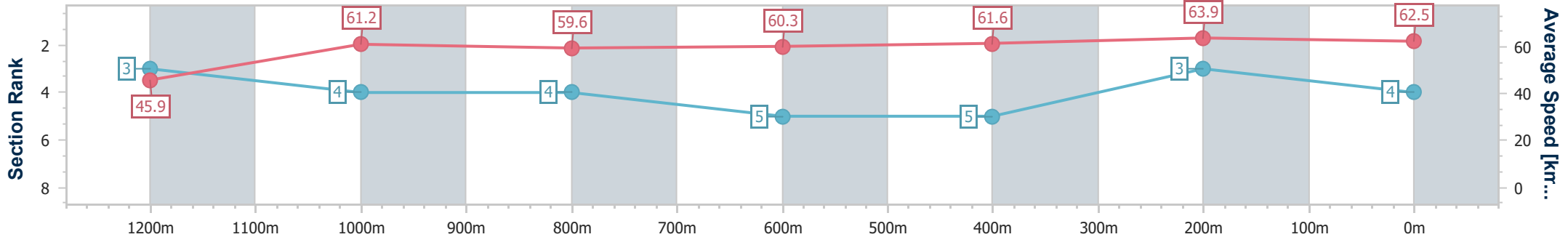


Ipswich QLD Professional
 Race 2: KO THOROUGHBRED RACING BENCHMARK 78
 Handicap - 1350m
 16 March 2024 - 13:04



Track Rating: Good 4, Weather: Fine, Rail Position: True

| Section | Overall | 1200m | 1000m | 800m | 600m | 400m | 200m |
|------------------------|--------------------------|--------------------------|--------------------------|--------------------------|--------------------------|--------------------------|--------------------------|
| Section Times | 1:22.15 [4] (0:11.74) | 1:10.41 [3] (0:11.77) | 0:58.64 [4] (0:12.14) | 0:46.50 [4] (0:11.97) | 0:34.53 [5] (0:11.69) | 0:22.84 [5] (0:11.33) | 0:11.51 [3] (0:11.51) |
| Average Speed [km/h] | 45.9 | 61.2 | 59.6 | 60.3 | 61.6 | 63.9 | 62.5 |
| Top Speed [km/h] | 62.2 | 62.2 | 60.8 | 61.9 | 63.1 | 64.4 | 64.2 |
| Avg. Dist. to Rail [m] | 1.7 | 2.0 | 1.1 | 0.6 | 0.6 | 1.8 | 4.4 |
| Avg. Stride Freq. [Hz] | 2.2 | 2.3 | 2.3 | 2.3 | 2.3 | 2.4 | 2.3 |
| Avg. Stride Length [m] | 5.7 | 7.3 | 7.3 | 7.3 | 7.3 | 7.4 | 7.3 |



- [] Ranking at each section and finish
- .-.- No data available at this section
- NA No data available



| | |
|--------------------------------|-----------------|
| Horse/Jockey Name | Ritani |
| Final Rank | 5 |
| Fastest Section Time (Section) | 0:11.44 (1200m) |
| Top Speed [km/h] (Section) | 63.5 (400m) |
| Race State | Finished |

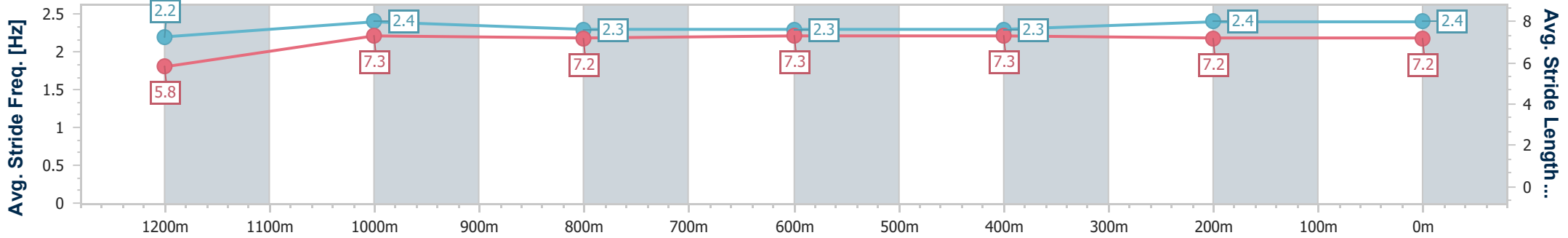
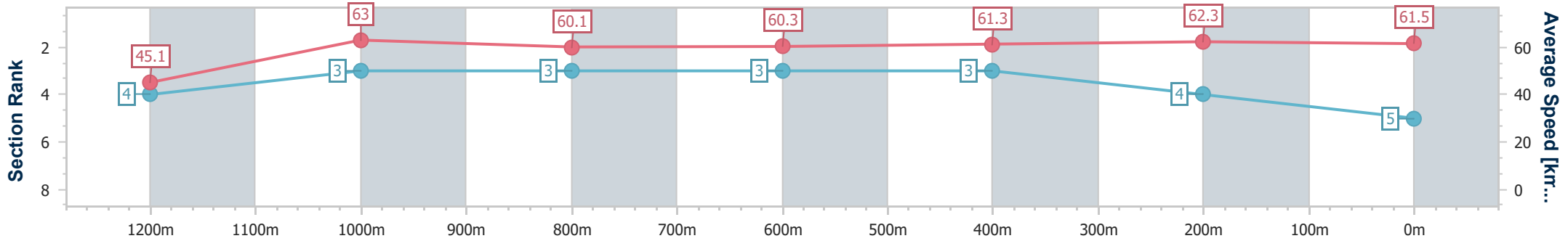


Ipswich QLD Professional
 Race 2: KO THOROUGHBRED RACING BENCHMARK 78
 Handicap - 1350m
 16 March 2024 - 13:04



Track Rating: Good 4, Weather: Fine, Rail Position: True

| Section | Overall | 1200m | 1000m | 800m | 600m | 400m | 200m |
|------------------------|--------------------------|--------------------------|--------------------------|--------------------------|--------------------------|--------------------------|--------------------------|
| Section Times | 1:22.39 [5] (0:11.92) | 1:10.47 [4] (0:11.44) | 0:59.03 [3] (0:12.05) | 0:46.98 [3] (0:11.91) | 0:35.07 [3] (0:11.78) | 0:23.29 [3] (0:11.58) | 0:11.71 [4] (0:11.71) |
| Average Speed [km/h] | 45.1 | 63.0 | 60.1 | 60.3 | 61.3 | 62.3 | 61.5 |
| Top Speed [km/h] | 62.3 | 63.5 | 62.2 | 61.2 | 61.9 | 63.5 | 62.9 |
| Avg. Dist. to Rail [m] | 3.7 | 2.7 | 0.5 | 0.2 | 0.4 | 2.0 | 2.7 |
| Avg. Stride Freq. [Hz] | 2.2 | 2.4 | 2.3 | 2.3 | 2.3 | 2.4 | 2.4 |
| Avg. Stride Length [m] | 5.8 | 7.3 | 7.2 | 7.3 | 7.3 | 7.2 | 7.2 |



- [] Ranking at each section and finish
- .-.- No data available at this section
- NA No data available



| | |
|--------------------------------|----------------|
| Horse/Jockey Name | Gaius |
| Final Rank | 6 |
| Fastest Section Time (Section) | 0:11.44 (400m) |
| Top Speed [km/h] (Section) | 64.1 (400m) |
| Race State | Finished |

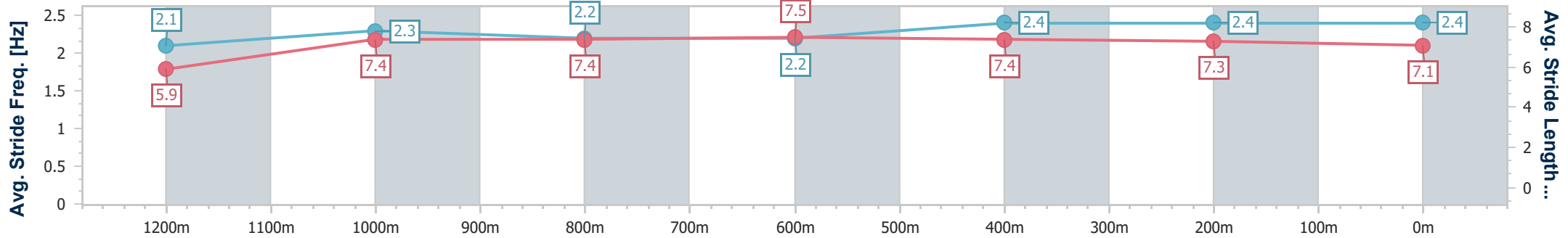
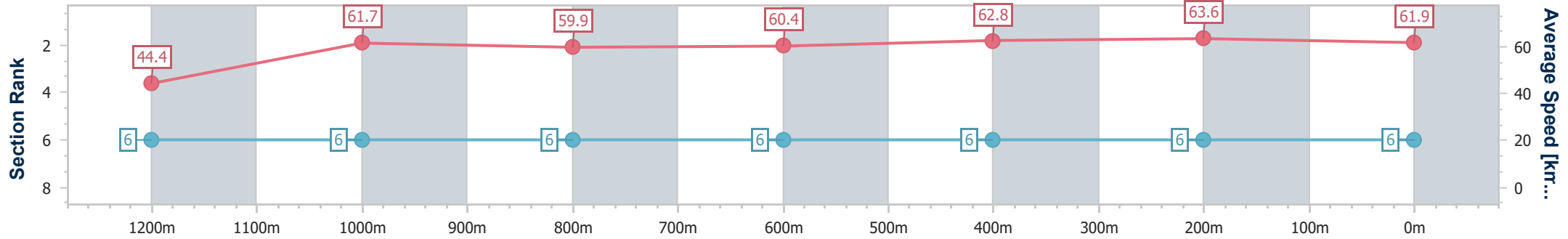


Ipswich QLD Professional
 Race 2: KO THOROUGHBRED RACING BENCHMARK 78
 Handicap - 1350m
 16 March 2024 - 13:04



Track Rating: Good 4, Weather: Fine, Rail Position: True

| Section | Overall | 1200m | 1000m | 800m | 600m | 400m | 200m |
|------------------------|--------------------------|--------------------------|--------------------------|--------------------------|--------------------------|--------------------------|--------------------------|
| Section Times | 1:22.48 [6] (0:12.21) | 1:10.27 [6] (0:11.70) | 0:58.57 [6] (0:12.03) | 0:46.54 [6] (0:11.90) | 0:34.64 [6] (0:11.59) | 0:23.05 [6] (0:11.44) | 0:11.61 [6] (0:11.61) |
| Average Speed [km/h] | 44.4 | 61.7 | 59.9 | 60.4 | 62.8 | 63.6 | 61.9 |
| Top Speed [km/h] | 59.1 | 62.2 | 61.6 | 61.8 | 64.1 | 64.1 | 63.9 |
| Avg. Dist. to Rail [m] | 2.4 | 2.1 | 0.9 | 0.2 | 1.8 | 3.7 | 7.0 |
| Avg. Stride Freq. [Hz] | 2.1 | 2.3 | 2.2 | 2.2 | 2.4 | 2.4 | 2.4 |
| Avg. Stride Length [m] | 5.9 | 7.4 | 7.4 | 7.5 | 7.4 | 7.3 | 7.1 |



- [] Ranking at each section and finish
- .-.- No data available at this section
- NA No data available