



Eagle Farm QLD Professional
Race 10: LADBROKES COMMUNITIES BENCHMARK 78 Handicap (4YO
only QTIS bonuses applicable) - 1600m
16 March 2024 - 17:13



BRISBANE
RACING CLUB

Track Rating: Good 4, Weather: Fine, Rail Position: +0.5m Entire

Section	Field Times													
	Overall	1400m	1200m	1000m	800m	600m	400m	Last 600m						
	1:37.66 (0:13.65)	1:24.01 (0:11.35)	1:12.66 (0:12.20)	1:00.46 (0:12.46)	0:48.00 (0:12.28)	0:35.72 (0:12.15)	0:23.57 (0:11.44)	0:35.72						
Rank	TAB	Horse/Jockey	Barrier	Top Speed [km/h]	Fastest Section									Distance Travelled [m]
1	15	RUSSIAN WARRIOR Anthony Allen	15	64.4	0:11.44	1:37.66 [1] (0:13.93)	1:23.73 [6] (0:11.49)	1:12.24 [5] (0:11.98)	1:00.26 [3] (0:12.52)	0:47.74 [3] (0:12.27)	0:35.47 [3] (0:11.90)	0:23.57 [2] (0:11.44)	0:35.47	
2	8	BEEF WEEK PRINCESS Samantha Collett	8	64.7	0:11.39	1:37.68 [2] (0:13.97)	1:23.71 [7] (0:11.58)	1:12.13 [7] (0:12.15)	0:59.98 [7] (0:12.48)	0:47.50 [5] (0:12.25)	0:35.25 [6] (0:11.84)	0:23.41 [4] (0:11.39)	0:35.25	+3
3	17	LADY LE DA Jim Byrne	17	65.6	0:11.25	1:37.69 [3] (0:14.10)	1:23.59 [11] (0:11.65)	1:11.94 [11] (0:12.12)	0:59.82 [11] (0:12.53)	0:47.29 [10] (0:12.18)	0:35.11 [9] (0:11.95)	0:23.16 [9] (0:11.25)	0:35.11	+6
4	16	THESECONDATPORTSEA Damien Thornton	16	64.8	0:11.27	1:37.87 [4] (0:14.30)	1:23.57 [12] (0:11.67)	1:11.90 [13] (0:12.17)	0:59.73 [13] (0:12.60)	0:47.13 [13] (0:12.04)	0:35.09 [12] (0:11.98)	0:23.11 [12] (0:11.27)	0:35.09	+6
5	13	BLAZEN BOOTS Angela Jones	13	64.9	0:11.40	1:38.01 [5] (0:13.82)	1:24.19 [5] (0:11.71)	1:12.48 [6] (0:12.10)	1:00.38 [6] (0:12.59)	0:47.79 [6] (0:12.15)	0:35.64 [5] (0:12.07)	0:23.57 [6] (0:11.40)	0:35.64	-2
6	18	CHARLIE'S CASE Mark Du Plessis	18	64.1	0:11.40	1:38.12 [6] (0:13.99)	1:24.13 [8] (0:11.65)	1:12.48 [8] (0:12.11)	1:00.37 [8] (0:12.64)	0:47.73 [9] (0:12.14)	0:35.59 [8] (0:11.95)	0:23.64 [7] (0:11.40)	0:35.59	+7
7	14	SENECHAL Jake Bayliss	14	64.1	0:11.48	1:38.19 [7] (0:13.68)	1:24.51 [2] (0:11.48)	1:13.03 [2] (0:12.09)	1:00.94 [2] (0:12.41)	0:48.53 [1] (0:12.28)	0:36.25 [1] (0:12.15)	0:24.10 [1] (0:11.61)	0:36.25	-8
8	2	TUHINGA Georgina Cartwright	2	63.7	0:11.51	1:38.24 [8] (0:13.69)	1:24.55 [3] (0:11.61)	1:12.94 [4] (0:12.27)	1:00.67 [5] (0:12.68)	0:47.99 [7] (0:12.27)	0:35.72 [7] (0:11.98)	0:23.74 [8] (0:11.51)	0:35.72	-3
9	5	WINSTON SMURFHILL Nikita Beriman	5	65.6	0:11.35	1:38.31 [9] (0:13.65)	1:24.66 [1] (0:11.35)	1:13.31 [1] (0:12.20)	1:01.11 [1] (0:12.55)	0:48.56 [2] (0:12.29)	0:36.27 [2] (0:12.12)	0:24.15 [3] (0:11.60)	0:36.27	+1
10	3	TAPILDOODLEDO Michael Rodd	3	65.5	0:11.41	1:38.38 [10] (0:14.39)	1:23.99 [13] (0:11.50)	1:12.49 [12] (0:12.22)	1:00.27 [12] (0:12.57)	0:47.70 [12] (0:12.17)	0:35.53 [13] (0:12.01)	0:23.52 [13] (0:11.41)	0:35.53	+2

Scratched: He's Heaven (#4), Mascaret (#11), Maxcalemma (#12), Bean Foggy (#7), So Dapper (#9)

[] Ranking at each section and finish
 -:-:- No data available at this section
 NA No data available

SCN Saddle cloth number
 DNF Did not finish
 DNT Did not track



Eagle Farm QLD Professional
Race 10: LADBROKES COMMUNITIES BENCHMARK 78 Handicap (4YO
only QTIS bonuses applicable) - 1600m
16 March 2024 - 17:13



BRISBANE
RACING CLUB

Track Rating: Good 4, Weather: Fine, Rail Position: +0.5m Entire

Section		Overall	1400m	1200m	1000m	800m	600m	400m	Last 600m
Field Times		1:37.66 (0:13.65)	1:24.01 (0:11.35)	1:12.66 (0:12.20)	1:00.46 (0:12.46)	0:48.00 (0:12.28)	0:35.72 (0:12.15)	0:23.57 (0:11.44)	0:35.72

Rank	TAB	Horse/Jockey	Barrier	Top Speed [km/h]	Fastest Section	Overall	1400m	1200m	1000m	800m	600m	400m	Last 600m	Distance Travelled [m]
11	6	SIREN ROCK Justin Huxtable	6	64.3	0:11.54 Overall	1:38.66 [11] (0:13.73)	1:24.93 [4] (0:11.54)	1:13.39 [3] (0:12.25)	1:01.14 [4] (0:12.55)	0:48.59 [4] (0:12.19)	0:36.40 [4] (0:12.07)	0:24.33 [5] (0:11.64)	0:36.40	-7
12	10	KOKONOTSU James Orman	10	64.5	0:11.53 400m	1:38.66 [12] (0:14.07)	1:24.59 [10] (0:11.57)	1:13.02 [9] (0:12.22)	1:00.80 [10] (0:12.49)	0:48.31 [8] (0:12.25)	0:36.06 [10] (0:12.08)	0:23.98 [10] (0:11.53)	0:36.06	-6
13	1	HYDE Bailey Wheeler	1	64.8	0:11.49 Overall	1:39.39 [13] (0:14.03)	1:25.36 [9] (0:11.69)	1:13.67 [10] (0:12.09)	1:01.58 [9] (0:12.60)	0:48.98 [11] (0:12.22)	0:36.76 [11] (0:12.08)	0:24.68 [11] (0:11.49)	0:36.76	+0

Scratched: He's Heaven (#4), Mascaret (#11), Maxcalemma (#12), Bean Foggy (#7), So Dapper (#9)

[] Ranking at each section and finish
 -:-:- No data available at this section
 NA No data available

SCN Saddle cloth number
 DNF Did not finish
 DNT Did not track



Eagle Farm QLD Professional
Race 10: LADBROKES COMMUNITIES BENCHMARK 78 Handicap (4YO
only QTIS bonuses applicable) - 1600m
16 March 2024 - 17:13



Track Rating: Good 4, Weather: Fine, Rail Position: +0.5m Entire

Section							200m			Last 600m
Field Times							0:12.13			0:35.72
							(0:12.13)			
Rank	TAB	Horse/Jockey	Barrier	Top Speed [km/h]	Fastest Section	Margin			Distance Travelled [m]	
1	15	RUSSIAN WARRIOR Anthony Allen	15	64.4	0:11.44 Overall 400m	0:12.13 [1] (0:12.13)	1:37.66			0:35.47
2	8	BEEF WEEK PRINCESS Samantha Collett	8	64.7	0:11.39 600m 400m	0:12.02 [2] (0:12.02)	0.15L			0:35.25 +3
3	17	LADY LE DA Jim Byrne	17	65.6	0:11.25 400m 400m	0:11.91 [5] (0:11.91)	0.19L			0:35.11 +6
4	16	THESECONDATPORTSEA Damien Thornton	16	64.8	0:11.27 400m 400m	0:11.84 [10] (0:11.84)	1.27L			0:35.09 +6
5	13	BLAZEN BOOTS Angela Jones	13	64.9	0:11.40 400m 400m	0:12.17 [6] (0:12.17)	2.08L			0:35.64 -2
6	18	CHARLIE'S CASE Mark Du Plessis	18	64.1	0:11.40 400m 400m	0:12.24 [7] (0:12.24)	2.73L			0:35.59 +7
7	14	SENECHAL Jake Bayliss	14	64.1	0:11.48 Overall 1400m	0:12.49 [3] (0:12.49)	3.13L			0:36.25 -8
8	2	TUHINGA Georgina Cartwright	2	63.7	0:11.51 400m 400m	0:12.23 [9] (0:12.23)	3.46L			0:35.72 -3
9	5	WINSTON SMURFHILL Nikita Beriman	5	65.6	0:11.35 1400m 1400m	0:12.55 [4] (0:12.55)	3.83L			0:36.27 +1
10	3	TAPILDOODLEDO Michael Rodd	3	65.5	0:11.41 1400m 400m	0:12.11 [13] (0:12.11)	4.23L			0:35.53 +2

Scratched: He's Heaven (#4), Mascaret (#11), Maxcalemma (#12), Bean Foggy (#7), So Dapper (#9)

Report Created: Sat 16 March 2024 17:23 GMT+10 (Note: Timing is based on position data)

Page 3/17

[] Ranking at each section and finish
 -:-:- No data available at this section
 NA No data available

SCN Saddle cloth number
 DNF Did not finish
 DNT Did not track

data processed by TRIPLESDATA



Eagle Farm QLD Professional
Race 10: LADBROKES COMMUNITIES BENCHMARK 78 Handicap (4YO
only QTIS bonuses applicable) - 1600m
16 March 2024 - 17:13



Track Rating: Good 4, Weather: Fine, Rail Position: +0.5m Entire

Section				200m				Last 600m	
Field Times				0:12.13 (0:12.13)				0:35.72	
Rank	TAB Horse/Jockey	Barrier	Top Speed [km/h]	Fastest Section	Margin				Distance Travelled [m]
11	6 SIREN ROCK Justin Huxtable	6	64.3 Overall	0:11.54 1400m	0:12.69 [8] (0:12.69)	5.9L		0:36.40	-7
12	10 KOKONOTSU James Orman	10	64.5 400m	0:11.53 400m	0:12.45 [12] (0:12.45)	5.93L		0:36.06	-6
13	1 HYDE Bailey Wheeler	1	64.8 Overall	0:11.49 400m	0:13.19 [11] (0:13.19)	10.18L		0:36.76	+0

Scratched: He's Heaven (#4), Mascaret (#11), Maxcalemma (#12), Bean Foggy (#7), So Dapper (#9)

[] Ranking at each section and finish
 -:-:- No data available at this section
 NA No data available

SCN Saddle cloth number
 DNF Did not finish
 DNT Did not track



Horse/Jockey Name	Russian Warrior
Final Rank	1
Fastest Section Time (Section)	0:11.44 (400m)
Top Speed [km/h] (Section)	64.4 (Overall)
Race State	Finished



Eagle Farm QLD Professional
 Race 10: LADBROKES COMMUNITIES BENCHMARK 78
 Handicap (4YO only QTIS bonuses applicable) - 1600m

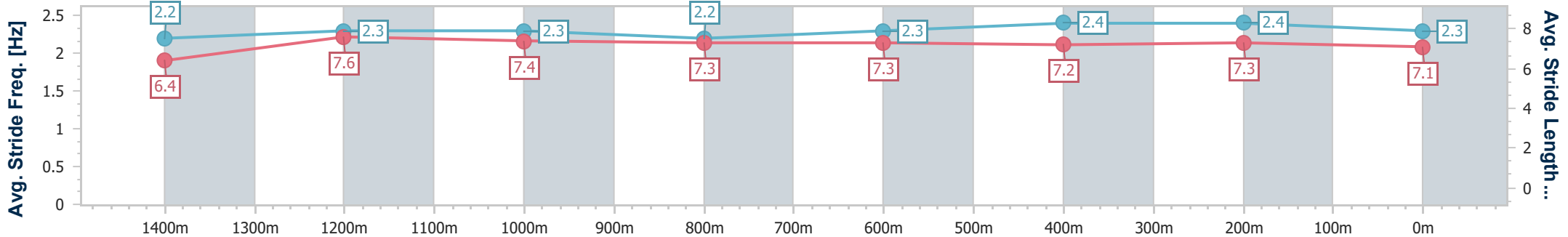
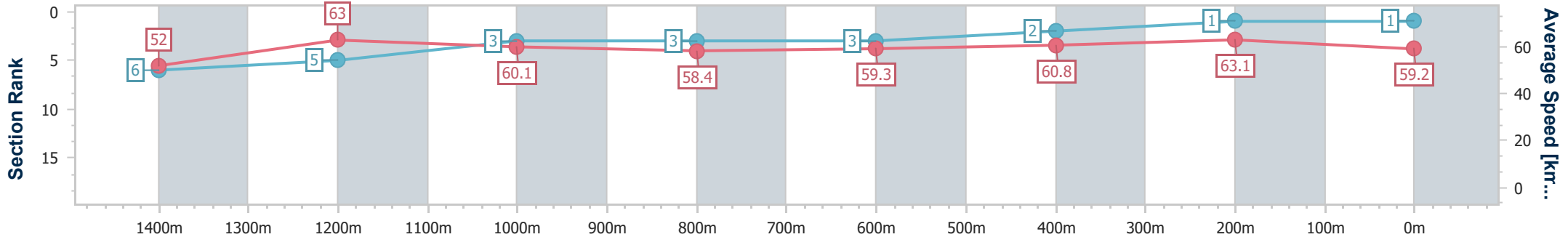
16 March 2024 - 17:13

Track Rating: Good 4, Weather: Fine, Rail Position: +0.5m Entire



BRISBANE
RACING CLUB

Section	Overall	1400m	1200m	1000m	800m	600m	400m	200m
Section Times	1:37.66 [1] (0:13.93)	1:23.73 [6] (0:11.49)	1:12.24 [5] (0:11.98)	1:00.26 [3] (0:12.52)	0:47.74 [3] (0:12.27)	0:35.47 [3] (0:11.90)	0:23.57 [2] (0:11.44)	0:12.13 [1] (0:12.13)
Average Speed [km/h]	52.0	63.0	60.1	58.4	59.3	60.8	63.1	59.2
Top Speed [km/h]	64.4	63.5	61.6	59.0	60.0	63.7	63.8	62.5
Avg. Dist. to Rail [m]	12.4	4.4	4.8	3.1	1.7	1.2	4.9	4.8
Avg. Stride Freq. [Hz]	2.2	2.3	2.3	2.2	2.3	2.4	2.4	2.3
Avg. Stride Length [m]	6.4	7.6	7.4	7.3	7.3	7.2	7.3	7.1



- [] Ranking at each section and finish
- .-.- No data available at this section
- NA No data available



Horse/Jockey Name	Beef Week Princess
Final Rank	2
Fastest Section Time (Section)	0:11.39 (400m)
Top Speed [km/h] (Section)	64.7 (600m)
Race State	Finished



Eagle Farm QLD Professional
 Race 10: LADBROKES COMMUNITIES BENCHMARK 78
 Handicap (4YO only QTIS bonuses applicable) - 1600m

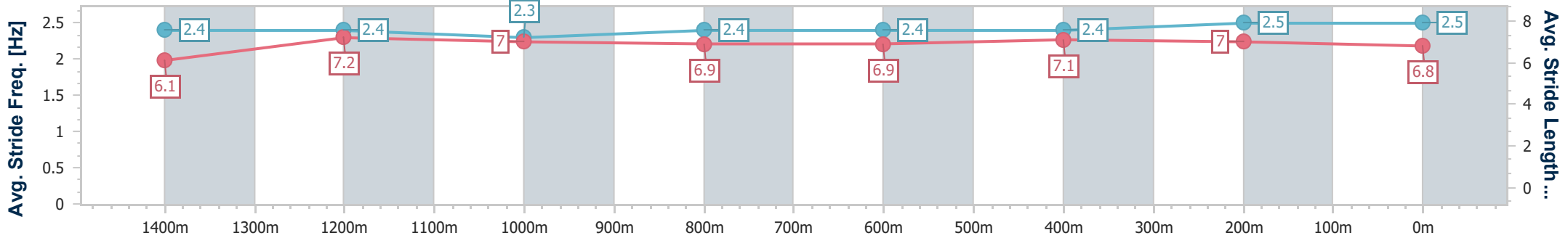
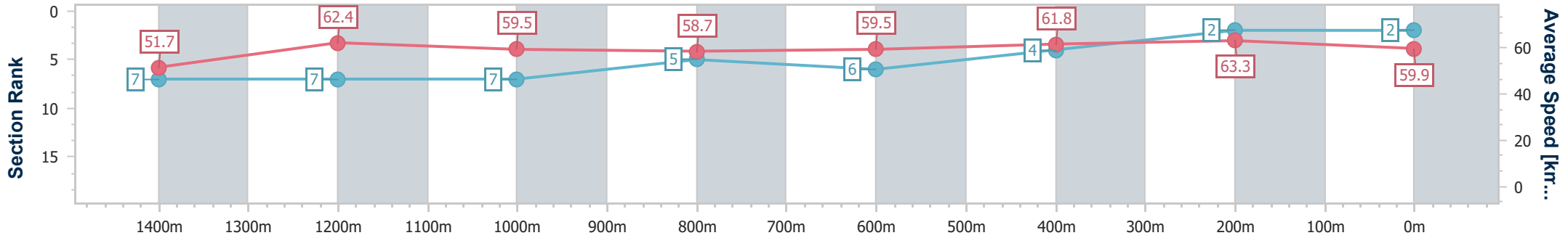
16 March 2024 - 17:13

Track Rating: Good 4, Weather: Fine, Rail Position: +0.5m Entire



BRISBANE
RACING CLUB

Section	Overall	1400m	1200m	1000m	800m	600m	400m	200m
Section Times	1:37.68 [2] (0:13.97)	1:23.71 [7] (0:11.58)	1:12.13 [7] (0:12.15)	0:59.98 [7] (0:12.48)	0:47.50 [5] (0:12.25)	0:35.25 [6] (0:11.84)	0:23.41 [4] (0:11.39)	0:12.02 [2] (0:12.02)
Average Speed [km/h]	51.7	62.4	59.5	58.7	59.5	61.8	63.3	59.9
Top Speed [km/h]	63.1	64.0	60.5	61.1	61.0	64.7	64.7	61.2
Avg. Dist. to Rail [m]	10.3	3.6	4.0	3.3	3.1	2.9	7.4	8.4
Avg. Stride Freq. [Hz]	2.4	2.4	2.3	2.4	2.4	2.4	2.5	2.5
Avg. Stride Length [m]	6.1	7.2	7.0	6.9	6.9	7.1	7.0	6.8



- [] Ranking at each section and finish
- .-.- No data available at this section
- NA No data available



Horse/Jockey Name	Lady Le Da
Final Rank	3
Fastest Section Time (Section)	0:11.25 (400m)
Top Speed [km/h] (Section)	65.6 (400m)
Race State	Finished



Eagle Farm QLD Professional
 Race 10: LADBROKES COMMUNITIES BENCHMARK 78
 Handicap (4YO only QTIS bonuses applicable) - 1600m

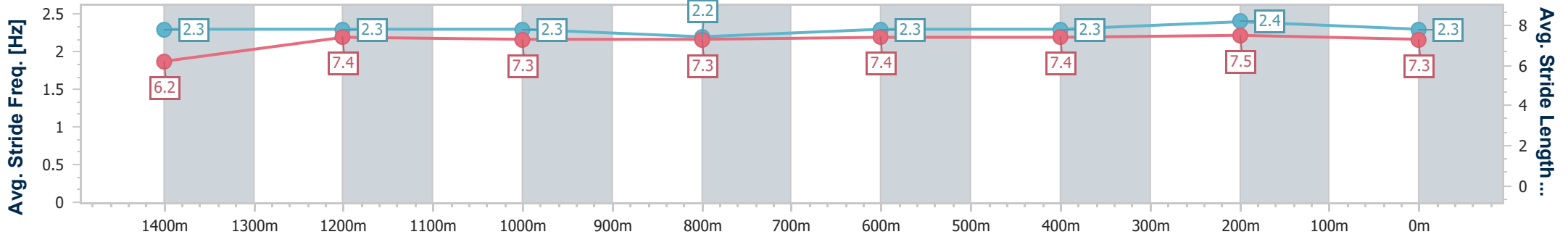
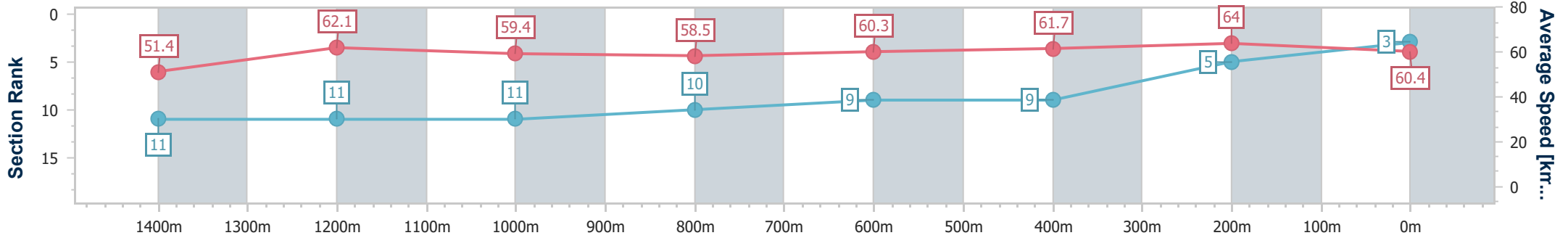
16 March 2024 - 17:13

Track Rating: Good 4, Weather: Fine, Rail Position: +0.5m Entire



BRISBANE
 RACING CLUB

Section	Overall	1400m	1200m	1000m	800m	600m	400m	200m					
Section Times	1:37.69 [3] (0:14.10)	1:23.59 [11] (0:11.65)	1:11.94 [11] (0:12.12)	0:59.82 [11] (0:12.53)	0:47.29 [10] (0:12.18)	0:35.11 [9] (0:11.95)	0:23.16 [9] (0:11.25)	0:11.91 [5] (0:11.91)					
Average Speed [km/h]	51.4	62.1	59.4	58.5	60.3	61.7	64.0	60.4					
Top Speed [km/h]	64.6	63.5	61.1	59.8	62.1	65.0	65.6	62.7					
Avg. Dist. to Rail [m]	12.8	3.7	4.1	3.7	3.9	4.6	8.2	8.8					
Avg. Stride Freq. [Hz]	2.3	2.3	2.3	2.2	2.3	2.3	2.4	2.3					
Avg. Stride Length [m]	6.2	7.4	7.3	7.3	7.4	7.4	7.5	7.3					



- [] Ranking at each section and finish
- .-.- No data available at this section
- NA No data available



Horse/Jockey Name	Thesecondatportsea
Final Rank	4
Fastest Section Time (Section)	0:11.27 (400m)
Top Speed [km/h] (Section)	64.8 (400m)
Race State	Finished



Eagle Farm QLD Professional
 Race 10: LADBROKES COMMUNITIES BENCHMARK 78
 Handicap (4YO only QTIS bonuses applicable) - 1600m

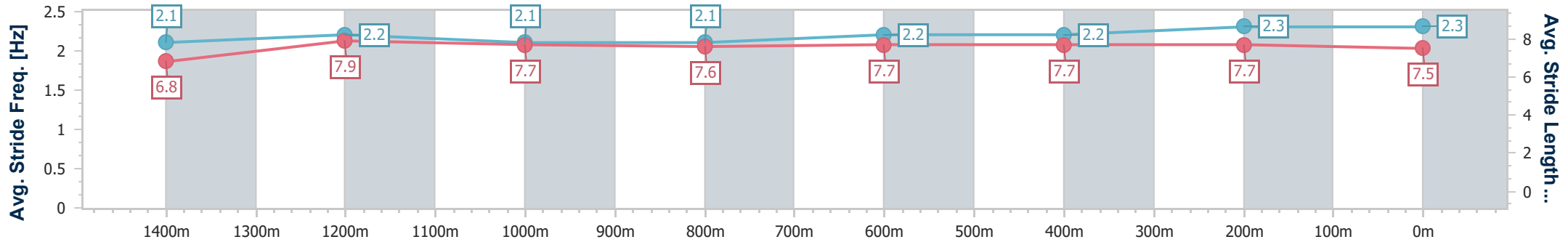
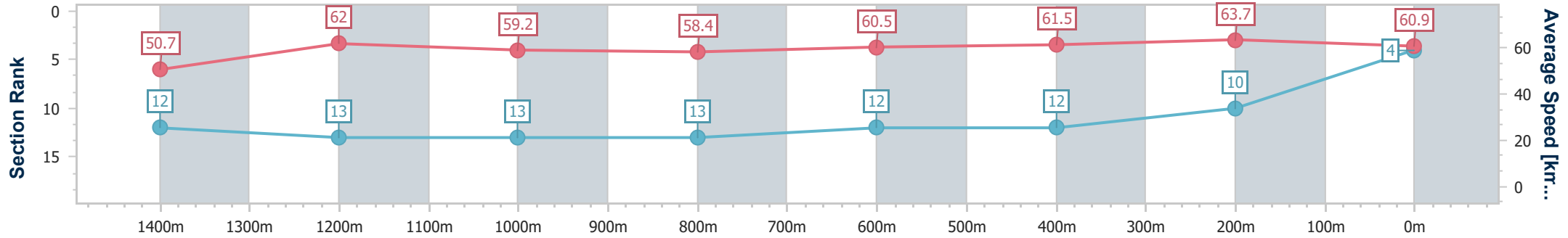
16 March 2024 - 17:13

Track Rating: Good 4, Weather: Fine, Rail Position: +0.5m Entire



BRISBANE
RACING CLUB

Section	Overall	1400m	1200m	1000m	800m	600m	400m	200m
Section Times	1:37.87 [4] (0:14.30)	1:23.57 [12] (0:11.67)	1:11.90 [13] (0:12.17)	0:59.73 [13] (0:12.60)	0:47.13 [13] (0:12.04)	0:35.09 [12] (0:11.98)	0:23.11 [12] (0:11.27)	0:11.84 [10] (0:11.84)
Average Speed [km/h]	50.7	62.0	59.2	58.4	60.5	61.5	63.7	60.9
Top Speed [km/h]	62.0	62.9	61.3	59.6	61.4	64.0	64.8	62.8
Avg. Dist. to Rail [m]	14.3	5.1	5.5	3.8	3.0	4.1	9.5	11.1
Avg. Stride Freq. [Hz]	2.1	2.2	2.1	2.1	2.2	2.2	2.3	2.3
Avg. Stride Length [m]	6.8	7.9	7.7	7.6	7.7	7.7	7.7	7.5



- [] Ranking at each section and finish
- .-.- No data available at this section
- NA No data available



Horse/Jockey Name	Blazen Boots
Final Rank	5
Fastest Section Time (Section)	0:11.40 (400m)
Top Speed [km/h] (Section)	64.9 (400m)
Race State	Finished



Eagle Farm QLD Professional
 Race 10: LADBROKES COMMUNITIES BENCHMARK 78
 Handicap (4YO only QTIS bonuses applicable) - 1600m

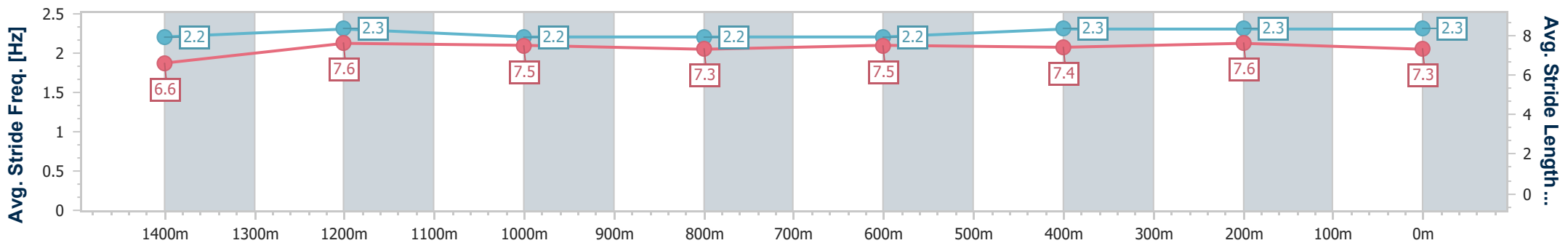
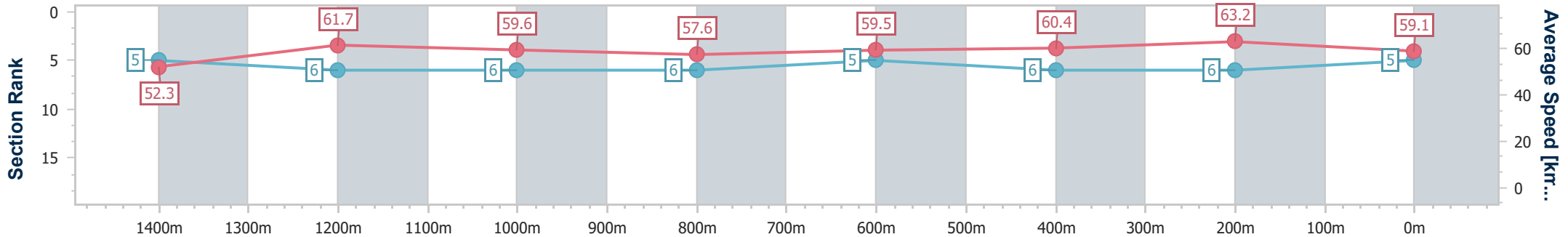
16 March 2024 - 17:13

Track Rating: Good 4, Weather: Fine, Rail Position: +0.5m Entire



BRISBANE
RACING CLUB

Section	Overall	1400m	1200m	1000m	800m	600m	400m	200m
Section Times	1:38.01 [5] (0:13.82)	1:24.19 [5] (0:11.71)	1:12.48 [6] (0:12.10)	1:00.38 [6] (0:12.59)	0:47.79 [6] (0:12.15)	0:35.64 [5] (0:12.07)	0:23.57 [6] (0:11.40)	0:12.17 [6] (0:12.17)
Average Speed [km/h]	52.3	61.7	59.6	57.6	59.5	60.4	63.2	59.1
Top Speed [km/h]	63.4	62.9	61.0	59.2	60.0	64.0	64.9	61.2
Avg. Dist. to Rail [m]	8.8	2.7	3.2	1.8	0.5	2.5	7.2	7.9
Avg. Stride Freq. [Hz]	2.2	2.3	2.2	2.2	2.2	2.3	2.3	2.3
Avg. Stride Length [m]	6.6	7.6	7.5	7.3	7.5	7.4	7.6	7.3



- [] Ranking at each section and finish
- .-.- No data available at this section
- NA No data available



Horse/Jockey Name	Charlie's Case
Final Rank	6
Fastest Section Time (Section)	0:11.40 (400m)
Top Speed [km/h] (Section)	64.1 (400m)
Race State	Finished



Eagle Farm QLD Professional
 Race 10: LADBROKES COMMUNITIES BENCHMARK 78
 Handicap (4YO only QTIS bonuses applicable) - 1600m

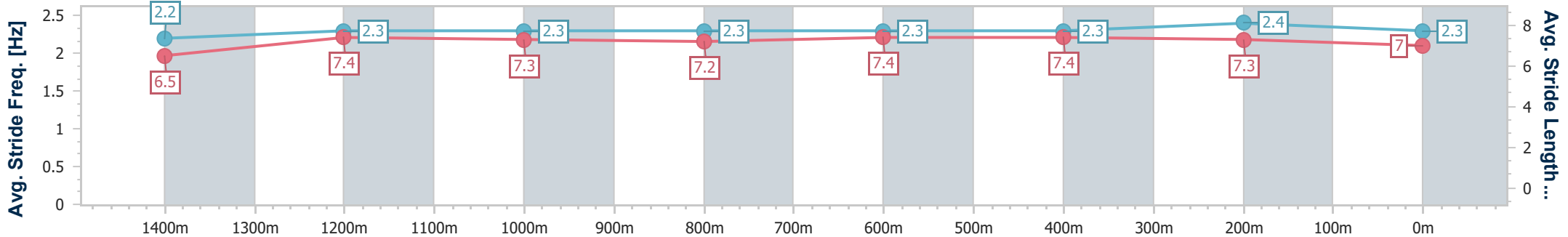
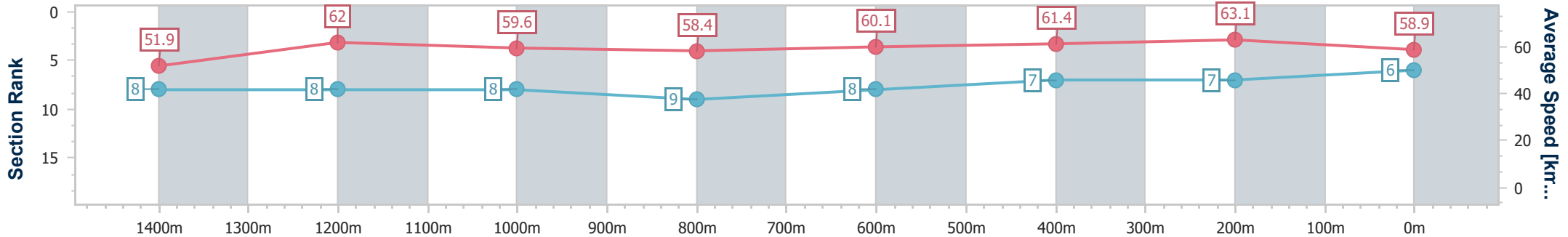
16 March 2024 - 17:13

Track Rating: Good 4, Weather: Fine, Rail Position: +0.5m Entire



BRISBANE
RACING CLUB

Section	Overall	1400m	1200m	1000m	800m	600m	400m	200m
Section Times	1:38.12 [6] (0:13.99)	1:24.13 [8] (0:11.65)	1:12.48 [8] (0:12.11)	1:00.37 [8] (0:12.64)	0:47.73 [9] (0:12.14)	0:35.59 [8] (0:11.95)	0:23.64 [7] (0:11.40)	0:12.24 [7] (0:12.24)
Average Speed [km/h]	51.9	62.0	59.6	58.4	60.1	61.4	63.1	58.9
Top Speed [km/h]	62.6	62.7	61.4	59.5	61.4	63.5	64.1	61.5
Avg. Dist. to Rail [m]	17.3	5.3	5.4	4.5	3.4	3.8	9.3	10.7
Avg. Stride Freq. [Hz]	2.2	2.3	2.3	2.3	2.3	2.3	2.4	2.3
Avg. Stride Length [m]	6.5	7.4	7.3	7.2	7.4	7.4	7.3	7.0



- [] Ranking at each section and finish
- .-.- No data available at this section
- NA No data available



Horse/Jockey Name	Seneschal
Final Rank	7
Fastest Section Time (Section)	0:11.48 (1400m)
Top Speed [km/h] (Section)	64.1 (Overall)
Race State	Finished



Eagle Farm QLD Professional
 Race 10: LADBROKES COMMUNITIES BENCHMARK 78
 Handicap (4YO only QTIS bonuses applicable) - 1600m

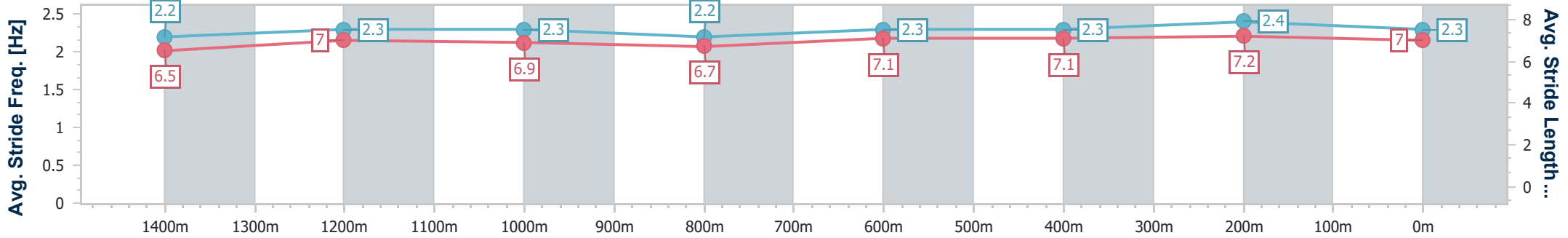
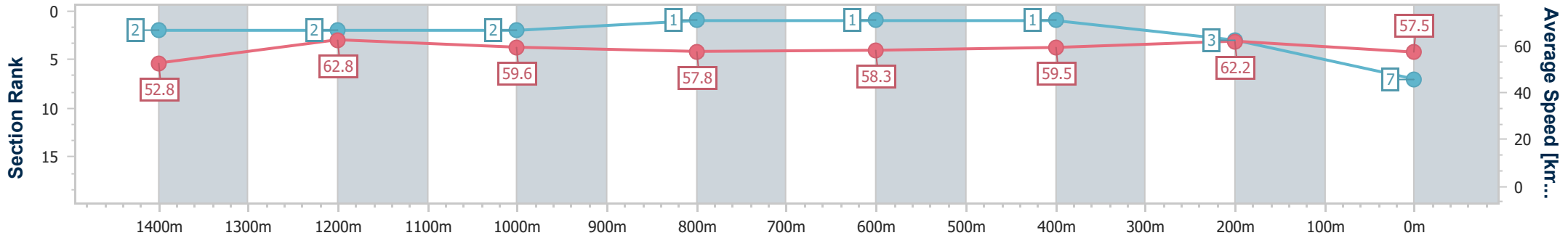
16 March 2024 - 17:13

Track Rating: Good 4, Weather: Fine, Rail Position: +0.5m Entire



BRISBANE
RACING CLUB

Section	Overall	1400m	1200m	1000m	800m	600m	400m	200m
Section Times	1:38.19 [7] (0:13.68)	1:24.51 [2] (0:11.48)	1:13.03 [2] (0:12.09)	1:00.94 [2] (0:12.41)	0:48.53 [1] (0:12.28)	0:36.25 [1] (0:12.15)	0:24.10 [1] (0:11.61)	0:12.49 [3] (0:12.49)
Average Speed [km/h]	52.8	62.8	59.6	57.8	58.3	59.5	62.2	57.5
Top Speed [km/h]	64.1	63.5	61.9	59.2	59.4	62.7	63.2	60.5
Avg. Dist. to Rail [m]	13.6	2.2	1.1	0.6	1.1	1.1	5.4	6.2
Avg. Stride Freq. [Hz]	2.2	2.3	2.3	2.2	2.3	2.3	2.4	2.3
Avg. Stride Length [m]	6.5	7.0	6.9	6.7	7.1	7.1	7.2	7.0



- [] Ranking at each section and finish
- .-.- No data available at this section
- NA No data available



Horse/Jockey Name	Tuhinga
Final Rank	8
Fastest Section Time (Section)	0:11.51 (400m)
Top Speed [km/h] (Section)	63.7 (400m)
Race State	Finished



Eagle Farm QLD Professional
 Race 10: LADBROKES COMMUNITIES BENCHMARK 78
 Handicap (4YO only QTIS bonuses applicable) - 1600m

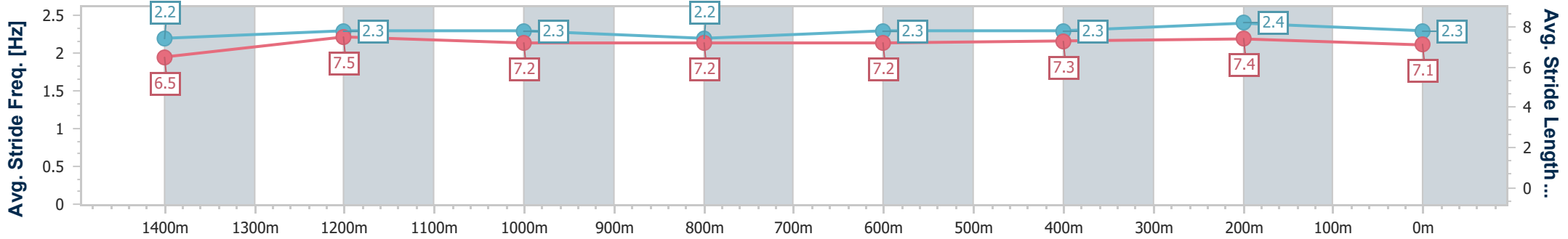
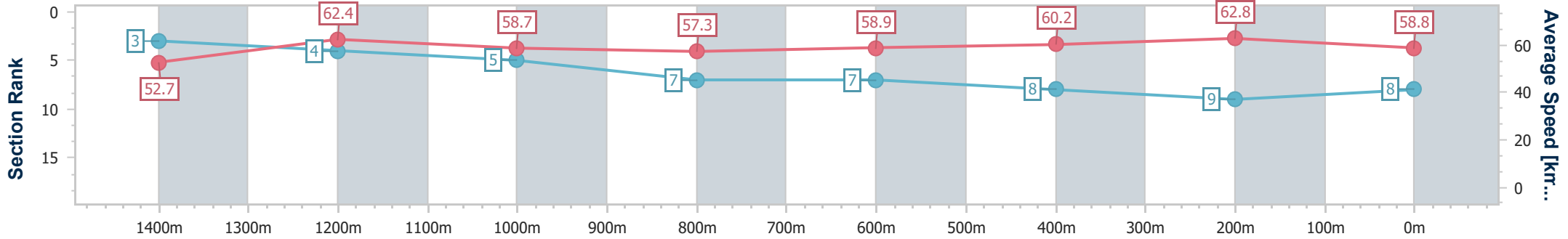
16 March 2024 - 17:13

Track Rating: Good 4, Weather: Fine, Rail Position: +0.5m Entire



BRISBANE
RACING CLUB

Section	Overall	1400m	1200m	1000m	800m	600m	400m	200m
Section Times	1:38.24 [8] (0:13.69)	1:24.55 [3] (0:11.61)	1:12.94 [4] (0:12.27)	1:00.67 [5] (0:12.68)	0:47.99 [7] (0:12.27)	0:35.72 [7] (0:11.98)	0:23.74 [8] (0:11.51)	0:12.23 [9] (0:12.23)
Average Speed [km/h]	52.7	62.4	58.7	57.3	58.9	60.2	62.8	58.8
Top Speed [km/h]	63.6	63.4	60.7	59.0	60.2	63.0	63.7	61.3
Avg. Dist. to Rail [m]	7.6	1.8	2.4	1.9	1.2	0.8	2.1	2.3
Avg. Stride Freq. [Hz]	2.2	2.3	2.3	2.2	2.3	2.3	2.4	2.3
Avg. Stride Length [m]	6.5	7.5	7.2	7.2	7.2	7.3	7.4	7.1



- [] Ranking at each section and finish
- .-.- No data available at this section
- NA No data available



Horse/Jockey Name	Winston Smurfhill
Final Rank	9
Fastest Section Time (Section)	0:11.35 (1400m)
Top Speed [km/h] (Section)	65.6 (1400m)
Race State	Finished



Eagle Farm QLD Professional
 Race 10: LADBROKES COMMUNITIES BENCHMARK 78
 Handicap (4YO only QTIS bonuses applicable) - 1600m

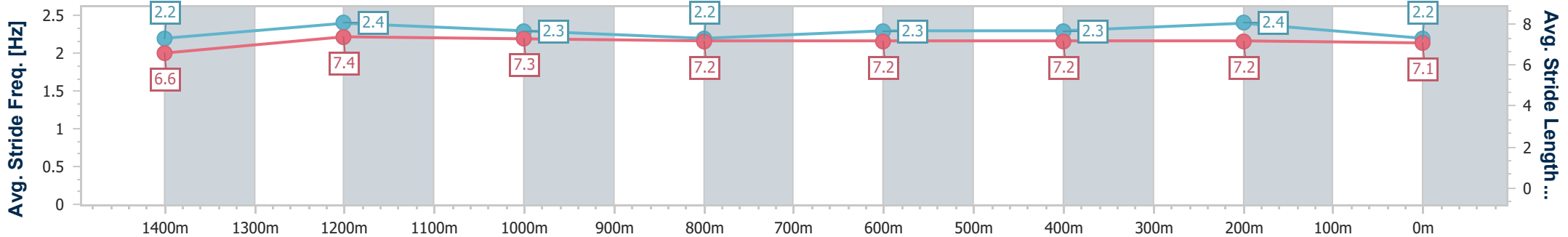
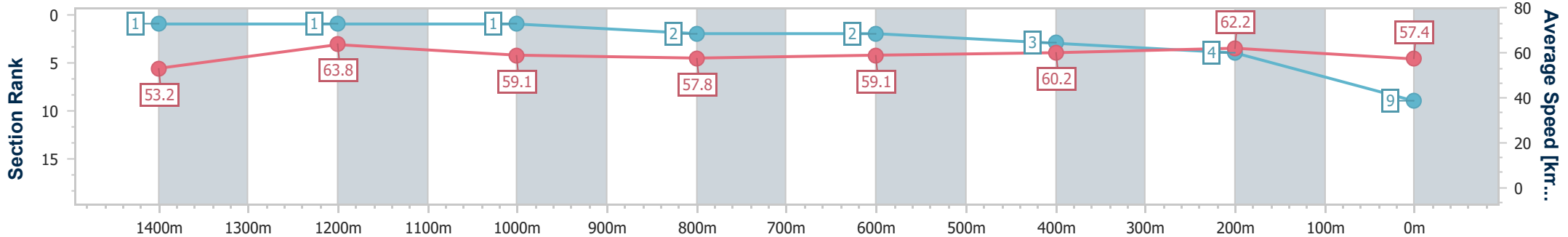
16 March 2024 - 17:13

Track Rating: Good 4, Weather: Fine, Rail Position: +0.5m Entire



BRISBANE
RACING CLUB

Section	Overall	1400m	1200m	1000m	800m	600m	400m	200m
Section Times	1:38.31 [9] (0:13.65)	1:24.66 [1] (0:11.35)	1:13.31 [1] (0:12.20)	1:01.11 [1] (0:12.55)	0:48.56 [2] (0:12.29)	0:36.27 [2] (0:12.12)	0:24.15 [3] (0:11.60)	0:12.55 [4] (0:12.55)
Average Speed [km/h]	53.2	63.8	59.1	57.8	59.1	60.2	62.2	57.4
Top Speed [km/h]	65.2	65.6	61.0	59.1	59.8	62.8	63.6	60.4
Avg. Dist. to Rail [m]	16.2	5.8	3.5	1.7	1.3	2.3	4.6	3.1
Avg. Stride Freq. [Hz]	2.2	2.4	2.3	2.2	2.3	2.3	2.4	2.2
Avg. Stride Length [m]	6.6	7.4	7.3	7.2	7.2	7.2	7.2	7.1



- [] Ranking at each section and finish
- .-.- No data available at this section
- NA No data available



Horse/Jockey Name	Tapildoodleo
Final Rank	10
Fastest Section Time (Section)	0:11.41 (400m)
Top Speed [km/h] (Section)	65.5 (1400m)
Race State	Finished



Eagle Farm QLD Professional
 Race 10: LADBROKES COMMUNITIES BENCHMARK 78
 Handicap (4YO only QTIS bonuses applicable) - 1600m

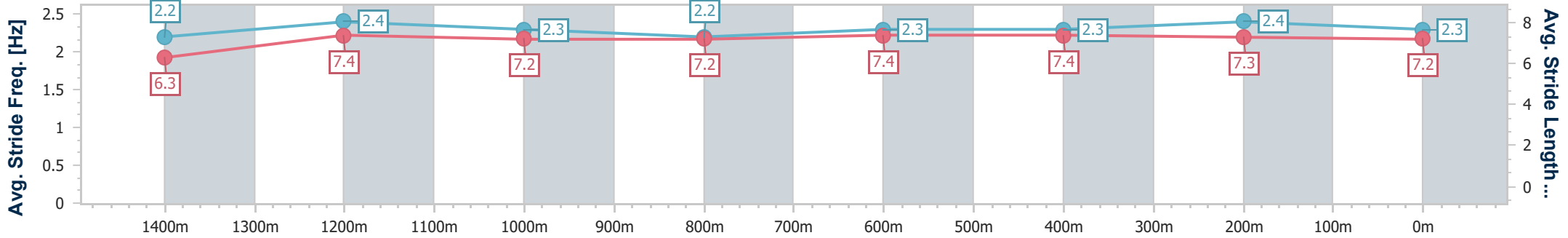
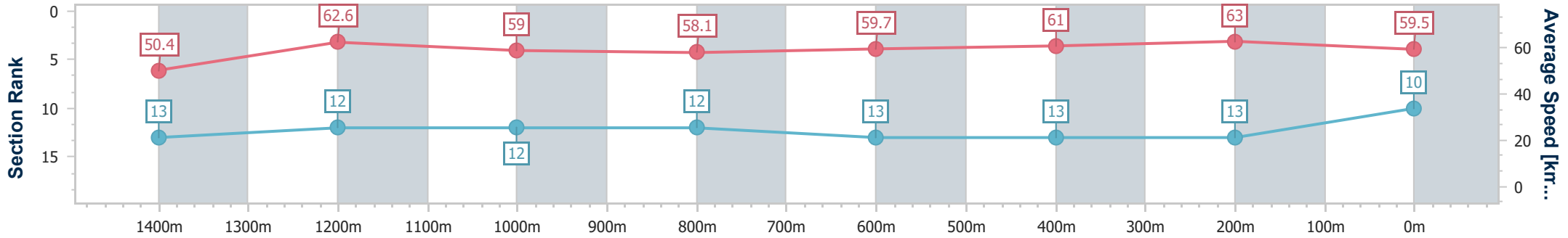
16 March 2024 - 17:13

Track Rating: Good 4, Weather: Fine, Rail Position: +0.5m Entire



BRISBANE
RACING CLUB

Section	Overall	1400m	1200m	1000m	800m	600m	400m	200m
Section Times	1:38.38 [10] (0:14.39)	1:23.99 [13] (0:11.50)	1:12.49 [12] (0:12.22)	1:00.27 [12] (0:12.57)	0:47.70 [12] (0:12.17)	0:35.53 [13] (0:12.01)	0:23.52 [13] (0:11.41)	0:12.11 [13] (0:12.11)
Average Speed [km/h]	50.4	62.6	59.0	58.1	59.7	61.0	63.0	59.5
Top Speed [km/h]	65.5	65.5	60.6	59.0	60.6	63.3	64.3	61.8
Avg. Dist. to Rail [m]	12.5	2.7	3.1	2.7	1.9	3.1	11.0	13.0
Avg. Stride Freq. [Hz]	2.2	2.4	2.3	2.2	2.3	2.3	2.4	2.3
Avg. Stride Length [m]	6.3	7.4	7.2	7.2	7.4	7.4	7.3	7.2



- [] Ranking at each section and finish
- .-.- No data available at this section
- NA No data available



Horse/Jockey Name	Siren Rock
Final Rank	11
Fastest Section Time (Section)	0:11.54 (1400m)
Top Speed [km/h] (Section)	64.3 (Overall)
Race State	Finished



Eagle Farm QLD Professional
 Race 10: LADBROKES COMMUNITIES BENCHMARK 78
 Handicap (4YO only QTIS bonuses applicable) - 1600m

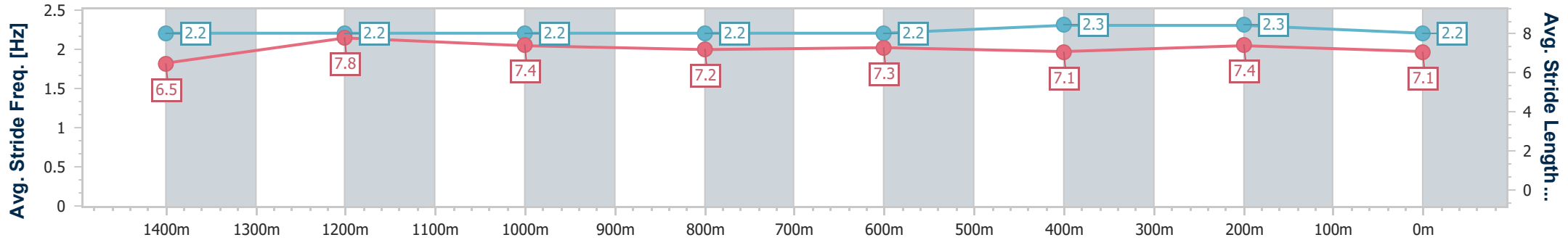
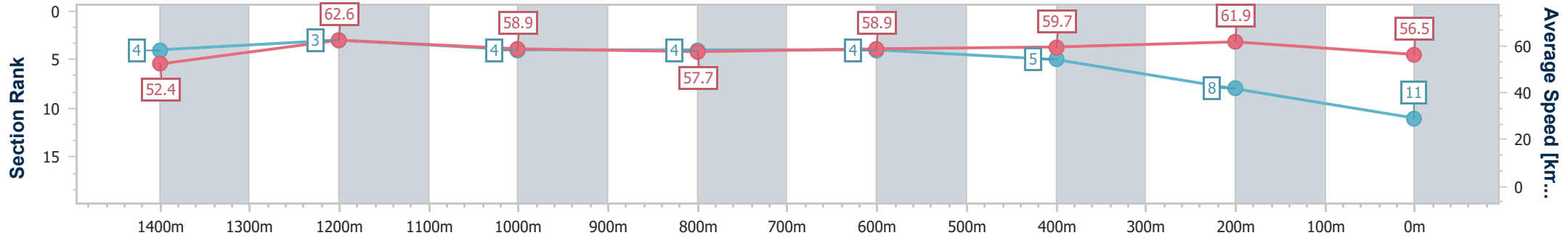
16 March 2024 - 17:13

Track Rating: Good 4, Weather: Fine, Rail Position: +0.5m Entire



BRISBANE
RACING CLUB

Section	Overall	1400m	1200m	1000m	800m	600m	400m	200m
Section Times	1:38.66 [11] (0:13.73)	1:24.93 [4] (0:11.54)	1:13.39 [3] (0:12.25)	1:01.14 [4] (0:12.55)	0:48.59 [4] (0:12.19)	0:36.40 [4] (0:12.07)	0:24.33 [5] (0:11.64)	0:12.69 [8] (0:12.69)
Average Speed [km/h]	52.4	62.6	58.9	57.7	58.9	59.7	61.9	56.5
Top Speed [km/h]	64.3	63.4	62.0	59.3	60.0	61.6	63.0	58.9
Avg. Dist. to Rail [m]	9.1	2.7	2.3	0.7	0.4	0.8	3.4	4.6
Avg. Stride Freq. [Hz]	2.2	2.2	2.2	2.2	2.2	2.3	2.3	2.2
Avg. Stride Length [m]	6.5	7.8	7.4	7.2	7.3	7.1	7.4	7.1



- [] Ranking at each section and finish
- .-.- No data available at this section
- NA No data available



Horse/Jockey Name	Kokonotsu
Final Rank	12
Fastest Section Time (Section)	0:11.53 (400m)
Top Speed [km/h] (Section)	64.5 (400m)
Race State	Finished



Eagle Farm QLD Professional
 Race 10: LADBROKES COMMUNITIES BENCHMARK 78
 Handicap (4YO only QTIS bonuses applicable) - 1600m

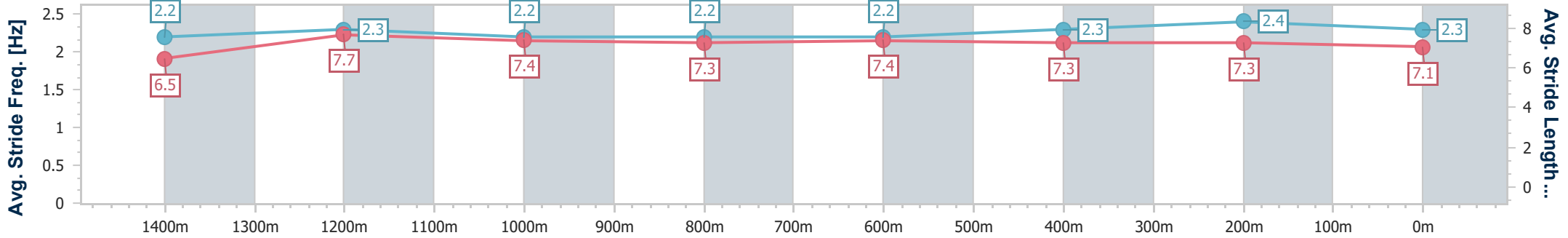
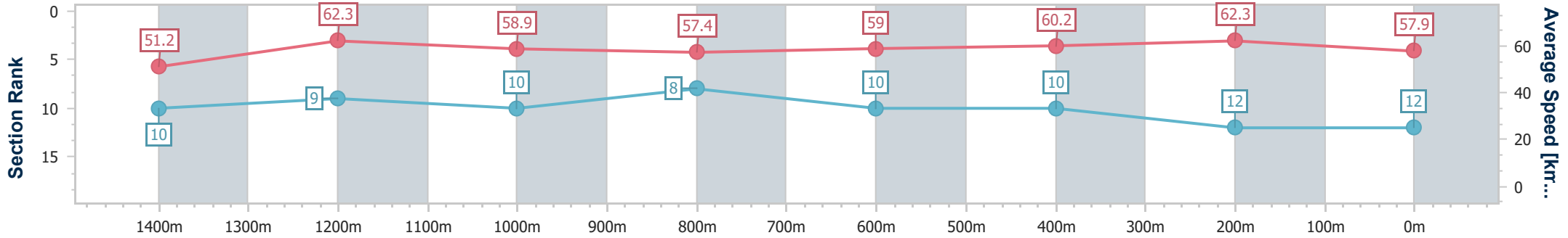
16 March 2024 - 17:13

Track Rating: Good 4, Weather: Fine, Rail Position: +0.5m Entire



BRISBANE
RACING CLUB

Section	Overall	1400m	1200m	1000m	800m	600m	400m	200m
Section Times	1:38.66 [12] (0:14.07)	1:24.59 [10] (0:11.57)	1:13.02 [9] (0:12.22)	1:00.80 [10] (0:12.49)	0:48.31 [8] (0:12.25)	0:36.06 [10] (0:12.08)	0:23.98 [10] (0:11.53)	0:12.45 [12] (0:12.45)
Average Speed [km/h]	51.2	62.3	58.9	57.4	59.0	60.2	62.3	57.9
Top Speed [km/h]	63.9	63.5	60.5	58.8	59.9	62.2	64.5	60.8
Avg. Dist. to Rail [m]	7.4	0.5	0.1	0.6	0.7	1.6	2.2	3.8
Avg. Stride Freq. [Hz]	2.2	2.3	2.2	2.2	2.2	2.3	2.4	2.3
Avg. Stride Length [m]	6.5	7.7	7.4	7.3	7.4	7.3	7.3	7.1



- [] Ranking at each section and finish
- .-.- No data available at this section
- NA No data available



Horse/Jockey Name	Hyde
Final Rank	13
Fastest Section Time (Section)	0:11.49 (400m)
Top Speed [km/h] (Section)	64.8 (Overall)
Race State	Finished



Eagle Farm QLD Professional
 Race 10: LADBROKES COMMUNITIES BENCHMARK 78
 Handicap (4YO only QTIS bonuses applicable) - 1600m

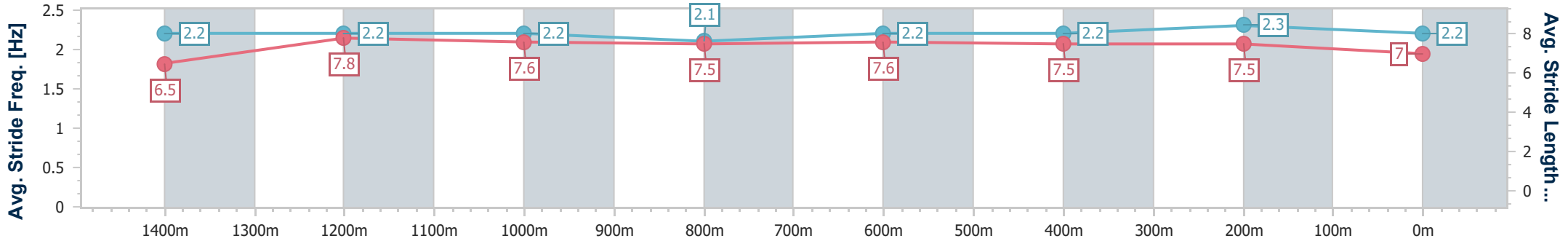
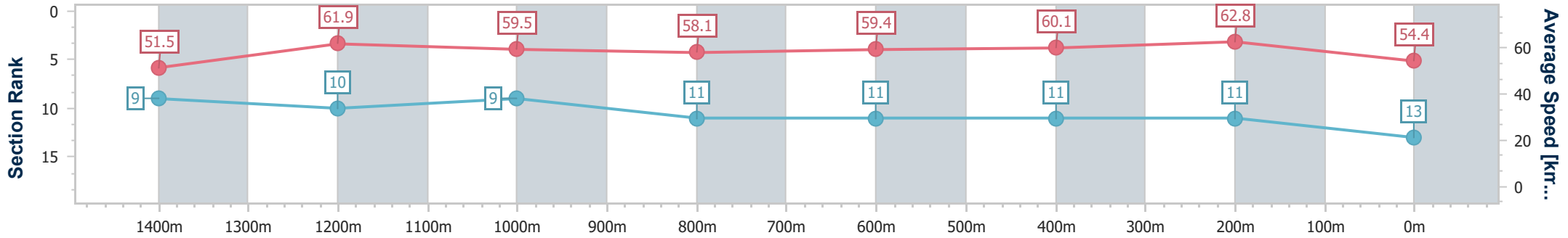
16 March 2024 - 17:13

Track Rating: Good 4, Weather: Fine, Rail Position: +0.5m Entire



BRISBANE
RACING CLUB

Section	Overall	1400m	1200m	1000m	800m	600m	400m	200m
Section Times	1:39.39 [13] (0:14.03)	1:25.36 [9] (0:11.69)	1:13.67 [10] (0:12.09)	1:01.58 [9] (0:12.60)	0:48.98 [11] (0:12.22)	0:36.76 [11] (0:12.08)	0:24.68 [11] (0:11.49)	0:13.19 [11] (0:13.19)
Average Speed [km/h]	51.5	61.9	59.5	58.1	59.4	60.1	62.8	54.4
Top Speed [km/h]	64.8	64.4	61.2	59.2	60.8	63.1	64.0	60.1
Avg. Dist. to Rail [m]	11.0	3.0	3.6	2.8	2.0	2.1	7.4	9.3
Avg. Stride Freq. [Hz]	2.2	2.2	2.2	2.1	2.2	2.2	2.3	2.2
Avg. Stride Length [m]	6.5	7.8	7.6	7.5	7.6	7.5	7.5	7.0



- [] Ranking at each section and finish
- .-.- No data available at this section
- NA No data available