



Eagle Farm QLD Professional

Race 8: FUJITSU AIRSTAGE QTIS Three-Year-Old Handicap - 1200m

16 March 2024 - 15:48



BRISBANE
RACING CLUB

Track Rating: Good 4, Weather: Fine, Rail Position: +0.5m Entire

Section		Overall										Last 600m	
Field Times		1:11.11										0:35.58	
		(0:13.30)										(0:11.20)	
		(0:11.20)										(0:11.70)	
		(0:11.20)										(0:12.10)	
Rank	TAB	Horse/Jockey	Barrier	Top Speed [km/h]	Fastest Section	Overall	1000m	800m	600m	400m	200m	Margin	Distance Travelled [m]
1	2	PRESS LINK	2	66.7	0:11.20	1:11.11 [1]	0:57.24 [8]	0:46.03 [7]	0:34.52 [8]	0:23.03 [7]	0:11.83 [5]	1:11.11	0:34.52
		Michael Rodd		1000m	400m	(0:13.87)	(0:11.21)	(0:11.51)	(0:11.49)	(0:11.20)	(0:11.83)		
2	8	VINDICTA	8	67.8	0:11.25	1:11.53 [2]	0:58.03 [3]	0:46.78 [4]	0:35.31 [4]	0:23.91 [2]	0:12.52 [1]	2.51L	0:35.31 +1
		Bailey Wheeler		1000m	1000m	(0:13.50)	(0:11.25)	(0:11.47)	(0:11.40)	(0:11.39)	(0:12.52)		
3	3	BRAVELY	3	66.4	0:11.11	1:11.81 [3]	0:57.76 [10]	0:46.38 [12]	0:34.80 [11]	0:23.28 [10]	0:12.17 [9]	4.11L	0:34.80 -1
		Ryan Maloney		600m	400m	(0:14.05)	(0:11.38)	(0:11.58)	(0:11.52)	(0:11.11)	(0:12.17)		
4	5	TELLEZ	5	66.9	0:11.23	1:11.81 [4]	0:58.09 [6]	0:46.82 [6]	0:35.23 [6]	0:23.84 [6]	0:12.61 [3]	4.13L	0:35.23 -3
		James Orman		1000m	400m	(0:13.72)	(0:11.27)	(0:11.59)	(0:11.39)	(0:11.23)	(0:12.61)		
5	1	SPIN DOCTOR	1	65.2	0:11.36	1:11.99 [5]	0:58.18 [7]	0:46.82 [8]	0:35.41 [7]	0:23.82 [8]	0:12.41 [8]	5.17L	0:35.41 -6
		Jag Guthmann-Chester		1000m	1000m	(0:13.81)	(0:11.36)	(0:11.41)	(0:11.59)	(0:11.41)	(0:12.41)		
6	9	VOLCANIC LOVE	9	67.5	0:11.13	1:11.99 [6]	0:57.92 [11]	0:46.58 [11]	0:34.85 [12]	0:23.44 [11]	0:12.31 [10]	5.22L	0:34.85 +1
		Anthony Allen		600m	400m	(0:14.07)	(0:11.34)	(0:11.73)	(0:11.41)	(0:11.13)	(0:12.31)		
7	11	VENTURER	11	65.6	0:11.30	1:12.12 [7]	0:58.21 [9]	0:46.79 [9]	0:35.36 [9]	0:23.72 [9]	0:12.42 [11]	5.96L	0:35.36 -1
		Angela Jones		1000m	400m	(0:13.91)	(0:11.42)	(0:11.43)	(0:11.64)	(0:11.30)	(0:12.42)		
8	6	CAPITAL CHASE	6	68.2	0:11.27	1:12.20 [8]	0:58.60 [5]	0:47.33 [5]	0:35.79 [5]	0:24.36 [5]	0:12.86 [6]	6.45L	0:35.79 +3
		Jim Byrne		Overall	1000m	(0:13.60)	(0:11.27)	(0:11.54)	(0:11.43)	(0:11.50)	(0:12.86)		
9	10	QUADE	10	66.8	0:11.20	1:12.21 [9]	0:58.68 [4]	0:47.48 [3]	0:36.00 [3]	0:24.51 [3]	0:12.96 [4]	6.48L	0:36.00 -4
		Damien Thornton		1000m	1000m	(0:13.53)	(0:11.20)	(0:11.48)	(0:11.49)	(0:11.55)	(0:12.96)		
10	15	PLATINUM LIES	15	67.6	0:11.03	1:12.59 [10]	0:59.29 [1]	0:48.26 [1]	0:37.06 [1]	0:25.28 [1]	0:13.43 [2]	8.73L	0:37.06 -6
		Nikita Beriman		1000m	1000m	(0:13.30)	(0:11.03)	(0:11.20)	(0:11.78)	(0:11.85)	(0:13.43)		

Scratched: Oceans Of Energy (#7), Grand Meteor (#14), Galway Hussler (#4)

[] Ranking at each section and finish
-:--:- No data available at this section
NA No data available

SCN Saddle cloth number
DNF Did not finish
DNT Did not track



Eagle Farm QLD Professional

Race 8: FUJITSU AIRSTAGE QTIS Three-Year-Old Handicap - 1200m

16 March 2024 - 15:48



BRISBANE
RACING CLUB

Track Rating: Good 4, Weather: Fine, Rail Position: +0.5m Entire

Section		Overall	1000m	800m	600m	400m	200m	Last 600m					
Field Times		1:11.11 (0:13.30)	0:57.81 (0:11.03)	0:46.78 (0:11.20)	0:35.58 (0:11.78)	0:23.80 (0:11.70)	0:12.10 (0:12.10)	0:35.58					
Rank	TAB Horse/Jockey	Barrier	Top Speed [km/h]	Fastest Section	Margin							Distance Travelled [m]	
11	13 ALLUMEUR Jake Bayliss	13	68.3 Overall	0:11.09 1000m	1:12.71 [11] (0:13.45)	0:59.26 [2] (0:11.09)	0:48.17 [2] (0:11.50)	0:36.67 [2] (0:11.70)	0:24.97 [4] (0:11.72)	0:13.25 [7] (0:13.25)	9.4L	0:36.67	-2
12	12 FARWEST Andrew Mallyon	12	66.4 1000m	0:11.32 1000m	1:13.77 [12] (0:14.08)	0:59.69 [12] (0:11.32)	0:48.37 [10] (0:11.55)	0:36.82 [10] (0:11.96)	0:24.86 [12] (0:11.61)	0:13.25 [12] (0:13.25)	15.66L	0:36.82	+1

Scratched: Oceans Of Energy (#7), Grand Meteor (#14), Galway Hussler (#4)



Horse/Jockey Name	Press Link
Final Rank	1
Fastest Section Time (Section)	0:11.20 (400m)
Top Speed [km/h] (Section)	66.7 (1000m)
Race State	Finished

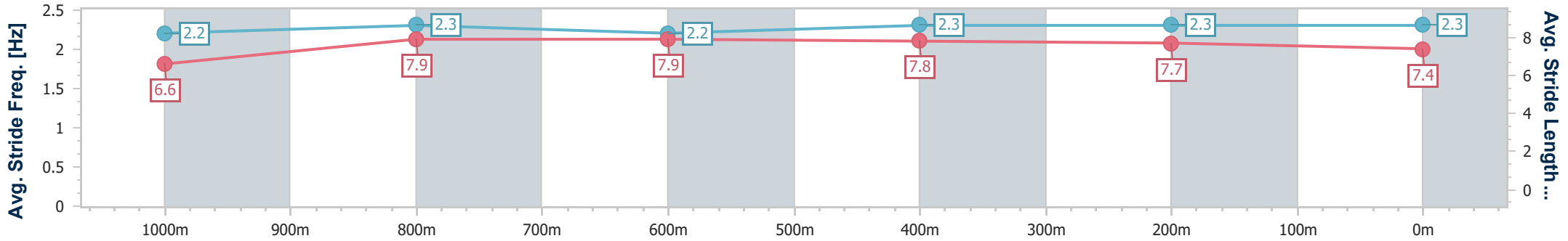
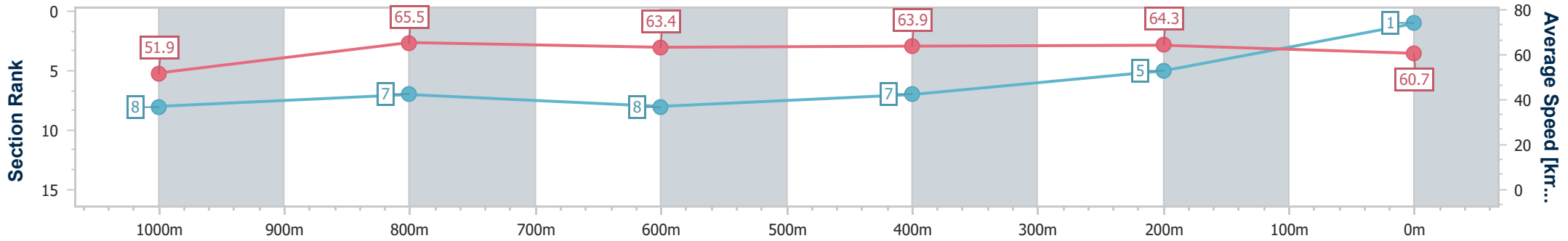


Eagle Farm QLD Professional
 Race 8: FUJITSU AIRSTAGE QTIS Three-Year-Old Handicap - 1200m
 16 March 2024 - 15:48
 Track Rating: Good 4, Weather: Fine, Rail Position: +0.5m Entire



BRISBANE RACING CLUB

Section	Overall	1000m	800m	600m	400m	200m
Section Times	1:11.11 [1] (0:13.87)	0:57.24 [8] (0:11.21)	0:46.03 [7] (0:11.51)	0:34.52 [8] (0:11.49)	0:23.03 [7] (0:11.20)	0:11.83 [5] (0:11.83)
Average Speed [km/h]	51.9	65.5	63.4	63.9	64.3	60.7
Top Speed [km/h]	64.4	66.7	64.2	65.2	65.6	63.2
Avg. Dist. to Rail [m]	7.6	3.0	2.9	3.9	9.9	7.2
Avg. Stride Freq. [Hz]	2.2	2.3	2.2	2.3	2.3	2.3
Avg. Stride Length [m]	6.6	7.9	7.9	7.8	7.7	7.4



- [] Ranking at each section and finish
- .-.- No data available at this section
- NA No data available



Horse/Jockey Name	Vindicta
Final Rank	2
Fastest Section Time (Section)	0:11.25 (1000m)
Top Speed [km/h] (Section)	67.8 (1000m)
Race State	Finished

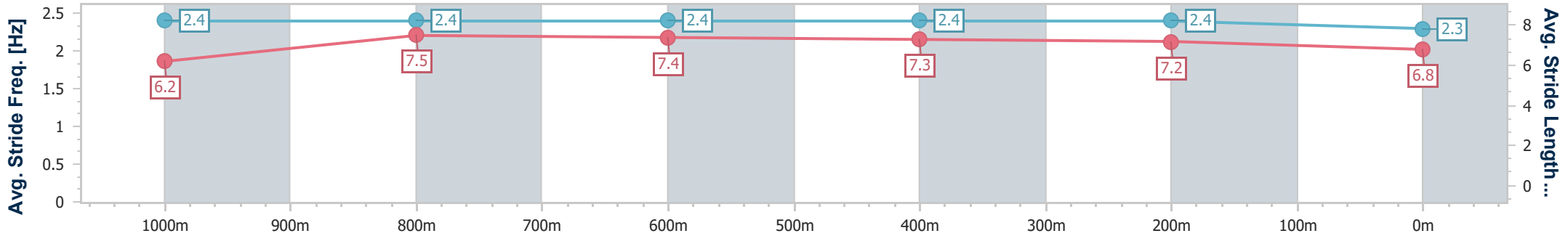
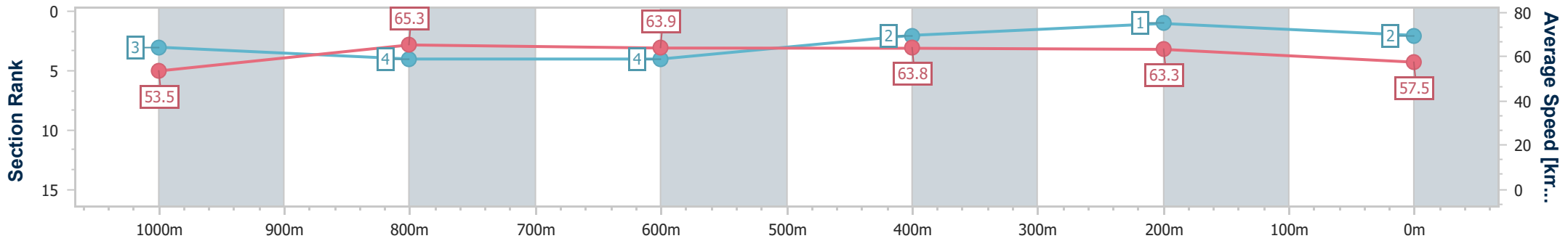


Eagle Farm QLD Professional
 Race 8: FUJITSU AIRSTAGE QTIS Three-Year-Old Handicap - 1200m
 16 March 2024 - 15:48
 Track Rating: Good 4, Weather: Fine, Rail Position: +0.5m Entire



BRISBANE
 RACING CLUB

Section	Overall	1000m	800m	600m	400m	200m
Section Times	1:11.53 [2] (0:13.50)	0:58.03 [3] (0:11.25)	0:46.78 [4] (0:11.47)	0:35.31 [4] (0:11.40)	0:23.91 [2] (0:11.39)	0:12.52 [1] (0:12.52)
Average Speed [km/h]	53.5	65.3	63.9	63.8	63.3	57.5
Top Speed [km/h]	67.8	67.8	65.3	66.6	66.6	60.7
Avg. Dist. to Rail [m]	8.7	4.0	3.6	2.7	7.5	5.0
Avg. Stride Freq. [Hz]	2.4	2.4	2.4	2.4	2.4	2.3
Avg. Stride Length [m]	6.2	7.5	7.4	7.3	7.2	6.8



- [] Ranking at each section and finish
- .-.- No data available at this section
- NA No data available



Horse/Jockey Name	Bravely
Final Rank	3
Fastest Section Time (Section)	0:11.11 (400m)
Top Speed [km/h] (Section)	66.4 (600m)
Race State	Finished

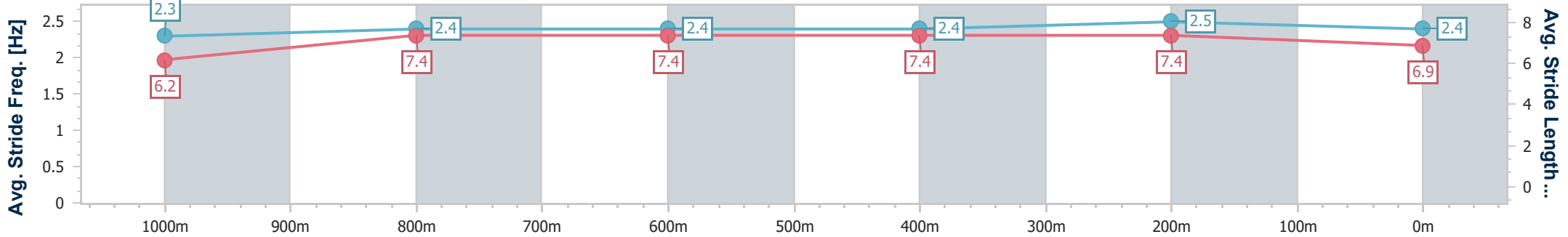
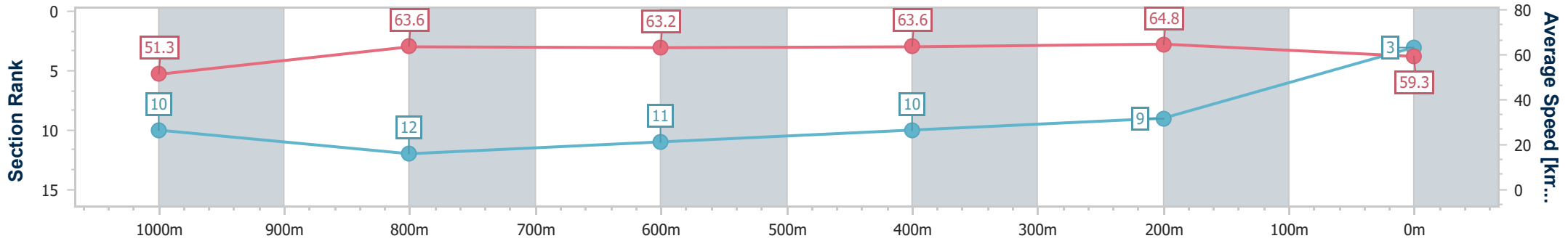


Eagle Farm QLD Professional
 Race 8: FUJITSU AIRSTAGE QTIS Three-Year-Old Handicap - 1200m
 16 March 2024 - 15:48
 Track Rating: Good 4, Weather: Fine, Rail Position: +0.5m Entire



BRISBANE RACING CLUB

Section	Overall	1000m	800m	600m	400m	200m
Section Times	1:11.81 [3] (0:14.05)	0:57.76 [10] (0:11.38)	0:46.38 [12] (0:11.58)	0:34.80 [11] (0:11.52)	0:23.28 [10] (0:11.11)	0:12.17 [9] (0:12.17)
Average Speed [km/h]	51.3	63.6	63.2	63.6	64.8	59.3
Top Speed [km/h]	65.2	65.7	64.8	66.4	66.3	64.1
Avg. Dist. to Rail [m]	2.2	1.3	3.1	3.8	9.4	9.9
Avg. Stride Freq. [Hz]	2.3	2.4	2.4	2.4	2.5	2.4
Avg. Stride Length [m]	6.2	7.4	7.4	7.4	7.4	6.9



- [] Ranking at each section and finish
- .-.- No data available at this section
- NA No data available



Horse/Jockey Name	Tellez
Final Rank	4
Fastest Section Time (Section)	0:11.23 (400m)
Top Speed [km/h] (Section)	66.9 (1000m)
Race State	Finished



Eagle Farm QLD Professional
Race 8: FUJITSU AIRSTAGE QTIS Three-Year-Old Handicap - 1200m

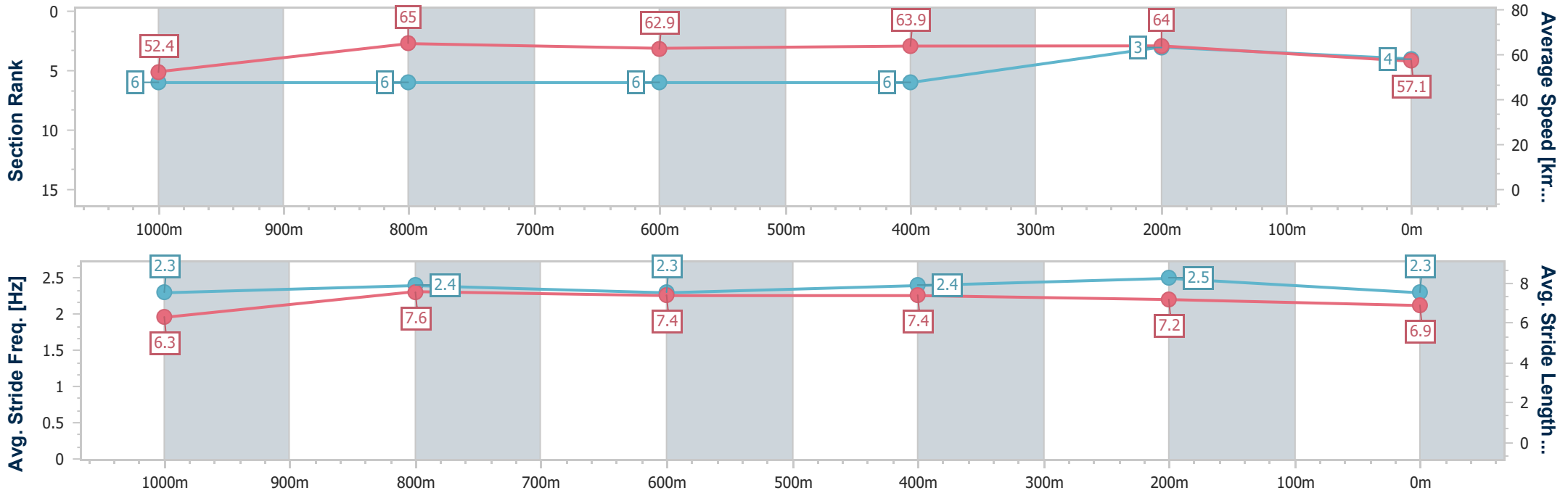
16 March 2024 - 15:48

Track Rating: Good 4, Weather: Fine, Rail Position: +0.5m Entire



BRISBANE RACING CLUB

Section	Overall	1000m	800m	600m	400m	200m
Section Times	1:11.81 [4] (0:13.72)	0:58.09 [6] (0:11.27)	0:46.82 [6] (0:11.59)	0:35.23 [6] (0:11.39)	0:23.84 [6] (0:11.23)	0:12.61 [3] (0:12.61)
Average Speed [km/h]	52.4	65.0	62.9	63.9	64.0	57.1
Top Speed [km/h]	66.0	66.9	64.4	65.8	65.8	62.0
Avg. Dist. to Rail [m]	5.9	3.3	2.9	1.5	2.8	2.2
Avg. Stride Freq. [Hz]	2.3	2.4	2.3	2.4	2.5	2.3
Avg. Stride Length [m]	6.3	7.6	7.4	7.4	7.2	6.9



- [] Ranking at each section and finish
- .-.- No data available at this section
- NA No data available



Horse/Jockey Name	Spin Doctor
Final Rank	5
Fastest Section Time (Section)	0:11.36 (1000m)
Top Speed [km/h] (Section)	65.2 (1000m)
Race State	Finished



Eagle Farm QLD Professional
Race 8: FUJITSU AIRSTAGE QTIS Three-Year-Old Handicap - 1200m

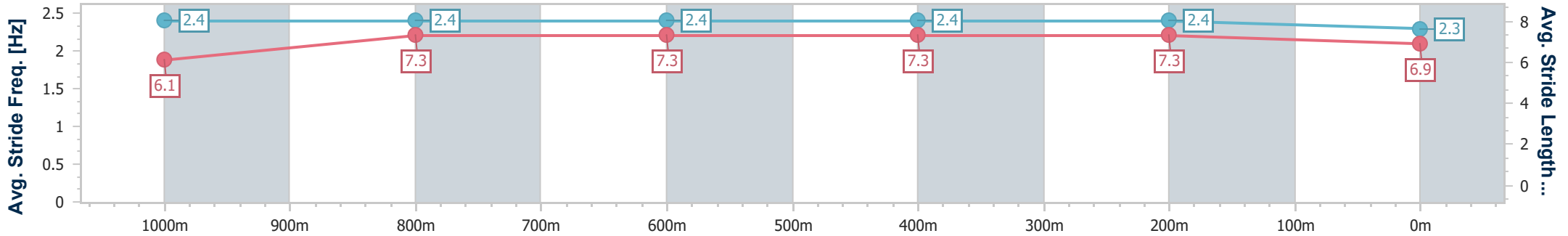
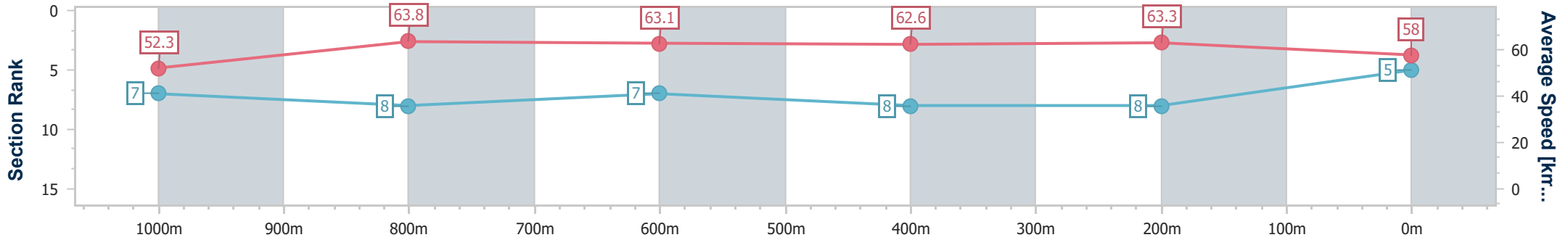
16 March 2024 - 15:48

Track Rating: Good 4, Weather: Fine, Rail Position: +0.5m Entire



BRISBANE RACING CLUB

Section	Overall	1000m	800m	600m	400m	200m
Section Times	1:11.99 [5] (0:13.81)	0:58.18 [7] (0:11.36)	0:46.82 [8] (0:11.41)	0:35.41 [7] (0:11.59)	0:23.82 [8] (0:11.41)	0:12.41 [8] (0:12.41)
Average Speed [km/h]	52.3	63.8	63.1	62.6	63.3	58.0
Top Speed [km/h]	65.2	65.2	64.7	64.8	64.6	60.1
Avg. Dist. to Rail [m]	2.3	1.0	0.8	1.6	9.3	8.9
Avg. Stride Freq. [Hz]	2.4	2.4	2.4	2.4	2.4	2.3
Avg. Stride Length [m]	6.1	7.3	7.3	7.3	7.3	6.9



- [] Ranking at each section and finish
- .-.- No data available at this section
- NA No data available



Horse/Jockey Name	Volcanic Love
Final Rank	6
Fastest Section Time (Section)	0:11.13 (400m)
Top Speed [km/h] (Section)	67.5 (600m)
Race State	Finished



Eagle Farm QLD Professional
Race 8: FUJITSU AIRSTAGE QTIS Three-Year-Old Handicap - 1200m

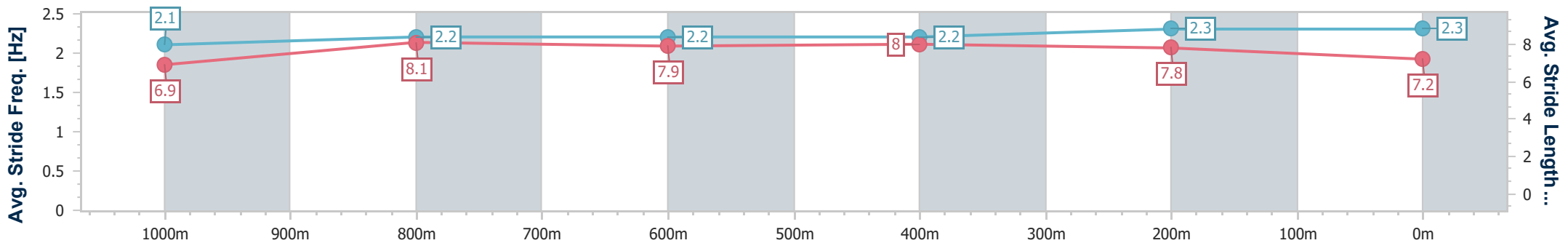
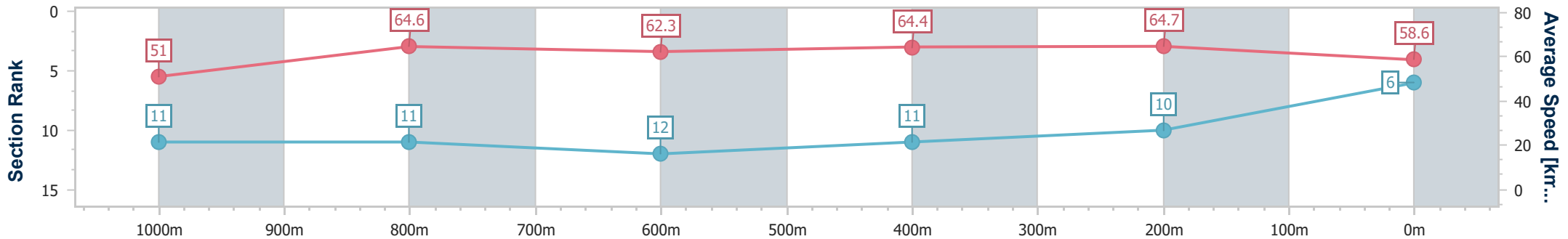
16 March 2024 - 15:48

Track Rating: Good 4, Weather: Fine, Rail Position: +0.5m Entire



BRISBANE RACING CLUB

Section	Overall	1000m	800m	600m	400m	200m
Section Times	1:11.99 [6] (0:14.07)	0:57.92 [11] (0:11.34)	0:46.58 [11] (0:11.73)	0:34.85 [12] (0:11.41)	0:23.44 [11] (0:11.13)	0:12.31 [10] (0:12.31)
Average Speed [km/h]	51.0	64.6	62.3	64.4	64.7	58.6
Top Speed [km/h]	64.7	65.4	63.7	67.5	66.5	63.0
Avg. Dist. to Rail [m]	3.5	2.8	3.4	4.2	10.5	10.0
Avg. Stride Freq. [Hz]	2.1	2.2	2.2	2.2	2.3	2.3
Avg. Stride Length [m]	6.9	8.1	7.9	8.0	7.8	7.2



- [] Ranking at each section and finish
- .-.- No data available at this section
- NA No data available



Horse/Jockey Name	Venturer
Final Rank	7
Fastest Section Time (Section)	0:11.30 (400m)
Top Speed [km/h] (Section)	65.6 (1000m)
Race State	Finished

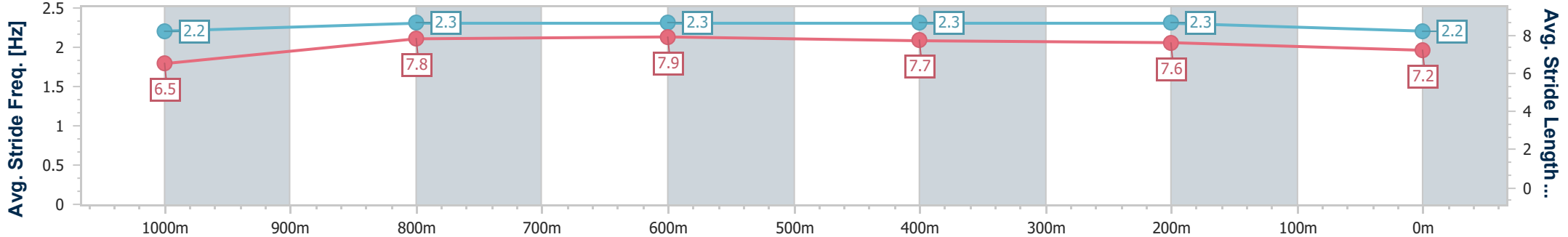
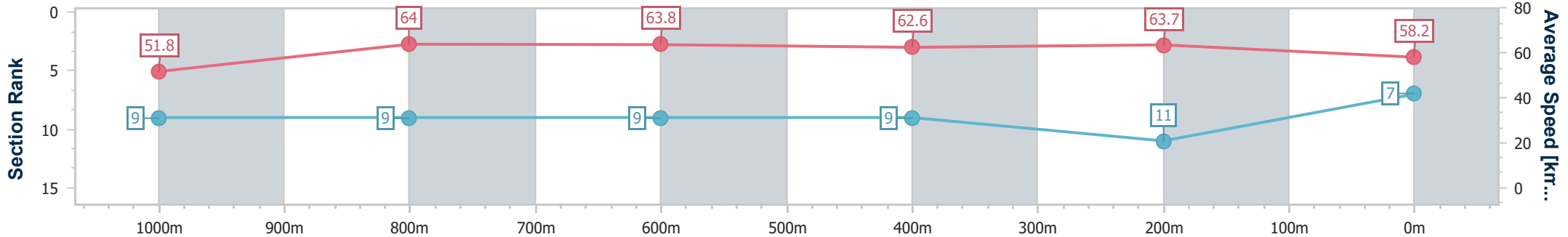


Eagle Farm QLD Professional
 Race 8: FUJITSU AIRSTAGE QTIS Three-Year-Old Handicap - 1200m
 16 March 2024 - 15:48
 Track Rating: Good 4, Weather: Fine, Rail Position: +0.5m Entire



BRISBANE RACING CLUB

Section	Overall	1000m	800m	600m	400m	200m
Section Times	1:12.12 [7] (0:13.91)	0:58.21 [9] (0:11.42)	0:46.79 [9] (0:11.43)	0:35.36 [9] (0:11.64)	0:23.72 [9] (0:11.30)	0:12.42 [11] (0:12.42)
Average Speed [km/h]	51.8	64.0	63.8	62.6	63.7	58.2
Top Speed [km/h]	65.4	65.6	65.3	64.4	64.8	62.1
Avg. Dist. to Rail [m]	4.6	3.0	2.6	2.8	9.0	8.7
Avg. Stride Freq. [Hz]	2.2	2.3	2.3	2.3	2.3	2.2
Avg. Stride Length [m]	6.5	7.8	7.9	7.7	7.6	7.2



- [] Ranking at each section and finish
- .-.- No data available at this section
- NA No data available



Horse/Jockey Name	Capital Chase
Final Rank	8
Fastest Section Time (Section)	0:11.27 (1000m)
Top Speed [km/h] (Section)	68.2 (Overall)
Race State	Finished



Eagle Farm QLD Professional
Race 8: FUJITSU AIRSTAGE QTIS Three-Year-Old Handicap - 1200m

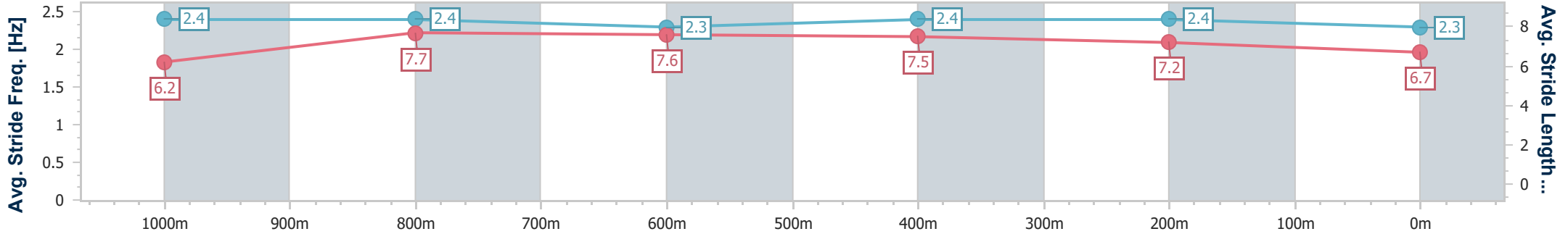
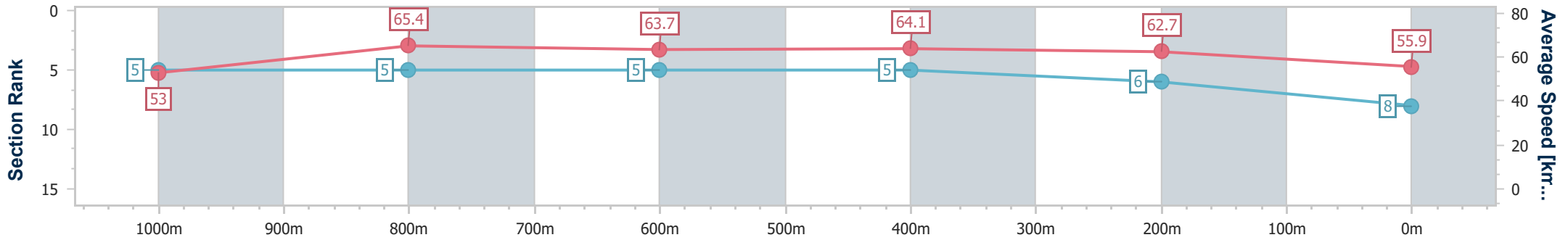
16 March 2024 - 15:48

Track Rating: Good 4, Weather: Fine, Rail Position: +0.5m Entire



BRISBANE RACING CLUB

Section	Overall	1000m	800m	600m	400m	200m
Section Times	1:12.20 [8] (0:13.60)	0:58.60 [5] (0:11.27)	0:47.33 [5] (0:11.54)	0:35.79 [5] (0:11.43)	0:24.36 [5] (0:11.50)	0:12.86 [6] (0:12.86)
Average Speed [km/h]	53.0	65.4	63.7	64.1	62.7	55.9
Top Speed [km/h]	68.2	67.6	65.5	66.7	64.3	60.3
Avg. Dist. to Rail [m]	9.7	4.7	3.7	4.2	9.3	5.9
Avg. Stride Freq. [Hz]	2.4	2.4	2.3	2.4	2.4	2.3
Avg. Stride Length [m]	6.2	7.7	7.6	7.5	7.2	6.7



- [] Ranking at each section and finish
- .-.- No data available at this section
- NA No data available



Horse/Jockey Name	Quade
Final Rank	9
Fastest Section Time (Section)	0:11.20 (1000m)
Top Speed [km/h] (Section)	66.8 (1000m)
Race State	Finished



Eagle Farm QLD Professional
Race 8: FUJITSU AIRSTAGE QTIS Three-Year-Old Handicap - 1200m

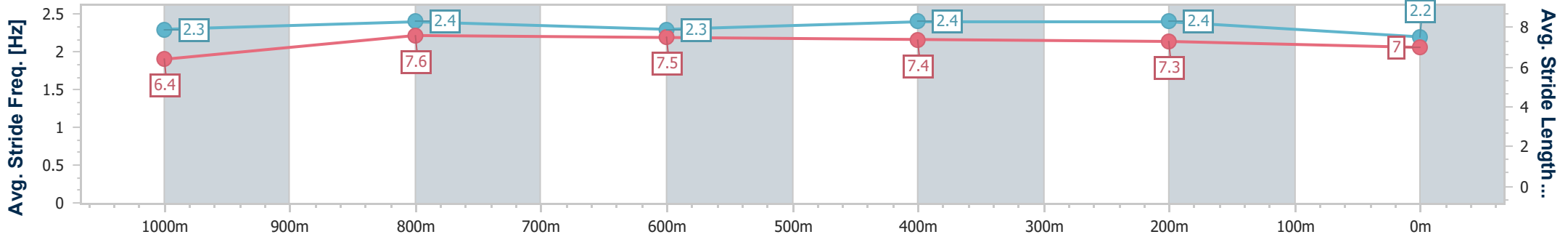
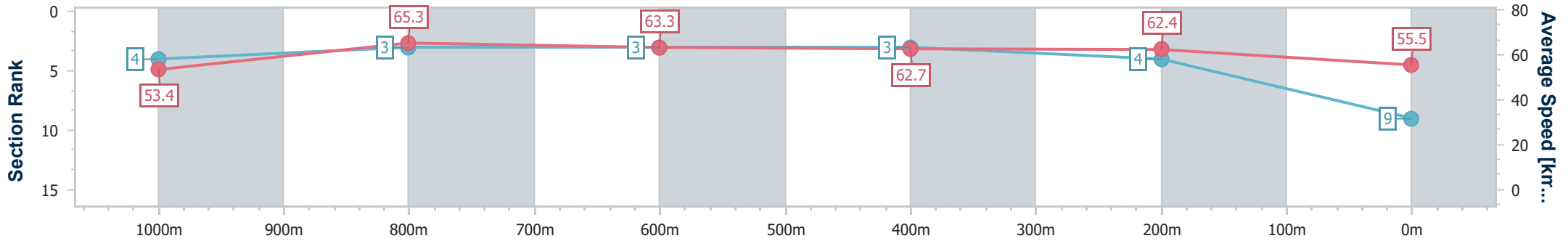
16 March 2024 - 15:48

Track Rating: Good 4, Weather: Fine, Rail Position: +0.5m Entire



BRISBANE RACING CLUB

Section	Overall	1000m	800m	600m	400m	200m
Section Times	1:12.21 [9] (0:13.53)	0:58.68 [4] (0:11.20)	0:47.48 [3] (0:11.48)	0:36.00 [3] (0:11.49)	0:24.51 [3] (0:11.55)	0:12.96 [4] (0:12.96)
Average Speed [km/h]	53.4	65.3	63.3	62.7	62.4	55.5
Top Speed [km/h]	65.6	66.8	64.8	63.5	63.7	59.9
Avg. Dist. to Rail [m]	4.6	3.0	2.7	0.5	4.8	3.9
Avg. Stride Freq. [Hz]	2.3	2.4	2.3	2.4	2.4	2.2
Avg. Stride Length [m]	6.4	7.6	7.5	7.4	7.3	7.0



- [] Ranking at each section and finish
- .-.- No data available at this section
- NA No data available



Horse/Jockey Name	Platinum Lies
Final Rank	10
Fastest Section Time (Section)	0:11.03 (1000m)
Top Speed [km/h] (Section)	67.6 (1000m)
Race State	Finished

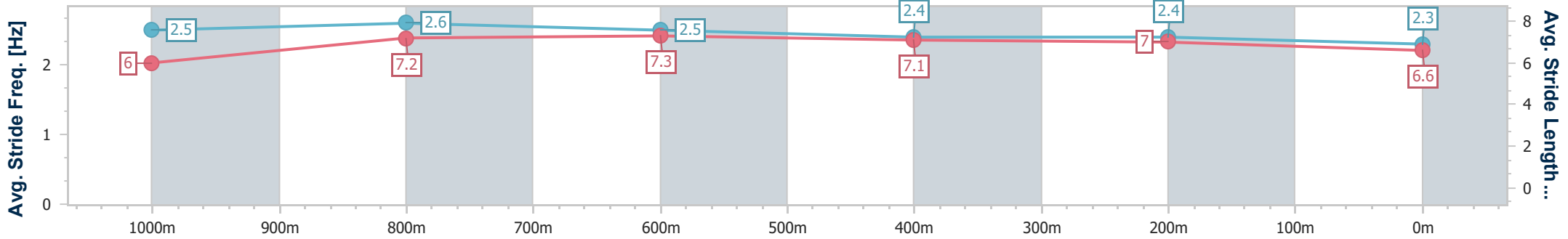
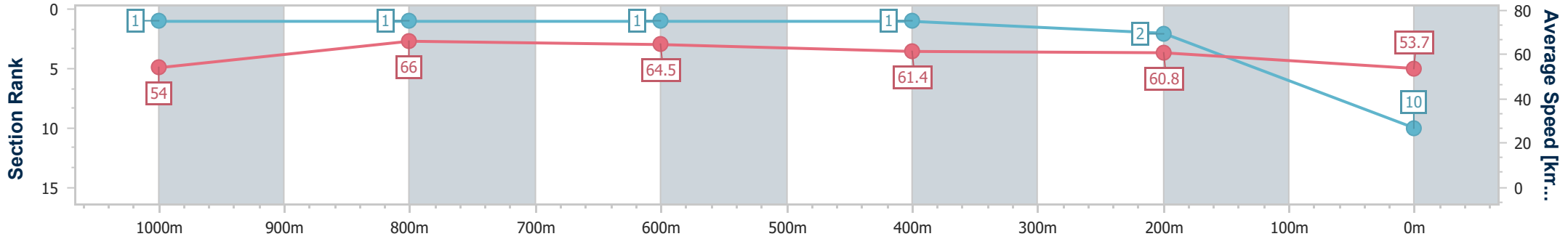


Eagle Farm QLD Professional
 Race 8: FUJITSU AIRSTAGE QTIS Three-Year-Old Handicap - 1200m
 16 March 2024 - 15:48
 Track Rating: Good 4, Weather: Fine, Rail Position: +0.5m Entire



BRISBANE RACING CLUB

Section	Overall	1000m	800m	600m	400m	200m
Section Times	1:12.59 [10] (0:13.30)	0:59.29 [1] (0:11.03)	0:48.26 [1] (0:11.20)	0:37.06 [1] (0:11.78)	0:25.28 [1] (0:11.85)	0:13.43 [2] (0:13.43)
Average Speed [km/h]	54.0	66.0	64.5	61.4	60.8	53.7
Top Speed [km/h]	67.2	67.6	65.8	62.4	62.5	58.0
Avg. Dist. to Rail [m]	1.8	1.9	0.9	1.2	5.8	4.1
Avg. Stride Freq. [Hz]	2.5	2.6	2.5	2.4	2.4	2.3
Avg. Stride Length [m]	6.0	7.2	7.3	7.1	7.0	6.6



- [] Ranking at each section and finish
- .-.- No data available at this section
- NA No data available



Horse/Jockey Name	Allumeur
Final Rank	11
Fastest Section Time (Section)	0:11.09 (1000m)
Top Speed [km/h] (Section)	68.3 (Overall)
Race State	Finished



Eagle Farm QLD Professional
Race 8: FUJITSU AIRSTAGE QTIS Three-Year-Old Handicap - 1200m

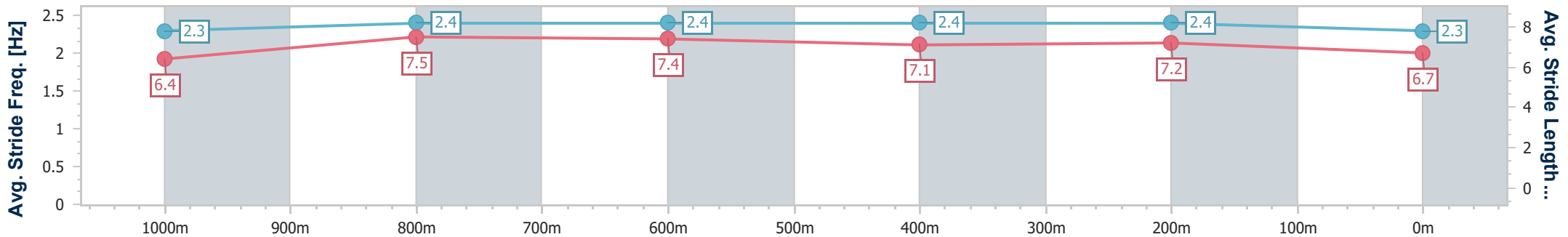
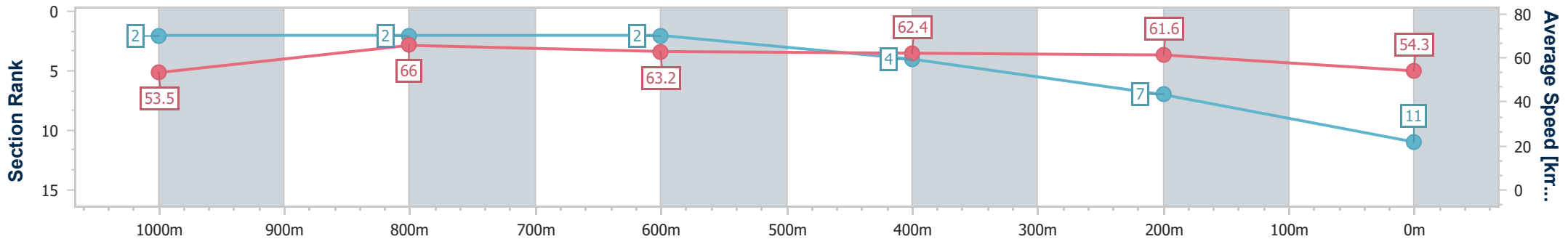
16 March 2024 - 15:48

Track Rating: Good 4, Weather: Fine, Rail Position: +0.5m Entire



BRISBANE RACING CLUB

Section	Overall	1000m	800m	600m	400m	200m
Section Times	1:12.71 [11] (0:13.45)	0:59.26 [2] (0:11.09)	0:48.17 [2] (0:11.50)	0:36.67 [2] (0:11.70)	0:24.97 [4] (0:11.72)	0:13.25 [7] (0:13.25)
Average Speed [km/h]	53.5	66.0	63.2	62.4	61.6	54.3
Top Speed [km/h]	68.3	68.2	64.6	64.1	63.2	58.8
Avg. Dist. to Rail [m]	7.1	2.4	2.2	3.0	6.7	6.0
Avg. Stride Freq. [Hz]	2.3	2.4	2.4	2.4	2.4	2.3
Avg. Stride Length [m]	6.4	7.5	7.4	7.1	7.2	6.7



- [] Ranking at each section and finish
- .-.- No data available at this section
- NA No data available



Horse/Jockey Name	Farwest
Final Rank	12
Fastest Section Time (Section)	0:11.32 (1000m)
Top Speed [km/h] (Section)	66.4 (1000m)
Race State	Finished

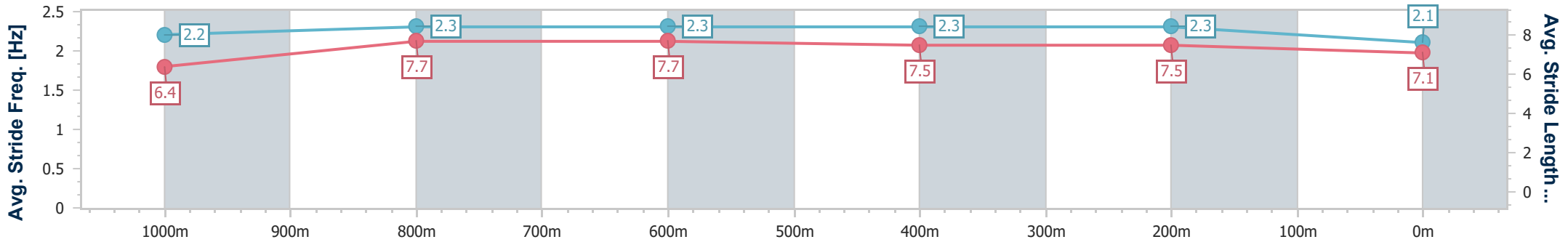
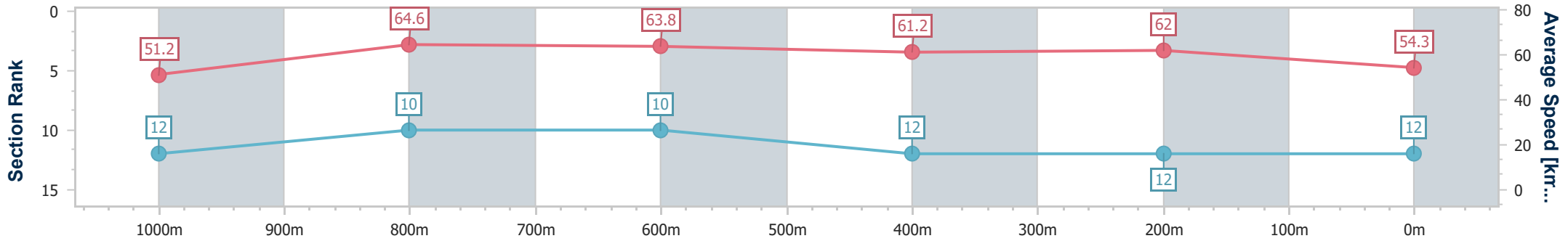


Eagle Farm QLD Professional
 Race 8: FUJITSU AIRSTAGE QTIS Three-Year-Old Handicap - 1200m
 16 March 2024 - 15:48
 Track Rating: Good 4, Weather: Fine, Rail Position: +0.5m Entire



BRISBANE RACING CLUB

Section	Overall	1000m	800m	600m	400m	200m
Section Times	1:13.77 [12] (0:14.08)	0:59.69 [12] (0:11.32)	0:48.37 [10] (0:11.55)	0:36.82 [10] (0:11.96)	0:24.86 [12] (0:11.61)	0:13.25 [12] (0:13.25)
Average Speed [km/h]	51.2	64.6	63.8	61.2	62.0	54.3
Top Speed [km/h]	64.5	66.4	64.6	64.1	64.1	58.3
Avg. Dist. to Rail [m]	4.0	3.7	4.1	3.7	6.1	5.4
Avg. Stride Freq. [Hz]	2.2	2.3	2.3	2.3	2.3	2.1
Avg. Stride Length [m]	6.4	7.7	7.7	7.5	7.5	7.1



- [] Ranking at each section and finish
- .-.- No data available at this section
- NA No data available