



Eagle Farm QLD Professional

Race 7: AC SELECT BENCHMARK 68 Handicap - 1800m

16 March 2024 - 15:09



BRISBANE
RACING CLUB

Track Rating: Good 4, Weather: Fine, Rail Position: +0.5m Entire

Section		Overall											Last 600m
Field Times		1:50.49											0:36.37
		(0:13.89)											(0:12.18)
		1600m	1400m	1200m	1000m	800m	600m	600m	600m	600m	600m	600m	600m
		1:36.60	1:25.09	1:13.02	1:00.81	0:48.45	0:36.37	0:36.37	0:36.37	0:36.37	0:36.37	0:36.37	0:36.37
		(0:11.51)	(0:12.07)	(0:12.21)	(0:12.36)	(0:12.08)	(0:12.18)	(0:12.18)	(0:12.18)	(0:12.18)	(0:12.18)	(0:12.18)	(0:12.18)
Rank	TAB Horse/Jockey	Barrier	Top Speed [km/h]	Fastest Section	Overall	1600m	1400m	1200m	1000m	800m	600m	600m	Distance Travelled [m]
1	6 A DEEL OF HUMOUR Anthony Allen	6	63.6 600m	0:11.59 1600m	1:50.49 [1] (0:14.23)	1:36.26 [5] (0:11.59)	1:24.67 [5] (0:12.06)	1:12.61 [6] (0:12.30)	1:00.31 [6] (0:12.33)	0:47.98 [6] (0:11.98)	0:36.00 [6] (0:11.86)	0:36.00	
2	7 GULF OF TOMINI Taylor Marshall	7	63.5 600m	0:11.48 400m	1:50.75 [2] (0:14.62)	1:36.13 [10] (0:12.19)	1:23.94 [11] (0:12.02)	1:11.92 [11] (0:12.36)	0:59.56 [11] (0:12.22)	0:47.34 [11] (0:11.90)	0:35.44 [11] (0:11.72)	0:35.44	+1
3	3 TRIPLE MONEY Ryan Maloney	3	65.0 600m	0:11.61 400m	1:51.10 [3] (0:14.52)	1:36.58 [9] (0:11.89)	1:24.69 [10] (0:12.03)	1:12.66 [10] (0:12.45)	1:00.21 [10] (0:12.21)	0:48.00 [10] (0:12.02)	0:35.98 [10] (0:11.68)	0:35.98	-4
4	8 CAVE DIVER Bailey Wheeler	8	63.2 1400m	0:11.67 1600m	1:51.11 [4] (0:14.34)	1:36.77 [7] (0:11.67)	1:25.10 [7] (0:11.98)	1:13.12 [7] (0:12.30)	1:00.82 [7] (0:12.31)	0:48.51 [7] (0:11.92)	0:36.59 [7] (0:11.94)	0:36.59	-11
5	9 BELLA TIVACI Dan McGillivray	9	63.4 1600m	0:11.83 1600m	1:51.17 [5] (0:13.94)	1:37.23 [3] (0:11.83)	1:25.40 [4] (0:11.96)	1:13.44 [5] (0:12.26)	1:01.18 [4] (0:12.27)	0:48.91 [4] (0:12.16)	0:36.75 [4] (0:11.91)	0:36.75	-4
6	17 ADALISSA Mark Du Plessis	17	63.1 600m	0:11.75 1600m	1:51.38 [6] (0:14.62)	1:36.76 [11] (0:11.75)	1:25.01 [9] (0:11.88)	1:13.13 [9] (0:12.39)	1:00.74 [9] (0:12.35)	0:48.39 [9] (0:11.87)	0:36.52 [9] (0:11.87)	0:36.52	-8
7	12 SUBUKI Michael Rodd	12	63.0 600m	0:11.81 600m	1:51.53 [7] (0:14.28)	1:37.25 [6] (0:11.89)	1:25.36 [8] (0:11.98)	1:13.38 [8] (0:12.36)	1:01.02 [8] (0:12.30)	0:48.72 [8] (0:11.92)	0:36.80 [8] (0:11.81)	0:36.80	-8
8	18 WILLNOTQUIT Damien Thornton	18	63.8 600m	0:11.81 400m	1:52.01 [8] (0:14.74)	1:37.27 [12] (0:12.29)	1:24.98 [12] (0:12.13)	1:12.85 [13] (0:12.35)	1:00.50 [13] (0:12.09)	0:48.41 [13] (0:11.96)	0:36.45 [12] (0:11.83)	0:36.45	-4
9	5 TWICE ON SUNDAY Justin Huxtable	5	62.7 1600m	0:11.59 1600m	1:52.16 [9] (0:14.12)	1:38.04 [4] (0:11.59)	1:26.45 [3] (0:12.01)	1:14.44 [4] (0:12.29)	1:02.15 [5] (0:12.30)	0:49.85 [5] (0:12.16)	0:37.69 [5] (0:12.10)	0:37.69	-9
10	13 DANCETHENIGHTAWAY Tahlia Fenlon	13	64.3 1600m	0:11.52 1600m	1:52.21 [10] (0:14.34)	1:37.87 [8] (0:11.52)	1:26.35 [6] (0:11.78)	1:14.57 [3] (0:12.15)	1:02.42 [3] (0:12.32)	0:50.10 [3] (0:12.01)	0:38.09 [1] (0:12.18)	0:38.09	+6

Scratched: Master Marko (#1), Aldeenaary (#15), Prickly Poppy (#14), Rocked (#16), Le Heros (#2)

Report Created: Sat 16 March 2024 15:22 GMT+10 (Note: Timing is based on position data)

Page 1/17

[] Ranking at each section and finish
 -:-:- No data available at this section
 NA No data available

SCN Saddle cloth number
 DNF Did not finish
 DNT Did not track

data processed by TRIPLES DATA



Eagle Farm QLD Professional

Race 7: AC SELECT BENCHMARK 68 Handicap - 1800m

16 March 2024 - 15:09



BRISBANE
RACING CLUB

Track Rating: Good 4, Weather: Fine, Rail Position: +0.5m Entire

Section		Overall	1600m	1400m	1200m	1000m	800m	600m	Last 600m					
Field Times		1:50.49 (0:13.89)	1:36.60 (0:11.51)	1:25.09 (0:12.07)	1:13.02 (0:12.21)	1:00.81 (0:12.36)	0:48.45 (0:12.08)	0:36.37 (0:12.18)	0:36.37					
Rank	TAB Horse/Jockey	Barrier	Top Speed [km/h]	Fastest Section										Distance Travelled [m]
11	10 JETPACK VERDI Angela Jones	10	64.8 1600m	0:11.55 1600m	1:52.25 [11] (0:13.94)	1:38.31 [2] (0:11.55)	1:26.76 [2] (0:12.05)	1:14.71 [2] (0:12.16)	1:02.55 [2] (0:12.39)	0:50.16 [2] (0:12.19)	0:37.97 [3] (0:12.18)	0:37.97	+2	
12	4 HADOUKEN Jag Guthmann-Chester	4	63.6 1600m	0:11.51 1600m	1:52.33 [12] (0:13.89)	1:38.44 [1] (0:11.51)	1:26.93 [1] (0:12.07)	1:14.86 [1] (0:12.21)	1:02.65 [1] (0:12.36)	0:50.29 [1] (0:12.08)	0:38.21 [2] (0:12.36)	0:38.21	-9	
13	11 TAVISTORM Jake Bayliss	11	62.7 800m	0:11.74 600m	1:52.49 [13] (0:15.02)	1:37.47 [13] (0:12.20)	1:25.27 [13] (0:11.85)	1:13.42 [12] (0:12.19)	1:01.23 [12] (0:12.25)	0:48.98 [12] (0:12.13)	0:36.85 [13] (0:11.74)	0:36.85	-8	

Scratched: Master Marko (#1), Aldeenaary (#15), Prickly Poppy (#14), Rocked (#16), Le Heros (#2)



Eagle Farm QLD Professional

Race 7: AC SELECT BENCHMARK 68 Handicap - 1800m

16 March 2024 - 15:09



BRISBANE
RACING CLUB

Track Rating: Good 4, Weather: Fine, Rail Position: +0.5m Entire

Section				400m	200m			Last 600m		
Field Times				0:24.19 (0:11.79)	0:12.40 (0:12.40)			0:36.37		
Rank	TAB	Horse/Jockey	Barrier	Top Speed [km/h]	Fastest Section	Margin			Distance Travelled [m]	
1	6	A DEEL OF HUMOUR Anthony Allen	6	63.6 600m	0:11.59 1600m	0:24.14 [3] (0:11.74)	0:12.40 [1] (0:12.40)	1:50.49	0:36.00	
2	7	GULF OF TOMINI Taylor Marshall	7	63.5 600m	0:11.48 400m	0:23.72 [11] (0:11.48)	0:12.24 [5] (0:12.24)	1.53L	0:35.44	+1
3	3	TRIPLE MONEY Ryan Maloney	3	65.0 600m	0:11.61 400m	0:24.30 [10] (0:11.61)	0:12.69 [3] (0:12.69)	3.59L	0:35.98	-4
4	8	CAVE DIVER Bailey Wheeler	8	63.2 1400m	0:11.67 1600m	0:24.65 [5] (0:12.07)	0:12.58 [6] (0:12.58)	3.69L	0:36.59	-11
5	9	BELLA TIVACI Dan McGillivray	9	63.4 1600m	0:11.83 1600m	0:24.84 [2] (0:12.00)	0:12.84 [2] (0:12.84)	4.04L	0:36.75	-4
6	17	ADALISSA Mark Du Plessis	17	63.1 600m	0:11.75 1600m	0:24.65 [9] (0:12.00)	0:12.65 [9] (0:12.65)	5.27L	0:36.52	-8
7	12	SUBUKI Michael Rodd	12	63.0 600m	0:11.81 600m	0:24.99 [7] (0:11.95)	0:13.04 [4] (0:13.04)	6.16L	0:36.80	-8
8	18	WILLNOTQUIT Damien Thornton	18	63.8 600m	0:11.81 400m	0:24.62 [13] (0:11.81)	0:12.81 [12] (0:12.81)	8.97L	0:36.45	-4
9	5	TWICE ON SUNDAY Justin Huxtable	5	62.7 1600m	0:11.59 1600m	0:25.59 [8] (0:12.16)	0:13.43 [8] (0:13.43)	9.83L	0:37.69	-9
10	13	DANCETHENIGHTAWAY Tahlia Fenlon	13	64.3 1600m	0:11.52 1600m	0:25.91 [1] (0:12.34)	0:13.57 [7] (0:13.57)	10.17L	0:38.09	+6

Scratched: Master Marko (#1), Aldeenaary (#15), Prickly Poppy (#14), Rocked (#16), Le Heros (#2)

Report Created: Sat 16 March 2024 15:22 GMT+10 (Note: Timing is based on position data)

Page 3/17

[] Ranking at each section and finish
 -:-:- No data available at this section
 NA No data available

SCN Saddle cloth number
 DNF Did not finish
 DNT Did not track

data processed by  TRIPLESDATA



Eagle Farm QLD Professional

Race 7: AC SELECT BENCHMARK 68 Handicap - 1800m

16 March 2024 - 15:09



BRISBANE
RACING CLUB

Track Rating: Good 4, Weather: Fine, Rail Position: +0.5m Entire

Section				400m	200m			Last 600m		
Field Times				0:24.19 (0:11.79)	0:12.40 (0:12.40)			0:36.37		
Rank	TAB	Horse/Jockey	Barrier	Top Speed [km/h]	Fastest Section	Margin			Distance Travelled [m]	
11	10	JETPACK VERDI Angela Jones	10	64.8 1600m	0:11.55 1600m	0:25.79 [4] (0:12.44)	0:13.35 [11] (0:13.35)	10.38L	0:37.97	+2
12	4	HADOUKEN Jag Guthmann-Chester	4	63.6 1600m	0:11.51 1600m	0:25.85 [6] (0:12.29)	0:13.56 [10] (0:13.56)	10.82L	0:38.21	-9
13	11	TAVISTORM Jake Bayliss	11	62.7 800m	0:11.74 600m	0:25.11 [12] (0:11.93)	0:13.18 [13] (0:13.18)	11.8L	0:36.85	-8

Scratched: Master Marko (#1), Aldeenaary (#15), Prickly Poppy (#14), Rocked (#16), Le Heros (#2)



Horse/Jockey Name	A Deel Of Humour
Final Rank	1
Fastest Section Time (Section)	0:11.59 (1600m)
Top Speed [km/h] (Section)	63.6 (600m)
Race State	Finished



Eagle Farm QLD Professional

Race 7: AC SELECT BENCHMARK 68 Handicap - 1800m

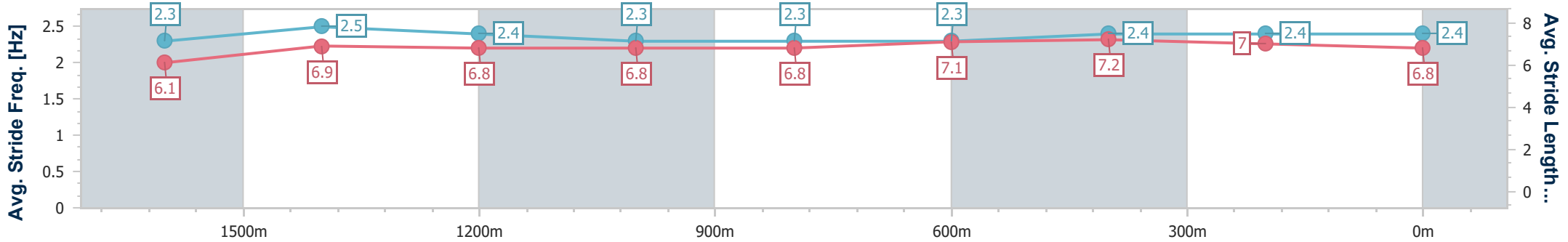
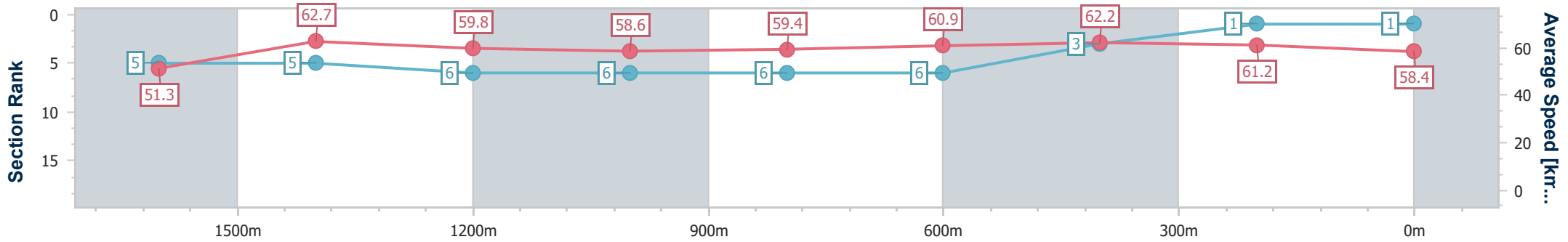
16 March 2024 - 15:09

Track Rating: Good 4, Weather: Fine, Rail Position: +0.5m Entire



BRISBANE RACING CLUB

Section	Overall	1600m	1400m	1200m	1000m	800m	600m	400m	200m
Section Times	1:50.49 [1] (0:14.23)	1:36.26 [5] (0:11.59)	1:24.67 [5] (0:12.06)	1:12.61 [6] (0:12.30)	1:00.31 [6] (0:12.33)	0:47.98 [6] (0:11.98)	0:36.00 [6] (0:11.86)	0:24.14 [3] (0:11.74)	0:12.40 [1] (0:12.40)
Average Speed [km/h]	51.3	62.7	59.8	58.6	59.4	60.9	62.2	61.2	58.4
Top Speed [km/h]	61.7	63.4	63.3	59.3	60.0	62.0	63.6	63.2	59.4
Avg. Dist. to Rail [m]	6.0	2.5	2.5	3.1	2.9	3.4	4.6	7.1	5.2
Avg. Stride Freq. [Hz]	2.3	2.5	2.4	2.3	2.3	2.3	2.3	2.4	2.4
Avg. Stride Length [m]	6.1	6.9	6.8	6.8	6.8	7.1	7.2	7.0	6.8



- [] Ranking at each section and finish
- .-.- No data available at this section
- NA No data available



Horse/Jockey Name	Gulf Of Tomini
Final Rank	2
Fastest Section Time (Section)	0:11.48 (400m)
Top Speed [km/h] (Section)	63.5 (600m)
Race State	Finished



Eagle Farm QLD Professional

Race 7: AC SELECT BENCHMARK 68 Handicap - 1800m

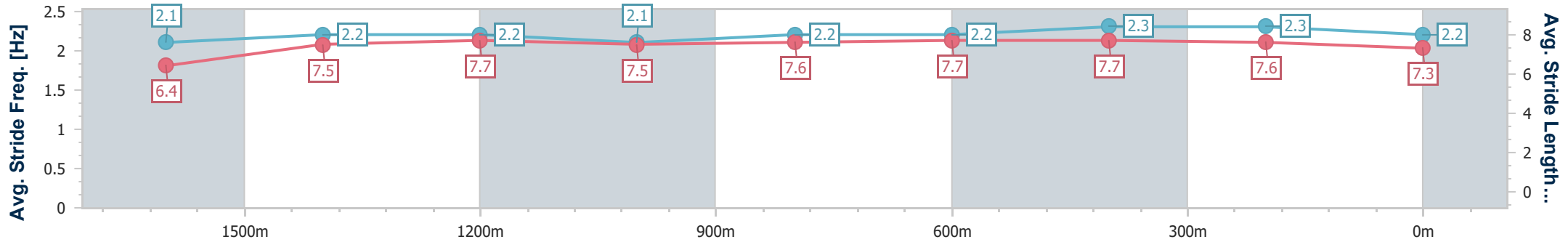
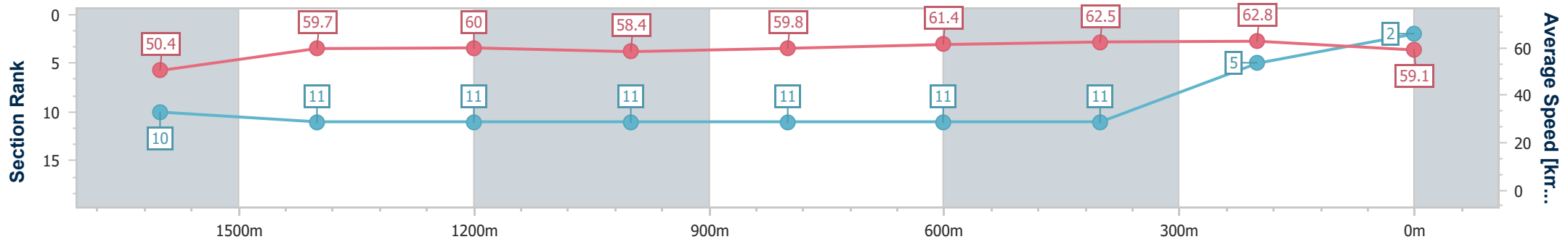
16 March 2024 - 15:09

Track Rating: Good 4, Weather: Fine, Rail Position: +0.5m Entire



BRISBANE RACING CLUB

Section	Overall	1600m	1400m	1200m	1000m	800m	600m	400m	200m
Section Times	1:50.75 [2] (0:14.62)	1:36.13 [10] (0:12.19)	1:23.94 [11] (0:12.02)	1:11.92 [11] (0:12.36)	0:59.56 [11] (0:12.22)	0:47.34 [11] (0:11.90)	0:35.44 [11] (0:11.72)	0:23.72 [11] (0:11.48)	0:12.24 [5] (0:12.24)
Average Speed [km/h]	50.4	59.7	60.0	58.4	59.8	61.4	62.5	62.8	59.1
Top Speed [km/h]	61.1	60.9	60.4	59.6	61.1	62.5	63.5	63.3	61.4
Avg. Dist. to Rail [m]	9.6	2.5	2.7	3.1	2.9	2.6	3.8	10.4	10.1
Avg. Stride Freq. [Hz]	2.1	2.2	2.2	2.1	2.2	2.2	2.3	2.3	2.2
Avg. Stride Length [m]	6.4	7.5	7.7	7.5	7.6	7.7	7.7	7.6	7.3



- [] Ranking at each section and finish
- .-.- No data available at this section
- NA No data available



Horse/Jockey Name	Triple Money
Final Rank	3
Fastest Section Time (Section)	0:11.61 (400m)
Top Speed [km/h] (Section)	65.0 (600m)
Race State	Finished



Eagle Farm QLD Professional

Race 7: AC SELECT BENCHMARK 68 Handicap - 1800m

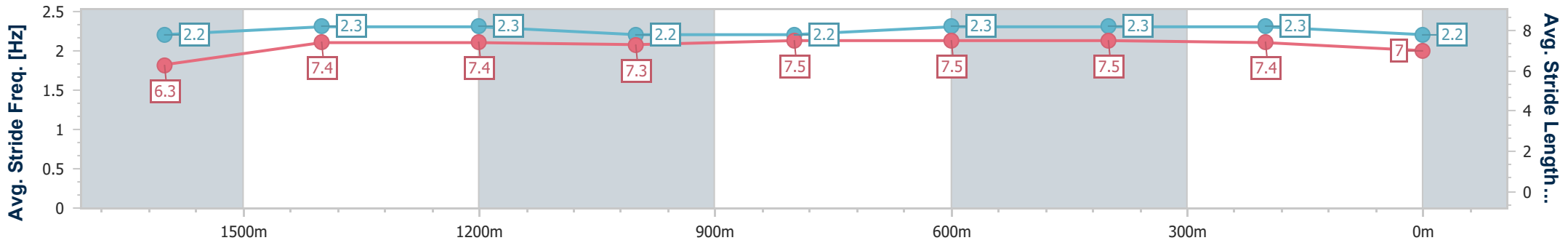
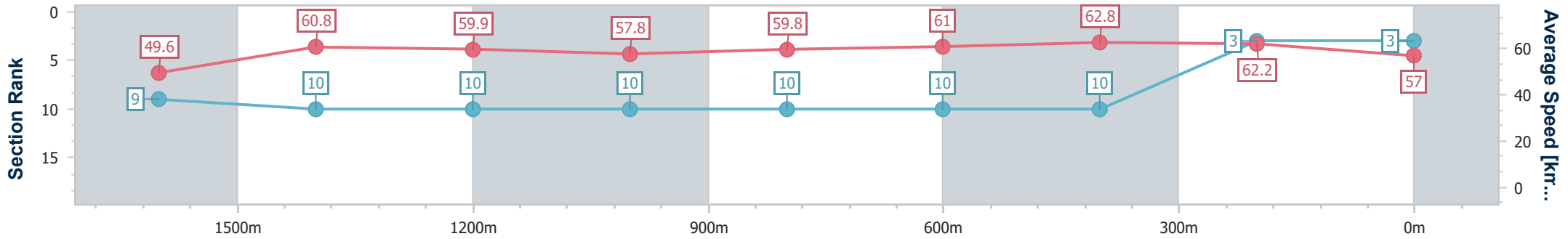
16 March 2024 - 15:09

Track Rating: Good 4, Weather: Fine, Rail Position: +0.5m Entire



BRISBANE RACING CLUB

Section	Overall	1600m	1400m	1200m	1000m	800m	600m	400m	200m
Section Times	1:51.10 [3] (0:14.52)	1:36.58 [9] (0:11.89)	1:24.69 [10] (0:12.03)	1:12.66 [10] (0:12.45)	1:00.21 [10] (0:12.21)	0:48.00 [10] (0:12.02)	0:35.98 [10] (0:11.68)	0:24.30 [10] (0:11.61)	0:12.69 [3] (0:12.69)
Average Speed [km/h]	49.6	60.8	59.9	57.8	59.8	61.0	62.8	62.2	57.0
Top Speed [km/h]	60.3	62.0	61.7	58.7	61.0	62.6	65.0	64.3	59.6
Avg. Dist. to Rail [m]	3.2	1.0	1.9	2.2	2.5	3.9	4.0	9.6	8.5
Avg. Stride Freq. [Hz]	2.2	2.3	2.3	2.2	2.2	2.3	2.3	2.3	2.2
Avg. Stride Length [m]	6.3	7.4	7.4	7.3	7.5	7.5	7.5	7.4	7.0



- [] Ranking at each section and finish
- .-.- No data available at this section
- NA No data available



Horse/Jockey Name	Cave Diver
Final Rank	4
Fastest Section Time (Section)	0:11.67 (1600m)
Top Speed [km/h] (Section)	63.2 (1400m)
Race State	Finished



Eagle Farm QLD Professional

Race 7: AC SELECT BENCHMARK 68 Handicap - 1800m

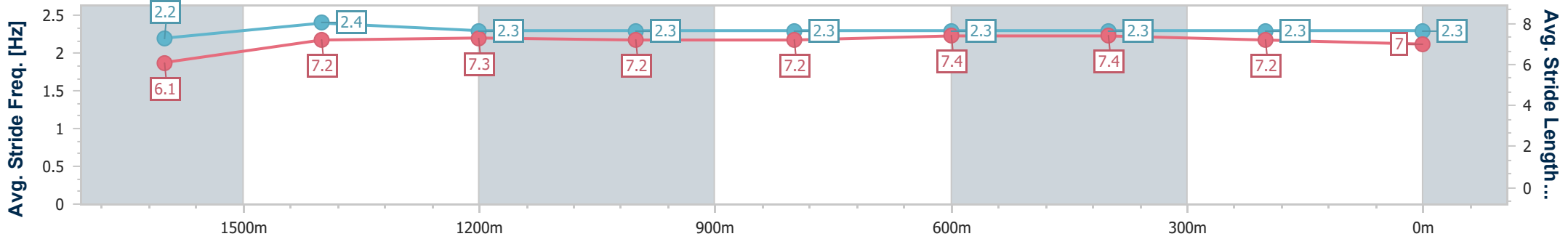
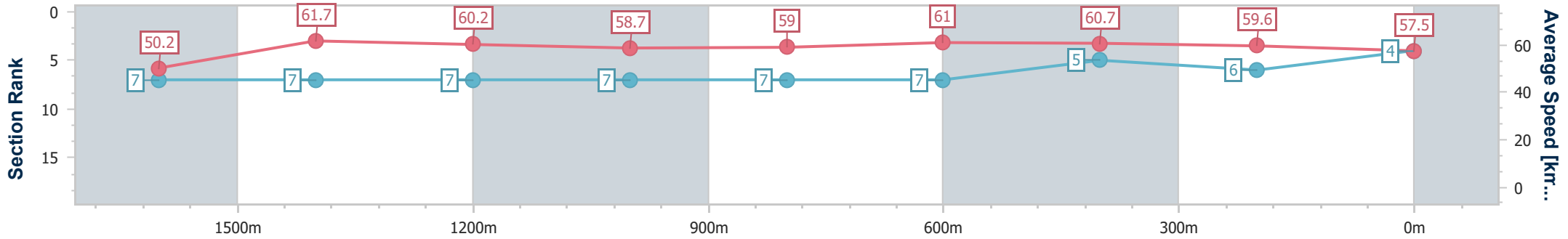
16 March 2024 - 15:09

Track Rating: Good 4, Weather: Fine, Rail Position: +0.5m Entire



BRISBANE RACING CLUB

Section	Overall	1600m	1400m	1200m	1000m	800m	600m	400m	200m
Section Times	1:51.11 [4] (0:14.34)	1:36.77 [7] (0:11.67)	1:25.10 [7] (0:11.98)	1:13.12 [7] (0:12.30)	1:00.82 [7] (0:12.31)	0:48.51 [7] (0:11.92)	0:36.59 [7] (0:11.94)	0:24.65 [5] (0:12.07)	0:12.58 [6] (0:12.58)
Average Speed [km/h]	50.2	61.7	60.2	58.7	59.0	61.0	60.7	59.6	57.5
Top Speed [km/h]	60.4	63.2	63.2	59.5	60.5	61.6	61.8	61.3	58.7
Avg. Dist. to Rail [m]	2.9	0.6	1.4	1.8	1.5	2.4	1.7	2.5	1.9
Avg. Stride Freq. [Hz]	2.2	2.4	2.3	2.3	2.3	2.3	2.3	2.3	2.3
Avg. Stride Length [m]	6.1	7.2	7.3	7.2	7.2	7.4	7.4	7.2	7.0



- [] Ranking at each section and finish
- .-.- No data available at this section
- NA No data available



Horse/Jockey Name	Bella Tivaci
Final Rank	5
Fastest Section Time (Section)	0:11.83 (1600m)
Top Speed [km/h] (Section)	63.4 (1600m)
Race State	Finished



Eagle Farm QLD Professional

Race 7: AC SELECT BENCHMARK 68 Handicap - 1800m

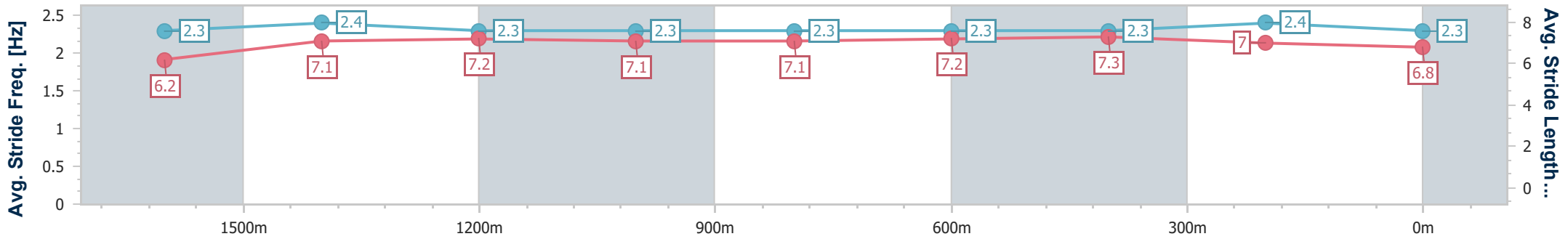
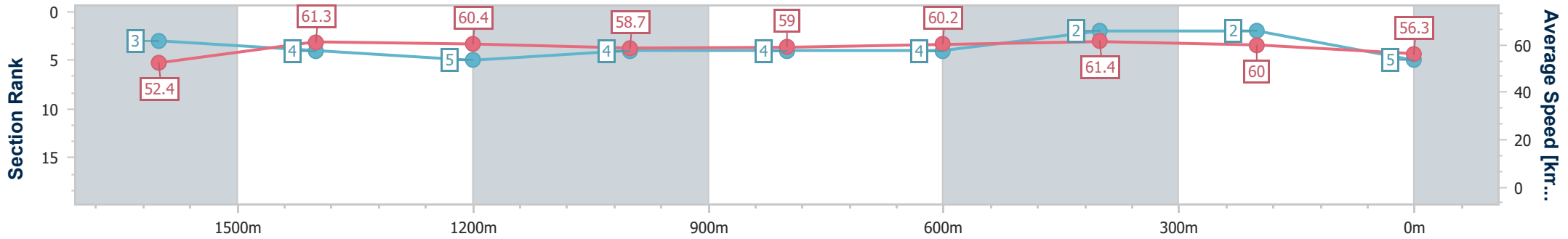
16 March 2024 - 15:09

Track Rating: Good 4, Weather: Fine, Rail Position: +0.5m Entire



BRISBANE RACING CLUB

Section	Overall	1600m	1400m	1200m	1000m	800m	600m	400m	200m
Section Times	1:51.17 [5] (0:13.94)	1:37.23 [3] (0:11.83)	1:25.40 [4] (0:11.96)	1:13.44 [5] (0:12.26)	1:01.18 [4] (0:12.27)	0:48.91 [4] (0:12.16)	0:36.75 [4] (0:11.91)	0:24.84 [2] (0:12.00)	0:12.84 [2] (0:12.84)
Average Speed [km/h]	52.4	61.3	60.4	58.7	59.0	60.2	61.4	60.0	56.3
Top Speed [km/h]	62.5	63.4	62.8	59.5	59.9	61.1	62.2	61.5	57.6
Avg. Dist. to Rail [m]	7.0	2.1	2.4	2.5	1.3	3.2	3.1	6.6	5.2
Avg. Stride Freq. [Hz]	2.3	2.4	2.3	2.3	2.3	2.3	2.3	2.4	2.3
Avg. Stride Length [m]	6.2	7.1	7.2	7.1	7.1	7.2	7.3	7.0	6.8



- [] Ranking at each section and finish
- .-.- No data available at this section
- NA No data available



Horse/Jockey Name	Adalissa
Final Rank	6
Fastest Section Time (Section)	0:11.75 (1600m)
Top Speed [km/h] (Section)	63.1 (600m)
Race State	Finished



Eagle Farm QLD Professional

Race 7: AC SELECT BENCHMARK 68 Handicap - 1800m

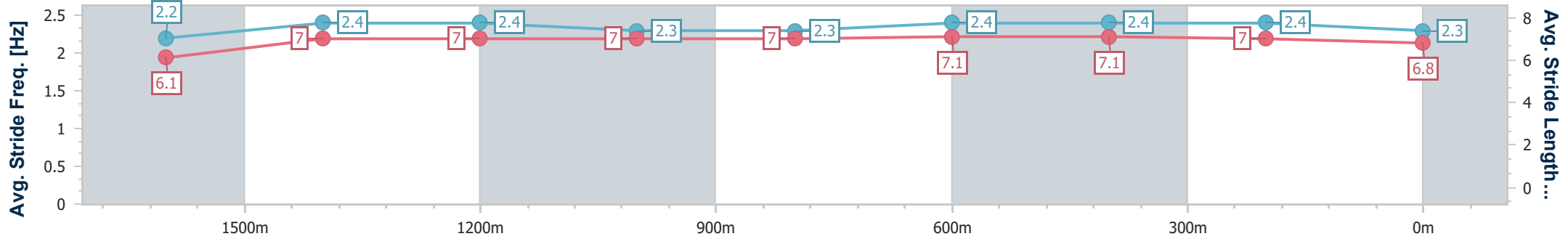
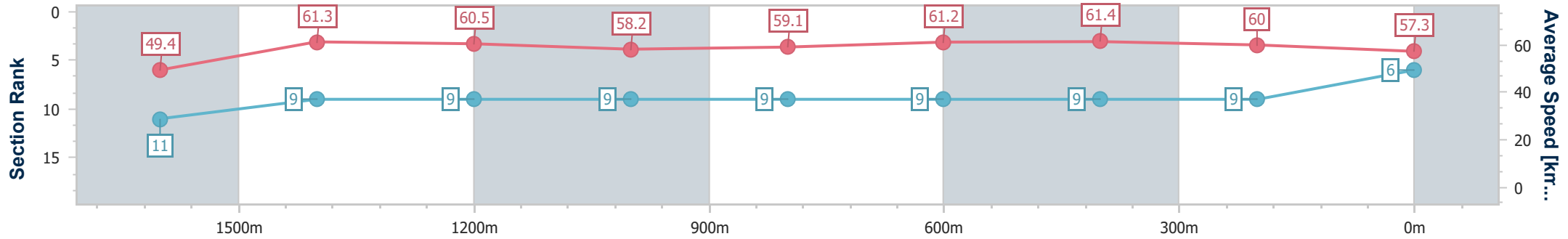
16 March 2024 - 15:09

Track Rating: Good 4, Weather: Fine, Rail Position: +0.5m Entire



BRISBANE RACING CLUB

Section	Overall	1600m	1400m	1200m	1000m	800m	600m	400m	200m
Section Times	1:51.38 [6] (0:14.62)	1:36.76 [11] (0:11.75)	1:25.01 [9] (0:11.88)	1:13.13 [9] (0:12.39)	1:00.74 [9] (0:12.35)	0:48.39 [9] (0:11.87)	0:36.52 [9] (0:11.87)	0:24.65 [9] (0:12.00)	0:12.65 [9] (0:12.65)
Average Speed [km/h]	49.4	61.3	60.5	58.2	59.1	61.2	61.4	60.0	57.3
Top Speed [km/h]	60.6	62.2	62.8	59.2	61.1	62.8	63.1	61.7	58.4
Avg. Dist. to Rail [m]	4.6	0.5	1.3	2.3	2.3	2.3	2.0	4.4	3.4
Avg. Stride Freq. [Hz]	2.2	2.4	2.4	2.3	2.3	2.4	2.4	2.4	2.3
Avg. Stride Length [m]	6.1	7.0	7.0	7.0	7.0	7.1	7.1	7.0	6.8



- [] Ranking at each section and finish
- .-.- No data available at this section
- NA No data available



Horse/Jockey Name	Subuki
Final Rank	7
Fastest Section Time (Section)	0:11.81 (600m)
Top Speed [km/h] (Section)	63.0 (600m)
Race State	Finished



Eagle Farm QLD Professional

Race 7: AC SELECT BENCHMARK 68 Handicap - 1800m

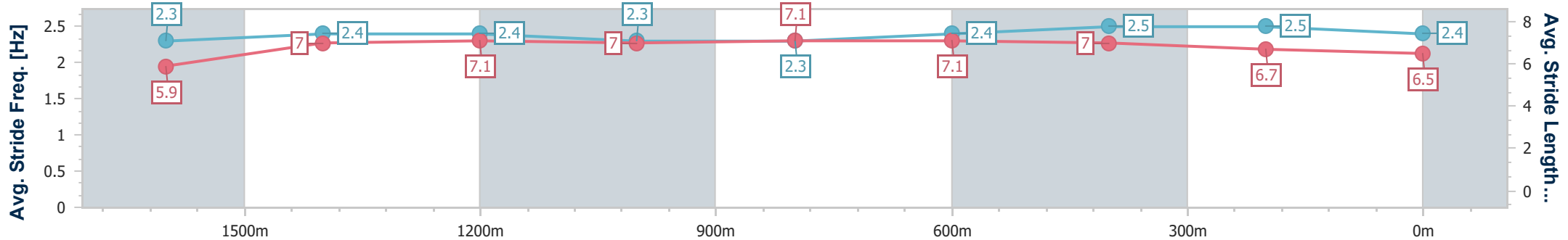
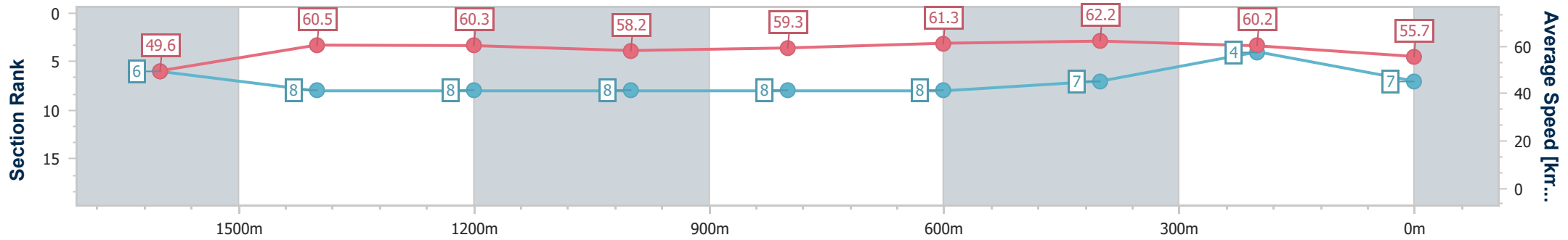
16 March 2024 - 15:09

Track Rating: Good 4, Weather: Fine, Rail Position: +0.5m Entire



BRISBANE RACING CLUB

Section	Overall	1600m	1400m	1200m	1000m	800m	600m	400m	200m
Section Times	1:51.53 [7] (0:14.28)	1:37.25 [6] (0:11.89)	1:25.36 [8] (0:11.98)	1:13.38 [8] (0:12.36)	1:01.02 [8] (0:12.30)	0:48.72 [8] (0:11.92)	0:36.80 [8] (0:11.81)	0:24.99 [7] (0:11.95)	0:13.04 [4] (0:13.04)
Average Speed [km/h]	49.6	60.5	60.3	58.2	59.3	61.3	62.2	60.2	55.7
Top Speed [km/h]	61.2	62.4	62.5	59.0	61.0	62.2	63.0	62.3	58.7
Avg. Dist. to Rail [m]	4.4	1.0	2.0	2.9	2.6	2.8	4.3	11.2	9.3
Avg. Stride Freq. [Hz]	2.3	2.4	2.4	2.3	2.3	2.4	2.5	2.5	2.4
Avg. Stride Length [m]	5.9	7.0	7.1	7.0	7.1	7.1	7.0	6.7	6.5



- [] Ranking at each section and finish
- .-.- No data available at this section
- NA No data available



Horse/Jockey Name	Willnotquit
Final Rank	8
Fastest Section Time (Section)	0:11.81 (400m)
Top Speed [km/h] (Section)	63.8 (600m)
Race State	Finished



Eagle Farm QLD Professional

Race 7: AC SELECT BENCHMARK 68 Handicap - 1800m

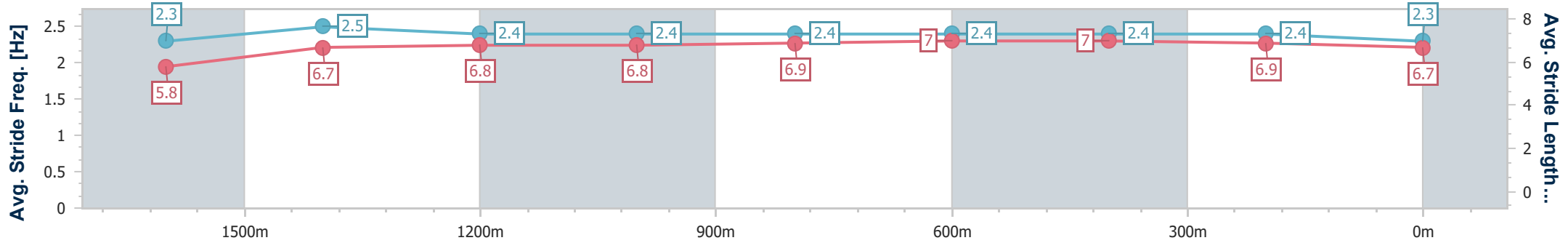
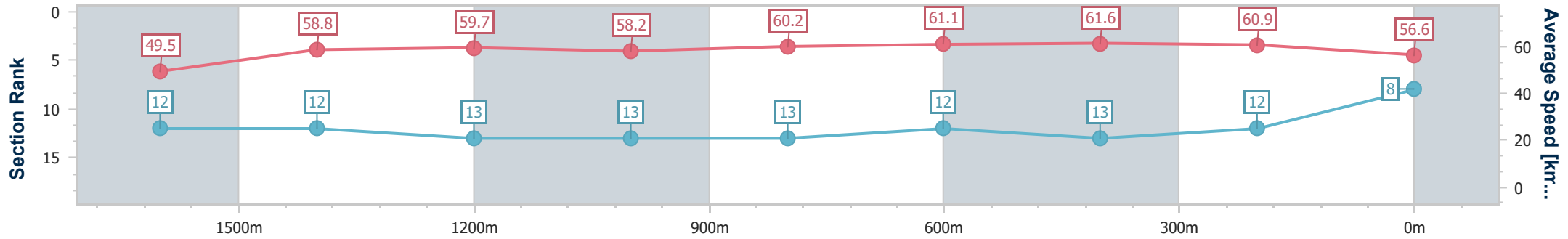
16 March 2024 - 15:09

Track Rating: Good 4, Weather: Fine, Rail Position: +0.5m Entire



BRISBANE RACING CLUB

Section	Overall	1600m	1400m	1200m	1000m	800m	600m	400m	200m
Section Times	1:52.01 [8] (0:14.74)	1:37.27 [12] (0:12.29)	1:24.98 [12] (0:12.13)	1:12.85 [13] (0:12.35)	1:00.50 [13] (0:12.09)	0:48.41 [13] (0:11.96)	0:36.45 [12] (0:11.83)	0:24.62 [13] (0:11.81)	0:12.81 [12] (0:12.81)
Average Speed [km/h]	49.5	58.8	59.7	58.2	60.2	61.1	61.6	60.9	56.6
Top Speed [km/h]	59.8	60.1	60.1	59.9	62.3	62.6	63.8	63.6	58.4
Avg. Dist. to Rail [m]	7.2	1.6	2.2	2.8	1.7	3.1	2.7	8.0	8.8
Avg. Stride Freq. [Hz]	2.3	2.5	2.4	2.4	2.4	2.4	2.4	2.4	2.3
Avg. Stride Length [m]	5.8	6.7	6.8	6.8	6.9	7.0	7.0	6.9	6.7



- [] Ranking at each section and finish
- .-.- No data available at this section
- NA No data available



Horse/Jockey Name	Twice On Sunday
Final Rank	9
Fastest Section Time (Section)	0:11.59 (1600m)
Top Speed [km/h] (Section)	62.7 (1600m)
Race State	Finished



Eagle Farm QLD Professional

Race 7: AC SELECT BENCHMARK 68 Handicap - 1800m

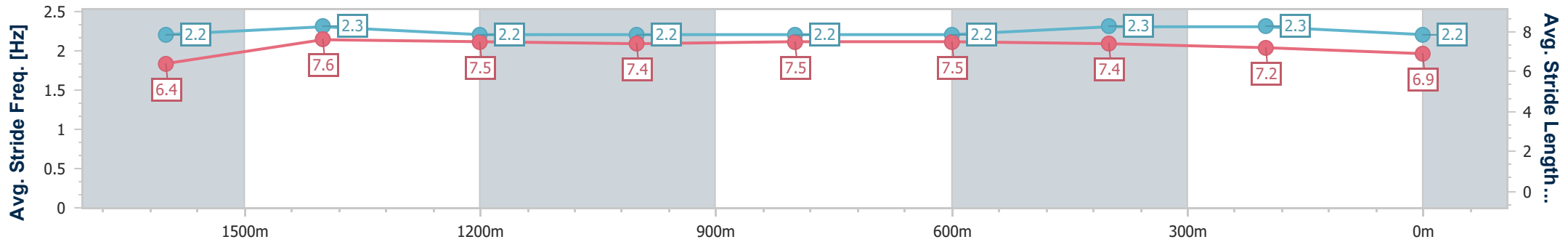
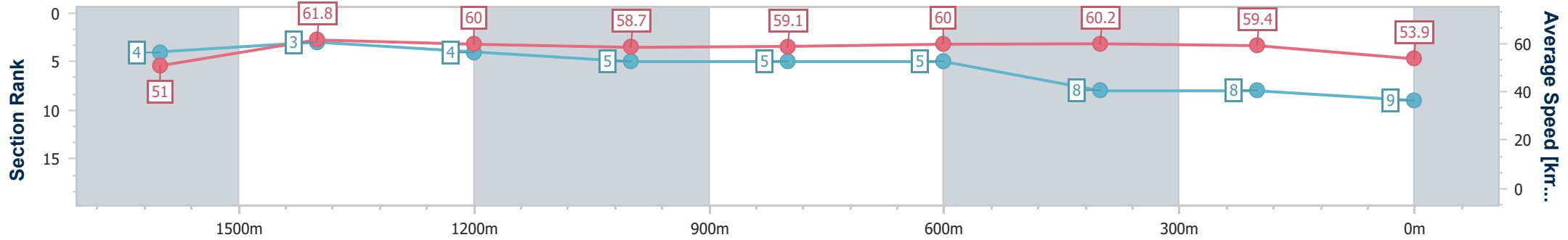
16 March 2024 - 15:09

Track Rating: Good 4, Weather: Fine, Rail Position: +0.5m Entire



BRISBANE RACING CLUB

Section	Overall	1600m	1400m	1200m	1000m	800m	600m	400m	200m
Section Times	1:52.16 [9] (0:14.12)	1:38.04 [4] (0:11.59)	1:26.45 [3] (0:12.01)	1:14.44 [4] (0:12.29)	1:02.15 [5] (0:12.30)	0:49.85 [5] (0:12.16)	0:37.69 [5] (0:12.10)	0:25.59 [8] (0:12.16)	0:13.43 [8] (0:13.43)
Average Speed [km/h]	51.0	61.8	60.0	58.7	59.1	60.0	60.2	59.4	53.9
Top Speed [km/h]	61.5	62.7	61.9	59.8	60.6	61.1	60.8	61.1	56.5
Avg. Dist. to Rail [m]	3.6	0.5	0.9	1.7	1.7	3.5	2.6	7.8	8.4
Avg. Stride Freq. [Hz]	2.2	2.3	2.2	2.2	2.2	2.2	2.3	2.3	2.2
Avg. Stride Length [m]	6.4	7.6	7.5	7.4	7.5	7.5	7.4	7.2	6.9



- [] Ranking at each section and finish
- .-.- No data available at this section
- NA No data available



Horse/Jockey Name	Dancethenightaway
Final Rank	10
Fastest Section Time (Section)	0:11.52 (1600m)
Top Speed [km/h] (Section)	64.3 (1600m)
Race State	Finished



Eagle Farm QLD Professional

Race 7: AC SELECT BENCHMARK 68 Handicap - 1800m

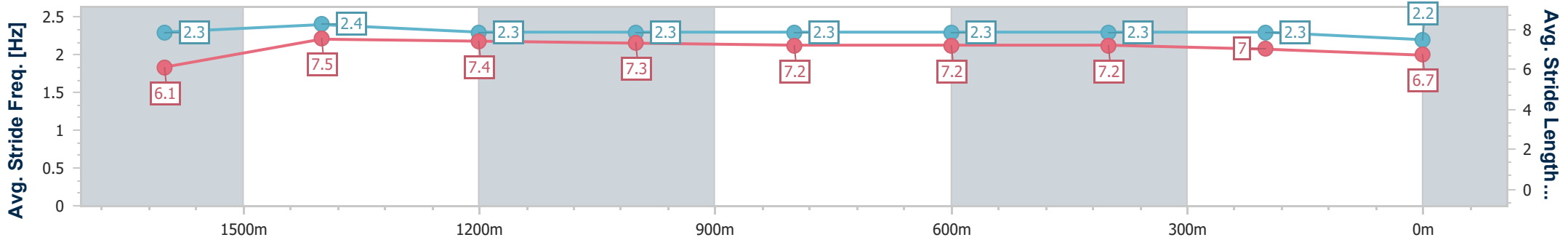
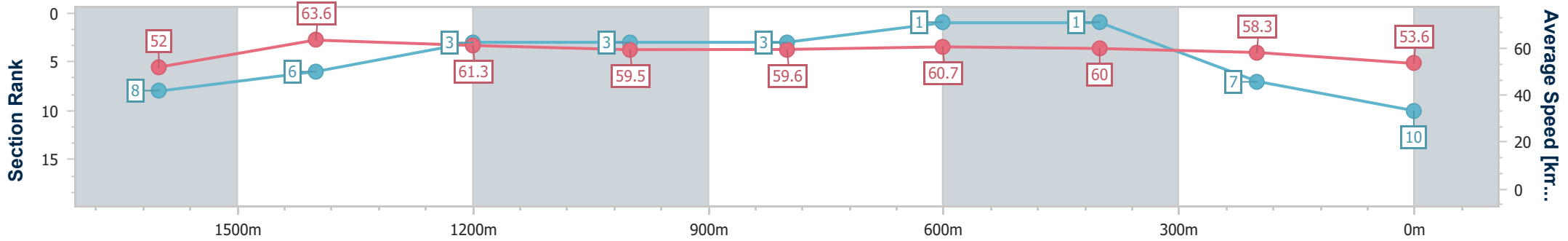
16 March 2024 - 15:09

Track Rating: Good 4, Weather: Fine, Rail Position: +0.5m Entire



BRISBANE RACING CLUB

Section	Overall	1600m	1400m	1200m	1000m	800m	600m	400m	200m
Section Times	1:52.21 [10] (0:14.34)	1:37.87 [8] (0:11.52)	1:26.35 [6] (0:11.78)	1:14.57 [3] (0:12.15)	1:02.42 [3] (0:12.32)	0:50.10 [3] (0:12.01)	0:38.09 [1] (0:12.18)	0:25.91 [1] (0:12.34)	0:13.57 [7] (0:13.57)
Average Speed [km/h]	52.0	63.6	61.3	59.5	59.6	60.7	60.0	58.3	53.6
Top Speed [km/h]	63.6	64.3	63.5	60.3	61.1	61.4	61.0	60.7	55.9
Avg. Dist. to Rail [m]	12.1	4.4	4.3	4.8	3.9	3.3	3.2	6.3	6.8
Avg. Stride Freq. [Hz]	2.3	2.4	2.3	2.3	2.3	2.3	2.3	2.3	2.2
Avg. Stride Length [m]	6.1	7.5	7.4	7.3	7.2	7.2	7.2	7.0	6.7



- [] Ranking at each section and finish
- .-.- No data available at this section
- NA No data available



Horse/Jockey Name	Jetpack Verdi
Final Rank	11
Fastest Section Time (Section)	0:11.55 (1600m)
Top Speed [km/h] (Section)	64.8 (1600m)
Race State	Finished



Eagle Farm QLD Professional

Race 7: AC SELECT BENCHMARK 68 Handicap - 1800m

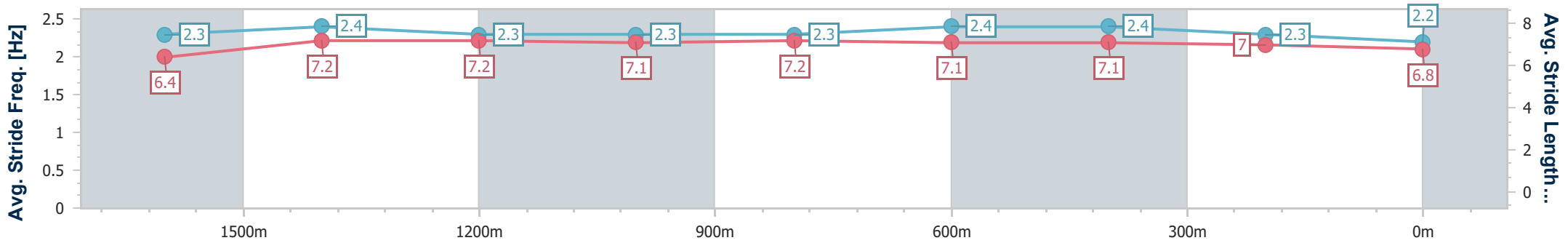
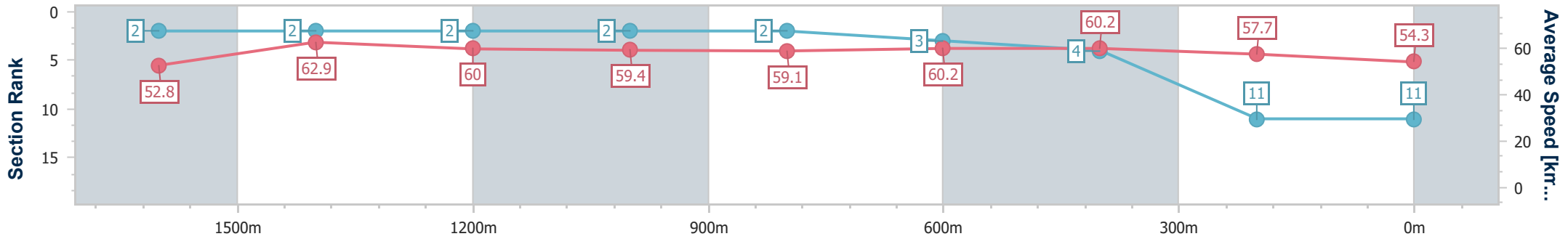
16 March 2024 - 15:09

Track Rating: Good 4, Weather: Fine, Rail Position: +0.5m Entire



BRISBANE RACING CLUB

Section	Overall	1600m	1400m	1200m	1000m	800m	600m	400m	200m
Section Times	1:52.25 [11] (0:13.94)	1:38.31 [2] (0:11.55)	1:26.76 [2] (0:12.05)	1:14.71 [2] (0:12.16)	1:02.55 [2] (0:12.39)	0:50.16 [2] (0:12.19)	0:37.97 [3] (0:12.18)	0:25.79 [4] (0:12.44)	0:13.35 [11] (0:13.35)
Average Speed [km/h]	52.8	62.9	60.0	59.4	59.1	60.2	60.2	57.7	54.3
Top Speed [km/h]	63.9	64.8	62.6	60.2	60.6	60.9	60.8	60.3	55.3
Avg. Dist. to Rail [m]	8.3	3.2	2.7	3.6	3.7	4.1	2.8	5.1	4.6
Avg. Stride Freq. [Hz]	2.3	2.4	2.3	2.3	2.3	2.4	2.4	2.3	2.2
Avg. Stride Length [m]	6.4	7.2	7.2	7.1	7.2	7.1	7.1	7.0	6.8



- [] Ranking at each section and finish
- .-.- No data available at this section
- NA No data available



Horse/Jockey Name	Hadouken
Final Rank	12
Fastest Section Time (Section)	0:11.51 (1600m)
Top Speed [km/h] (Section)	63.6 (1600m)
Race State	Finished



Eagle Farm QLD Professional

Race 7: AC SELECT BENCHMARK 68 Handicap - 1800m

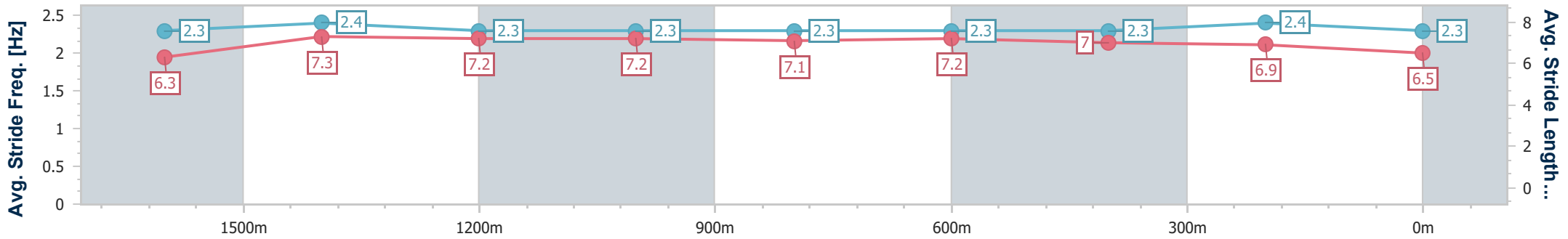
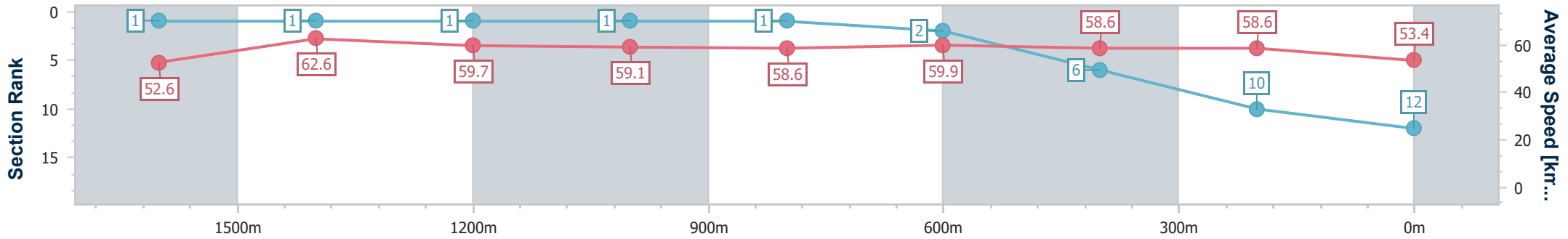
16 March 2024 - 15:09

Track Rating: Good 4, Weather: Fine, Rail Position: +0.5m Entire



BRISBANE RACING CLUB

Section	Overall	1600m	1400m	1200m	1000m	800m	600m	400m	200m
Section Times	1:52.33 [12] (0:13.89)	1:38.44 [1] (0:11.51)	1:26.93 [1] (0:12.07)	1:14.86 [1] (0:12.21)	1:02.65 [1] (0:12.36)	0:50.29 [1] (0:12.08)	0:38.21 [2] (0:12.36)	0:25.85 [6] (0:12.29)	0:13.56 [10] (0:13.56)
Average Speed [km/h]	52.6	62.6	59.7	59.1	58.6	59.9	58.6	58.6	53.4
Top Speed [km/h]	63.0	63.6	62.0	59.8	60.5	60.8	60.1	59.8	57.6
Avg. Dist. to Rail [m]	6.4	0.9	0.7	1.2	0.6	1.1	1.7	4.3	5.9
Avg. Stride Freq. [Hz]	2.3	2.4	2.3	2.3	2.3	2.3	2.3	2.4	2.3
Avg. Stride Length [m]	6.3	7.3	7.2	7.2	7.1	7.2	7.0	6.9	6.5



- [] Ranking at each section and finish
- .-.- No data available at this section
- NA No data available



Horse/Jockey Name	Tavistorm
Final Rank	13
Fastest Section Time (Section)	0:11.74 (600m)
Top Speed [km/h] (Section)	62.7 (800m)
Race State	Finished



Eagle Farm QLD Professional

Race 7: AC SELECT BENCHMARK 68 Handicap - 1800m

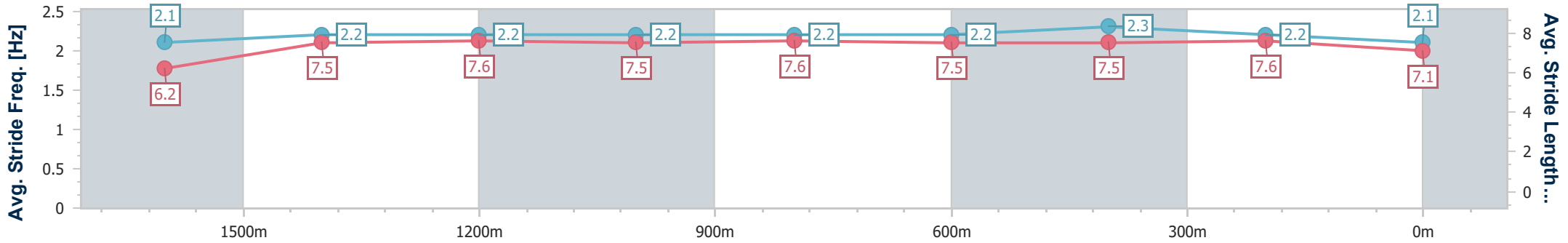
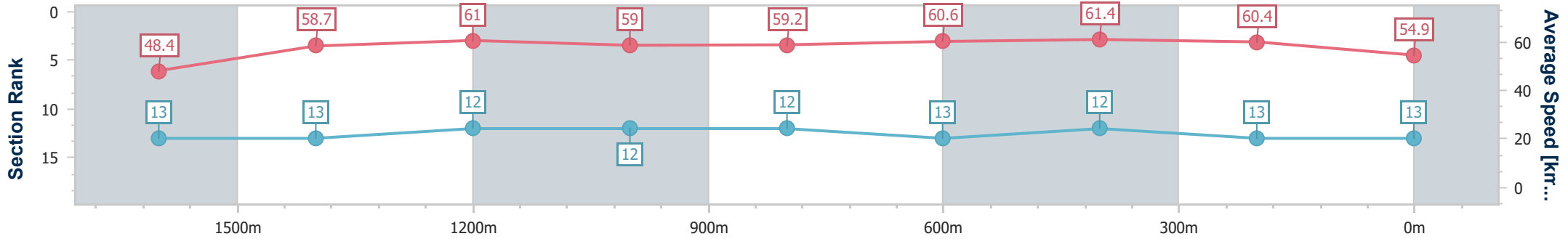
16 March 2024 - 15:09

Track Rating: Good 4, Weather: Fine, Rail Position: +0.5m Entire



BRISBANE RACING CLUB

Section	Overall	1600m	1400m	1200m	1000m	800m	600m	400m	200m
Section Times	1:52.49 [13] (0:15.02)	1:37.47 [13] (0:12.20)	1:25.27 [13] (0:11.85)	1:13.42 [12] (0:12.19)	1:01.23 [12] (0:12.25)	0:48.98 [12] (0:12.13)	0:36.85 [13] (0:11.74)	0:25.11 [12] (0:11.93)	0:13.18 [13] (0:13.18)
Average Speed [km/h]	48.4	58.7	61.0	59.0	59.2	60.6	61.4	60.4	54.9
Top Speed [km/h]	60.0	60.2	61.9	60.1	60.9	62.7	62.6	62.3	58.2
Avg. Dist. to Rail [m]	7.2	0.8	1.0	0.5	2.1	4.2	0.6	3.9	7.2
Avg. Stride Freq. [Hz]	2.1	2.2	2.2	2.2	2.2	2.2	2.3	2.2	2.1
Avg. Stride Length [m]	6.2	7.5	7.6	7.5	7.6	7.5	7.5	7.6	7.1



- [] Ranking at each section and finish
- .-.- No data available at this section
- NA No data available