



Eagle Farm QLD Professional

Race 6: AIRTOUCH QTIS Three-Year-Old Handicap - 1500m

16 March 2024 - 14:34



BRISBANE
RACING CLUB

Track Rating: Good 4, Weather: Fine, Rail Position: +0.5m Entire

Section														
Field Times	Overall	1400m	1200m	1000m	800m	600m	400m	Last 600m						
	1:31.09 (0:08.36)	1:22.73 (0:11.60)	1:11.13 (0:12.23)	0:58.90 (0:12.48)	0:46.42 (0:12.15)	0:34.27 (0:11.61)	0:22.66 (0:11.07)	0:34.27						
Rank	TAB	Horse/Jockey	Barrier	Top Speed [km/h]	Fastest Section	Overall	1400m	1200m	1000m	800m	600m	400m	Last 600m	Distance Travelled [m]
1	4	TRANSATLANTIC Angela Jones	4	66.7 400m	0:08.37 Overall	1:31.09 [1] (0:08.37)	1:22.72 [2] (0:11.86)	1:10.86 [2] (0:12.14)	0:58.72 [2] (0:12.52)	0:46.20 [2] (0:12.05)	0:34.15 [2] (0:11.60)	0:22.55 [2] (0:10.96)	0:34.15	
2	3	SIDE SHOW James Orman	3	65.9 400m	0:08.54 Overall	1:31.66 [2] (0:08.54)	1:23.12 [5] (0:11.99)	1:11.13 [6] (0:12.27)	0:58.86 [6] (0:12.52)	0:46.34 [6] (0:11.92)	0:34.42 [6] (0:11.56)	0:22.86 [4] (0:11.08)	0:34.42	+0
3	2	SHARP DAZZLER Bailey Wheeler	2	66.2 400m	0:08.63 Overall	1:31.75 [3] (0:08.63)	1:23.12 [6] (0:12.14)	1:10.98 [7] (0:12.30)	0:58.68 [8] (0:12.51)	0:46.17 [8] (0:11.81)	0:34.36 [8] (0:11.57)	0:22.79 [7] (0:11.13)	0:34.36	+4
4	6	SHOWDRA Nikita Beriman	6	65.9 400m	0:09.01 Overall	1:31.97 [4] (0:09.01)	1:22.96 [10] (0:11.92)	1:11.04 [10] (0:12.34)	0:58.70 [10] (0:12.46)	0:46.24 [10] (0:11.60)	0:34.64 [7] (0:11.61)	0:23.03 [6] (0:11.12)	0:34.64	+8
5	9	TOP FUN Melea Castle	9	65.1 400m	0:08.65 Overall	1:32.12 [5] (0:08.65)	1:23.47 [7] (0:11.59)	1:11.88 [3] (0:12.24)	0:59.64 [3] (0:12.58)	0:47.06 [3] (0:11.98)	0:35.08 [3] (0:11.71)	0:23.37 [3] (0:11.20)	0:35.08	+3
6	10	KAIROS LOUIE Luke Tarrant	10	64.8 400m	0:08.82 Overall	1:32.46 [6] (0:08.82)	1:23.64 [9] (0:11.98)	1:11.66 [9] (0:12.31)	0:59.35 [9] (0:12.56)	0:46.79 [9] (0:11.96)	0:34.83 [10] (0:11.47)	0:23.36 [9] (0:11.33)	0:34.83	+0
7	7	NEW JOY Damien Thornton	7	64.2 600m	0:08.36 Overall	1:32.67 [7] (0:08.36)	1:24.31 [1] (0:11.60)	1:12.71 [1] (0:12.23)	1:00.48 [1] (0:12.48)	0:48.00 [1] (0:12.15)	0:35.85 [1] (0:11.61)	0:24.24 [1] (0:11.58)	0:35.85	-3
8	11	ON THE VEUVE Taylor Marshall	11	64.4 400m	0:08.51 Overall	1:32.78 [8] (0:08.51)	1:24.27 [3] (0:11.99)	1:12.28 [5] (0:12.18)	1:00.10 [5] (0:12.46)	0:47.64 [5] (0:12.04)	0:35.60 [5] (0:11.66)	0:23.94 [5] (0:11.48)	0:35.60	-3
9	1	SHAMEDY Tahlia Fenlon	1	65.9 400m	0:08.51 Overall	1:33.03 [9] (0:08.51)	1:24.52 [3] (0:11.92)	1:12.60 [4] (0:12.18)	1:00.42 [4] (0:12.51)	0:47.91 [4] (0:12.00)	0:35.91 [4] (0:11.88)	0:24.03 [8] (0:11.22)	0:35.91	+7
10	8	LISSARO Mark Du Plessis	8	63.9 600m	0:08.82 Overall	1:33.06 [10] (0:08.82)	1:24.24 [8] (0:11.95)	1:12.29 [8] (0:12.21)	1:00.08 [7] (0:12.44)	0:47.64 [7] (0:11.99)	0:35.65 [9] (0:11.70)	0:23.95 [10] (0:11.56)	0:35.65	-2

Scratched: Pinkus (#5), You Kay Squeeze (#12)

[] Ranking at each section and finish
 -:-:- No data available at this section
 NA No data available

SCN Saddle cloth number
 DNF Did not finish
 DNT Did not track



Eagle Farm QLD Professional

Race 6: AIRTOUCH QTIS Three-Year-Old Handicap - 1500m

16 March 2024 - 14:34



BRISBANE
RACING CLUB

Track Rating: Good 4, Weather: Fine, Rail Position: +0.5m Entire

Section				200m				Last 600m	
Field Times				0:11.59 (0:11.59)				0:34.27	
Rank	TAB	Horse/Jockey	Barrier	Top Speed [km/h]	Fastest Section	Margin			Distance Travelled [m]
1	4	TRANSATLANTIC Angela Jones	4	66.7 400m	0:08.37 Overall	0:11.59 [1] (0:11.59)	1:31.09		0:34.15
2	3	SIDE SHOW James Orman	3	65.9 400m	0:08.54 Overall	0:11.78 [2] (0:11.78)	3.37L		0:34.42 +0
3	2	SHARP DAZZLER Bailey Wheeler	2	66.2 400m	0:08.63 Overall	0:11.66 [6] (0:11.66)	3.9L		0:34.36 +4
4	6	SHOWDRA Nikita Beriman	6	65.9 400m	0:09.01 Overall	0:11.91 [5] (0:11.91)	5.17L		0:34.64 +8
5	9	TOP FUN Melea Castle	9	65.1 400m	0:08.65 Overall	0:12.17 [3] (0:12.17)	6.06L		0:35.08 +3
6	10	KAIROS LOUIE Luke Tarrant	10	64.8 400m	0:08.82 Overall	0:12.03 [9] (0:12.03)	8.04L		0:34.83 +0
7	7	NEW JOY Damien Thornton	7	64.2 600m	0:08.36 Overall	0:12.66 [4] (0:12.66)	9.27L		0:35.85 -3
8	11	ON THE VEUVE Taylor Marshall	11	64.4 400m	0:08.51 Overall	0:12.46 [8] (0:12.46)	9.95L		0:35.60 -3
9	1	SHAMEDY Tahlia Fenlon	1	65.9 400m	0:08.51 Overall	0:12.81 [7] (0:12.81)	11.39L		0:35.91 +7
10	8	LISSARO Mark Du Plessis	8	63.9 600m	0:08.82 Overall	0:12.39 [10] (0:12.39)	11.6L		0:35.65 -2

Scratched: Pinkus (#5), You Kay Squeeze (#12)

[] Ranking at each section and finish
 -:-:- No data available at this section
 NA No data available

SCN Saddle cloth number
 DNF Did not finish
 DNT Did not track



Horse/Jockey Name	Transatlantic
Final Rank	1
Fastest Section Time (Section)	0:08.37 (Overall)
Top Speed [km/h] (Section)	66.7 (400m)
Race State	Finished



Eagle Farm QLD Professional

Race 6: AIRTOUCH QTIS Three-Year-Old Handicap - 1500m

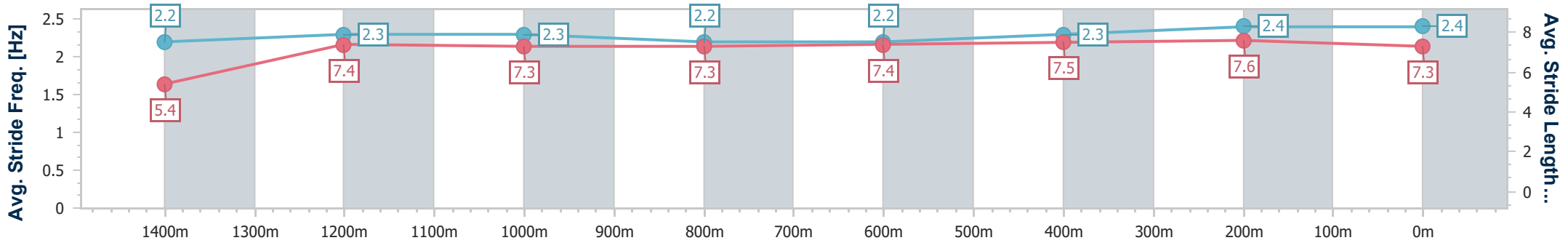
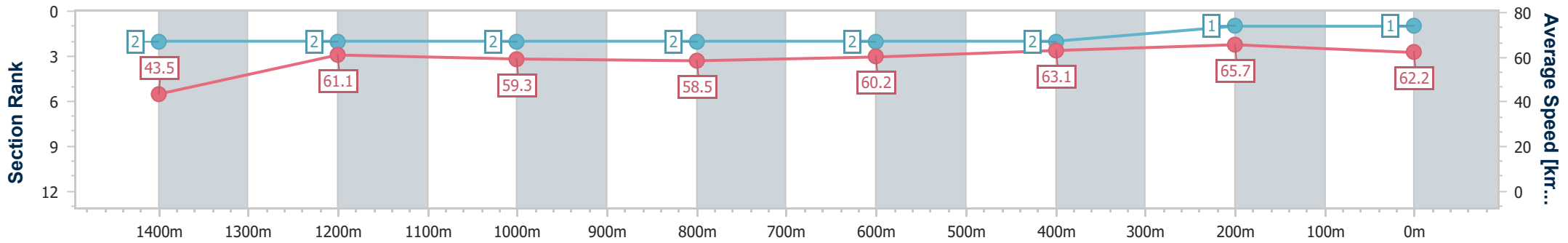
16 March 2024 - 14:34

Track Rating: Good 4, Weather: Fine, Rail Position: +0.5m Entire



BRISBANE RACING CLUB

Section	Overall	1400m	1200m	1000m	800m	600m	400m	200m
Section Times	1:31.09 [1] (0:08.37)	1:22.72 [2] (0:11.86)	1:10.86 [2] (0:12.14)	0:58.72 [2] (0:12.52)	0:46.20 [2] (0:12.05)	0:34.15 [2] (0:11.60)	0:22.55 [2] (0:10.96)	0:11.59 [1] (0:11.59)
Average Speed [km/h]	43.5	61.1	59.3	58.5	60.2	63.1	65.7	62.2
Top Speed [km/h]	60.8	61.5	60.8	59.9	61.4	65.1	66.7	65.3
Avg. Dist. to Rail [m]	12.8	2.2	3.9	3.0	1.6	3.1	7.0	6.4
Avg. Stride Freq. [Hz]	2.2	2.3	2.3	2.2	2.2	2.3	2.4	2.4
Avg. Stride Length [m]	5.4	7.4	7.3	7.3	7.4	7.5	7.6	7.3



- [] Ranking at each section and finish
- .-.- No data available at this section
- NA No data available



Horse/Jockey Name	Side Show
Final Rank	2
Fastest Section Time (Section)	0:08.54 (Overall)
Top Speed [km/h] (Section)	65.9 (400m)
Race State	Finished



Eagle Farm QLD Professional

Race 6: AIRTOUCH QTIS Three-Year-Old Handicap - 1500m

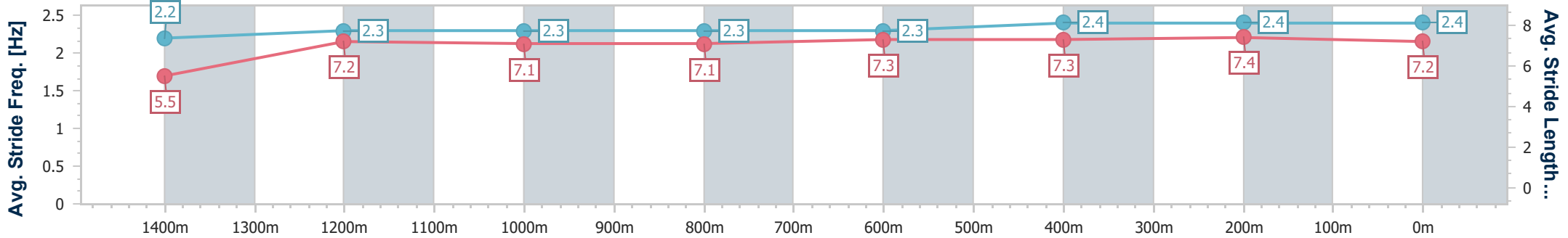
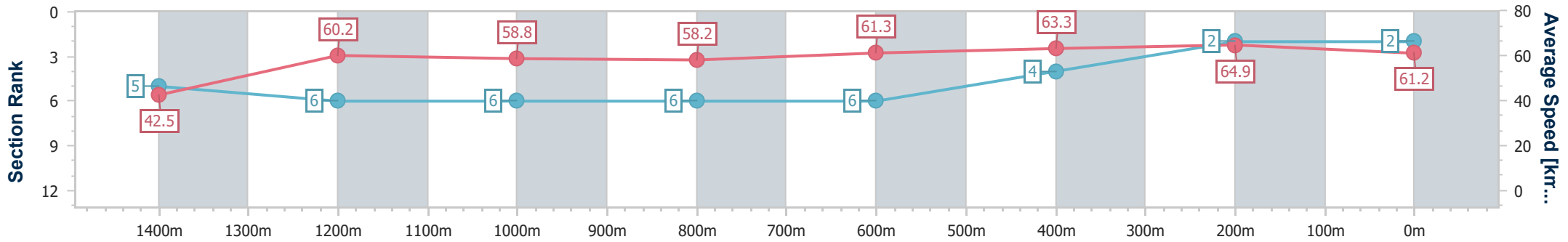
16 March 2024 - 14:34

Track Rating: Good 4, Weather: Fine, Rail Position: +0.5m Entire



BRISBANE RACING CLUB

Section	Overall	1400m	1200m	1000m	800m	600m	400m	200m
Section Times	1:31.66 [2] (0:08.54)	1:23.12 [5] (0:11.99)	1:11.13 [6] (0:12.27)	0:58.86 [6] (0:12.52)	0:46.34 [6] (0:11.92)	0:34.42 [6] (0:11.56)	0:22.86 [4] (0:11.08)	0:11.78 [2] (0:11.78)
Average Speed [km/h]	42.5	60.2	58.8	58.2	61.3	63.3	64.9	61.2
Top Speed [km/h]	60.0	60.9	60.2	60.6	63.1	65.4	65.9	63.7
Avg. Dist. to Rail [m]	10.0	2.3	2.7	2.8	3.1	2.9	6.1	6.2
Avg. Stride Freq. [Hz]	2.2	2.3	2.3	2.3	2.3	2.4	2.4	2.4
Avg. Stride Length [m]	5.5	7.2	7.1	7.1	7.3	7.3	7.4	7.2



- [] Ranking at each section and finish
- .-.- No data available at this section
- NA No data available



Horse/Jockey Name	Sharp Dazzler
Final Rank	3
Fastest Section Time (Section)	0:08.63 (Overall)
Top Speed [km/h] (Section)	66.2 (400m)
Race State	Finished



Eagle Farm QLD Professional

Race 6: AIRTOUCH QTIS Three-Year-Old Handicap - 1500m

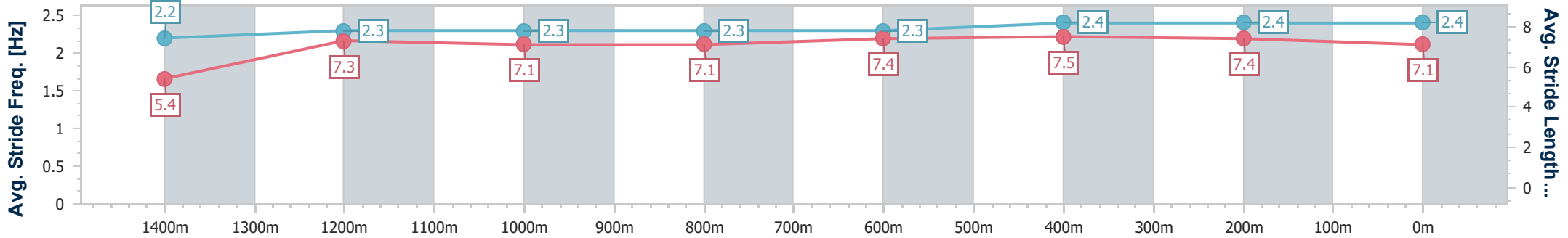
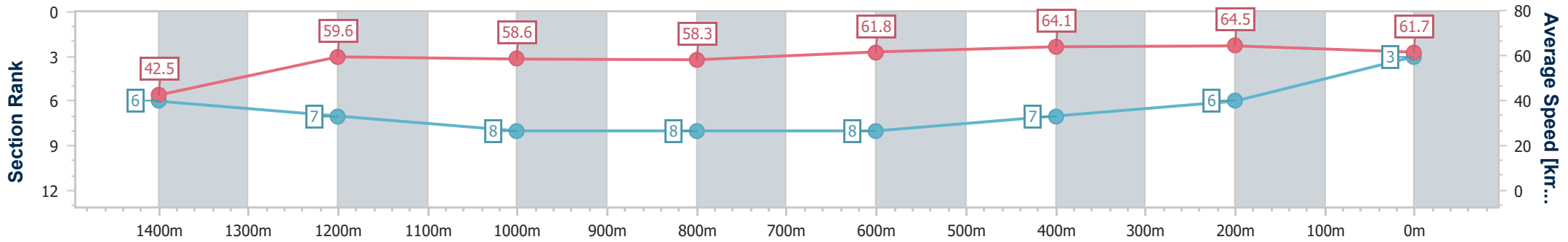
16 March 2024 - 14:34

Track Rating: Good 4, Weather: Fine, Rail Position: +0.5m Entire



BRISBANE RACING CLUB

Section	Overall	1400m	1200m	1000m	800m	600m	400m	200m
Section Times	1:31.75 [3] (0:08.63)	1:23.12 [6] (0:12.14)	1:10.98 [7] (0:12.30)	0:58.68 [8] (0:12.51)	0:46.17 [8] (0:11.81)	0:34.36 [8] (0:11.57)	0:22.79 [7] (0:11.13)	0:11.66 [6] (0:11.66)
Average Speed [km/h]	42.5	59.6	58.6	58.3	61.8	64.1	64.5	61.7
Top Speed [km/h]	58.5	60.7	60.3	59.3	64.2	66.2	66.2	63.2
Avg. Dist. to Rail [m]	13.2	3.7	3.6	2.9	2.9	5.3	8.5	6.2
Avg. Stride Freq. [Hz]	2.2	2.3	2.3	2.3	2.3	2.4	2.4	2.4
Avg. Stride Length [m]	5.4	7.3	7.1	7.1	7.4	7.5	7.4	7.1



- [] Ranking at each section and finish
- .-.- No data available at this section
- NA No data available



Horse/Jockey Name	Showdra
Final Rank	4
Fastest Section Time (Section)	0:09.01 (Overall)
Top Speed [km/h] (Section)	65.9 (400m)
Race State	Finished



Eagle Farm QLD Professional

Race 6: AIRTOUCH QTIS Three-Year-Old Handicap - 1500m

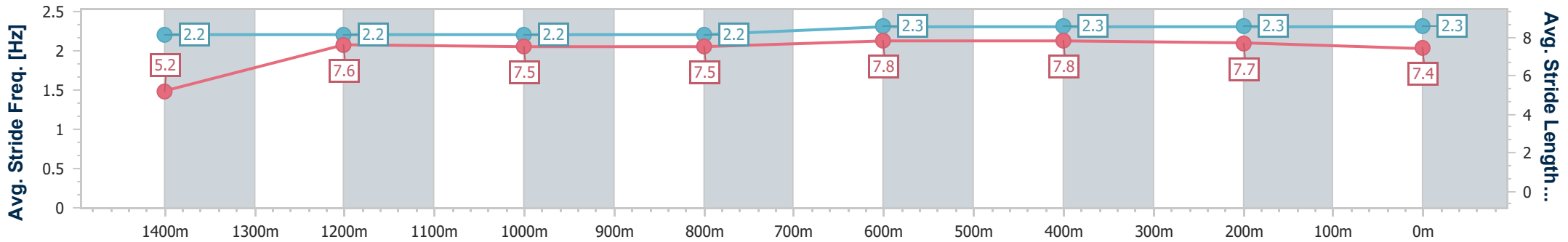
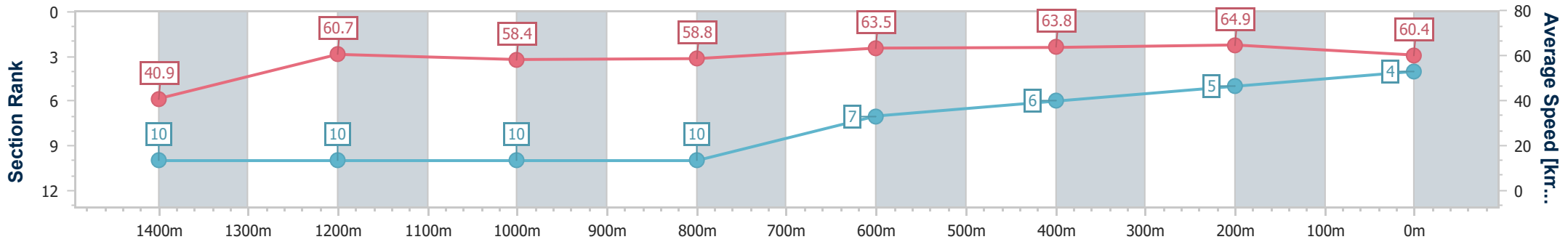
16 March 2024 - 14:34

Track Rating: Good 4, Weather: Fine, Rail Position: +0.5m Entire



BRISBANE RACING CLUB

Section	Overall	1400m	1200m	1000m	800m	600m	400m	200m
Section Times	1:31.97 [4] (0:09.01)	1:22.96 [10] (0:11.92)	1:11.04 [10] (0:12.34)	0:58.70 [10] (0:12.46)	0:46.24 [10] (0:11.60)	0:34.64 [7] (0:11.61)	0:23.03 [6] (0:11.12)	0:11.91 [5] (0:11.91)
Average Speed [km/h]	40.9	60.7	58.4	58.8	63.5	63.8	64.9	60.4
Top Speed [km/h]	57.8	62.6	59.6	60.4	64.9	65.2	65.9	62.6
Avg. Dist. to Rail [m]	16.5	3.7	4.3	3.8	4.3	6.3	12.2	10.6
Avg. Stride Freq. [Hz]	2.2	2.2	2.2	2.2	2.3	2.3	2.3	2.3
Avg. Stride Length [m]	5.2	7.6	7.5	7.5	7.8	7.8	7.7	7.4



- [] Ranking at each section and finish
- .-.- No data available at this section
- NA No data available



Horse/Jockey Name	Top Fun
Final Rank	5
Fastest Section Time (Section)	0:08.65 (Overall)
Top Speed [km/h] (Section)	65.1 (400m)
Race State	Finished



Eagle Farm QLD Professional

Race 6: AIRTOUCH QTIS Three-Year-Old Handicap - 1500m

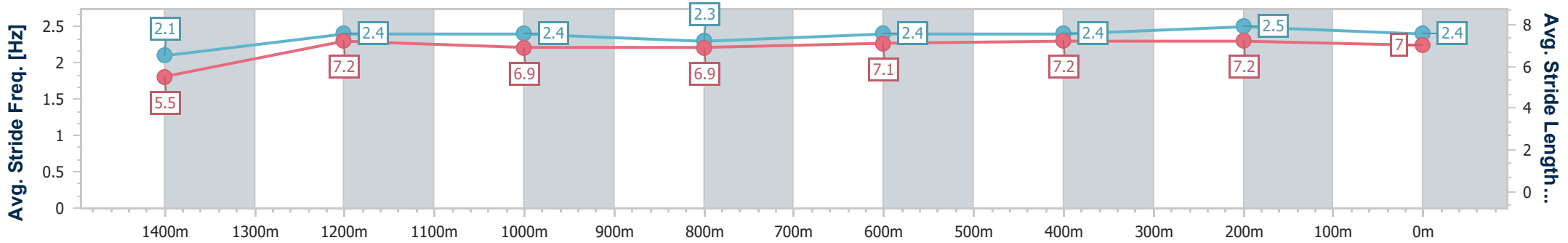
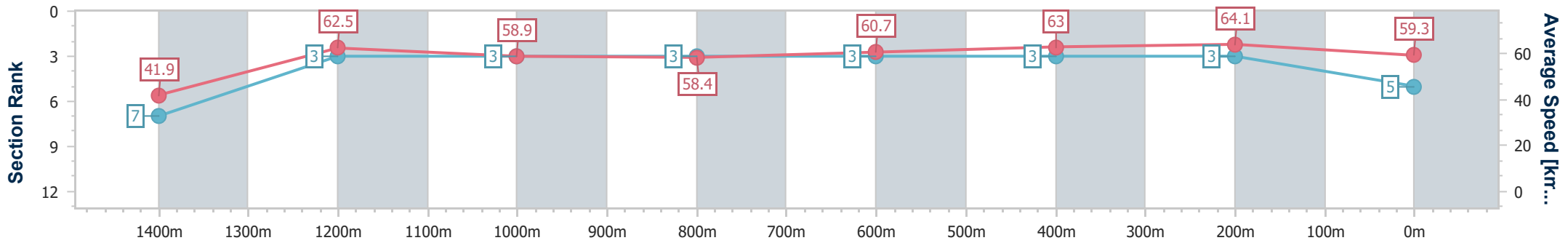
16 March 2024 - 14:34

Track Rating: Good 4, Weather: Fine, Rail Position: +0.5m Entire



BRISBANE RACING CLUB

Section	Overall	1400m	1200m	1000m	800m	600m	400m	200m
Section Times	1:32.12 [5] (0:08.65)	1:23.47 [7] (0:11.59)	1:11.88 [3] (0:12.24)	0:59.64 [3] (0:12.58)	0:47.06 [3] (0:11.98)	0:35.08 [3] (0:11.71)	0:23.37 [3] (0:11.20)	0:12.17 [3] (0:12.17)
Average Speed [km/h]	41.9	62.5	58.9	58.4	60.7	63.0	64.1	59.3
Top Speed [km/h]	61.0	64.7	60.8	60.1	61.6	64.9	65.1	62.2
Avg. Dist. to Rail [m]	10.3	3.9	4.9	3.8	2.4	4.5	9.1	8.5
Avg. Stride Freq. [Hz]	2.1	2.4	2.4	2.3	2.4	2.4	2.5	2.4
Avg. Stride Length [m]	5.5	7.2	6.9	6.9	7.1	7.2	7.2	7.0



- [] Ranking at each section and finish
- .-.- No data available at this section
- NA No data available



Horse/Jockey Name	Kairos Louie
Final Rank	6
Fastest Section Time (Section)	0:08.82 (Overall)
Top Speed [km/h] (Section)	64.8 (400m)
Race State	Finished



Eagle Farm QLD Professional

Race 6: AIRTOUCH QTIS Three-Year-Old Handicap - 1500m

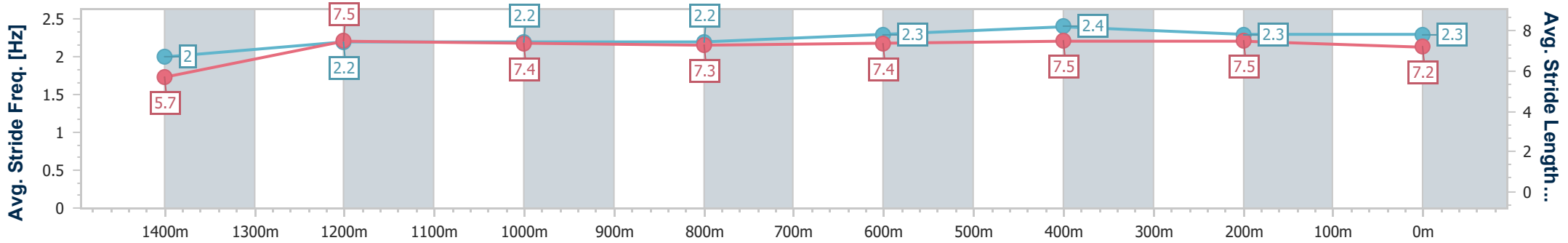
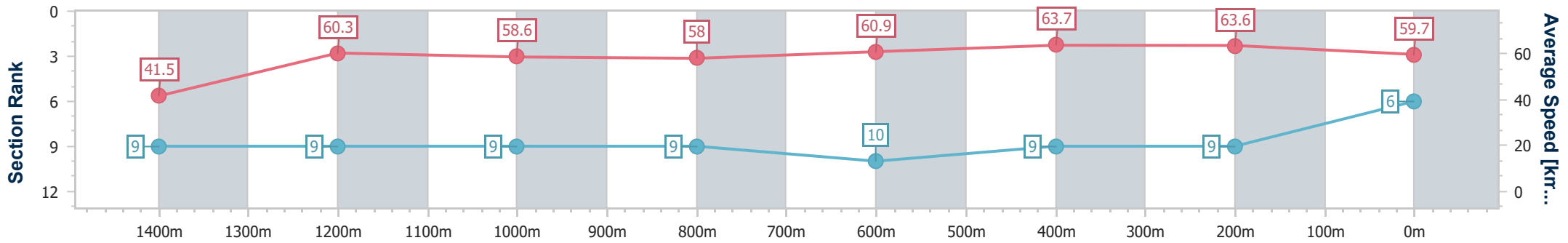
16 March 2024 - 14:34

Track Rating: Good 4, Weather: Fine, Rail Position: +0.5m Entire



BRISBANE RACING CLUB

Section	Overall	1400m	1200m	1000m	800m	600m	400m	200m
Section Times	1:32.46 [6] (0:08.82)	1:23.64 [9] (0:11.98)	1:11.66 [9] (0:12.31)	0:59.35 [9] (0:12.56)	0:46.79 [9] (0:11.96)	0:34.83 [10] (0:11.47)	0:23.36 [9] (0:11.33)	0:12.03 [9] (0:12.03)
Average Speed [km/h]	41.5	60.3	58.6	58.0	60.9	63.7	63.6	59.7
Top Speed [km/h]	59.6	62.1	60.6	59.0	62.1	64.4	64.8	61.8
Avg. Dist. to Rail [m]	15.1	3.2	3.7	2.7	2.3	2.6	5.0	4.6
Avg. Stride Freq. [Hz]	2.0	2.2	2.2	2.2	2.3	2.4	2.3	2.3
Avg. Stride Length [m]	5.7	7.5	7.4	7.3	7.4	7.5	7.5	7.2



- [] Ranking at each section and finish
- .-.- No data available at this section
- NA No data available



Horse/Jockey Name	New Joy
Final Rank	7
Fastest Section Time (Section)	0:08.36 (Overall)
Top Speed [km/h] (Section)	64.2 (600m)
Race State	Finished



Eagle Farm QLD Professional

Race 6: AIRTOUCH QTIS Three-Year-Old Handicap - 1500m

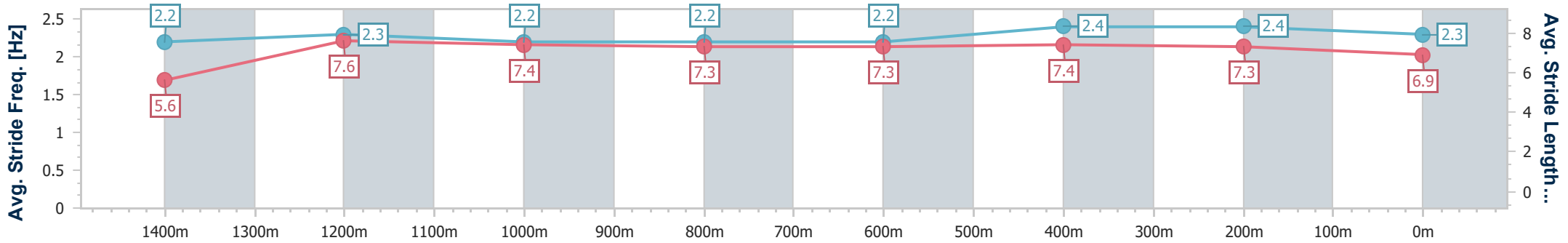
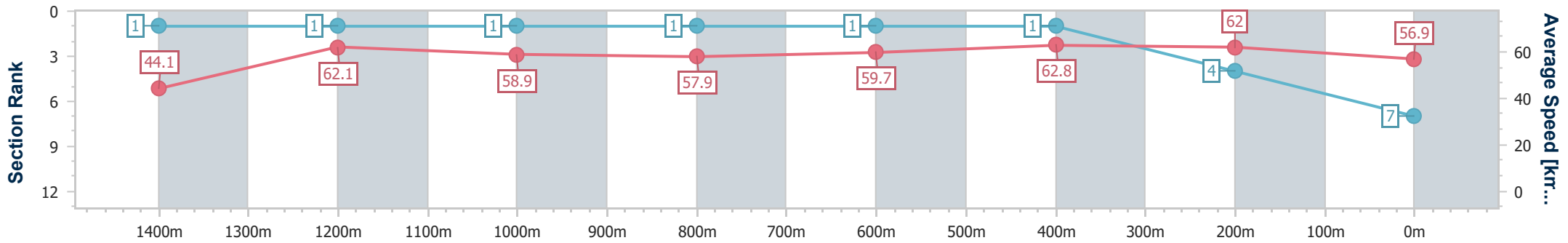
16 March 2024 - 14:34

Track Rating: Good 4, Weather: Fine, Rail Position: +0.5m Entire



BRISBANE RACING CLUB

Section	Overall	1400m	1200m	1000m	800m	600m	400m	200m
Section Times	1:32.67 [7] (0:08.36)	1:24.31 [1] (0:11.60)	1:12.71 [1] (0:12.23)	1:00.48 [1] (0:12.48)	0:48.00 [1] (0:12.15)	0:35.85 [1] (0:11.61)	0:24.24 [1] (0:11.58)	0:12.66 [4] (0:12.66)
Average Speed [km/h]	44.1	62.1	58.9	57.9	59.7	62.8	62.0	56.9
Top Speed [km/h]	61.0	63.9	59.9	59.7	60.3	64.2	63.7	59.9
Avg. Dist. to Rail [m]	14.9	3.3	1.0	0.5	1.6	2.2	4.0	3.4
Avg. Stride Freq. [Hz]	2.2	2.3	2.2	2.2	2.2	2.4	2.4	2.3
Avg. Stride Length [m]	5.6	7.6	7.4	7.3	7.3	7.4	7.3	6.9



- [] Ranking at each section and finish
- .-.- No data available at this section
- NA No data available



Horse/Jockey Name	On The Veuve
Final Rank	8
Fastest Section Time (Section)	0:08.51 (Overall)
Top Speed [km/h] (Section)	64.4 (400m)
Race State	Finished



Eagle Farm QLD Professional

Race 6: AIRTOUCH QTIS Three-Year-Old Handicap - 1500m

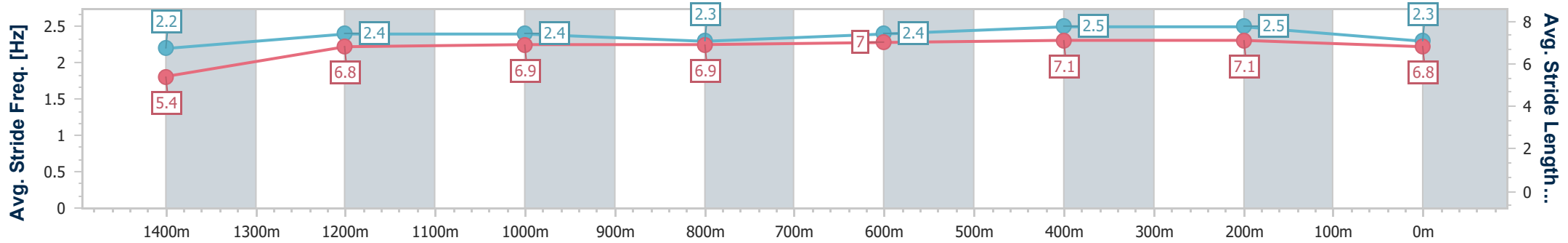
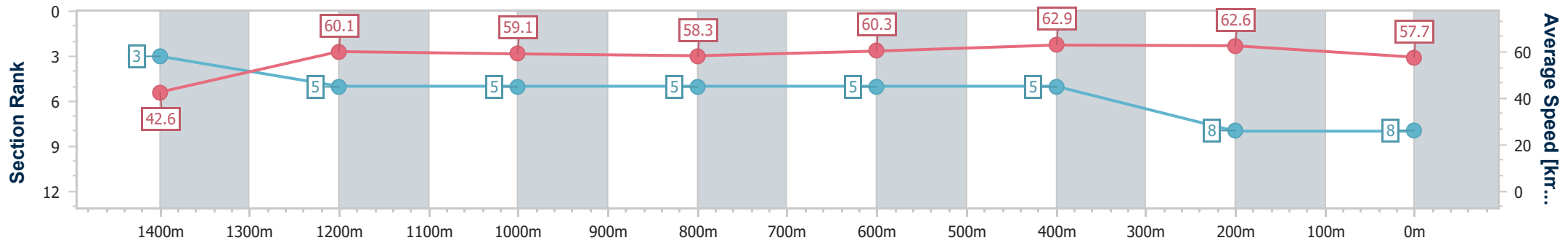
16 March 2024 - 14:34

Track Rating: Good 4, Weather: Fine, Rail Position: +0.5m Entire



BRISBANE RACING CLUB

Section	Overall	1400m	1200m	1000m	800m	600m	400m	200m
Section Times	1:32.78 [8] (0:08.51)	1:24.27 [3] (0:11.99)	1:12.28 [5] (0:12.18)	1:00.10 [5] (0:12.46)	0:47.64 [5] (0:12.04)	0:35.60 [5] (0:11.66)	0:23.94 [5] (0:11.48)	0:12.46 [8] (0:12.46)
Average Speed [km/h]	42.6	60.1	59.1	58.3	60.3	62.9	62.6	57.7
Top Speed [km/h]	60.9	61.2	60.0	59.6	61.6	63.7	64.4	60.8
Avg. Dist. to Rail [m]	8.8	1.9	2.0	1.3	2.1	3.3	6.3	4.0
Avg. Stride Freq. [Hz]	2.2	2.4	2.4	2.3	2.4	2.5	2.5	2.3
Avg. Stride Length [m]	5.4	6.8	6.9	6.9	7.0	7.1	7.1	6.8



- [] Ranking at each section and finish
- .-.- No data available at this section
- NA No data available



Horse/Jockey Name	Shamedy
Final Rank	9
Fastest Section Time (Section)	0:08.51 (Overall)
Top Speed [km/h] (Section)	65.9 (400m)
Race State	Finished



Eagle Farm QLD Professional

Race 6: AIRTOUCH QTIS Three-Year-Old Handicap - 1500m

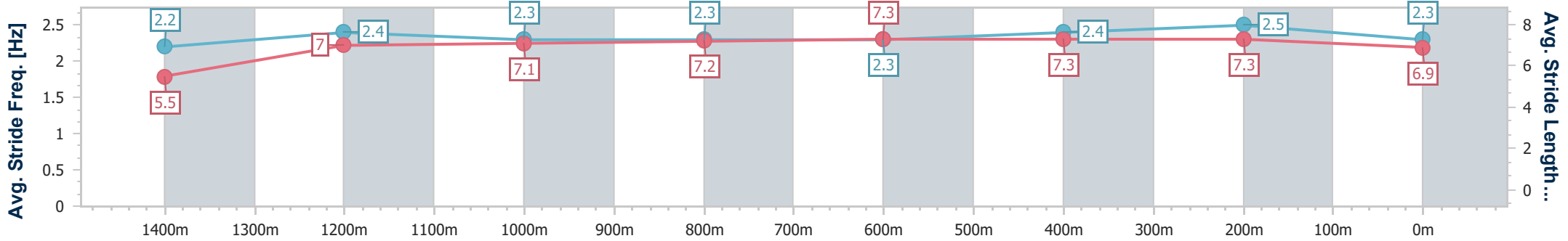
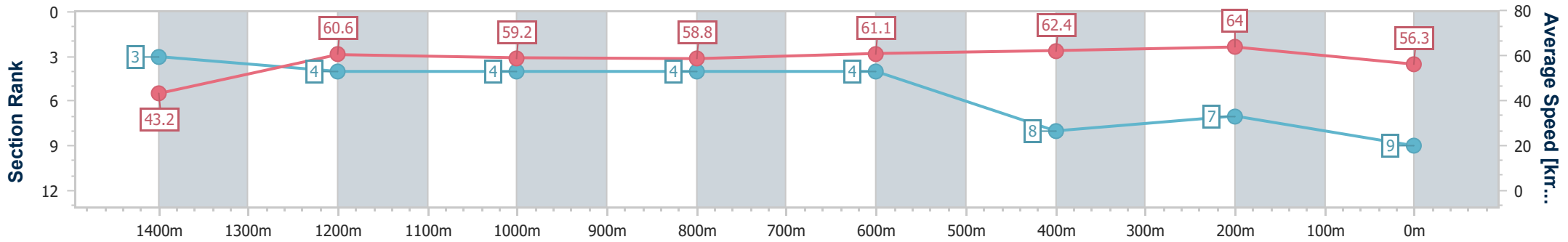
16 March 2024 - 14:34

Track Rating: Good 4, Weather: Fine, Rail Position: +0.5m Entire



BRISBANE RACING CLUB

Section	Overall	1400m	1200m	1000m	800m	600m	400m	200m
Section Times	1:33.03 [9] (0:08.51)	1:24.52 [3] (0:11.92)	1:12.60 [4] (0:12.18)	1:00.42 [4] (0:12.51)	0:47.91 [4] (0:12.00)	0:35.91 [4] (0:11.88)	0:24.03 [8] (0:11.22)	0:12.81 [7] (0:12.81)
Average Speed [km/h]	43.2	60.6	59.2	58.8	61.1	62.4	64.0	56.3
Top Speed [km/h]	58.6	63.5	60.5	60.9	62.6	64.4	65.9	60.9
Avg. Dist. to Rail [m]	16.1	5.3	5.3	3.7	3.9	5.8	6.8	4.8
Avg. Stride Freq. [Hz]	2.2	2.4	2.3	2.3	2.3	2.4	2.5	2.3
Avg. Stride Length [m]	5.5	7.0	7.1	7.2	7.3	7.3	7.3	6.9



- [] Ranking at each section and finish
- .-.- No data available at this section
- NA No data available



Horse/Jockey Name	Lissaro
Final Rank	10
Fastest Section Time (Section)	0:08.82 (Overall)
Top Speed [km/h] (Section)	63.9 (600m)
Race State	Finished



Eagle Farm QLD Professional

Race 6: AIRTOUCH QTIS Three-Year-Old Handicap - 1500m

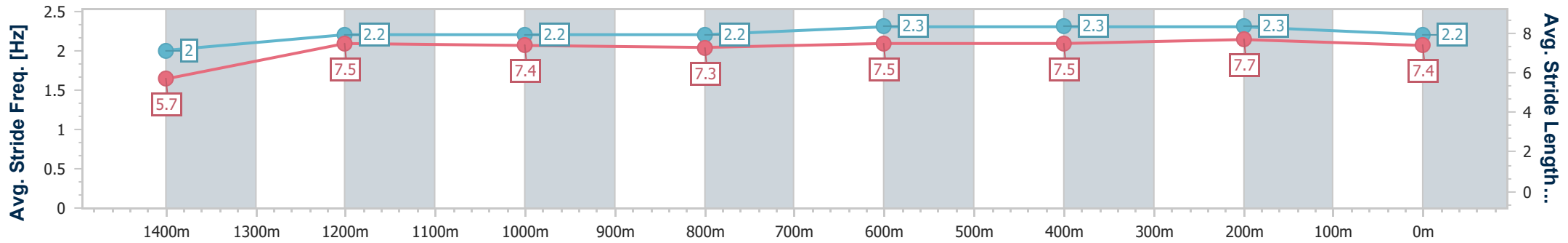
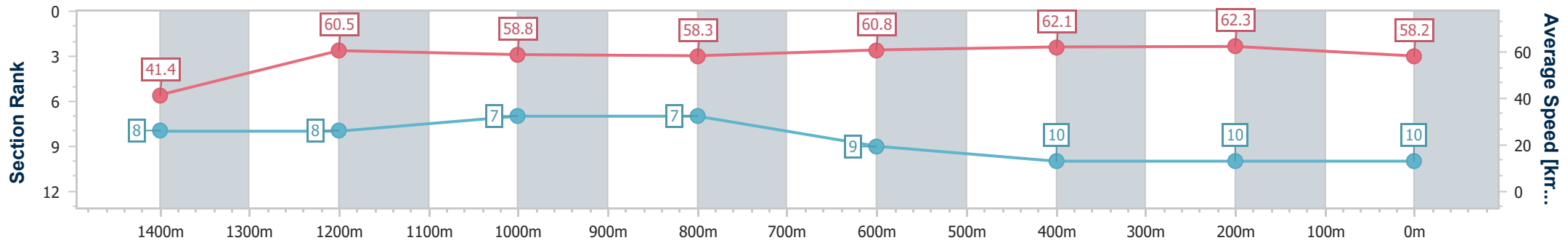
16 March 2024 - 14:34

Track Rating: Good 4, Weather: Fine, Rail Position: +0.5m Entire



BRISBANE RACING CLUB

Section	Overall	1400m	1200m	1000m	800m	600m	400m	200m
Section Times	1:33.06 [10] (0:08.82)	1:24.24 [8] (0:11.95)	1:12.29 [8] (0:12.21)	1:00.08 [7] (0:12.44)	0:47.64 [7] (0:11.99)	0:35.65 [9] (0:11.70)	0:23.95 [10] (0:11.56)	0:12.39 [10] (0:12.39)
Average Speed [km/h]	41.4	60.5	58.8	58.3	60.8	62.1	62.3	58.2
Top Speed [km/h]	60.0	61.3	60.4	59.5	61.6	63.9	63.4	60.3
Avg. Dist. to Rail [m]	11.6	1.5	1.7	1.8	2.3	2.3	4.1	5.0
Avg. Stride Freq. [Hz]	2.0	2.2	2.2	2.2	2.3	2.3	2.3	2.2
Avg. Stride Length [m]	5.7	7.5	7.4	7.3	7.5	7.5	7.7	7.4



- [] Ranking at each section and finish
- .-.- No data available at this section
- NA No data available