



Eagle Farm QLD Professional
Race 3: SPORTING CHANCE CANCER FOUNDATION BENCHMARK 70
Handicap - 1400m
16 March 2024 - 12:48



BRISBANE
RACING CLUB

Track Rating: Good 4, Weather: Fine, Rail Position: +0.5m Entire

Section		Overall	1200m	1000m	800m	600m	400m	Last 600m				
Field Times		1:24.67 (0:13.88)	1:10.79 (0:11.25)	0:59.54 (0:11.67)	0:47.87 (0:12.08)	0:35.79 (0:11.99)	0:23.80 (0:11.81)	0:35.79				
Rank	TAB Horse/Jockey	Barrier	Top Speed [km/h]	Fastest Section					Distance Travelled [m]			
1	5 NAVAL TRADER Justin Huxtable	5	65.6 400m	0:11.17 400m	1:24.67 [1] (0:14.75)	1:09.92 [5] (0:11.54)	0:58.38 [5] (0:11.89)	0:46.49 [5] (0:11.71)	0:34.78 [6] (0:11.78)	0:23.00 [7] (0:11.17)	0:34.78	
2	7 IVERSON Michael Rodd	7	64.6 600m	0:11.29 400m	1:24.79 [2] (0:14.99)	1:09.80 [6] (0:11.54)	0:58.26 [6] (0:11.83)	0:46.43 [7] (0:11.60)	0:34.83 [7] (0:11.66)	0:23.17 [5] (0:11.29)	0:34.83	-1
3	1 MAYFAIR SPIRIT Andrew Mallyon	1	64.9 400m	0:11.27 400m	1:25.11 [3] (0:15.17)	1:09.94 [8] (0:11.55)	0:58.39 [8] (0:11.88)	0:46.51 [8] (0:11.54)	0:34.97 [8] (0:11.63)	0:23.34 [8] (0:11.27)	0:34.97	-1
4	3 TIP OF THE SPEAR James Orman	3	64.1 400m	0:11.47 400m	1:25.41 [4] (0:14.53)	1:10.88 [4] (0:11.48)	0:59.40 [3] (0:11.77)	0:47.63 [3] (0:11.72)	0:35.91 [3] (0:11.92)	0:23.99 [4] (0:11.47)	0:35.91	-3
5	6 TARPS Bailey Wheeler	6	64.8 Overall	0:11.25 1200m	1:25.64 [5] (0:13.88)	1:11.76 [1] (0:11.25)	1:00.51 [1] (0:11.67)	0:48.84 [1] (0:12.08)	0:36.76 [1] (0:11.99)	0:24.77 [1] (0:11.81)	0:36.76	-5
6	9 DAMO DAYZ Ryan Maloney	9	63.4 800m	0:11.53 1200m	1:25.89 [6] (0:14.52)	1:11.37 [3] (0:11.53)	0:59.84 [4] (0:11.77)	0:48.07 [4] (0:11.71)	0:36.36 [4] (0:11.83)	0:24.53 [3] (0:11.73)	0:36.36	-2
7	14 MILIARENSE Samantha Collett	14	63.4 1200m	0:11.51 1200m	1:26.17 [7] (0:14.18)	1:11.99 [2] (0:11.51)	1:00.48 [2] (0:11.73)	0:48.75 [2] (0:11.82)	0:36.93 [2] (0:11.87)	0:25.06 [2] (0:11.95)	0:36.93	-3
8	13 DECEMBER DIAMOND Sean Cormack	13	64.1 800m	0:11.44 800m	1:26.23 [8] (0:15.41)	1:10.82 [10] (0:11.63)	0:59.19 [10] (0:11.80)	0:47.39 [10] (0:11.44)	0:35.95 [10] (0:11.81)	0:24.14 [9] (0:11.64)	0:35.95	+0
9	10 PERNELL Damien Thornton	10	63.2 1200m	0:11.48 1200m	1:26.52 [9] (0:15.09)	1:11.43 [7] (0:11.48)	0:59.95 [7] (0:11.71)	0:48.24 [6] (0:11.61)	0:36.63 [5] (0:11.78)	0:24.85 [6] (0:11.84)	0:36.63	-3
10	12 BOLD CONTENDER Tahlia Fenlon	12	63.1 400m	0:11.61 1000m	1:27.32 [10] (0:15.35)	1:11.97 [9] (0:11.69)	1:00.28 [9] (0:11.61)	0:48.67 [9] (0:11.62)	0:37.05 [9] (0:11.94)	0:25.11 [10] (0:11.91)	0:37.05	-1

Scratched: Baristasista (#11), Rations (#2), Russian Warrior (#8), Fearless Thinking (#16), Thunder Mania (#15), Bowrider (#4)

[] Ranking at each section and finish
 -:-:- No data available at this section
 NA No data available

SCN Saddle cloth number
 DNF Did not finish
 DNT Did not track



Eagle Farm QLD Professional
Race 3: SPORTING CHANCE CANCER FOUNDATION BENCHMARK 70
Handicap - 1400m
16 March 2024 - 12:48



Track Rating: Good 4, Weather: Fine, Rail Position: +0.5m Entire

Section				200m				Last 600m	
Field Times				0:11.99				0:35.79	
				(0:11.99)					
Rank	TAB Horse/Jockey	Barrier	Top Speed [km/h]	Fastest Section	Margin				Distance Travelled [m]
1	5 NAVAL TRADER Justin Huxtable	5	65.6 400m	0:11.17 400m	0:11.83 [2] (0:11.83)	1:24.67		0:34.78	
2	7 IVERSON Michael Rodd	7	64.6 600m	0:11.29 400m	0:11.88 [4] (0:11.88)	0.7L		0:34.83	-1
3	1 MAYFAIR SPIRIT Andrew Mallyon	1	64.9 400m	0:11.27 400m	0:12.07 [5] (0:12.07)	2.59L		0:34.97	-1
4	3 TIP OF THE SPEAR James Orman	3	64.1 400m	0:11.47 400m	0:12.52 [3] (0:12.52)	4.36L		0:35.91	-3
5	6 TARPS Bailey Wheeler	6	64.8 Overall	0:11.25 1200m	0:12.96 [1] (0:12.96)	5.69L		0:36.76	-5
6	9 DAMO DAYZ Ryan Maloney	9	63.4 800m	0:11.53 1200m	0:12.80 [7] (0:12.80)	7.17L		0:36.36	-2
7	14 MILIARENSE Samantha Collett	14	63.4 1200m	0:11.51 1200m	0:13.11 [6] (0:13.11)	8.85L		0:36.93	-3
8	13 DECEMBER DIAMOND Sean Cormack	13	64.1 800m	0:11.44 800m	0:12.50 [9] (0:12.50)	9.17L		0:35.95	+0
9	10 PERNELL Damien Thornton	10	63.2 1200m	0:11.48 1200m	0:13.01 [8] (0:13.01)	10.86L		0:36.63	-3
10	12 BOLD CONTENDER Tahlia Fenlon	12	63.1 400m	0:11.61 1000m	0:13.20 [10] (0:13.20)	15.57L		0:37.05	-1

Scratched: Baristasista (#11), Rations (#2), Russian Warrior (#8), Fearless Thinking (#16), Thunder Mania (#15), Bowrider (#4)

Report Created: Sat 16 March 2024 13:02 GMT+10 (Note: Timing is based on position data)

Page 2/12

[] Ranking at each section and finish
 -:-:- No data available at this section
 NA No data available

SCN Saddle cloth number
 DNF Did not finish
 DNT Did not track

data processed by TRIPLESDATA



Horse/Jockey Name	Naval Trader
Final Rank	1
Fastest Section Time (Section)	0:11.17 (400m)
Top Speed [km/h] (Section)	65.6 (400m)
Race State	Finished



Eagle Farm QLD Professional
Race 3: SPORTING CHANCE CANCER FOUNDATION
BENCHMARK 70 Handicap - 1400m

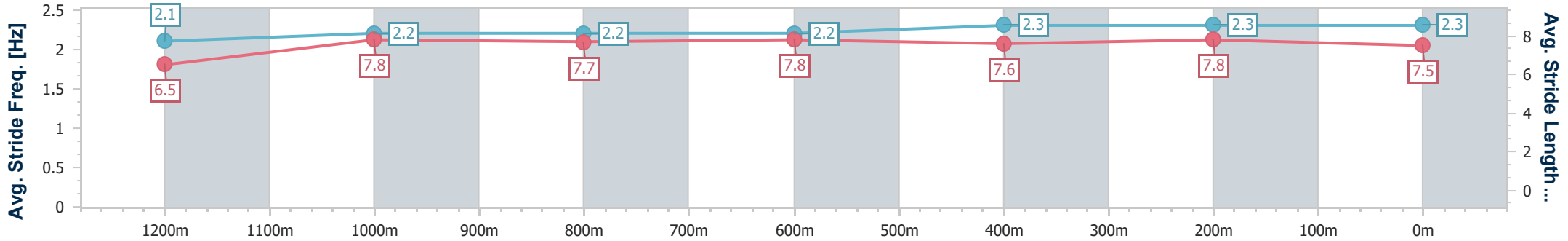
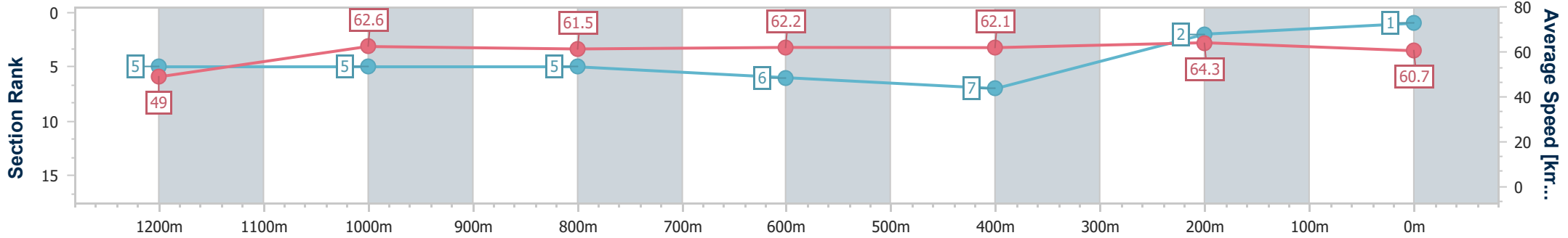
16 March 2024 - 12:48

Track Rating: Good 4, Weather: Fine, Rail Position: +0.5m Entire



BRISBANE
RACING CLUB

Section	Overall	1200m	1000m	800m	600m	400m	200m
Section Times	1:24.67 [1] (0:14.75)	1:09.92 [5] (0:11.54)	0:58.38 [5] (0:11.89)	0:46.49 [5] (0:11.71)	0:34.78 [6] (0:11.78)	0:23.00 [7] (0:11.17)	0:11.83 [2] (0:11.83)
Average Speed [km/h]	49.0	62.6	61.5	62.2	62.1	64.3	60.7
Top Speed [km/h]	62.6	63.7	63.2	63.3	64.3	65.6	63.3
Avg. Dist. to Rail [m]	5.2	3.5	2.9	2.8	2.9	5.1	5.4
Avg. Stride Freq. [Hz]	2.1	2.2	2.2	2.2	2.3	2.3	2.3
Avg. Stride Length [m]	6.5	7.8	7.7	7.8	7.6	7.8	7.5



- [] Ranking at each section and finish
- .-.- No data available at this section
- NA No data available



Horse/Jockey Name	Iverson
Final Rank	2
Fastest Section Time (Section)	0:11.29 (400m)
Top Speed [km/h] (Section)	64.6 (600m)
Race State	Finished



Eagle Farm QLD Professional
Race 3: SPORTING CHANCE CANCER FOUNDATION
BENCHMARK 70 Handicap - 1400m

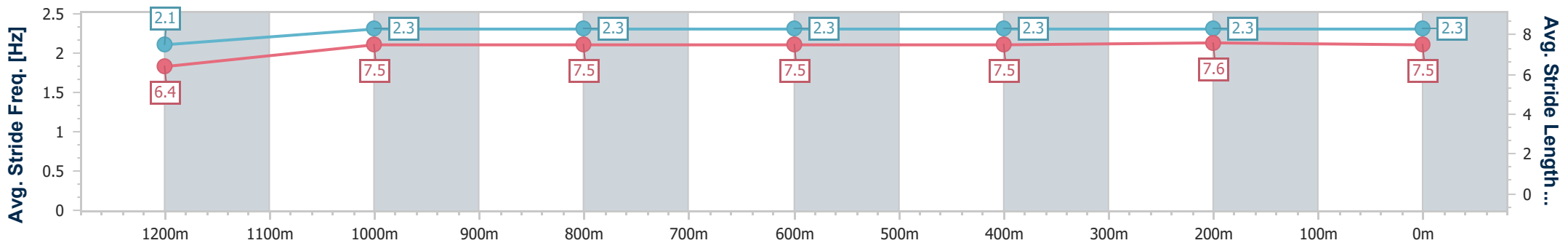
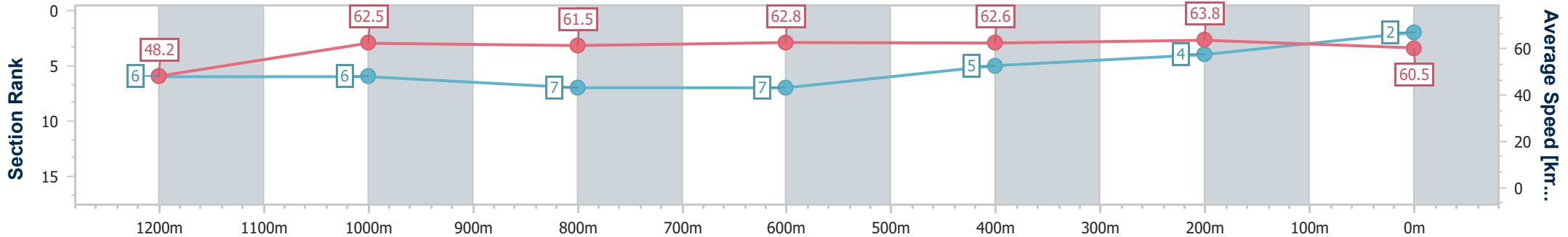
16 March 2024 - 12:48

Track Rating: Good 4, Weather: Fine, Rail Position: +0.5m Entire



BRISBANE
RACING CLUB

Section	Overall	1200m	1000m	800m	600m	400m	200m
Section Times	1:24.79 [2] (0:14.99)	1:09.80 [6] (0:11.54)	0:58.26 [6] (0:11.83)	0:46.43 [7] (0:11.60)	0:34.83 [7] (0:11.66)	0:23.17 [5] (0:11.29)	0:11.88 [4] (0:11.88)
Average Speed [km/h]	48.2	62.5	61.5	62.8	62.6	63.8	60.5
Top Speed [km/h]	61.9	62.9	63.8	63.7	64.6	64.6	62.8
Avg. Dist. to Rail [m]	6.1	2.8	2.4	2.1	3.1	8.6	7.5
Avg. Stride Freq. [Hz]	2.1	2.3	2.3	2.3	2.3	2.3	2.3
Avg. Stride Length [m]	6.4	7.5	7.5	7.5	7.5	7.6	7.5



- [] Ranking at each section and finish
- .-.- No data available at this section
- NA No data available



Horse/Jockey Name	Mayfair Spirit
Final Rank	3
Fastest Section Time (Section)	0:11.27 (400m)
Top Speed [km/h] (Section)	64.9 (400m)
Race State	Finished



Eagle Farm QLD Professional
 Race 3: SPORTING CHANCE CANCER FOUNDATION
 BENCHMARK 70 Handicap - 1400m

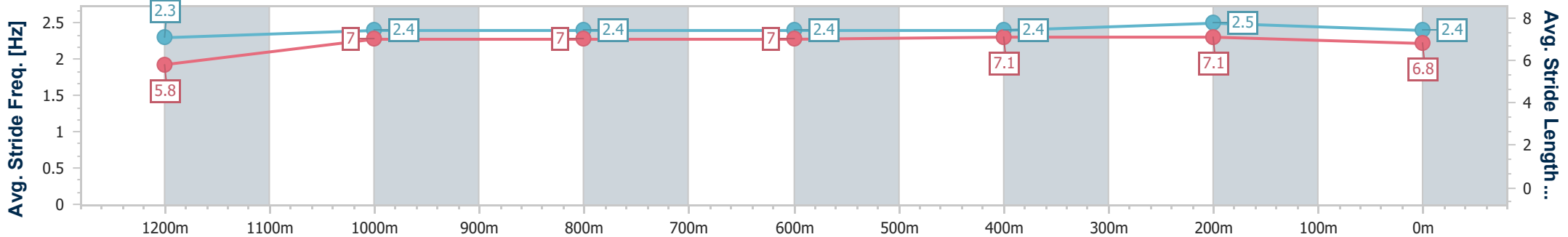
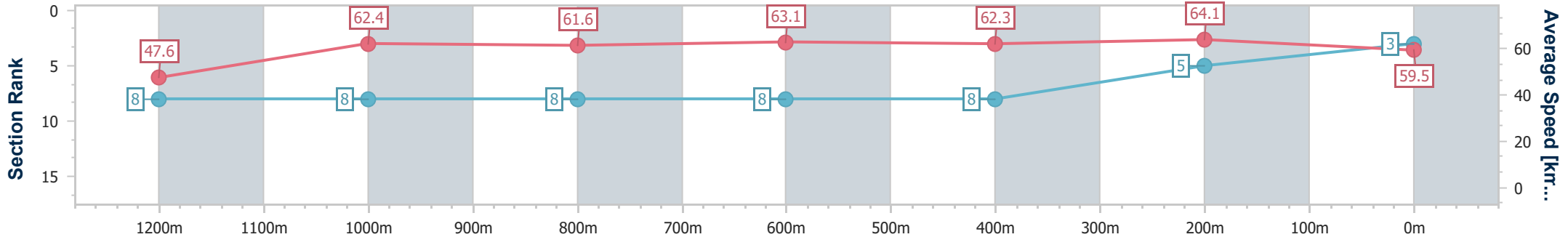
16 March 2024 - 12:48

Track Rating: Good 4, Weather: Fine, Rail Position: +0.5m Entire



BRISBANE
RACING CLUB

Section	Overall	1200m	1000m	800m	600m	400m	200m
Section Times	1:25.11 [3] (0:15.17)	1:09.94 [8] (0:11.55)	0:58.39 [8] (0:11.88)	0:46.51 [8] (0:11.54)	0:34.97 [8] (0:11.63)	0:23.34 [8] (0:11.27)	0:12.07 [5] (0:12.07)
Average Speed [km/h]	47.6	62.4	61.6	63.1	62.3	64.1	59.5
Top Speed [km/h]	60.7	62.9	63.0	63.9	64.6	64.9	62.6
Avg. Dist. to Rail [m]	9.0	3.8	3.0	2.0	1.9	7.2	7.3
Avg. Stride Freq. [Hz]	2.3	2.4	2.4	2.4	2.4	2.5	2.4
Avg. Stride Length [m]	5.8	7.0	7.0	7.0	7.1	7.1	6.8



- [] Ranking at each section and finish
- .-.- No data available at this section
- NA No data available



Horse/Jockey Name	Tip Of The Spear
Final Rank	4
Fastest Section Time (Section)	0:11.47 (400m)
Top Speed [km/h] (Section)	64.1 (400m)
Race State	Finished



Eagle Farm QLD Professional
 Race 3: SPORTING CHANCE CANCER FOUNDATION
 BENCHMARK 70 Handicap - 1400m

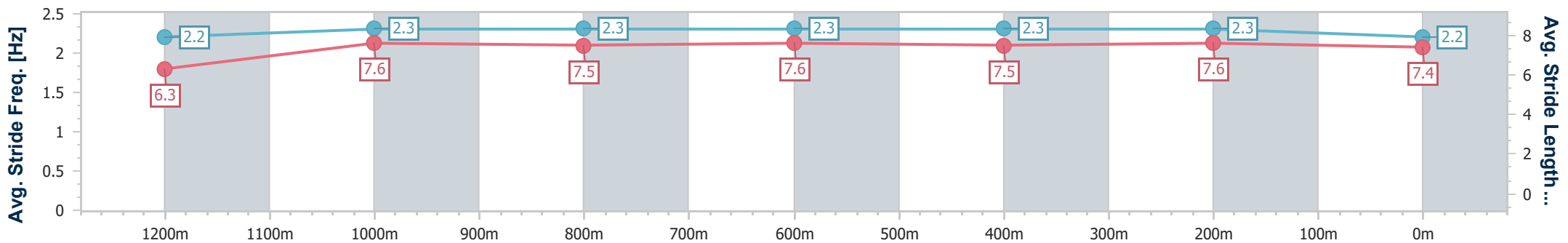
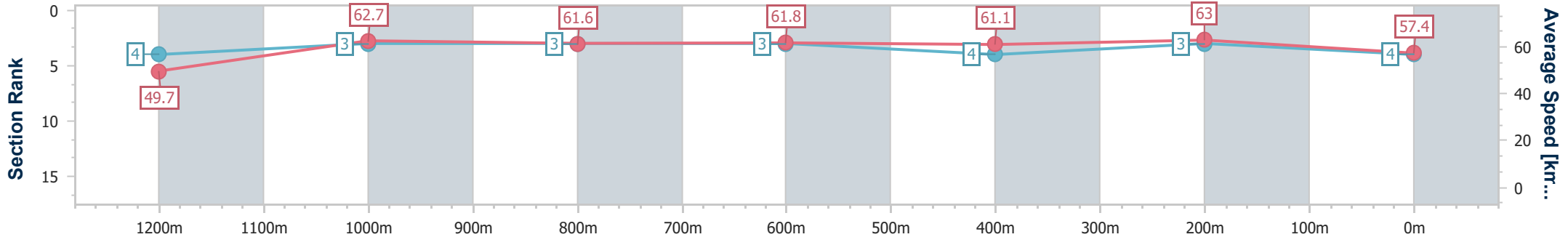
16 March 2024 - 12:48

Track Rating: Good 4, Weather: Fine, Rail Position: +0.5m Entire



BRISBANE
RACING CLUB

Section	Overall	1200m	1000m	800m	600m	400m	200m
Section Times	1:25.41 [4] (0:14.53)	1:10.88 [4] (0:11.48)	0:59.40 [3] (0:11.77)	0:47.63 [3] (0:11.72)	0:35.91 [3] (0:11.92)	0:23.99 [4] (0:11.47)	0:12.52 [3] (0:12.52)
Average Speed [km/h]	49.7	62.7	61.6	61.8	61.1	63.0	57.4
Top Speed [km/h]	62.6	63.6	62.4	62.6	62.3	64.1	59.6
Avg. Dist. to Rail [m]	4.9	1.6	0.9	1.3	3.0	6.5	5.5
Avg. Stride Freq. [Hz]	2.2	2.3	2.3	2.3	2.3	2.3	2.2
Avg. Stride Length [m]	6.3	7.6	7.5	7.6	7.5	7.6	7.4



- [] Ranking at each section and finish
- .-.- No data available at this section
- NA No data available



Horse/Jockey Name	Tarps
Final Rank	5
Fastest Section Time (Section)	0:11.25 (1200m)
Top Speed [km/h] (Section)	64.8 (Overall)
Race State	Finished



Eagle Farm QLD Professional
 Race 3: SPORTING CHANCE CANCER FOUNDATION
 BENCHMARK 70 Handicap - 1400m

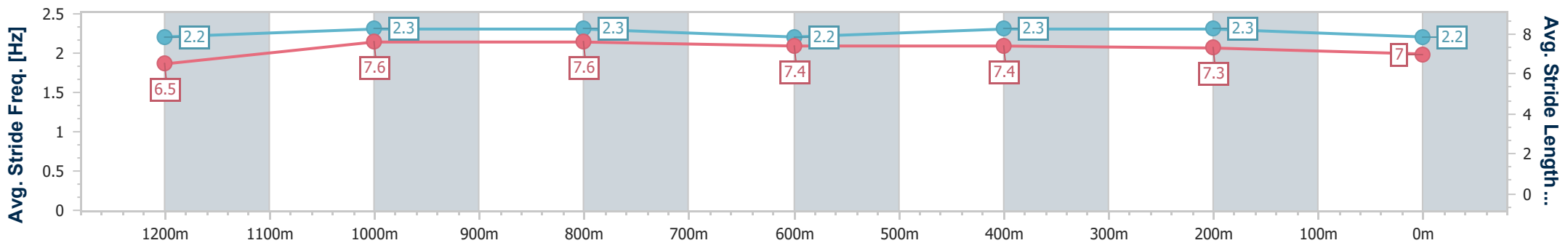
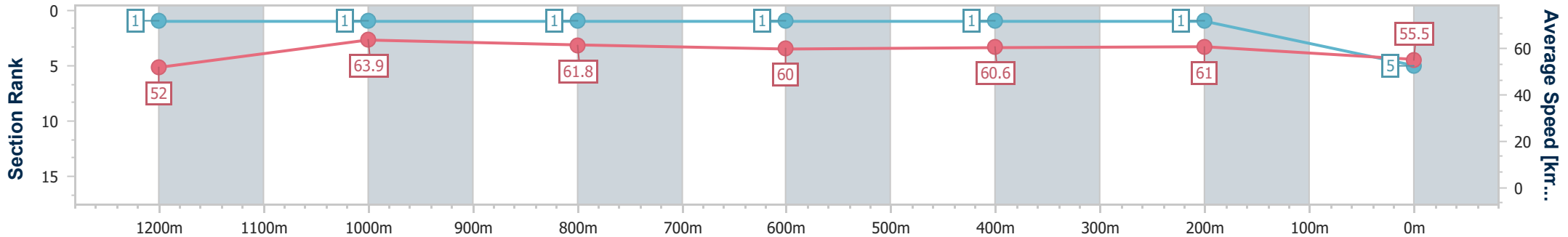
16 March 2024 - 12:48

Track Rating: Good 4, Weather: Fine, Rail Position: +0.5m Entire



BRISBANE
RACING CLUB

Section	Overall	1200m	1000m	800m	600m	400m	200m
Section Times	1:25.64 [5] (0:13.88)	1:11.76 [1] (0:11.25)	1:00.51 [1] (0:11.67)	0:48.84 [1] (0:12.08)	0:36.76 [1] (0:11.99)	0:24.77 [1] (0:11.81)	0:12.96 [1] (0:12.96)
Average Speed [km/h]	52.0	63.9	61.8	60.0	60.6	61.0	55.5
Top Speed [km/h]	64.8	64.6	62.1	61.1	61.9	62.3	59.2
Avg. Dist. to Rail [m]	2.0	1.5	0.5	1.3	1.6	2.6	1.9
Avg. Stride Freq. [Hz]	2.2	2.3	2.3	2.2	2.3	2.3	2.2
Avg. Stride Length [m]	6.5	7.6	7.6	7.4	7.4	7.3	7.0



- [] Ranking at each section and finish
- .-.- No data available at this section
- NA No data available



Horse/Jockey Name	Damo Dayz
Final Rank	6
Fastest Section Time (Section)	0:11.53 (1200m)
Top Speed [km/h] (Section)	63.4 (800m)
Race State	Finished



Eagle Farm QLD Professional
 Race 3: SPORTING CHANCE CANCER FOUNDATION
 BENCHMARK 70 Handicap - 1400m

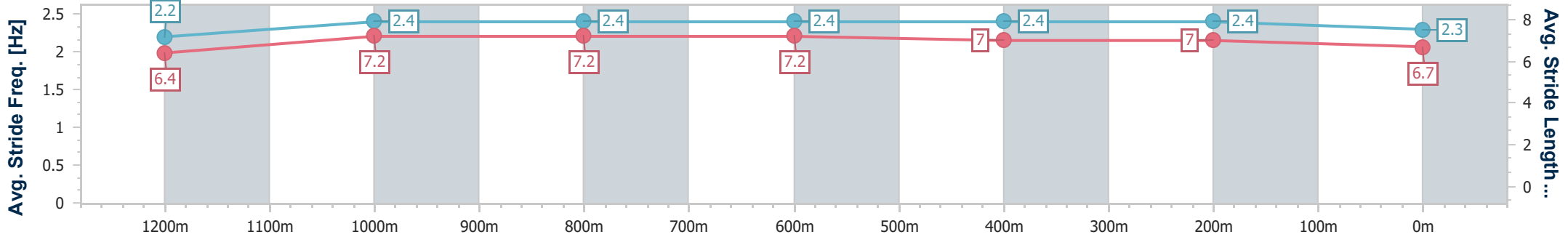
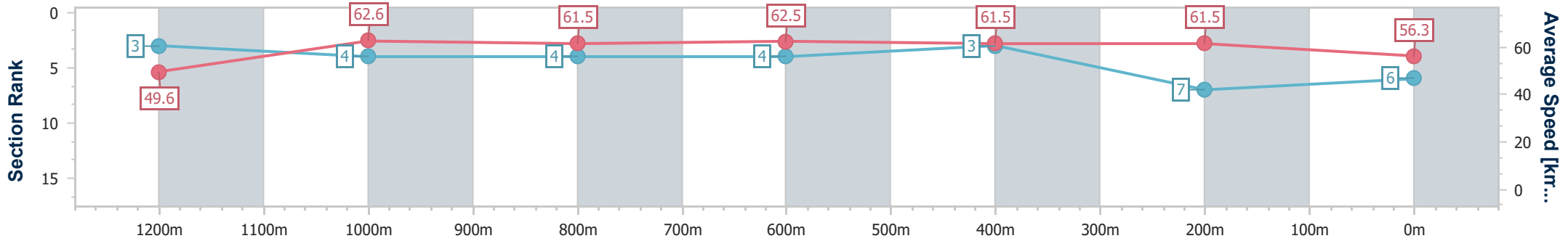
16 March 2024 - 12:48

Track Rating: Good 4, Weather: Fine, Rail Position: +0.5m Entire



BRISBANE
RACING CLUB

Section	Overall	1200m	1000m	800m	600m	400m	200m
Section Times	1:25.89 [6] (0:14.52)	1:11.37 [3] (0:11.53)	0:59.84 [4] (0:11.77)	0:48.07 [4] (0:11.71)	0:36.36 [4] (0:11.83)	0:24.53 [3] (0:11.73)	0:12.80 [7] (0:12.80)
Average Speed [km/h]	49.6	62.6	61.5	62.5	61.5	61.5	56.3
Top Speed [km/h]	61.3	63.0	63.1	63.4	63.0	62.7	59.3
Avg. Dist. to Rail [m]	3.3	1.4	1.6	2.8	2.9	5.6	5.0
Avg. Stride Freq. [Hz]	2.2	2.4	2.4	2.4	2.4	2.4	2.3
Avg. Stride Length [m]	6.4	7.2	7.2	7.2	7.0	7.0	6.7



- [] Ranking at each section and finish
- .-.- No data available at this section
- NA No data available



Horse/Jockey Name	Miliarene
Final Rank	7
Fastest Section Time (Section)	0:11.51 (1200m)
Top Speed [km/h] (Section)	63.4 (1200m)
Race State	Finished



Eagle Farm QLD Professional
 Race 3: SPORTING CHANCE CANCER FOUNDATION
 BENCHMARK 70 Handicap - 1400m

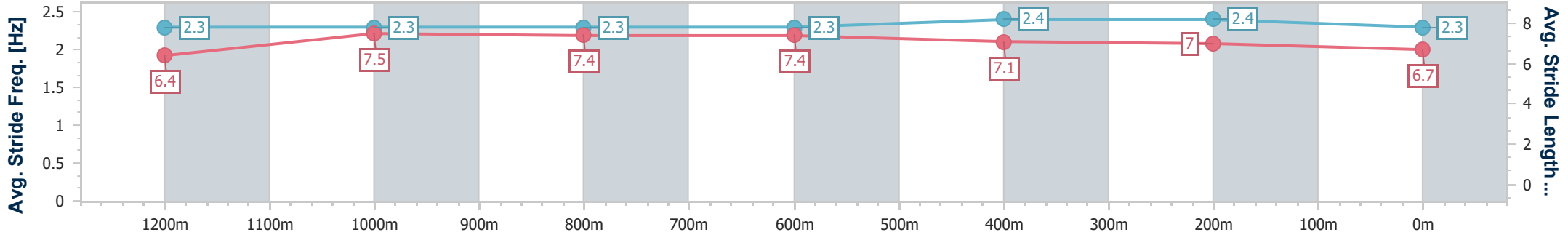
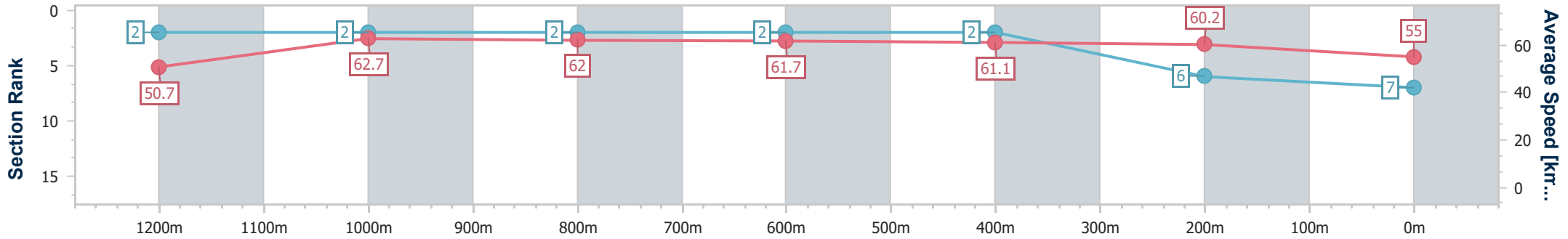
16 March 2024 - 12:48

Track Rating: Good 4, Weather: Fine, Rail Position: +0.5m Entire



BRISBANE
RACING CLUB

Section	Overall	1200m	1000m	800m	600m	400m	200m
Section Times	1:26.17 [7] (0:14.18)	1:11.99 [2] (0:11.51)	1:00.48 [2] (0:11.73)	0:48.75 [2] (0:11.82)	0:36.93 [2] (0:11.87)	0:25.06 [2] (0:11.95)	0:13.11 [6] (0:13.11)
Average Speed [km/h]	50.7	62.7	62.0	61.7	61.1	60.2	55.0
Top Speed [km/h]	62.9	63.4	62.4	62.6	62.1	62.1	57.7
Avg. Dist. to Rail [m]	3.0	1.9	1.8	2.5	1.7	3.2	2.3
Avg. Stride Freq. [Hz]	2.3	2.3	2.3	2.3	2.4	2.4	2.3
Avg. Stride Length [m]	6.4	7.5	7.4	7.4	7.1	7.0	6.7



- [] Ranking at each section and finish
- .-.- No data available at this section
- NA No data available



Horse/Jockey Name	December Diamond
Final Rank	8
Fastest Section Time (Section)	0:11.44 (800m)
Top Speed [km/h] (Section)	64.1 (800m)
Race State	Finished



Eagle Farm QLD Professional
 Race 3: SPORTING CHANCE CANCER FOUNDATION
 BENCHMARK 70 Handicap - 1400m

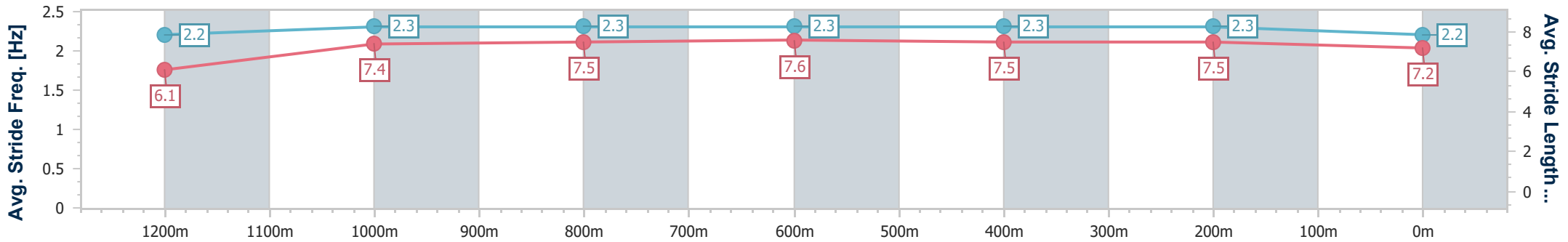
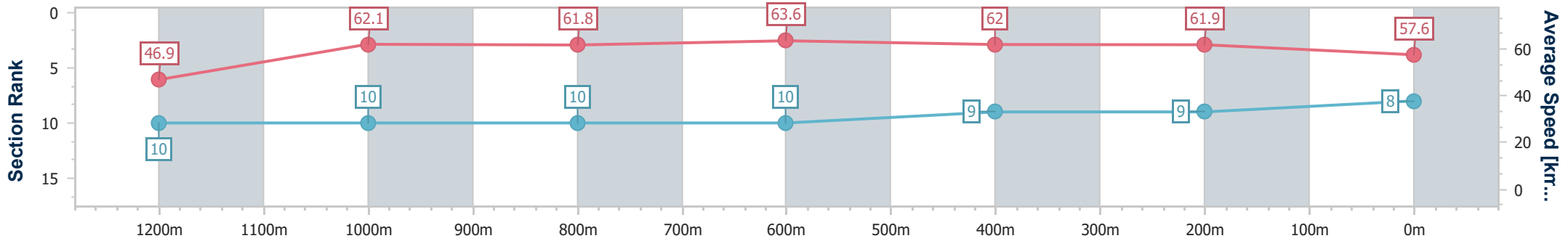
16 March 2024 - 12:48

Track Rating: Good 4, Weather: Fine, Rail Position: +0.5m Entire



BRISBANE
RACING CLUB

Section	Overall	1200m	1000m	800m	600m	400m	200m
Section Times	1:26.23 [8] (0:15.41)	1:10.82 [10] (0:11.63)	0:59.19 [10] (0:11.80)	0:47.39 [10] (0:11.44)	0:35.95 [10] (0:11.81)	0:24.14 [9] (0:11.64)	0:12.50 [9] (0:12.50)
Average Speed [km/h]	46.9	62.1	61.8	63.6	62.0	61.9	57.6
Top Speed [km/h]	59.7	63.2	63.2	64.1	63.4	62.9	60.4
Avg. Dist. to Rail [m]	6.9	3.0	2.7	2.4	3.4	8.0	7.5
Avg. Stride Freq. [Hz]	2.2	2.3	2.3	2.3	2.3	2.3	2.2
Avg. Stride Length [m]	6.1	7.4	7.5	7.6	7.5	7.5	7.2



- [] Ranking at each section and finish
- .-.- No data available at this section
- NA No data available



Horse/Jockey Name	Pernell
Final Rank	9
Fastest Section Time (Section)	0:11.48 (1200m)
Top Speed [km/h] (Section)	63.2 (1200m)
Race State	Finished



Eagle Farm QLD Professional
 Race 3: SPORTING CHANCE CANCER FOUNDATION
 BENCHMARK 70 Handicap - 1400m

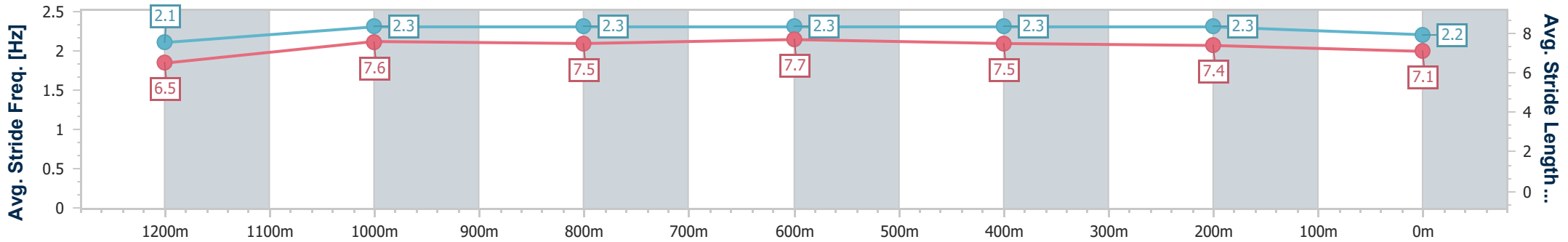
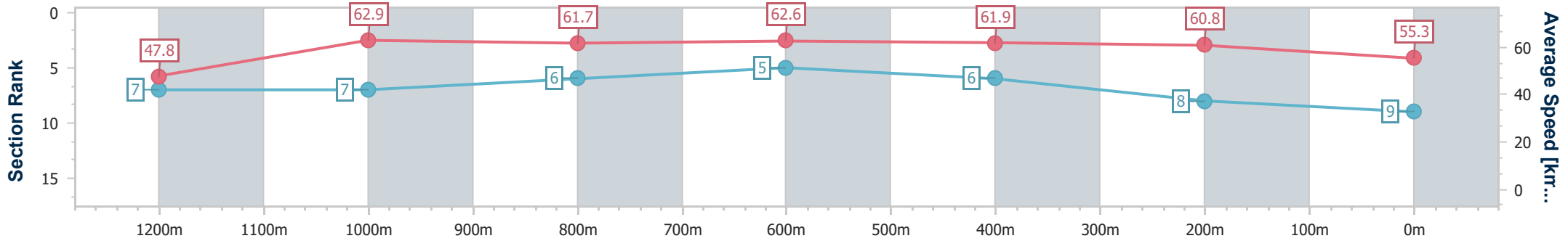
16 March 2024 - 12:48

Track Rating: Good 4, Weather: Fine, Rail Position: +0.5m Entire



BRISBANE
RACING CLUB

Section	Overall	1200m	1000m	800m	600m	400m	200m
Section Times	1:26.52 [9] (0:15.09)	1:11.43 [7] (0:11.48)	0:59.95 [7] (0:11.71)	0:48.24 [6] (0:11.61)	0:36.63 [5] (0:11.78)	0:24.85 [6] (0:11.84)	0:13.01 [8] (0:13.01)
Average Speed [km/h]	47.8	62.9	61.7	62.6	61.9	60.8	55.3
Top Speed [km/h]	61.4	63.2	62.7	63.0	62.6	62.2	58.0
Avg. Dist. to Rail [m]	3.4	1.6	1.2	2.0	2.1	4.4	5.5
Avg. Stride Freq. [Hz]	2.1	2.3	2.3	2.3	2.3	2.3	2.2
Avg. Stride Length [m]	6.5	7.6	7.5	7.7	7.5	7.4	7.1



- [] Ranking at each section and finish
- .-.- No data available at this section
- NA No data available



Horse/Jockey Name	Bold Contender
Final Rank	10
Fastest Section Time (Section)	0:11.61 (1000m)
Top Speed [km/h] (Section)	63.1 (400m)
Race State	Finished



Eagle Farm QLD Professional
 Race 3: SPORTING CHANCE CANCER FOUNDATION
 BENCHMARK 70 Handicap - 1400m

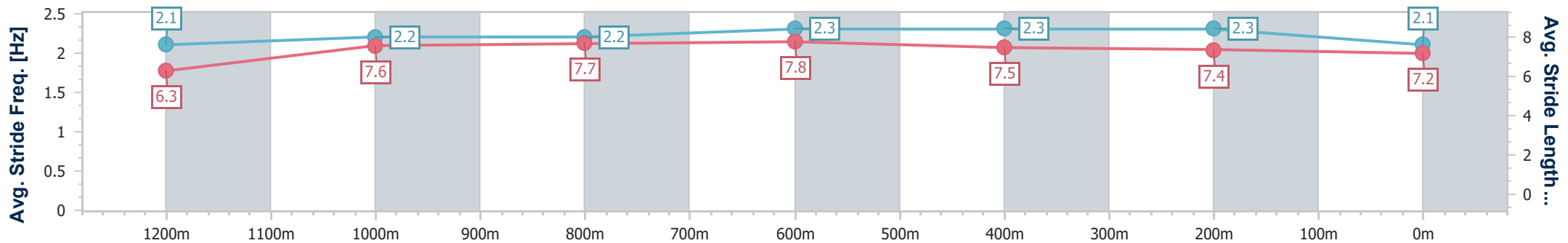
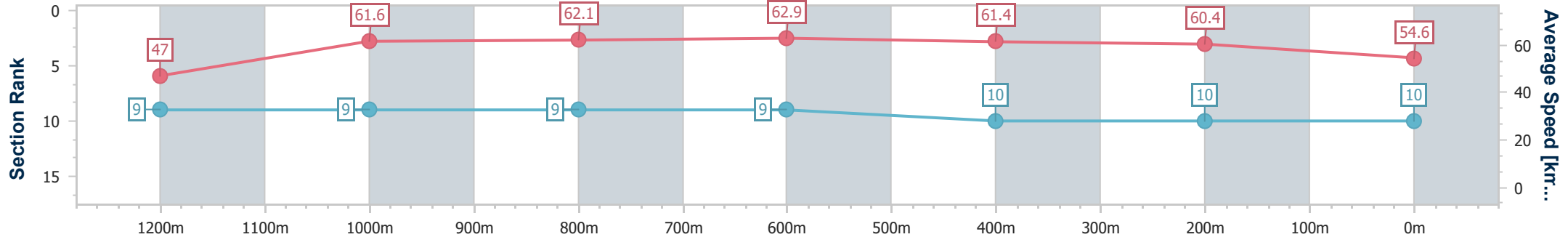
16 March 2024 - 12:48

Track Rating: Good 4, Weather: Fine, Rail Position: +0.5m Entire



BRISBANE
RACING CLUB

Section	Overall	1200m	1000m	800m	600m	400m	200m
Section Times	1:27.32 [10] (0:15.35)	1:11.97 [9] (0:11.69)	1:00.28 [9] (0:11.61)	0:48.67 [9] (0:11.62)	0:37.05 [9] (0:11.94)	0:25.11 [10] (0:11.91)	0:13.20 [10] (0:13.20)
Average Speed [km/h]	47.0	61.6	62.1	62.9	61.4	60.4	54.6
Top Speed [km/h]	60.3	62.6	62.8	63.1	62.0	63.1	58.0
Avg. Dist. to Rail [m]	4.9	1.4	0.8	2.9	4.0	7.2	6.9
Avg. Stride Freq. [Hz]	2.1	2.2	2.2	2.3	2.3	2.3	2.1
Avg. Stride Length [m]	6.3	7.6	7.7	7.8	7.5	7.4	7.2



- [] Ranking at each section and finish
- .-.- No data available at this section
- NA No data available