



Eagle Farm QLD

Race 2: RAW METAL CORP Class 1 Handicap - 1200m

16 March 2024 - 12:14PM



BRISBANE
RACING CLUB

Track Rating: Good 4, Weather: Fine, Rail Position: +0.5m Entire

Section												Overall	L1000	L800	L600	L400	L200		
Field Times												1:11.83 (0:13.46)	0:58.37 (0:11.23)	0:47.14 (0:11.67)	0:35.47 (0:11.92)	0:23.55 (0:11.52)	0:12.03 (0:12.03)		
Position	#	Horse/Jockey	Barrier	Top Speed [km/h]	Fastest Section	First 400m								Margin	Distance Travelled From Winner [m]				
1	1	MAJESTIC BOOM Adin Thompson	1	67.8 1000-800	0:11.33 400-200	0:24.90	1:11.83 (0:13.56)	0:58.27 [4] (0:11.34)	0:46.93 [3] (0:11.81)	0:35.12 [4] (0:11.84)	0:23.28 [3] (0:11.33)	0:11.95 [3] (0:11.95)	1:11.83						
2	5	DEFERENTIAL Damien Thornton	5	66.1 400-200	0:11.00 400-200	0:25.57	1:11.94 (0:14.20)	0:57.74 [11] (0:11.38)	0:46.36 [11] (0:11.79)	0:34.57 [12] (0:11.79)	0:22.78 [11] (0:11.00)	0:11.78 [7] (0:11.78)	0.66L	+3					
3	16	TOUCH OF GRACIE Mark Du Plessis	16	66.5 1000-800	0:11.22 400-200	0:25.41	1:12.01 (0:14.03)	0:57.98 [10] (0:11.38)	0:46.60 [8] (0:11.76)	0:34.84 [7] (0:11.61)	0:23.23 [6] (0:11.22)	0:12.01 [4] (0:12.01)	1.09L	-1					
4	3	NEW LEVEL Kirk Matheson	3	65.8 1000-800	0:11.30 400-200	0:25.35	1:12.10 (0:13.75)	0:58.35 [6] (0:11.60)	0:46.75 [7] (0:11.83)	0:34.92 [8] (0:11.70)	0:23.22 [8] (0:11.30)	0:11.92 [8] (0:11.92)	1.63L	+9					
5	6	LUMENS LENNY Ryan Maloney	6	67.4 1200-1000	0:11.26 1000-800	0:24.73	1:12.12 (0:13.47)	0:58.65 [2] (0:11.26)	0:47.39 [2] (0:11.69)	0:35.70 [2] (0:11.91)	0:23.79 [2] (0:11.47)	0:12.32 [1] (0:12.32)	1.75L	+2					
6	13	GRAND METEOR Angela Jones	13	65.6 1000-800	0:11.38 400-200	0:25.18	1:12.27 (0:13.79)	0:58.48 [7] (0:11.39)	0:47.09 [5] (0:11.73)	0:35.36 [5] (0:11.87)	0:23.49 [7] (0:11.38)	0:12.11 [6] (0:12.11)	2.62L	-3					
7	11	MACHINE HEAD Samantha Collett	11	65.8 1200-1000	0:11.34 400-200	0:25.25	1:12.38 (0:13.68)	0:58.70 [5] (0:11.56)	0:47.13 [6] (0:11.78)	0:35.35 [6] (0:11.72)	0:23.63 [5] (0:11.34)	0:12.29 [5] (0:12.28)	3.25L	+3					
8	8	TO WISH James Orman	8	65.4 1000-800	0:11.34 400-200	0:25.47	1:12.53 (0:13.95)	0:58.58 [8] (0:11.52)	0:47.06 [9] (0:11.76)	0:35.30 [9] (0:11.80)	0:23.50 [9] (0:11.34)	0:12.16 [11] (0:12.16)	4.13L	+4					
9	14	LI'L WONDER Nikita Beriman	14	66.3 1000-800	0:11.15 400-200	0:25.68	1:12.57 (0:14.49)	0:58.08 [12] (0:11.19)	0:46.89 [12] (0:11.64)	0:35.25 [10] (0:11.73)	0:23.52 [10] (0:11.15)	0:12.37 [9] (0:12.37)	4.37L	+0					
10	4	BONDED AFFAIR Michael Rodd	4	68.5 1000-800	0:11.14 1000-800	0:24.69	1:12.59 (0:13.55)	0:59.04 [3] (0:11.14)	0:47.90 [1] (0:11.66)	0:36.24 [1] (0:11.92)	0:24.32 [1] (0:11.57)	0:12.74 [2] (0:12.74)	4.48L	+3					

Scratched: Russian Sub (#2), Quade (#7), I Stole It (#10), Rustic Boom (#12), Night Vision (#17), Sukiche (#18)



Eagle Farm QLD
Race 2: RAW METAL CORP Class 1 Handicap - 1200m
 16 March 2024 - 12:14PM



BRISBANE
RACING CLUB

Track Rating: Good 4, Weather: Fine, Rail Position: +0.5m Entire

Section								Overall	L1000	L800	L600	L400	L200		
Field Times								1:11.83 (0:13.46)	0:58.37 (0:11.23)	0:47.14 (0:11.67)	0:35.47 (0:11.92)	0:23.55 (0:11.52)	0:12.03 (0:12.03)	Margin	Distance Travelled From Winner [m]
Position	#	Horse/Jockey	Barrier	Top Speed [km/h]	Fastest Section	First 400m									
11	9	CICCONE	9	67.1	0:11.49	0:24.95	1:12.77	0:59.31 [1]	0:47.82 [4]	0:36.06 [3]	0:24.16 [4]	0:12.55 [10]	5.54L	+2	
		Jim Byrne		1200-1000	1000-800		(0:13.46)	(0:11.49)	(0:11.76)	(0:11.90)	(0:11.61)	(0:12.55)			
12	15	FINAL ILLUSIONIST	15	65.4	0:11.48	0:25.55	1:13.08	0:59.07 [9]	0:47.53 [10]	0:35.73 [11]	0:23.88 [12]	0:12.40 [12]	7.37L	+5	
		Jake Bayliss		1000-800	400-200		(0:14.01)	(0:11.54)	(0:11.80)	(0:11.85)	(0:11.48)	(0:12.40)			

Scratched: Russian Sub (#2), Quade (#7), I Stole It (#10), Rustic Boom (#12), Night Vision (#17), Sukiche (#18)

Horse/Jockey Name	MAJESTIC BOOM
Finish Rank	1
Fastest Section Time (Section)	0:11.33 (L400)
Top Speed [km/h] (Section)	67.8 (L1000)
Race State	Finished



Eagle Farm QLD - Professional

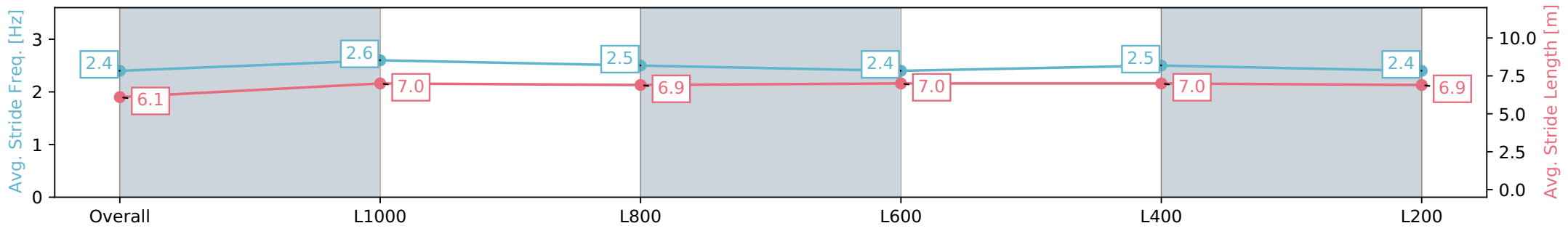
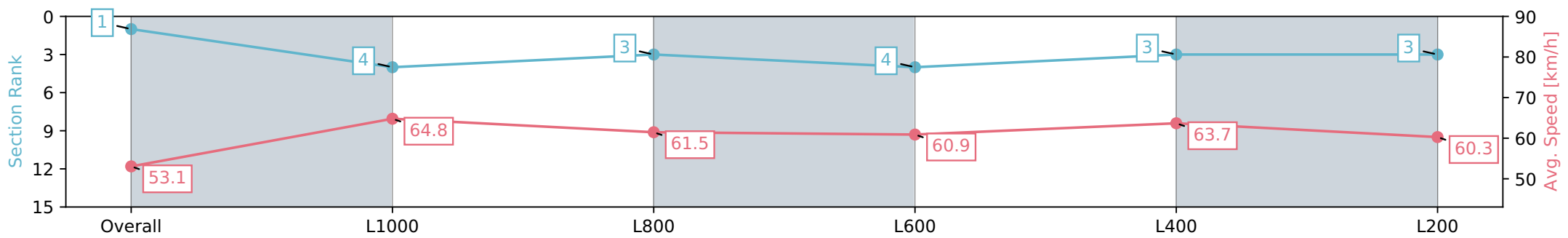
Race 2: RAW METAL CORP Class 1 Handicap - 1200m

16 March 2024 - 12:14PM

Track Rating: Good 4, Weather: Fine, Rail Position: +0.5m Entire



Section	Overall	L1000	L800	L600	L400	L200
Section Times	1:11.83 [1] (0:13.56)	0:58.27 [4] (0:11.34)	0:46.93 [3] (0:11.81)	0:35.12 [4] (0:11.84)	0:23.28 [3] (0:11.33)	0:11.95 [3] (0:11.95)
Average Speed [km/h]	53.1	64.8	61.5	60.9	63.7	60.3
Top Speed [km/h]	67.7	67.8	63.9	61.7	64.3	63.6
Avg. Dist. to Rail [m]	8.1	3.7	1.9	0.3	2.8	3.4
Avg. Stride Freq. [Hz]	2.4	2.6	2.5	2.4	2.5	2.4
Avg. Stride Length [m]	6.1	7.0	6.9	7.0	7.0	6.9



- [] Ranking at each section and finish
- :-:- No data available at this section
- NA No data available

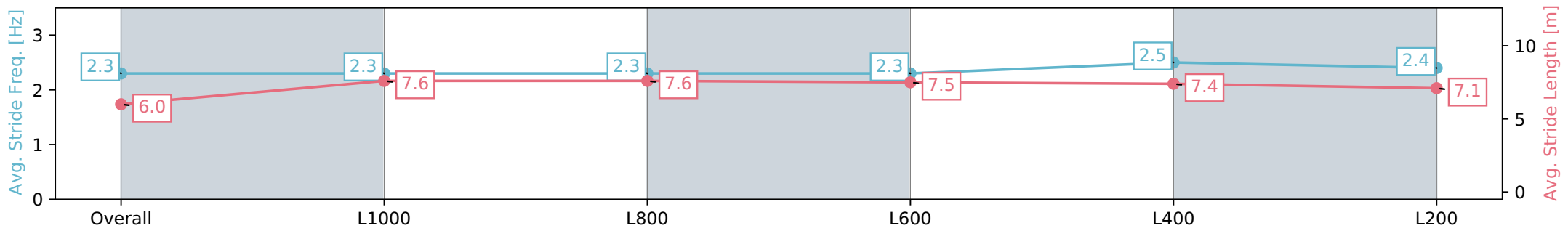
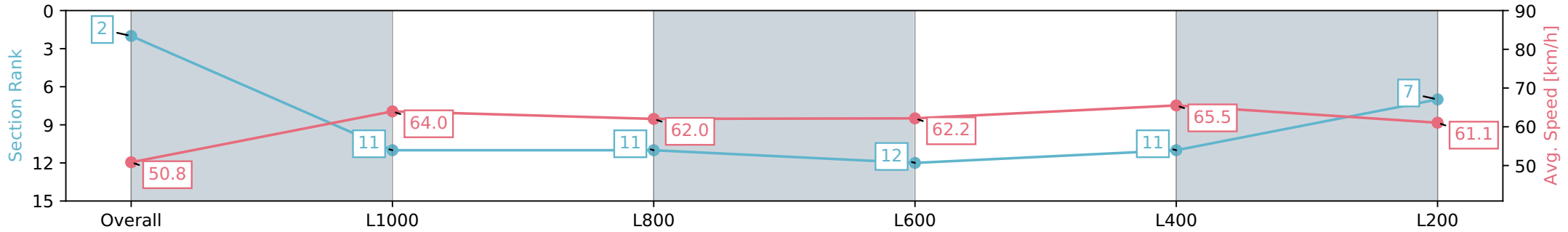
Horse/Jockey Name	DEFERENTIAL
Finish Rank	2
Fastest Section Time (Section)	0:11.00 (L400)
Top Speed [km/h] (Section)	66.1 (L400)
Race State	Finished



Eagle Farm QLD - Professional
 Race 2: RAW METAL CORP Class 1 Handicap - 1200m
 16 March 2024 - 12:14PM
 Track Rating: Good 4, Weather: Fine, Rail Position: +0.5m Entire



Section	Overall	L1000	L800	L600	L400	L200
Section Times	1:11.94 [2] (0:14.20)	0:57.74 [11] (0:11.38)	0:46.36 [11] (0:11.79)	0:34.57 [12] (0:11.79)	0:22.78 [11] (0:11.00)	0:11.78 [7] (0:11.78)
Average Speed [km/h]	50.8	64.0	62.0	62.2	65.5	61.1
Top Speed [km/h]	64.0	64.4	63.5	65.7	66.1	64.8
Avg. Dist. to Rail [m]	1.9	2.6	3.0	3.5	9.6	8.2
Avg. Stride Freq. [Hz]	2.3	2.3	2.3	2.3	2.5	2.4
Avg. Stride Length [m]	6.0	7.6	7.6	7.5	7.4	7.1



- [] Ranking at each section and finish
- :-:- No data available at this section
- NA No data available

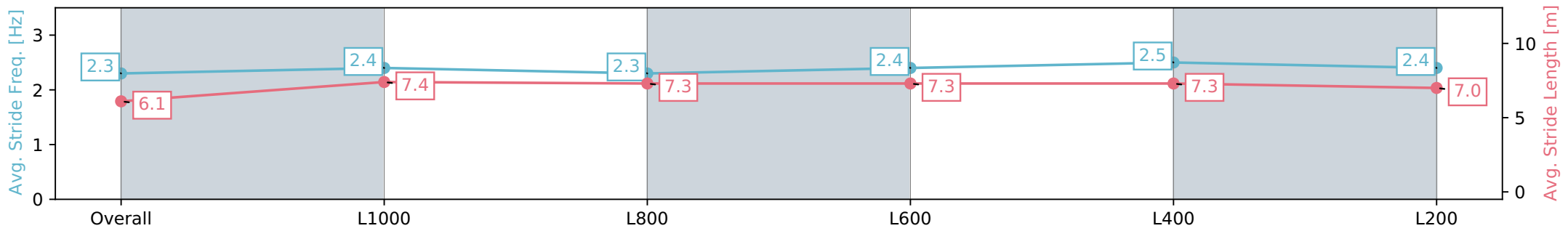
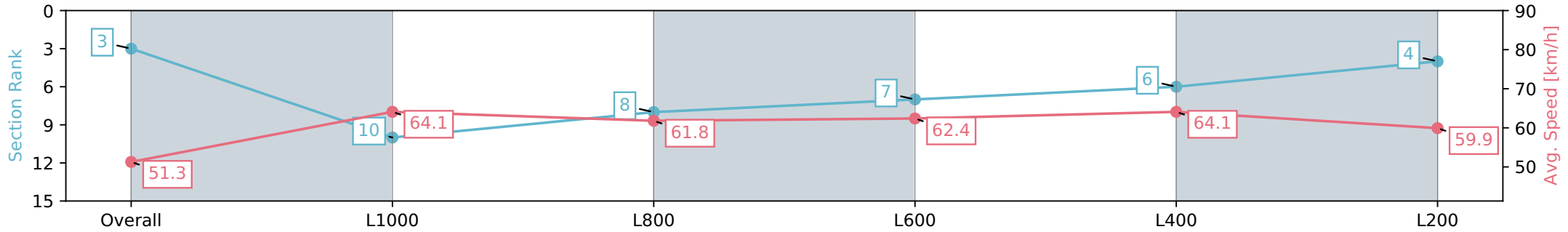
Horse/Jockey Name	TOUCH OF GRACIE
Finish Rank	3
Fastest Section Time (Section)	0:11.22 (L400)
Top Speed [km/h] (Section)	66.5 (L1000)
Race State	Finished



Eagle Farm QLD - Professional
 Race 2: RAW METAL CORP Class 1 Handicap - 1200m
 16 March 2024 - 12:14PM
 Track Rating: Good 4, Weather: Fine, Rail Position: +0.5m Entire



Section	Overall	L1000	L800	L600	L400	L200
Section Times	1:12.01 [3] (0:14.03)	0:57.98 [10] (0:11.38)	0:46.60 [8] (0:11.76)	0:34.84 [7] (0:11.61)	0:23.23 [6] (0:11.22)	0:12.01 [4] (0:12.01)
Average Speed [km/h]	51.3	64.1	61.8	62.4	64.1	59.9
Top Speed [km/h]	65.9	66.5	62.9	65.5	65.5	63.0
Avg. Dist. to Rail [m]	1.8	2.7	1.7	1.0	2.7	4.6
Avg. Stride Freq. [Hz]	2.3	2.4	2.3	2.4	2.5	2.4
Avg. Stride Length [m]	6.1	7.4	7.3	7.3	7.3	7.0



- [] Ranking at each section and finish
- :-:- No data available at this section
- NA No data available

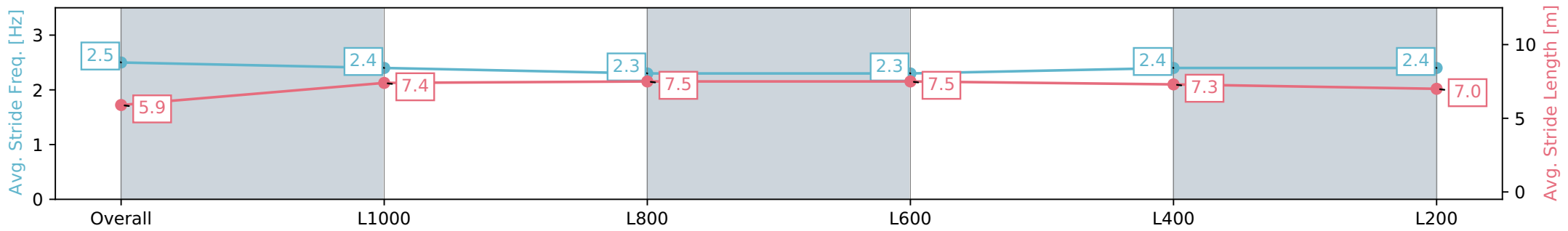
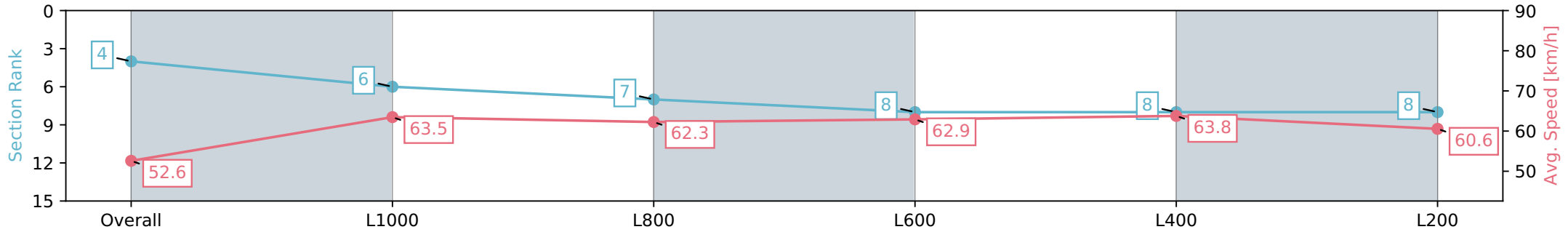
Horse/Jockey Name	NEW LEVEL
Finish Rank	4
Fastest Section Time (Section)	0:11.30 (L400)
Top Speed [km/h] (Section)	65.8 (L1000)
Race State	Finished



Eagle Farm QLD - Professional
 Race 2: RAW METAL CORP Class 1 Handicap - 1200m
 16 March 2024 - 12:14PM
 Track Rating: Good 4, Weather: Fine, Rail Position: +0.5m Entire



Section	Overall	L1000	L800	L600	L400	L200
Section Times	1:12.10 [4] (0:13.75)	0:58.35 [6] (0:11.60)	0:46.75 [7] (0:11.83)	0:34.92 [8] (0:11.70)	0:23.22 [8] (0:11.30)	0:11.92 [8] (0:11.92)
Average Speed [km/h]	52.6	63.5	62.3	62.9	63.8	60.6
Top Speed [km/h]	65.2	65.8	63.9	65.0	64.9	63.7
Avg. Dist. to Rail [m]	5.3	4.9	4.9	4.9	9.2	6.6
Avg. Stride Freq. [Hz]	2.5	2.4	2.3	2.3	2.4	2.4
Avg. Stride Length [m]	5.9	7.4	7.5	7.5	7.3	7.0



- [] Ranking at each section and finish
- :-:- No data available at this section
- NA No data available

Horse/Jockey Name	LUMENS LENNY
Finish Rank	5
Fastest Section Time (Section)	0:11.26 (L1000)
Top Speed [km/h] (Section)	67.4 (Overall)
Race State	Finished



Eagle Farm QLD - Professional

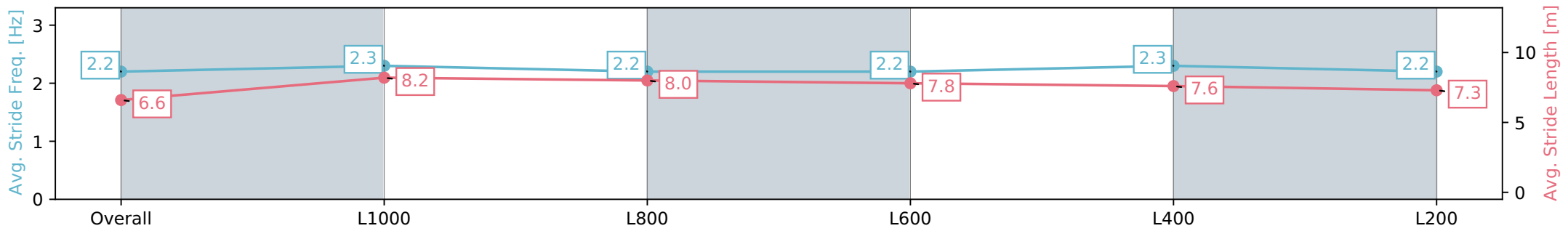
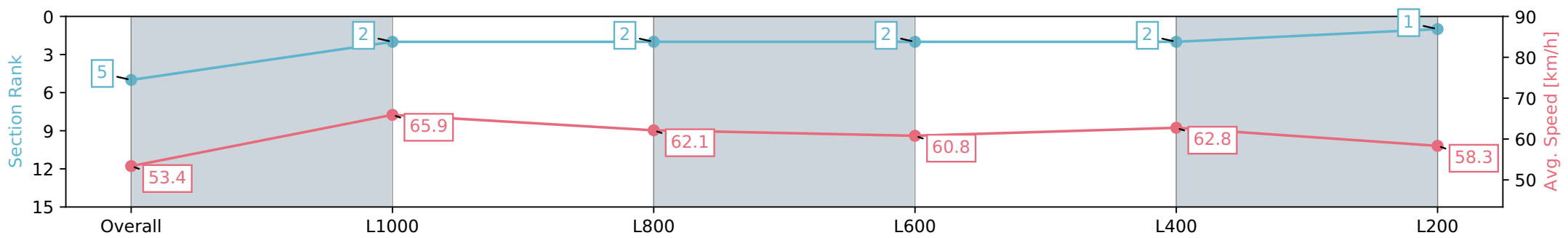
Race 2: RAW METAL CORP Class 1 Handicap - 1200m

16 March 2024 - 12:14PM

Track Rating: Good 4, Weather: Fine, Rail Position: +0.5m Entire



Section	Overall	L1000	L800	L600	L400	L200
Section Times	1:12.12 [5] (0:13.47)	0:58.65 [2] (0:11.26)	0:47.39 [2] (0:11.69)	0:35.70 [2] (0:11.91)	0:23.79 [2] (0:11.47)	0:12.32 [1] (0:12.32)
Average Speed [km/h]	53.4	65.9	62.1	60.8	62.8	58.3
Top Speed [km/h]	67.4	67.0	63.8	62.2	63.7	61.2
Avg. Dist. to Rail [m]	10.0	4.7	1.9	1.4	2.2	2.6
Avg. Stride Freq. [Hz]	2.2	2.3	2.2	2.2	2.3	2.2
Avg. Stride Length [m]	6.6	8.2	8.0	7.8	7.6	7.3



- [] Ranking at each section and finish
- :-:- No data available at this section
- NA No data available

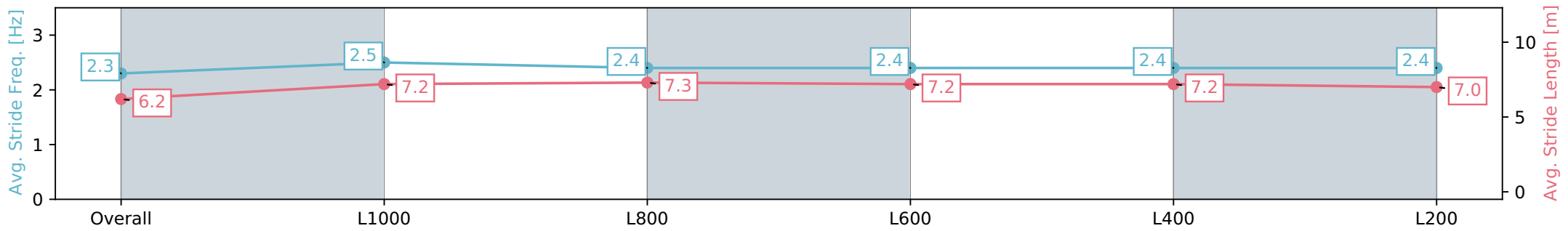
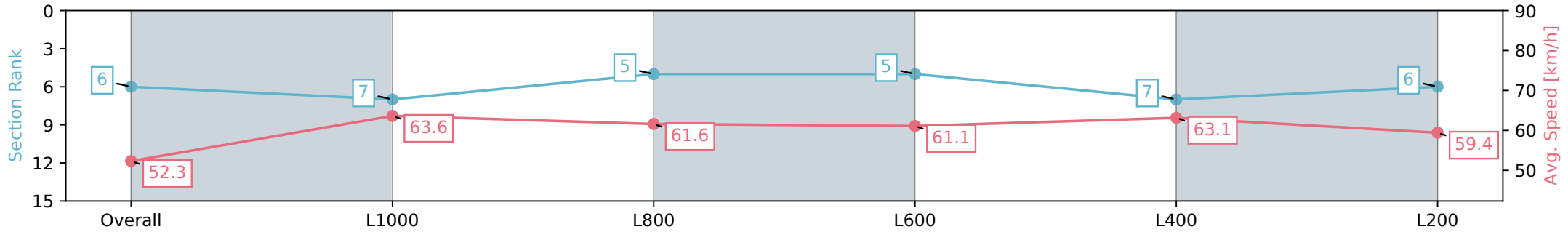
Horse/Jockey Name	GRAND METEOR
Finish Rank	6
Fastest Section Time (Section)	0:11.38 (L400)
Top Speed [km/h] (Section)	65.6 (L1000)
Race State	Finished



Eagle Farm QLD - Professional
 Race 2: RAW METAL CORP Class 1 Handicap - 1200m
 16 March 2024 - 12:14PM
 Track Rating: Good 4, Weather: Fine, Rail Position: +0.5m Entire



Section	Overall	L1000	L800	L600	L400	L200
Section Times	1:12.27 [6] (0:13.79)	0:58.48 [7] (0:11.39)	0:47.09 [5] (0:11.73)	0:35.36 [5] (0:11.87)	0:23.49 [7] (0:11.38)	0:12.11 [6] (0:12.11)
Average Speed [km/h]	52.3	63.6	61.6	61.1	63.1	59.4
Top Speed [km/h]	65.2	65.6	63.7	62.2	64.9	62.5
Avg. Dist. to Rail [m]	2.4	1.8	1.1	0.9	3.9	5.0
Avg. Stride Freq. [Hz]	2.3	2.5	2.4	2.4	2.4	2.4
Avg. Stride Length [m]	6.2	7.2	7.3	7.2	7.2	7.0



- [] Ranking at each section and finish
- :-:- No data available at this section
- NA No data available

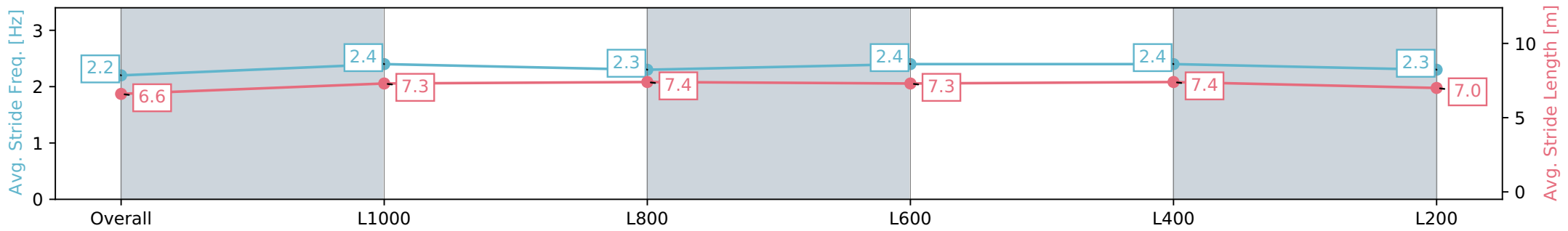
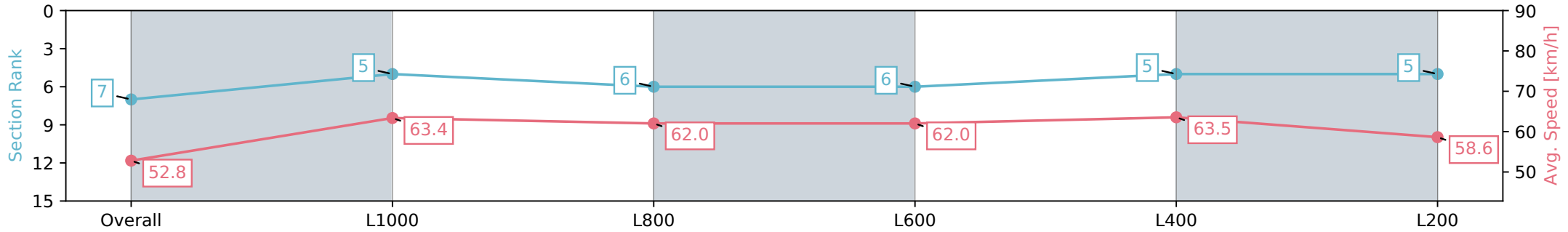
Horse/Jockey Name	MACHINE HEAD
Finish Rank	7
Fastest Section Time (Section)	0:11.34 (L400)
Top Speed [km/h] (Section)	65.8 (Overall)
Race State	Finished



Eagle Farm QLD - Professional
 Race 2: RAW METAL CORP Class 1 Handicap - 1200m
 16 March 2024 - 12:14PM
 Track Rating: Good 4, Weather: Fine, Rail Position: +0.5m Entire



Section	Overall	L1000	L800	L600	L400	L200
Section Times	1:12.38 [7] (0:13.68)	0:58.70 [5] (0:11.56)	0:47.13 [6] (0:11.78)	0:35.35 [6] (0:11.72)	0:23.63 [5] (0:11.34)	0:12.29 [5] (0:12.28)
Average Speed [km/h]	52.8	63.4	62.0	62.0	63.5	58.6
Top Speed [km/h]	65.8	64.8	63.1	64.4	64.4	62.0
Avg. Dist. to Rail [m]	3.7	3.9	2.8	2.3	6.8	6.8
Avg. Stride Freq. [Hz]	2.2	2.4	2.3	2.4	2.4	2.3
Avg. Stride Length [m]	6.6	7.3	7.4	7.3	7.4	7.0



Report Created: Sat 16 March 2024 13:36:21 GMT+11 (Note: Timing is based on positional data)

- [] Ranking at each section and finish
- :-:- No data available at this section
- NA No data available



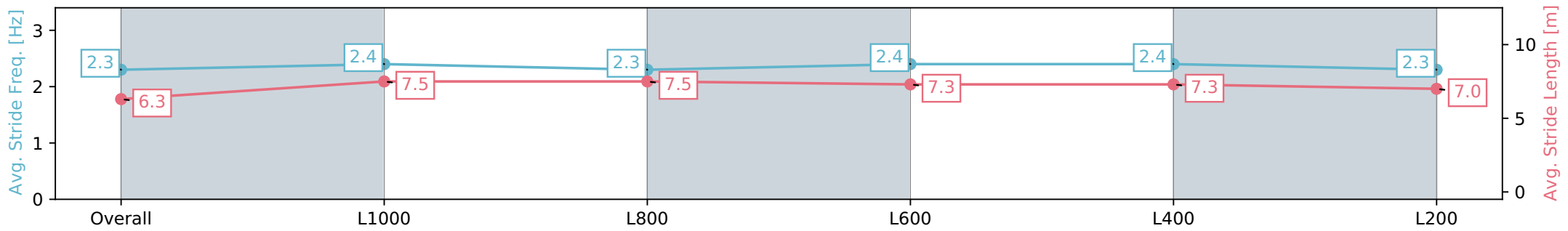
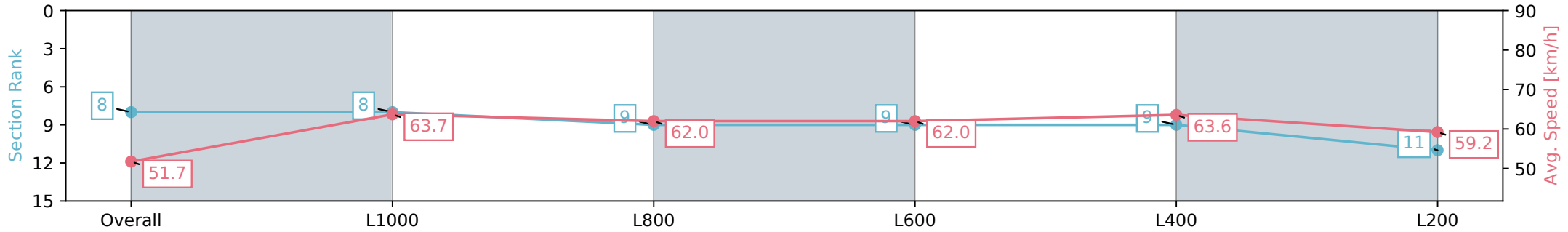
Horse/Jockey Name	TO WISH
Finish Rank	8
Fastest Section Time (Section)	0:11.34 (L400)
Top Speed [km/h] (Section)	65.4 (L1000)
Race State	Finished



Eagle Farm QLD - Professional
 Race 2: RAW METAL CORP Class 1 Handicap - 1200m
 16 March 2024 - 12:14PM
 Track Rating: Good 4, Weather: Fine, Rail Position: +0.5m Entire



Section	Overall	L1000	L800	L600	L400	L200
Section Times	1:12.53 [8] (0:13.95)	0:58.58 [8] (0:11.52)	0:47.06 [9] (0:11.76)	0:35.30 [9] (0:11.80)	0:23.50 [9] (0:11.34)	0:12.16 [11] (0:12.16)
Average Speed [km/h]	51.7	63.7	62.0	62.0	63.6	59.2
Top Speed [km/h]	64.6	65.4	63.1	64.3	64.3	61.9
Avg. Dist. to Rail [m]	3.3	3.8	3.0	2.9	6.1	7.6
Avg. Stride Freq. [Hz]	2.3	2.4	2.3	2.4	2.4	2.3
Avg. Stride Length [m]	6.3	7.5	7.5	7.3	7.3	7.0



- [] Ranking at each section and finish
- :-:- No data available at this section
- NA No data available

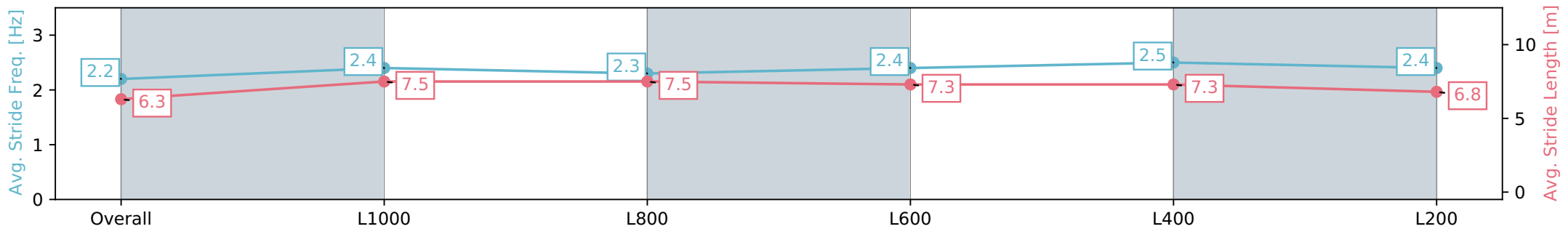
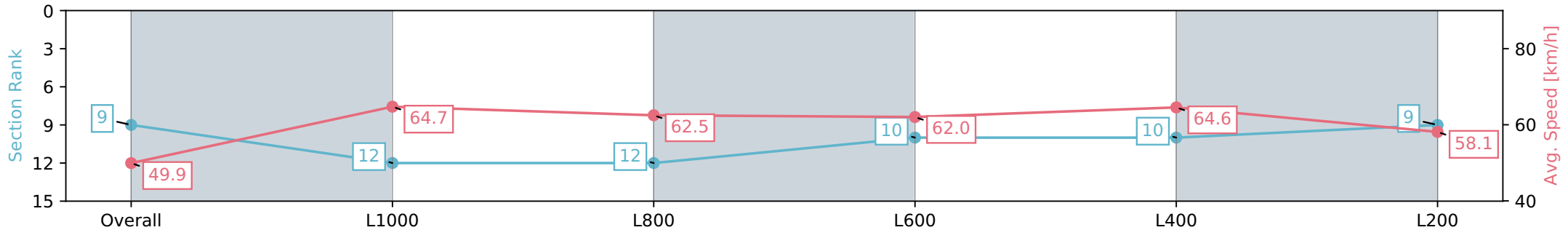
Horse/Jockey Name	L'I'L WONDER
Finish Rank	9
Fastest Section Time (Section)	0:11.15 (L400)
Top Speed [km/h] (Section)	66.3 (L1000)
Race State	Finished



Eagle Farm QLD - Professional
 Race 2: RAW METAL CORP Class 1 Handicap - 1200m
 16 March 2024 - 12:14PM
 Track Rating: Good 4, Weather: Fine, Rail Position: +0.5m Entire



Section	Overall	L1000	L800	L600	L400	L200
Section Times	1:12.57 [9] (0:14.49)	0:58.08 [12] (0:11.19)	0:46.89 [12] (0:11.64)	0:35.25 [10] (0:11.73)	0:23.52 [10] (0:11.15)	0:12.37 [9] (0:12.37)
Average Speed [km/h]	49.9	64.7	62.5	62.0	64.6	58.1
Top Speed [km/h]	63.3	66.3	65.0	64.3	65.5	62.5
Avg. Dist. to Rail [m]	5.8	1.9	1.9	1.7	2.7	1.6
Avg. Stride Freq. [Hz]	2.2	2.4	2.3	2.4	2.5	2.4
Avg. Stride Length [m]	6.3	7.5	7.5	7.3	7.3	6.8



Report Created: Sat 16 March 2024 13:36:27 GMT+11 (Note: Timing is based on positional data)

- [] Ranking at each section and finish
- :-:- No data available at this section
- NA No data available



Horse/Jockey Name	BONDED AFFAIR
Finish Rank	10
Fastest Section Time (Section)	0:11.14 (L1000)
Top Speed [km/h] (Section)	68.5 (L1000)
Race State	Finished



Eagle Farm QLD - Professional

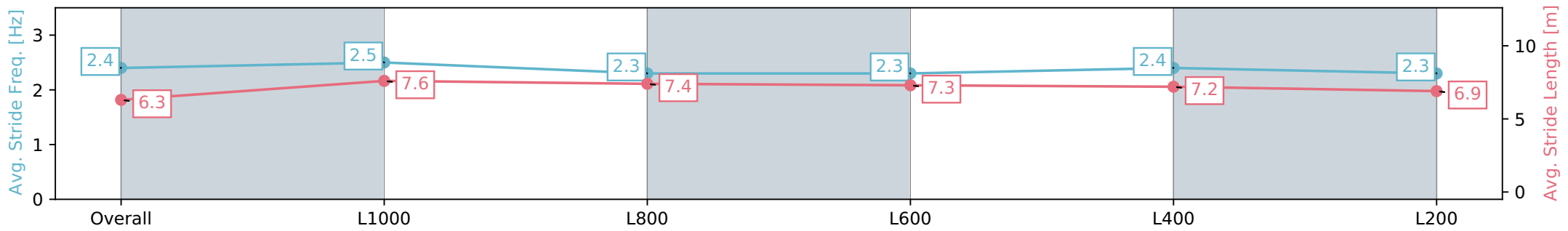
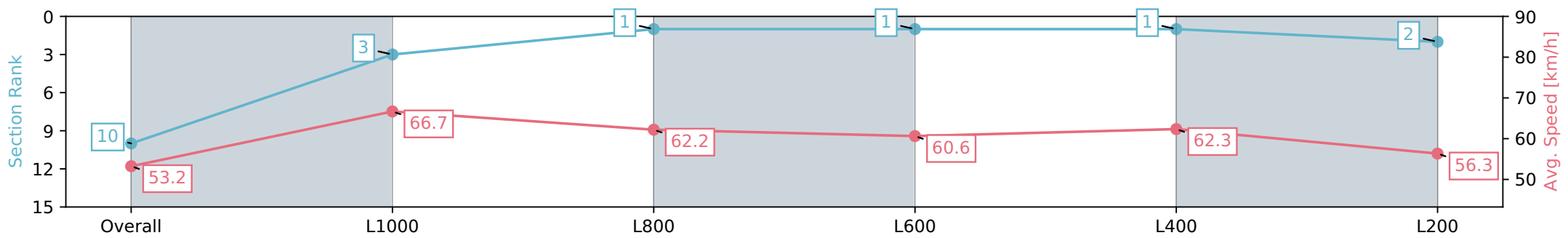
Race 2: RAW METAL CORP Class 1 Handicap - 1200m

16 March 2024 - 12:14PM

Track Rating: Good 4, Weather: Fine, Rail Position: +0.5m Entire



Section	Overall	L1000	L800	L600	L400	L200
Section Times	1:12.59 [10] (0:13.55)	0:59.04 [3] (0:11.14)	0:47.90 [1] (0:11.66)	0:36.24 [1] (0:11.92)	0:24.32 [1] (0:11.57)	0:12.74 [2] (0:12.74)
Average Speed [km/h]	53.2	66.7	62.2	60.6	62.3	56.3
Top Speed [km/h]	68.4	68.5	64.2	62.7	63.4	60.4
Avg. Dist. to Rail [m]	8.4	5.3	1.9	1.0	2.0	2.2
Avg. Stride Freq. [Hz]	2.4	2.5	2.3	2.3	2.4	2.3
Avg. Stride Length [m]	6.3	7.6	7.4	7.3	7.2	6.9



- [] Ranking at each section and finish
- :-:- No data available at this section
- NA No data available

Horse/Jockey Name	CICCONI
Finish Rank	11
Fastest Section Time (Section)	0:11.49 (L1000)
Top Speed [km/h] (Section)	67.1 (Overall)
Race State	Finished



Eagle Farm QLD - Professional

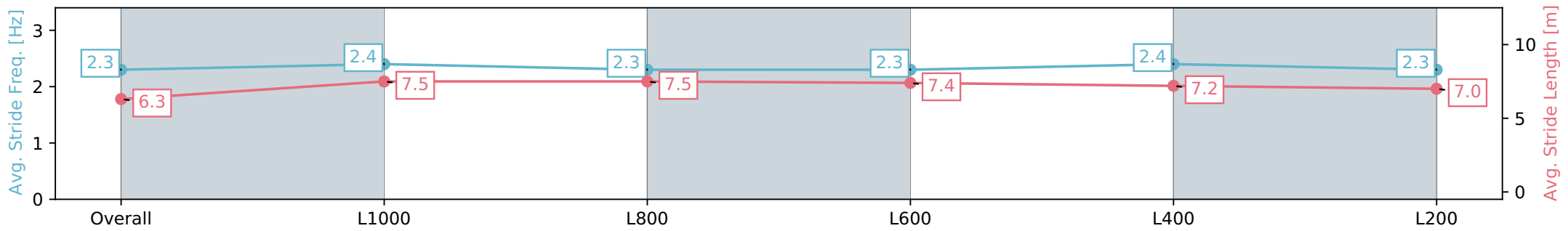
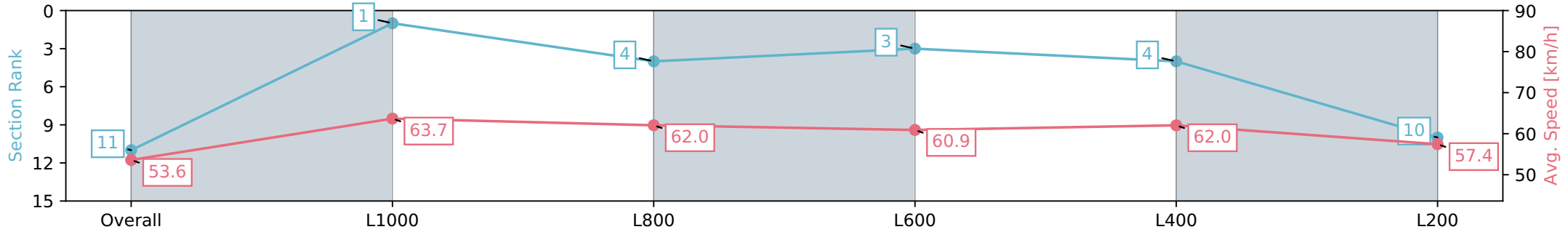
Race 2: RAW METAL CORP Class 1 Handicap - 1200m

16 March 2024 - 12:14PM

Track Rating: Good 4, Weather: Fine, Rail Position: +0.5m Entire



Section	Overall	L1000	L800	L600	L400	L200
Section Times	1:12.77 [11] (0:13.46)	0:59.31 [1] (0:11.49)	0:47.82 [4] (0:11.76)	0:36.06 [3] (0:11.90)	0:24.16 [4] (0:11.61)	0:12.55 [10] (0:12.55)
Average Speed [km/h]	53.6	63.7	62.0	60.9	62.0	57.4
Top Speed [km/h]	67.1	65.8	63.9	62.7	63.6	61.0
Avg. Dist. to Rail [m]	5.7	2.7	2.8	2.5	5.1	4.9
Avg. Stride Freq. [Hz]	2.3	2.4	2.3	2.3	2.4	2.3
Avg. Stride Length [m]	6.3	7.5	7.5	7.4	7.2	7.0



- [] Ranking at each section and finish
- :-:- No data available at this section
- NA No data available

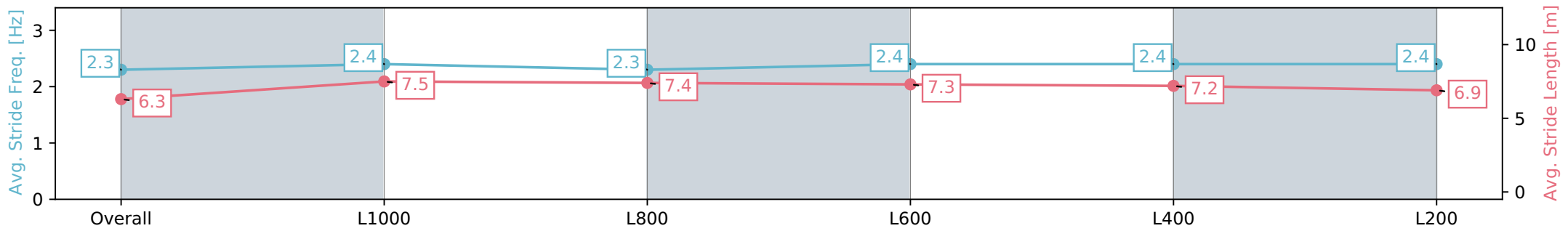
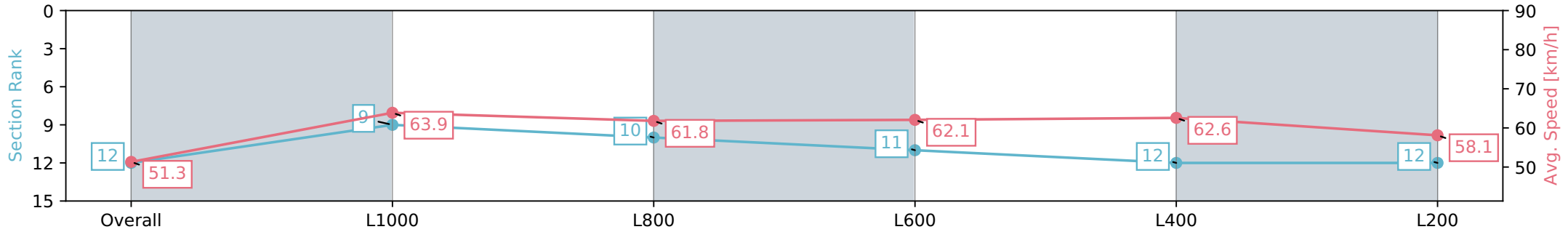
Horse/Jockey Name	FINAL ILLUSIONIST
Finish Rank	12
Fastest Section Time (Section)	0:11.48 (L400)
Top Speed [km/h] (Section)	65.4 (L1000)
Race State	Finished



Eagle Farm QLD - Professional
 Race 2: RAW METAL CORP Class 1 Handicap - 1200m
 16 March 2024 - 12:14PM
 Track Rating: Good 4, Weather: Fine, Rail Position: +0.5m Entire



Section	Overall	L1000	L800	L600	L400	L200
Section Times	1:13.08 [12] (0:14.01)	0:59.07 [9] (0:11.54)	0:47.53 [10] (0:11.80)	0:35.73 [11] (0:11.85)	0:23.88 [12] (0:11.48)	0:12.40 [12] (0:12.40)
Average Speed [km/h]	51.3	63.9	61.8	62.1	62.6	58.1
Top Speed [km/h]	64.7	65.4	62.9	64.0	64.5	61.1
Avg. Dist. to Rail [m]	4.6	4.2	3.2	3.4	8.2	6.1
Avg. Stride Freq. [Hz]	2.3	2.4	2.3	2.4	2.4	2.4
Avg. Stride Length [m]	6.3	7.5	7.4	7.3	7.2	6.9



Report Created: Sat 16 March 2024 13:36:35 GMT+11 (Note: Timing is based on positional data)

- [] Ranking at each section and finish
- :-:- No data available at this section
- NA No data available

