



Eagle Farm QLD Professional

Race 1: SKY RACING QTIS Two-Year-Old Handicap - 1400m

16 March 2024 - 11:39



BRISBANE
RACING CLUB

Track Rating: Good 4, Weather: Fine, Rail Position: +0.5m Entire

Section		Overall	1200m	1000m	800m	600m	400m	Last 600m				
Field Times		1:25.27 (0:13.31)	1:11.96 (0:11.17)	1:00.79 (0:12.01)	0:48.78 (0:12.31)	0:36.47 (0:12.24)	0:24.23 (0:11.94)	0:36.47				
Rank	TAB Horse/Jockey	Barrier	Top Speed [km/h]	Fastest Section	Distance Travelled [m]							
1	1 CAN'T RECALL ONE Michael Rodd	1	65.8 1200m	0:11.14 400m	1:25.27 [1] (0:14.07)	1:11.20 [7] (0:11.31)	0:59.89 [7] (0:12.02)	0:47.87 [7] (0:12.40)	0:35.47 [7] (0:12.04)	0:23.43 [7] (0:11.14)	0:35.47	
2	3 MR CROWNING MOMENT Andrew Mallyon	3	66.3 1200m	0:11.23 1200m	1:26.01 [2] (0:13.85)	1:12.16 [5] (0:11.23)	1:00.93 [5] (0:12.17)	0:48.76 [6] (0:12.31)	0:36.45 [6] (0:12.02)	0:24.43 [5] (0:11.87)	0:36.45	-6
3	7 CHERRY LIPS Luke Tarrant	7	66.1 Overall	0:11.37 1200m	1:26.08 [3] (0:13.56)	1:12.52 [4] (0:11.37)	1:01.15 [4] (0:12.10)	0:49.05 [4] (0:12.42)	0:36.63 [4] (0:11.96)	0:24.67 [4] (0:11.88)	0:36.63	+1
4	5 PRIDE OF SAVABELLA Jim Byrne	5	66.0 1200m	0:11.32 1200m	1:26.68 [4] (0:13.91)	1:12.77 [6] (0:11.32)	1:01.45 [6] (0:11.99)	0:49.46 [5] (0:12.31)	0:37.15 [5] (0:12.18)	0:24.97 [6] (0:11.90)	0:37.15	+0
5	4 MYTHBUSTA Jag Guthmann-Chester	4	68.3 Overall	0:11.21 1200m	1:26.85 [5] (0:13.40)	1:13.45 [2] (0:11.21)	1:02.24 [2] (0:12.11)	0:50.13 [2] (0:12.45)	0:37.68 [2] (0:12.23)	0:25.45 [3] (0:12.01)	0:37.68	+2
6	6 MISHANI REACTOR Samantha Collett	6	68.4 Overall	0:11.17 1200m	1:27.62 [6] (0:13.31)	1:14.31 [1] (0:11.17)	1:03.14 [1] (0:12.01)	0:51.13 [1] (0:12.31)	0:38.82 [1] (0:12.24)	0:26.58 [1] (0:12.60)	0:38.82	-3
7	2 DANCE FOR ME RANDY Jackson Murphy	2	66.8 Overall	0:11.22 1200m	1:27.78 [7] (0:13.53)	1:14.25 [3] (0:11.22)	1:03.03 [3] (0:12.09)	0:50.94 [3] (0:12.39)	0:38.55 [3] (0:12.16)	0:26.39 [2] (0:12.50)	0:38.55	-4

[] Ranking at each section and finish
 -:-:-:- No data available at this section
 NA No data available

SCN Saddle cloth number
 DNF Did not finish
 DNT Did not track



Eagle Farm QLD Professional

Race 1: SKY RACING QTIS Two-Year-Old Handicap - 1400m

16 March 2024 - 11:39



BRISBANE
RACING CLUB

Track Rating: Good 4, Weather: Fine, Rail Position: +0.5m Entire

Section							200m			Last 600m
Field Times							0:12.29			0:36.47
							(0:12.29)			
Rank	TAB	Horse/Jockey	Barrier	Top Speed [km/h]	Fastest Section	Margin			Distance Travelled [m]	
1	1	CAN'T RECALL ONE	1	65.8	0:11.14	0:12.29 [1]	1:25.27		0:35.47	
		Michael Rodd		1200m	400m	(0:12.29)				
2	3	MR CROWNING MOMENT	3	66.3	0:11.23	0:12.56 [4]	4.34L		0:36.45	
		Andrew Mallyon		1200m	1200m	(0:12.56)			-6	
3	7	CHERRY LIPS	7	66.1	0:11.37	0:12.79 [2]	4.78L		0:36.63	
		Luke Tarrant		Overall	1200m	(0:12.79)			+1	
4	5	PRIDE OF SAVABELLA	5	66.0	0:11.32	0:13.07 [5]	8.31L		0:37.15	
		Jim Byrne		1200m	1200m	(0:13.07)			+0	
5	4	MYTHBUSTA	4	68.3	0:11.21	0:13.44 [3]	9.29L		0:37.68	
		Jag Guthmann-Chester		Overall	1200m	(0:13.44)			+2	
6	6	MISHANI REACTOR	6	68.4	0:11.17	0:13.98 [6]	13.83L		0:38.82	
		Samantha Collett		Overall	1200m	(0:13.98)			-3	
7	2	DANCE FOR ME RANDY	2	66.8	0:11.22	0:13.89 [7]	14.76L		0:38.55	
		Jackson Murphy		Overall	1200m	(0:13.89)			-4	



Horse/Jockey Name	Can't Recall One
Final Rank	1
Fastest Section Time (Section)	0:11.14 (400m)
Top Speed [km/h] (Section)	65.8 (1200m)
Race State	Finished



Eagle Farm QLD Professional

Race 1: SKY RACING QTIS Two-Year-Old Handicap - 1400m

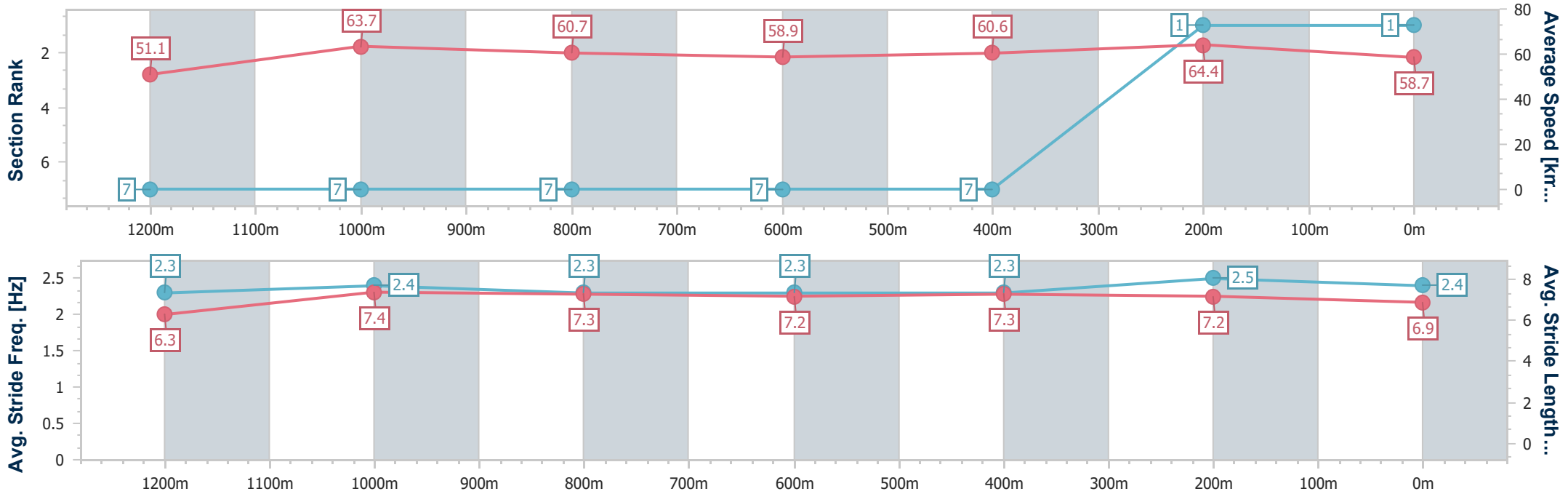
16 March 2024 - 11:39

Track Rating: Good 4, Weather: Fine, Rail Position: +0.5m Entire



BRISBANE RACING CLUB

Section	Overall	1200m	1000m	800m	600m	400m	200m
Section Times	1:25.27 [1] (0:14.07)	1:11.20 [7] (0:11.31)	0:59.89 [7] (0:12.02)	0:47.87 [7] (0:12.40)	0:35.47 [7] (0:12.04)	0:23.43 [7] (0:11.14)	0:12.29 [1] (0:12.29)
Average Speed [km/h]	51.1	63.7	60.7	58.9	60.6	64.4	58.7
Top Speed [km/h]	64.6	65.8	61.2	59.8	64.8	65.4	62.3
Avg. Dist. to Rail [m]	2.9	1.5	2.2	3.1	2.8	7.3	5.8
Avg. Stride Freq. [Hz]	2.3	2.4	2.3	2.3	2.3	2.5	2.4
Avg. Stride Length [m]	6.3	7.4	7.3	7.2	7.3	7.2	6.9



- [] Ranking at each section and finish
- .-.- No data available at this section
- NA No data available



Horse/Jockey Name	Mr Crowning Moment
Final Rank	2
Fastest Section Time (Section)	0:11.23 (1200m)
Top Speed [km/h] (Section)	66.3 (1200m)
Race State	Finished

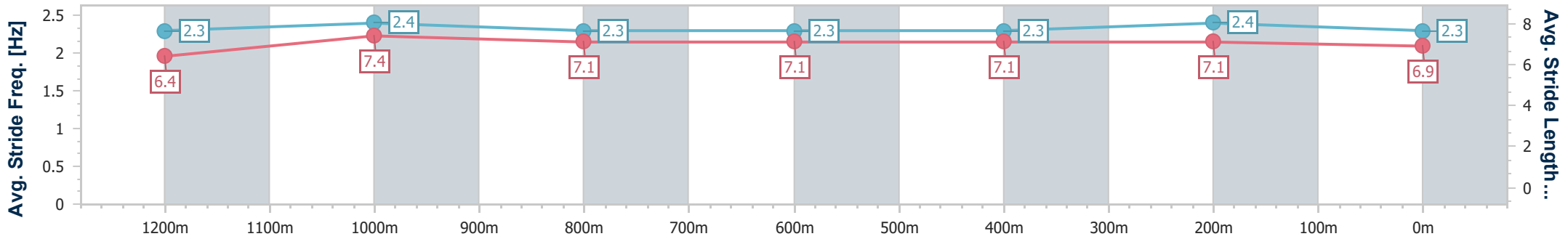
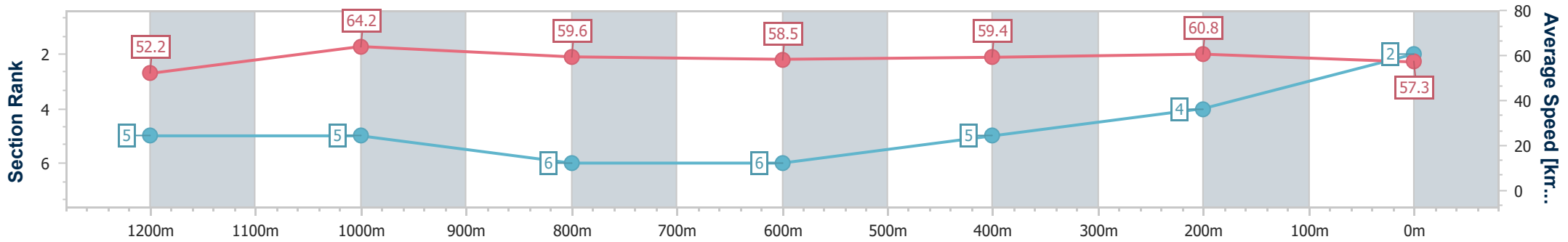


Eagle Farm QLD Professional
 Race 1: SKY RACING QTIS Two-Year-Old Handicap - 1400m
 16 March 2024 - 11:39
 Track Rating: Good 4, Weather: Fine, Rail Position: +0.5m Entire



BRISBANE
 RACING CLUB

Section	Overall	1200m	1000m	800m	600m	400m	200m
Section Times	1:26.01 [2] (0:13.85)	1:12.16 [5] (0:11.23)	1:00.93 [5] (0:12.17)	0:48.76 [6] (0:12.31)	0:36.45 [6] (0:12.02)	0:24.43 [5] (0:11.87)	0:12.56 [4] (0:12.56)
Average Speed [km/h]	52.2	64.2	59.6	58.5	59.4	60.8	57.3
Top Speed [km/h]	66.0	66.3	61.6	59.5	61.7	61.8	59.9
Avg. Dist. to Rail [m]	5.0	2.7	1.6	0.5	1.3	2.5	2.6
Avg. Stride Freq. [Hz]	2.3	2.4	2.3	2.3	2.3	2.4	2.3
Avg. Stride Length [m]	6.4	7.4	7.1	7.1	7.1	7.1	6.9



- [] Ranking at each section and finish
- .-.- No data available at this section
- NA No data available



Horse/Jockey Name	Cherry Lips
Final Rank	3
Fastest Section Time (Section)	0:11.37 (1200m)
Top Speed [km/h] (Section)	66.1 (Overall)
Race State	Finished



Eagle Farm QLD Professional

Race 1: SKY RACING QTIS Two-Year-Old Handicap - 1400m

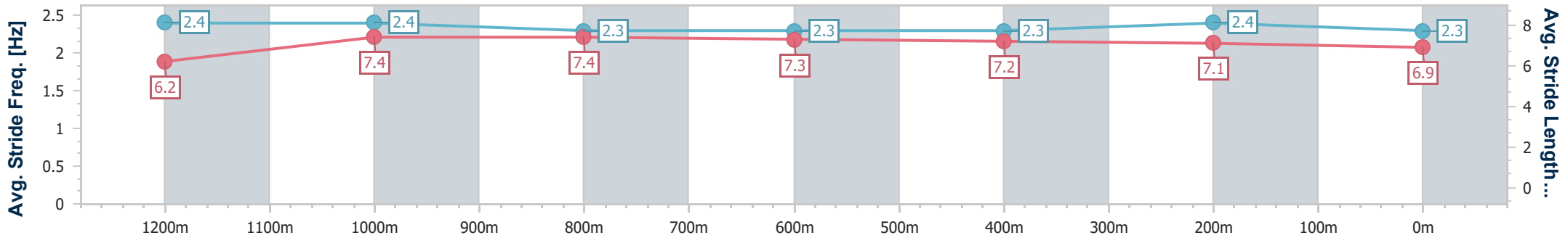
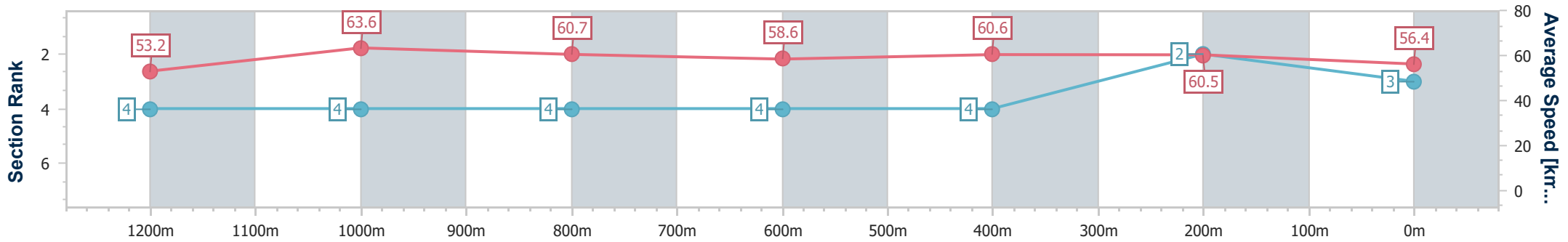
16 March 2024 - 11:39

Track Rating: Good 4, Weather: Fine, Rail Position: +0.5m Entire



BRISBANE RACING CLUB

Section	Overall	1200m	1000m	800m	600m	400m	200m
Section Times	1:26.08 [3] (0:13.56)	1:12.52 [4] (0:11.37)	1:01.15 [4] (0:12.10)	0:49.05 [4] (0:12.42)	0:36.63 [4] (0:11.96)	0:24.67 [4] (0:11.88)	0:12.79 [2] (0:12.79)
Average Speed [km/h]	53.2	63.6	60.7	58.6	60.6	60.5	56.4
Top Speed [km/h]	66.1	65.8	62.1	59.7	62.7	62.3	58.5
Avg. Dist. to Rail [m]	4.7	4.1	3.5	2.9	1.2	2.7	2.4
Avg. Stride Freq. [Hz]	2.4	2.4	2.3	2.3	2.3	2.4	2.3
Avg. Stride Length [m]	6.2	7.4	7.4	7.3	7.2	7.1	6.9



- [] Ranking at each section and finish
- .-.- No data available at this section
- NA No data available



Horse/Jockey Name	Pride Of Savabella
Final Rank	4
Fastest Section Time (Section)	0:11.32 (1200m)
Top Speed [km/h] (Section)	66.0 (1200m)
Race State	Finished

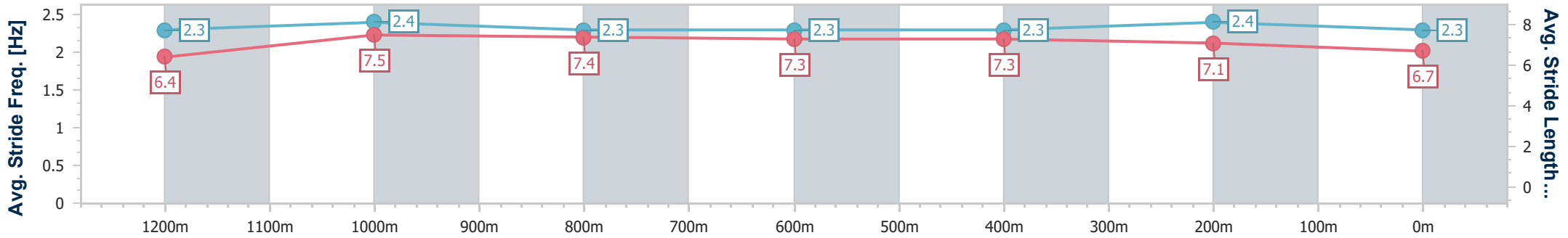
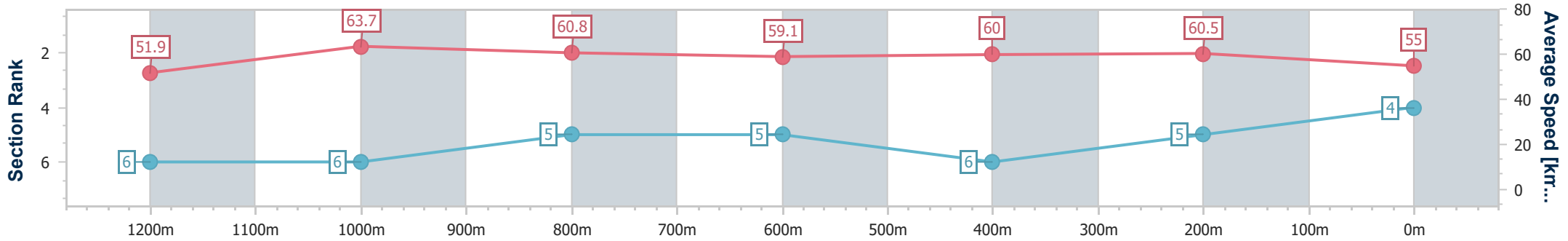


Eagle Farm QLD Professional
 Race 1: SKY RACING QTIS Two-Year-Old Handicap - 1400m
 16 March 2024 - 11:39
 Track Rating: Good 4, Weather: Fine, Rail Position: +0.5m Entire



BRISBANE
 RACING CLUB

Section	Overall	1200m	1000m	800m	600m	400m	200m
Section Times	1:26.68 [4] (0:13.91)	1:12.77 [6] (0:11.32)	1:01.45 [6] (0:11.99)	0:49.46 [5] (0:12.31)	0:37.15 [5] (0:12.18)	0:24.97 [6] (0:11.90)	0:13.07 [5] (0:13.07)
Average Speed [km/h]	51.9	63.7	60.8	59.1	60.0	60.5	55.0
Top Speed [km/h]	65.3	66.0	61.8	60.2	62.0	61.7	58.6
Avg. Dist. to Rail [m]	5.9	3.3	2.4	2.7	2.2	5.9	5.0
Avg. Stride Freq. [Hz]	2.3	2.4	2.3	2.3	2.3	2.4	2.3
Avg. Stride Length [m]	6.4	7.5	7.4	7.3	7.3	7.1	6.7



- [] Ranking at each section and finish
- .-.- No data available at this section
- NA No data available



Horse/Jockey Name	Mythbusta
Final Rank	5
Fastest Section Time (Section)	0:11.21 (1200m)
Top Speed [km/h] (Section)	68.3 (Overall)
Race State	Finished

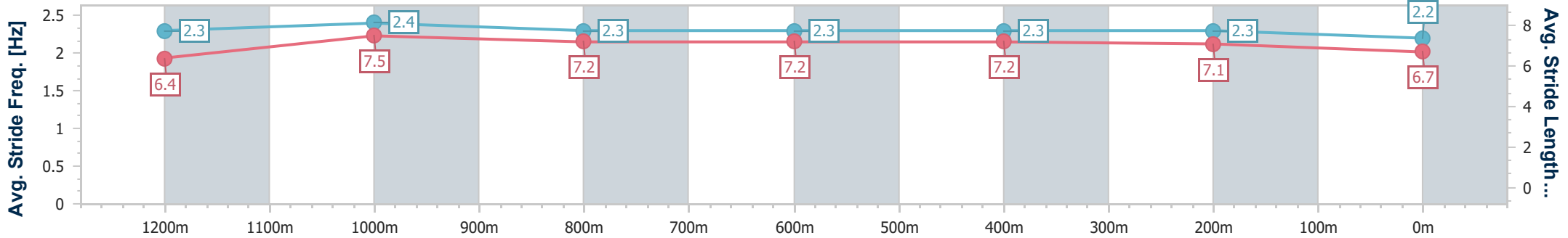
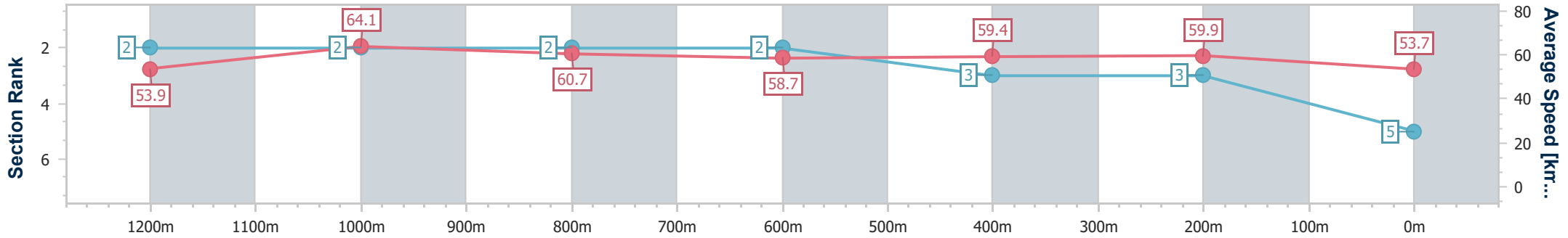


Eagle Farm QLD Professional
 Race 1: SKY RACING QTIS Two-Year-Old Handicap - 1400m
 16 March 2024 - 11:39
 Track Rating: Good 4, Weather: Fine, Rail Position: +0.5m Entire



BRISBANE
 RACING CLUB

Section	Overall	1200m	1000m	800m	600m	400m	200m
Section Times	1:26.85 [5] (0:13.40)	1:13.45 [2] (0:11.21)	1:02.24 [2] (0:12.11)	0:50.13 [2] (0:12.45)	0:37.68 [2] (0:12.23)	0:25.45 [3] (0:12.01)	0:13.44 [3] (0:13.44)
Average Speed [km/h]	53.9	64.1	60.7	58.7	59.4	59.9	53.7
Top Speed [km/h]	68.3	66.6	61.9	59.9	60.7	62.1	57.3
Avg. Dist. to Rail [m]	7.6	3.1	3.3	3.6	1.5	2.1	0.9
Avg. Stride Freq. [Hz]	2.3	2.4	2.3	2.3	2.3	2.3	2.2
Avg. Stride Length [m]	6.4	7.5	7.2	7.2	7.2	7.1	6.7



- [] Ranking at each section and finish
- .-.- No data available at this section
- NA No data available



Horse/Jockey Name	Mishani Reactor
Final Rank	6
Fastest Section Time (Section)	0:11.17 (1200m)
Top Speed [km/h] (Section)	68.4 (Overall)
Race State	Finished

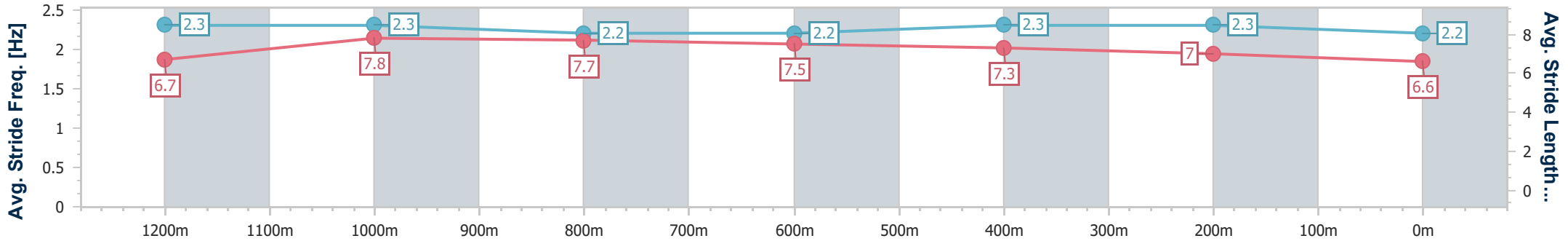
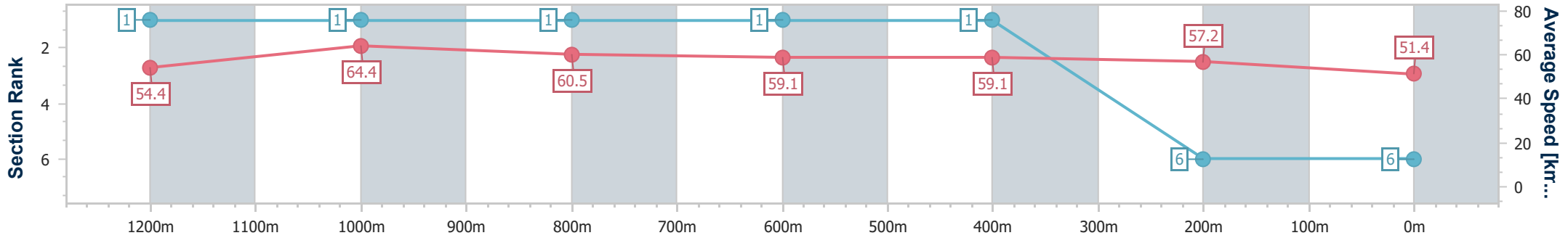


Eagle Farm QLD Professional
 Race 1: SKY RACING QTIS Two-Year-Old Handicap - 1400m
 16 March 2024 - 11:39
 Track Rating: Good 4, Weather: Fine, Rail Position: +0.5m Entire



BRISBANE
 RACING CLUB

Section	Overall	1200m	1000m	800m	600m	400m	200m
Section Times	1:27.62 [6] (0:13.31)	1:14.31 [1] (0:11.17)	1:03.14 [1] (0:12.01)	0:51.13 [1] (0:12.31)	0:38.82 [1] (0:12.24)	0:26.58 [1] (0:12.60)	0:13.98 [6] (0:13.98)
Average Speed [km/h]	54.4	64.4	60.5	59.1	59.1	57.2	51.4
Top Speed [km/h]	68.4	67.7	62.0	59.5	59.5	58.7	55.4
Avg. Dist. to Rail [m]	7.1	2.6	2.0	2.0	0.6	0.3	0.4
Avg. Stride Freq. [Hz]	2.3	2.3	2.2	2.2	2.3	2.3	2.2
Avg. Stride Length [m]	6.7	7.8	7.7	7.5	7.3	7.0	6.6



- [] Ranking at each section and finish
- .-.- No data available at this section
- NA No data available



Horse/Jockey Name	Dance For Me Randy
Final Rank	7
Fastest Section Time (Section)	0:11.22 (1200m)
Top Speed [km/h] (Section)	66.8 (Overall)
Race State	Finished

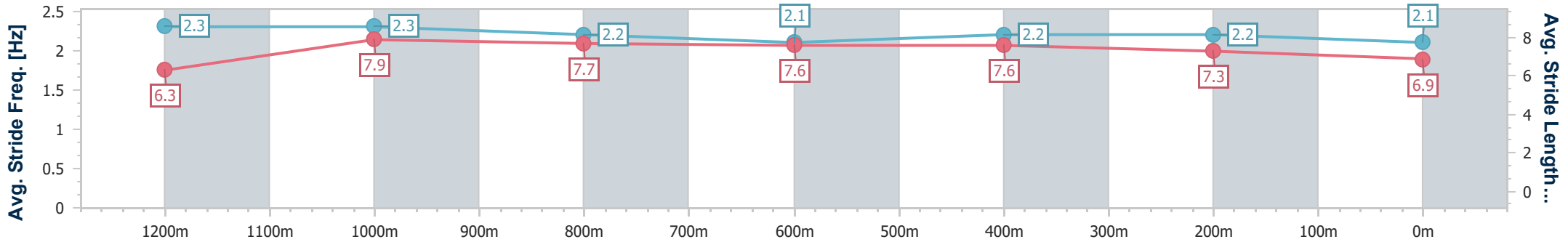
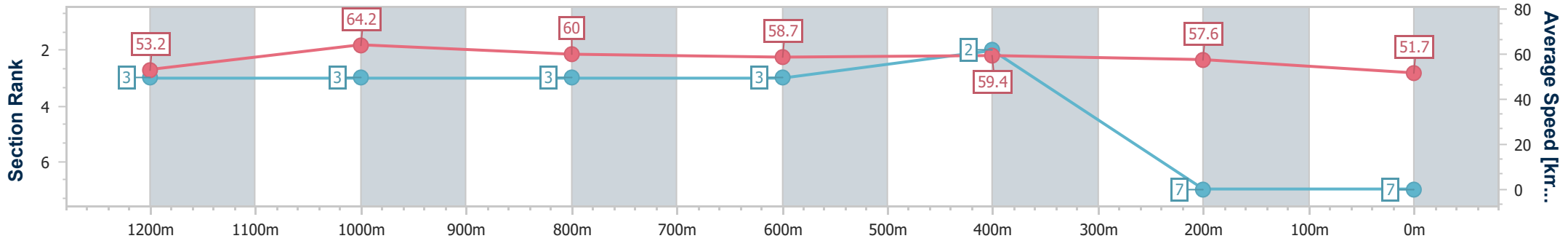


Eagle Farm QLD Professional
 Race 1: SKY RACING QTIS Two-Year-Old Handicap - 1400m
 16 March 2024 - 11:39
 Track Rating: Good 4, Weather: Fine, Rail Position: +0.5m Entire



BRISBANE
 RACING CLUB

Section	Overall	1200m	1000m	800m	600m	400m	200m
Section Times	1:27.78 [7] (0:13.53)	1:14.25 [3] (0:11.22)	1:03.03 [3] (0:12.09)	0:50.94 [3] (0:12.39)	0:38.55 [3] (0:12.16)	0:26.39 [2] (0:12.50)	0:13.89 [7] (0:13.89)
Average Speed [km/h]	53.2	64.2	60.0	58.7	59.4	57.6	51.7
Top Speed [km/h]	66.8	66.5	61.2	59.7	60.8	58.7	56.0
Avg. Dist. to Rail [m]	2.1	2.3	1.8	1.2	0.6	3.8	5.4
Avg. Stride Freq. [Hz]	2.3	2.3	2.2	2.1	2.2	2.2	2.1
Avg. Stride Length [m]	6.3	7.9	7.7	7.6	7.6	7.3	6.9



- [] Ranking at each section and finish
- .-.- No data available at this section
- NA No data available