



Townsville QLD Professional
Race 8: NEXT RACE MEETING FRIDAY 22 MARCH BENCHMARK 60
Handicap - 1200m
15 March 2024 - 17:22



Track Rating: Soft 5, Weather: Fine, Rail Position: +2m 1000m-W/Post; +0.5m Remainder

Section												Last 600m		
Field Times		Overall	1000m	800m	600m	400m	200m						0:35.11	
		1:10.32 (0:13.81)	0:56.51 (0:10.58)	0:45.93 (0:10.82)	0:35.11 (0:11.32)	0:23.79 (0:11.63)	0:12.16 (0:12.16)							
Rank	TAB	Horse/Jockey	Barrier	Top Speed [km/h]	Fastest Section								Margin	Distance Travelled [m]
1	7	DOLLSON Gabrielle Semmens	7	70.2	0:10.60	1:10.32 [1] (0:14.10)	0:56.22 [4] (0:10.60)	0:45.62 [3] (0:10.70)	0:34.92 [3] (0:11.34)	0:23.58 [4] (0:11.62)	0:11.96 [2] (0:11.96)	1:10.32	0:34.92	
2	1	INDICTMENT Masayuki Abe	1	68.5	0:10.85	1:10.37 [2] (0:14.40)	0:55.97 [8] (0:10.85)	0:45.12 [8] (0:10.88)	0:34.24 [8] (0:10.94)	0:23.30 [8] (0:11.44)	0:11.86 [6] (0:11.86)	0.05L	0:34.24	+3
3	9	HIT SNOOZE Lacey Morrison	9	70.3	0:10.70	1:10.44 [3] (0:14.06)	0:56.38 [3] (0:10.70)	0:45.68 [4] (0:10.73)	0:34.95 [4] (0:11.18)	0:23.77 [3] (0:11.49)	0:12.28 [1] (0:12.28)	0.07L	0:34.95	+4
4	4	NEVER CRY Ryan Wiggins	4	68.4	0:10.74	1:10.56 [4] (0:14.64)	0:55.92 [9] (0:10.98)	0:44.94 [10] (0:10.74)	0:34.20 [10] (0:10.88)	0:23.32 [9] (0:11.32)	0:12.00 [7] (0:12.00)	0.12L	0:34.20	+1
5	13	LET'S RIDE Jason Taylor	13	69.3	0:10.82	1:10.61 [5] (0:14.22)	0:56.39 [5] (0:10.95)	0:45.44 [5] (0:10.82)	0:34.62 [6] (0:10.91)	0:23.71 [6] (0:11.46)	0:12.25 [3] (0:12.25)	0.05L	0:34.62	+5
6	8	LIGHTHORSE LAD Graham Kliese	8	68.2	0:10.67	1:10.66 [6] (0:14.88)	0:55.78 [12] (0:10.97)	0:44.81 [11] (0:10.67)	0:34.14 [11] (0:10.93)	0:23.21 [11] (0:11.34)	0:11.87 [9] (0:11.87)	0.05L	0:34.14	+4
7	2	COUNT OF CARFORD Ashley Butler	2	69.2	0:10.79	1:10.84 [7] (0:14.29)	0:56.55 [6] (0:10.91)	0:45.64 [7] (0:10.79)	0:34.85 [7] (0:11.07)	0:23.78 [7] (0:11.44)	0:12.34 [5] (0:12.34)	0.18L	0:34.85	+9
8	11	BETTER DAYS AHEAD Tessa Townsend	11	70.6	0:10.63	1:11.34 [8] (0:13.81)	0:57.53 [1] (0:10.63)	0:46.90 [2] (0:10.79)	0:36.11 [2] (0:11.30)	0:24.81 [1] (0:11.97)	0:12.84 [4] (0:12.84)	0.5L	0:36.11	+0
9	15	LIGHTHEADEDNESS Scott Sheargold	15	68.6	0:10.69	1:11.40 [9] (0:14.32)	0:57.08 [7] (0:10.85)	0:46.23 [6] (0:10.69)	0:35.54 [5] (0:11.03)	0:24.51 [5] (0:11.70)	0:12.81 [8] (0:12.81)	0.06L	0:35.54	+1
10	16	GINASUE Adam Spinks	16	68.0	0:10.90	1:11.42 [10] (0:14.88)	0:56.54 [11] (0:11.08)	0:45.46 [12] (0:10.90)	0:34.56 [12] (0:10.92)	0:23.64 [12] (0:11.42)	0:12.22 [11] (0:12.22)	0.02L	0:34.56	+8

Scratched: Breakwater Boy (#6), Ten Schilling (#5), Flaming Homer (#10)



Townsville QLD Professional
Race 8: NEXT RACE MEETING FRIDAY 22 MARCH BENCHMARK 60
Handicap - 1200m
15 March 2024 - 17:22



Track Rating: Soft 5, Weather: Fine, Rail Position: +2m 1000m-W/Post; +0.5m Remainder

Section	Overall	1000m	800m	600m	400m	200m	Last 600m
Field Times	1:10.32 (0:13.81)	0:56.51 (0:10.58)	0:45.93 (0:10.82)	0:35.11 (0:11.32)	0:23.79 (0:11.63)	0:12.16 (0:12.16)	0:35.11

Rank	TAB	Horse/Jockey	Barrier	Top Speed [km/h]	Fastest Section	Overall	1000m	800m	600m	400m	200m	Margin	Distance Travelled [m]
11	3	IMPOSING BEAU Frank Edwards	3	68.2 1000m	0:10.80 800m	1:12.26 [11] (0:14.70)	0:57.56 [10] (0:10.81)	0:46.75 [9] (0:10.80)	0:35.95 [9] (0:11.08)	0:24.87 [10] (0:11.81)	0:13.06 [10] (0:13.06)	0.84L	0:35.95 -1
12	14	ANOTHER DIMENSION Adam Sewell	14	68.0 1000m	0:10.83 600m	1:12.71 [12] (0:15.21)	0:57.50 [13] (0:11.04)	0:46.46 [13] (0:11.03)	0:35.43 [13] (0:10.83)	0:24.60 [13] (0:11.46)	0:13.14 [13] (0:13.14)	0.45L	0:35.43 +2
13	12	NO LOVE LOST Carl Spry	12	70.1 1000m	0:10.55 1000m	1:14.88 [13] (0:13.84)	1:01.04 [2] (0:10.55)	0:50.49 [1] (0:10.82)	0:39.67 [1] (0:11.44)	0:28.23 [2] (0:12.73)	0:15.50 [12] (0:15.50)	2.17L	0:39.67 +2

Scratched: Breakwater Boy (#6), Ten Schilling (#5), Flaming Homer (#10)

[] Ranking at each section and finish
 -:-:- No data available at this section
 NA No data available

SCN Saddle cloth number
 DNF Did not finish
 DNT Did not track



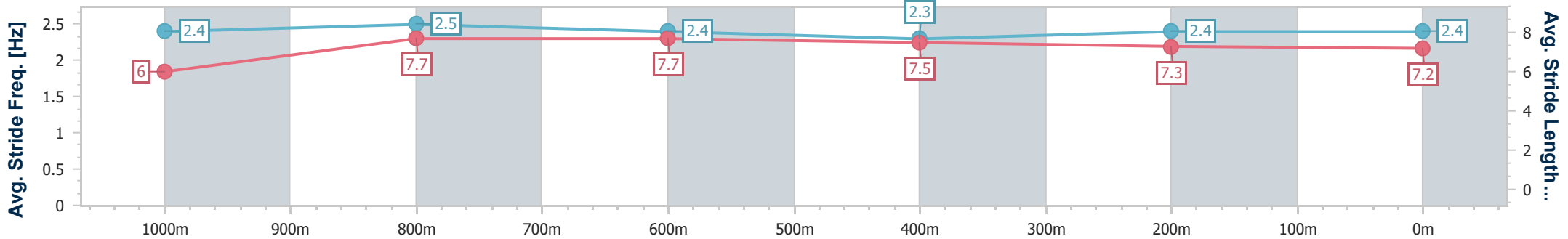
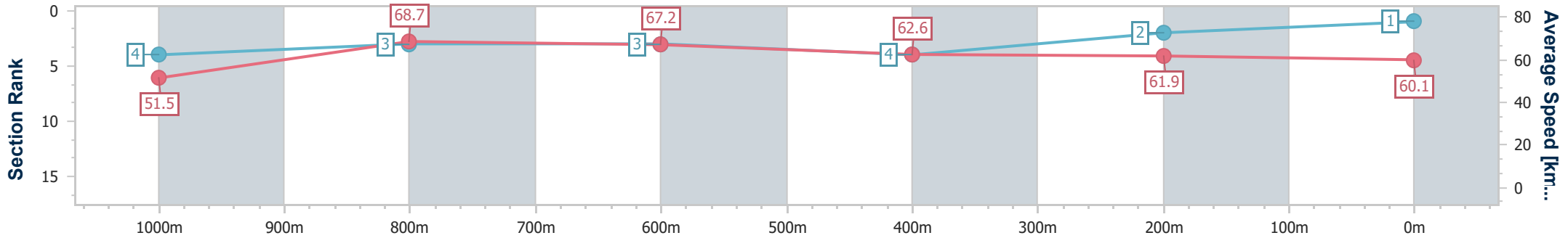
Horse/Jockey Name	Dollson
Final Rank	1
Fastest Section Time (Section)	0:10.60 (1000m)
Top Speed [km/h] (Section)	70.2 (1000m)
Race State	Finished



Townsville QLD Professional
 Race 8: NEXT RACE MEETING FRIDAY 22 MARCH
 BENCHMARK 60 Handicap - 1200m
 15 March 2024 - 17:22
 Track Rating: Soft 5, Weather: Fine, Rail Position: +2m 1000m-
 W/Post; +0.5m Remainder



Section	Overall	1000m	800m	600m	400m	200m
Section Times	1:10.32 [1] (0:14.10)	0:56.22 [4] (0:10.60)	0:45.62 [3] (0:10.70)	0:34.92 [3] (0:11.34)	0:23.58 [4] (0:11.62)	0:11.96 [2] (0:11.96)
Average Speed [km/h]	51.5	68.7	67.2	62.6	61.9	60.1
Top Speed [km/h]	67.2	70.2	69.0	65.1	63.4	62.8
Avg. Dist. to Rail [m]	6.8	2.6	1.0	2.4	1.2	3.4
Avg. Stride Freq. [Hz]	2.4	2.5	2.4	2.3	2.4	2.4
Avg. Stride Length [m]	6.0	7.7	7.7	7.5	7.3	7.2



- [] Ranking at each section and finish
- .-.- No data available at this section
- NA No data available



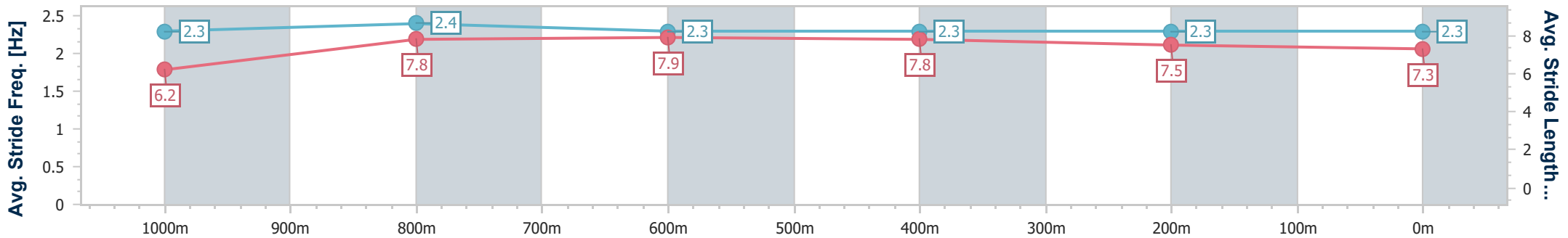
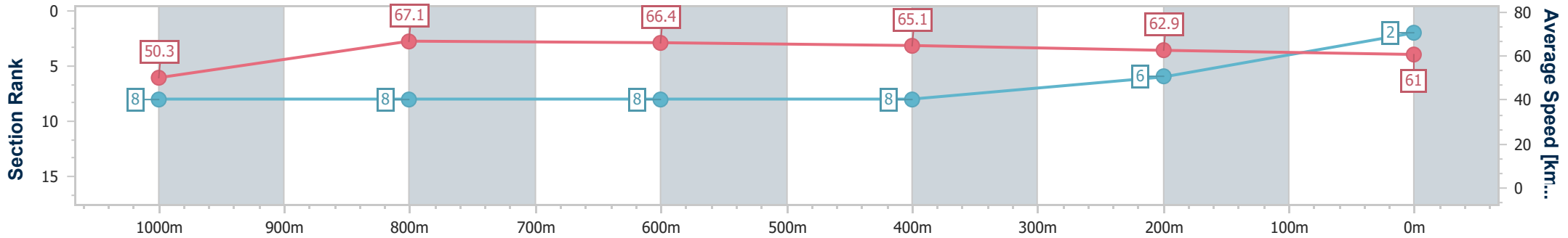
Horse/Jockey Name	Indictment
Final Rank	2
Fastest Section Time (Section)	0:10.85 (1000m)
Top Speed [km/h] (Section)	68.5 (1000m)
Race State	Finished



Townsville QLD Professional
 Race 8: NEXT RACE MEETING FRIDAY 22 MARCH
 BENCHMARK 60 Handicap - 1200m
 15 March 2024 - 17:22
 Track Rating: Soft 5, Weather: Fine, Rail Position: +2m 1000m-
 W/Post; +0.5m Remainder



Section	Overall	1000m	800m	600m	400m	200m								
Section Times	1:10.37 [2] (0:14.40)	0:55.97 [8] (0:10.85)	0:45.12 [8] (0:10.88)	0:34.24 [8] (0:10.94)	0:23.30 [8] (0:11.44)	0:11.86 [6] (0:11.86)								
Average Speed [km/h]	50.3	67.1	66.4	65.1	62.9	61.0								
Top Speed [km/h]	65.6	68.5	67.0	67.3	64.8	64.0								
Avg. Dist. to Rail [m]	8.4	2.8	1.4	1.9	2.8	7.6								
Avg. Stride Freq. [Hz]	2.3	2.4	2.3	2.3	2.3	2.3								
Avg. Stride Length [m]	6.2	7.8	7.9	7.8	7.5	7.3								



- [] Ranking at each section and finish
- .-.- No data available at this section
- NA No data available



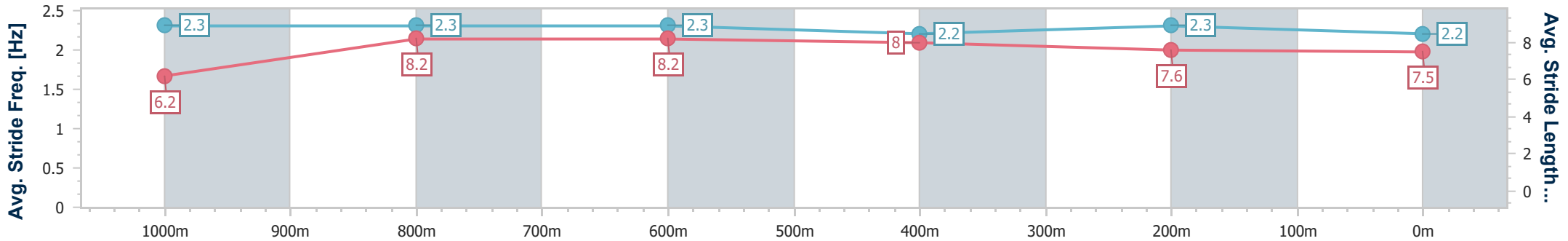
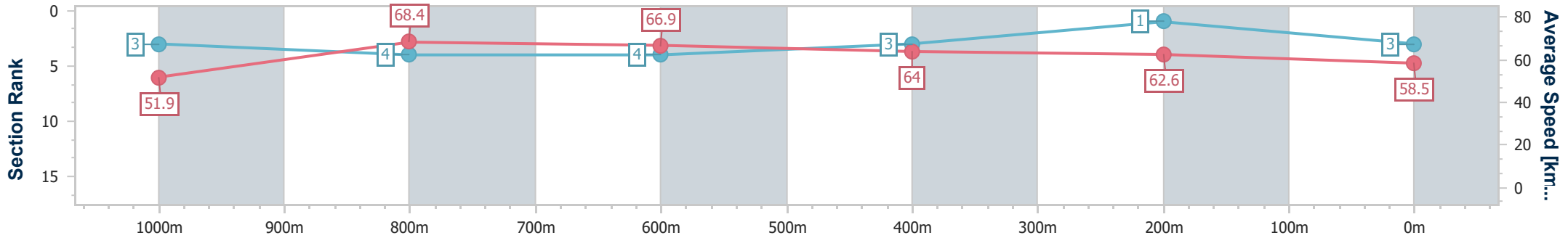
Horse/Jockey Name	Hit Snooze
Final Rank	3
Fastest Section Time (Section)	0:10.70 (1000m)
Top Speed [km/h] (Section)	70.3 (1000m)
Race State	Finished



Townsville QLD Professional
 Race 8: NEXT RACE MEETING FRIDAY 22 MARCH
 BENCHMARK 60 Handicap - 1200m
 15 March 2024 - 17:22
 Track Rating: Soft 5, Weather: Fine, Rail Position: +2m 1000m-
 W/Post; +0.5m Remainder



Section	Overall	1000m	800m	600m	400m	200m
Section Times	1:10.44 [3] (0:14.06)	0:56.38 [3] (0:10.70)	0:45.68 [4] (0:10.73)	0:34.95 [4] (0:11.18)	0:23.77 [3] (0:11.49)	0:12.28 [1] (0:12.28)
Average Speed [km/h]	51.9	68.4	66.9	64.0	62.6	58.5
Top Speed [km/h]	68.1	70.3	68.6	65.5	63.0	62.0
Avg. Dist. to Rail [m]	14.2	3.6	1.2	1.7	0.5	0.7
Avg. Stride Freq. [Hz]	2.3	2.3	2.3	2.2	2.3	2.2
Avg. Stride Length [m]	6.2	8.2	8.2	8.0	7.6	7.5



- [] Ranking at each section and finish
- .-.- No data available at this section
- NA No data available



Horse/Jockey Name	Never Cry
Final Rank	4
Fastest Section Time (Section)	0:10.74 (800m)
Top Speed [km/h] (Section)	68.4 (1000m)
Race State	Finished



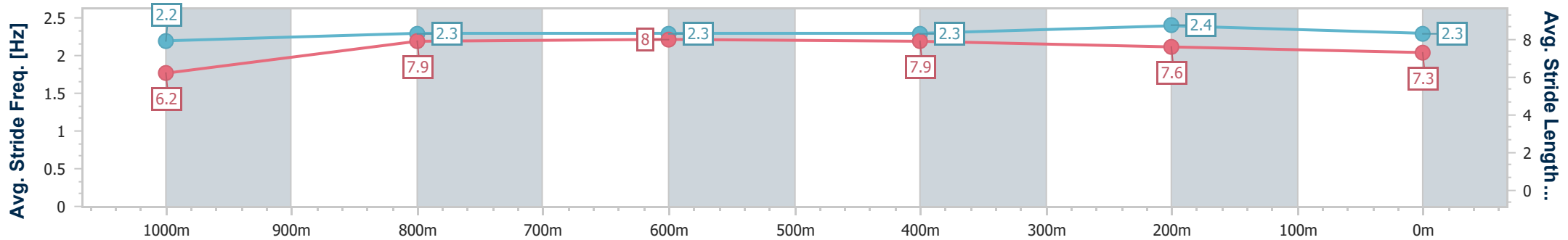
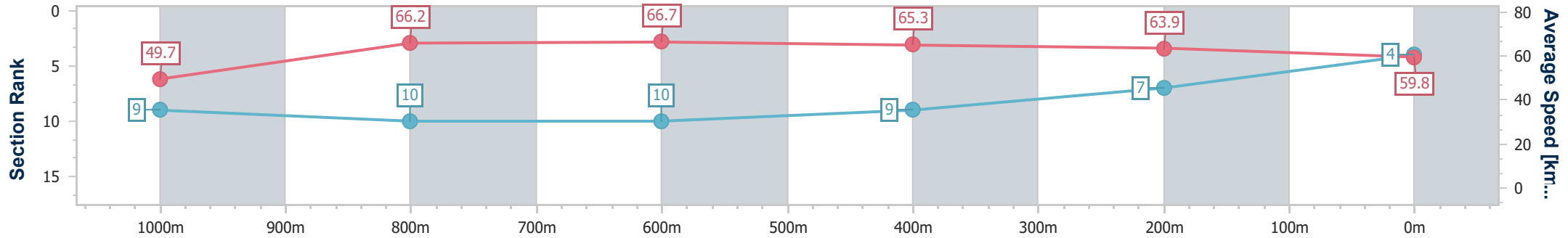
Townsville QLD Professional
Race 8: NEXT RACE MEETING FRIDAY 22 MARCH
BENCHMARK 60 Handicap - 1200m



15 March 2024 - 17:22

Track Rating: Soft 5, Weather: Fine, Rail Position: +2m 1000m-
W/Post; +0.5m Remainder

Section	Overall	1000m	800m	600m	400m	200m
Section Times	1:10.56 [4] (0:14.64)	0:55.92 [9] (0:10.98)	0:44.94 [10] (0:10.74)	0:34.20 [10] (0:10.88)	0:23.32 [9] (0:11.32)	0:12.00 [7] (0:12.00)
Average Speed [km/h]	49.7	66.2	66.7	65.3	63.9	59.8
Top Speed [km/h]	66.3	68.4	67.9	67.5	64.4	63.2
Avg. Dist. to Rail [m]	10.2	3.2	1.4	3.0	4.1	9.0
Avg. Stride Freq. [Hz]	2.2	2.3	2.3	2.3	2.4	2.3
Avg. Stride Length [m]	6.2	7.9	8.0	7.9	7.6	7.3



- [] Ranking at each section and finish
- .-.- No data available at this section
- NA No data available



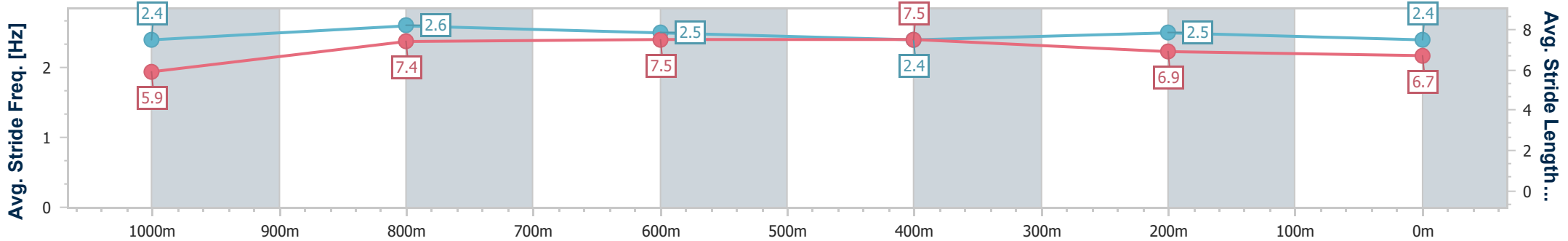
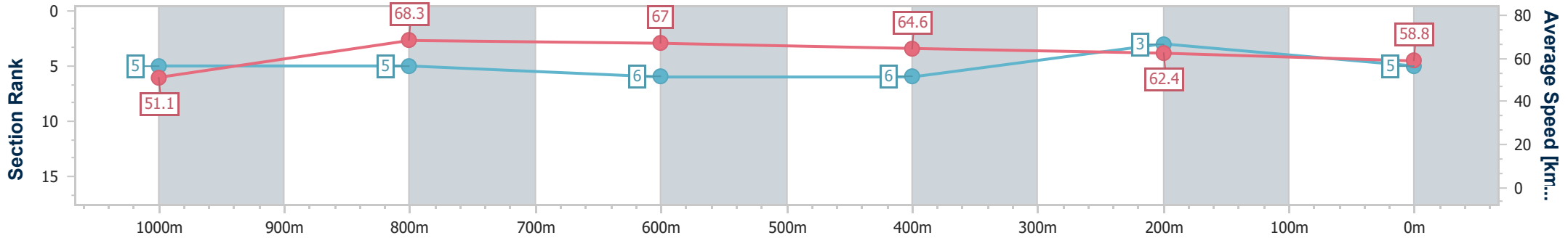
Horse/Jockey Name	Let's Ride
Final Rank	5
Fastest Section Time (Section)	0:10.82 (800m)
Top Speed [km/h] (Section)	69.3 (1000m)
Race State	Finished



Townsville QLD Professional
 Race 8: NEXT RACE MEETING FRIDAY 22 MARCH
 BENCHMARK 60 Handicap - 1200m
 15 March 2024 - 17:22
 Track Rating: Soft 5, Weather: Fine, Rail Position: +2m 1000m-
 W/Post; +0.5m Remainder



Section	Overall	1000m	800m	600m	400m	200m								
Section Times	1:10.61 [5] (0:14.22)	0:56.39 [5] (0:10.95)	0:45.44 [5] (0:10.82)	0:34.62 [6] (0:10.91)	0:23.71 [6] (0:11.46)	0:12.25 [3] (0:12.25)								
Average Speed [km/h]	51.1	68.3	67.0	64.6	62.4	58.8								
Top Speed [km/h]	67.4	69.3	67.7	67.1	63.5	63.1								
Avg. Dist. to Rail [m]	15.0	7.6	2.2	4.5	1.7	4.1								
Avg. Stride Freq. [Hz]	2.4	2.6	2.5	2.4	2.5	2.4								
Avg. Stride Length [m]	5.9	7.4	7.5	7.5	6.9	6.7								



- [] Ranking at each section and finish
- .-.- No data available at this section
- NA No data available



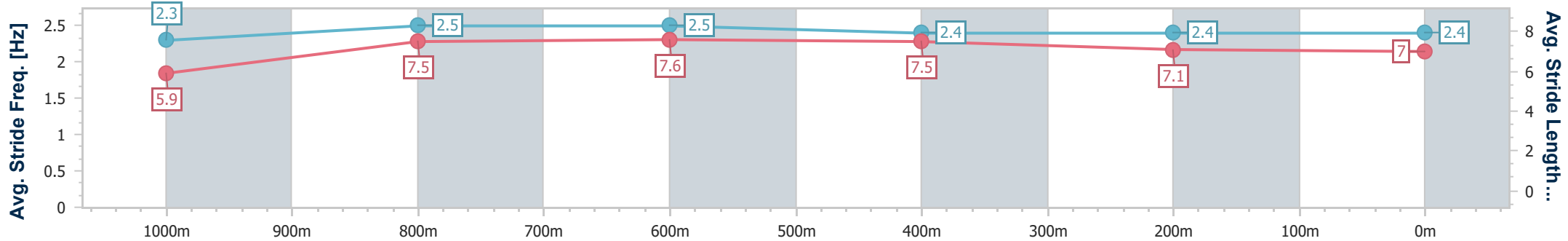
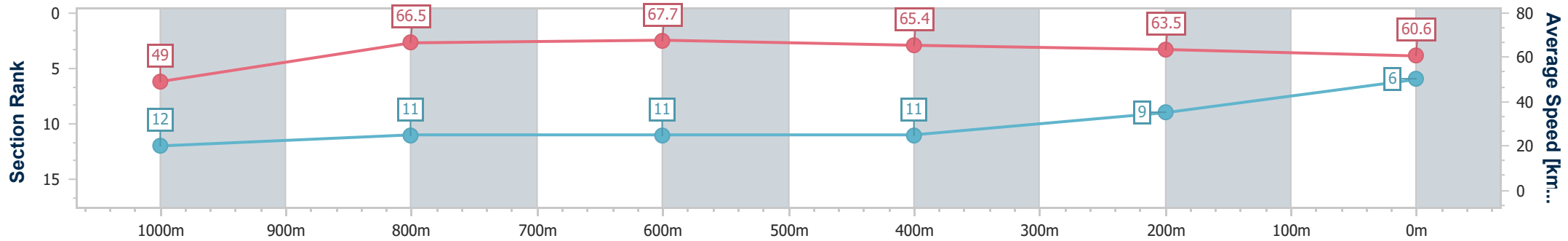
Horse/Jockey Name	Lighthouse Lad
Final Rank	6
Fastest Section Time (Section)	0:10.67 (800m)
Top Speed [km/h] (Section)	68.2 (800m)
Race State	Finished



Townsville QLD Professional
 Race 8: NEXT RACE MEETING FRIDAY 22 MARCH
 BENCHMARK 60 Handicap - 1200m
 15 March 2024 - 17:22
 Track Rating: Soft 5, Weather: Fine, Rail Position: +2m 1000m-
 W/Post; +0.5m Remainder



Section	Overall	1000m	800m	600m	400m	200m
Section Times	1:10.66 [6] (0:14.88)	0:55.78 [12] (0:10.97)	0:44.81 [11] (0:10.67)	0:34.14 [11] (0:10.93)	0:23.21 [11] (0:11.34)	0:11.87 [9] (0:11.87)
Average Speed [km/h]	49.0	66.5	67.7	65.4	63.5	60.6
Top Speed [km/h]	66.8	67.8	68.2	66.8	66.9	63.0
Avg. Dist. to Rail [m]	11.6	3.7	1.1	1.6	3.1	4.5
Avg. Stride Freq. [Hz]	2.3	2.5	2.5	2.4	2.4	2.4
Avg. Stride Length [m]	5.9	7.5	7.6	7.5	7.1	7.0



- [] Ranking at each section and finish
- .-.- No data available at this section
- NA No data available



Horse/Jockey Name	Count Of Carford
Final Rank	7
Fastest Section Time (Section)	0:10.79 (800m)
Top Speed [km/h] (Section)	69.2 (1000m)
Race State	Finished



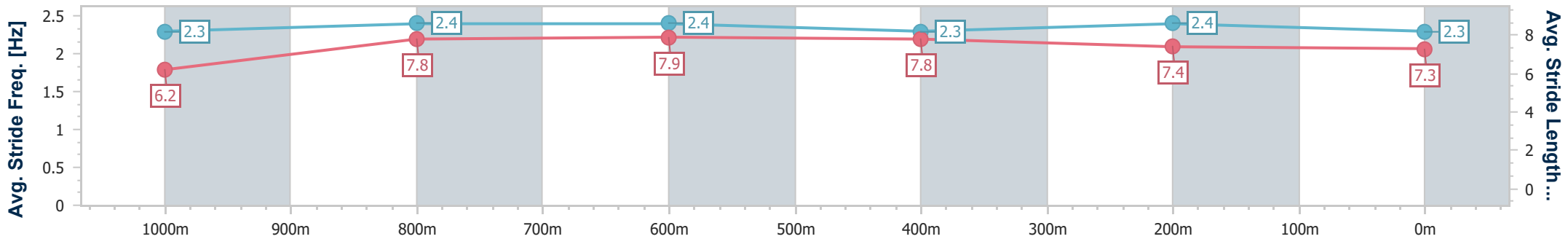
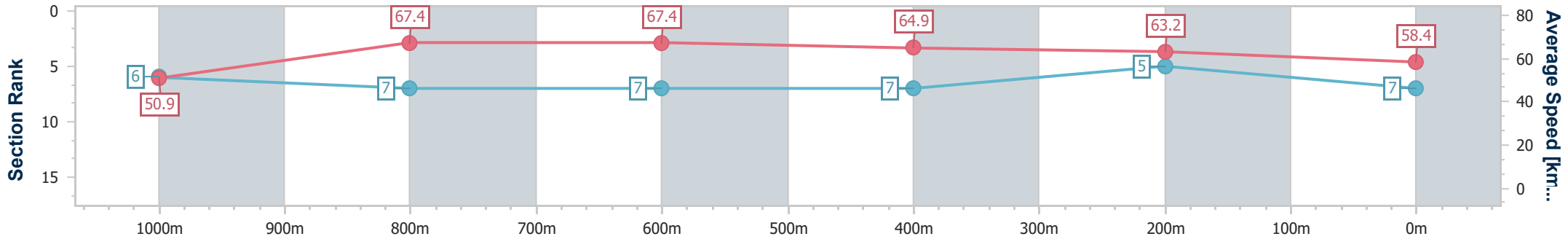
Townsville QLD Professional
Race 8: NEXT RACE MEETING FRIDAY 22 MARCH
BENCHMARK 60 Handicap - 1200m



15 March 2024 - 17:22

Track Rating: Soft 5, Weather: Fine, Rail Position: +2m 1000m-
W/Post; +0.5m Remainder

Section	Overall	1000m	800m	600m	400m	200m
Section Times	1:10.84 [7] (0:14.29)	0:56.55 [6] (0:10.91)	0:45.64 [7] (0:10.79)	0:34.85 [7] (0:11.07)	0:23.78 [7] (0:11.44)	0:12.34 [5] (0:12.34)
Average Speed [km/h]	50.9	67.4	67.4	64.9	63.2	58.4
Top Speed [km/h]	66.6	69.2	67.9	67.0	63.7	62.3
Avg. Dist. to Rail [m]	12.4	5.0	2.2	0.8	3.0	7.5
Avg. Stride Freq. [Hz]	2.3	2.4	2.4	2.3	2.4	2.3
Avg. Stride Length [m]	6.2	7.8	7.9	7.8	7.4	7.3



- [] Ranking at each section and finish
- .-.- No data available at this section
- NA No data available



Horse/Jockey Name	Better Days Ahead
Final Rank	8
Fastest Section Time (Section)	0:10.63 (1000m)
Top Speed [km/h] (Section)	70.6 (1000m)
Race State	Finished



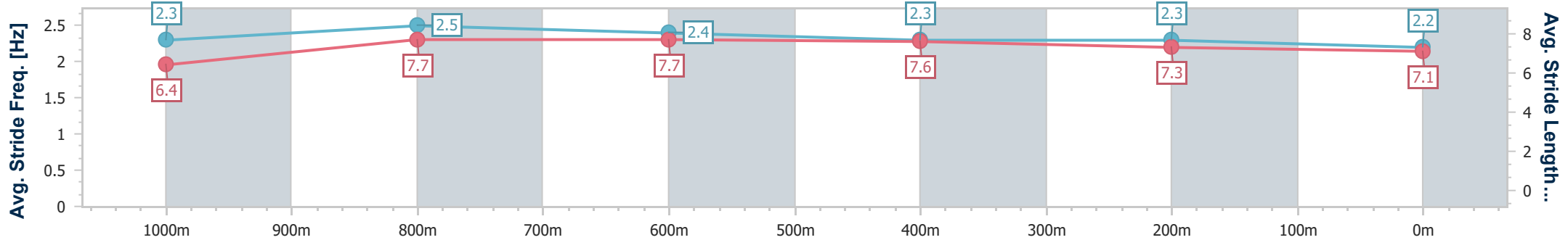
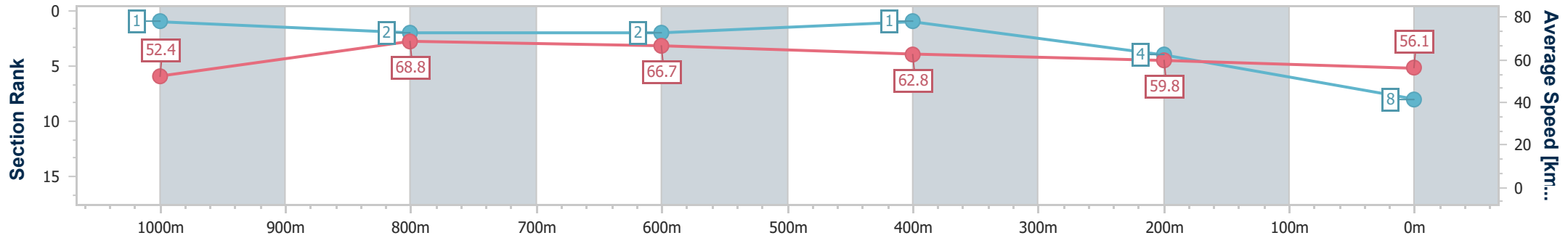
Townsville QLD Professional
Race 8: NEXT RACE MEETING FRIDAY 22 MARCH
BENCHMARK 60 Handicap - 1200m



15 March 2024 - 17:22

Track Rating: Soft 5, Weather: Fine, Rail Position: +2m 1000m-
W/Post; +0.5m Remainder

Section	Overall	1000m	800m	600m	400m	200m
Section Times	1:11.34 [8] (0:13.81)	0:57.53 [1] (0:10.63)	0:46.90 [2] (0:10.79)	0:36.11 [2] (0:11.30)	0:24.81 [1] (0:11.97)	0:12.84 [4] (0:12.84)
Average Speed [km/h]	52.4	68.8	66.7	62.8	59.8	56.1
Top Speed [km/h]	67.8	70.6	69.2	65.4	60.8	59.0
Avg. Dist. to Rail [m]	5.0	3.3	1.3	2.8	1.7	1.4
Avg. Stride Freq. [Hz]	2.3	2.5	2.4	2.3	2.3	2.2
Avg. Stride Length [m]	6.4	7.7	7.7	7.6	7.3	7.1



- [] Ranking at each section and finish
- .-.- No data available at this section
- NA No data available



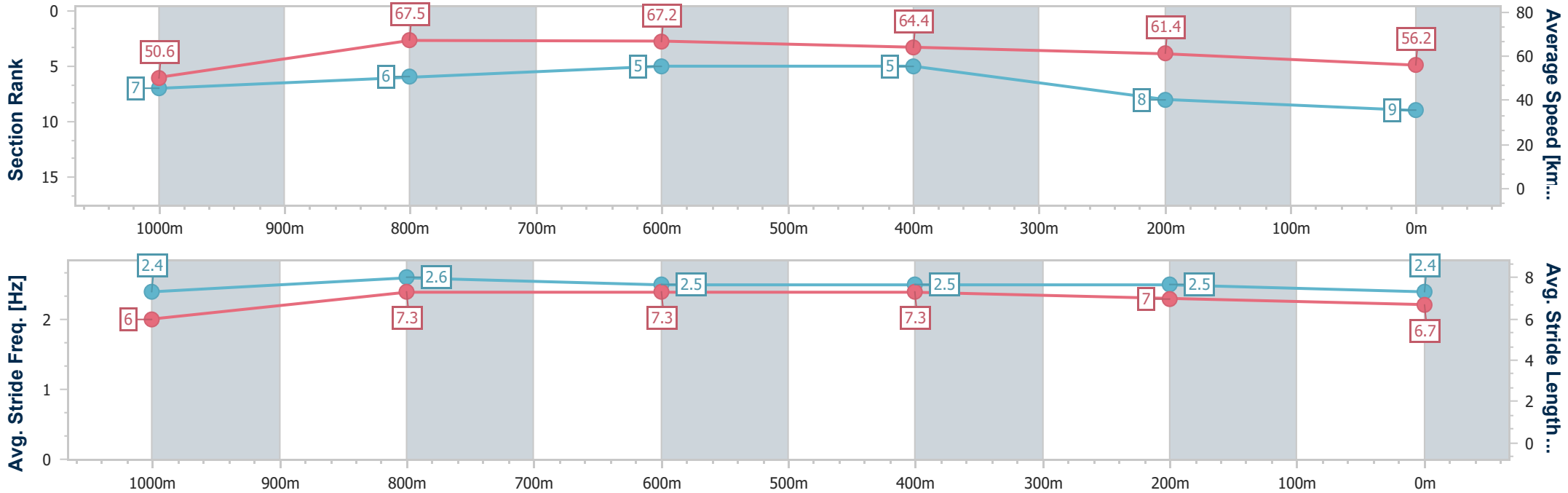
Horse/Jockey Name	Lighthheadedness
Final Rank	9
Fastest Section Time (Section)	0:10.69 (800m)
Top Speed [km/h] (Section)	68.6 (1000m)
Race State	Finished



Townsville QLD Professional
 Race 8: NEXT RACE MEETING FRIDAY 22 MARCH
 BENCHMARK 60 Handicap - 1200m
 15 March 2024 - 17:22
 Track Rating: Soft 5, Weather: Fine, Rail Position: +2m 1000m-
 W/Post; +0.5m Remainder



Section	Overall	1000m	800m	600m	400m	200m								
Section Times	1:11.40 [9] (0:14.32)	0:57.08 [7] (0:10.85)	0:46.23 [6] (0:10.69)	0:35.54 [5] (0:11.03)	0:24.51 [5] (0:11.70)	0:12.81 [8] (0:12.81)								
Average Speed [km/h]	50.6	67.5	67.2	64.4	61.4	56.2								
Top Speed [km/h]	66.7	68.6	67.8	66.2	62.0	60.5								
Avg. Dist. to Rail [m]	9.2	3.1	1.2	2.6	1.3	2.5								
Avg. Stride Freq. [Hz]	2.4	2.6	2.5	2.5	2.5	2.4								
Avg. Stride Length [m]	6.0	7.3	7.3	7.3	7.0	6.7								



- [] Ranking at each section and finish
- .-.- No data available at this section
- NA No data available



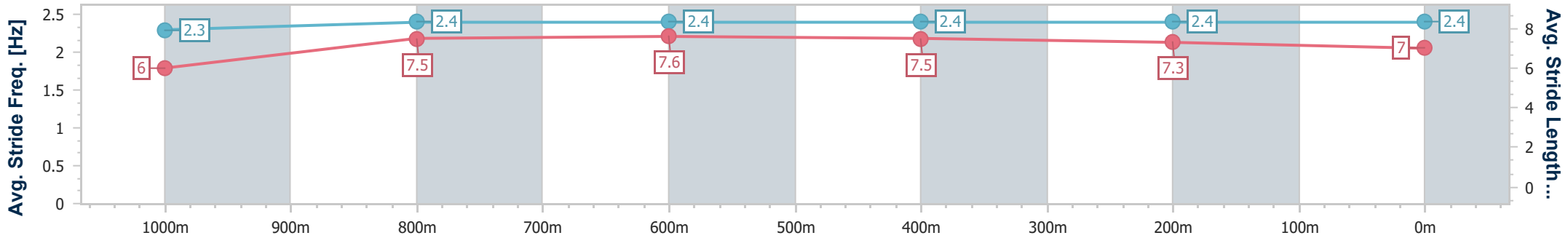
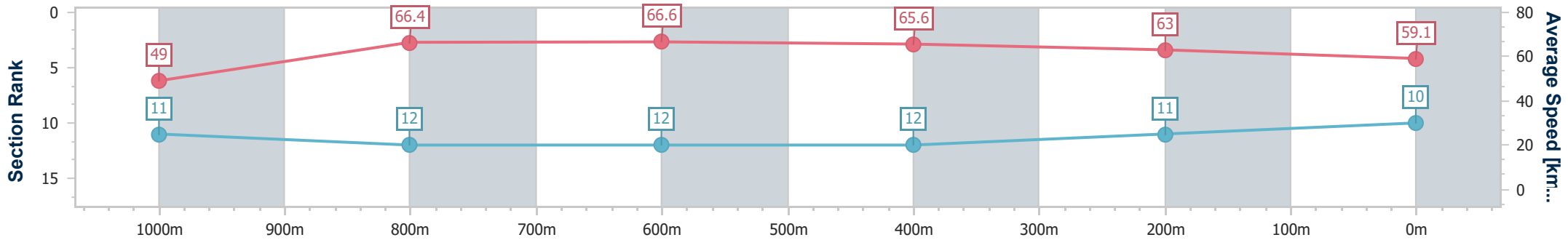
Horse/Jockey Name	Ginasue
Final Rank	10
Fastest Section Time (Section)	0:10.90 (800m)
Top Speed [km/h] (Section)	68.0 (800m)
Race State	Finished



Townsville QLD Professional
Race 8: NEXT RACE MEETING FRIDAY 22 MARCH
BENCHMARK 60 Handicap - 1200m
15 March 2024 - 17:22
**Track Rating: Soft 5, Weather: Fine, Rail Position: +2m 1000m-
 W/Post; +0.5m Remainder**



Section	Overall	1000m	800m	600m	400m	200m								
Section Times	1:11.42 [10] (0:14.88)	0:56.54 [11] (0:11.08)	0:45.46 [12] (0:10.90)	0:34.56 [12] (0:10.92)	0:23.64 [12] (0:11.42)	0:12.22 [11] (0:12.22)								
Average Speed [km/h]	49.0	66.4	66.6	65.6	63.0	59.1								
Top Speed [km/h]	65.4	67.4	68.0	66.7	64.3	61.6								
Avg. Dist. to Rail [m]	13.8	4.8	1.9	1.1	1.8	5.4								
Avg. Stride Freq. [Hz]	2.3	2.4	2.4	2.4	2.4	2.4								
Avg. Stride Length [m]	6.0	7.5	7.6	7.5	7.3	7.0								



- [] Ranking at each section and finish
- .-.- No data available at this section
- NA No data available



Horse/Jockey Name	Imposing Beau
Final Rank	11
Fastest Section Time (Section)	0:10.80 (800m)
Top Speed [km/h] (Section)	68.2 (1000m)
Race State	Finished



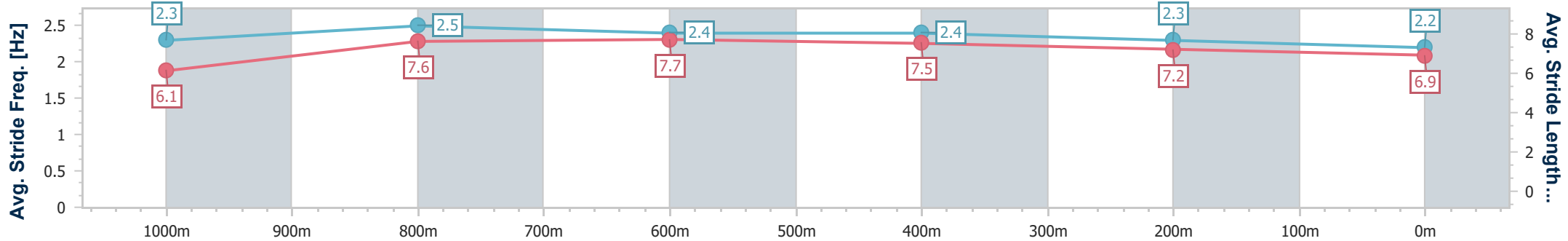
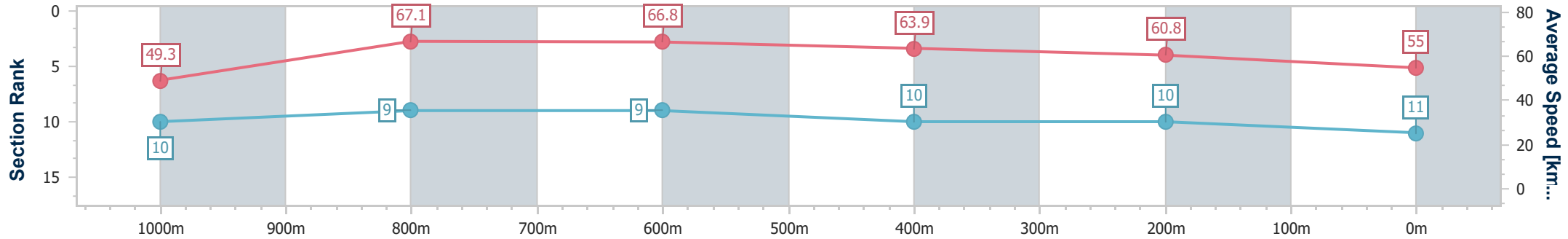
Townsville QLD Professional
Race 8: NEXT RACE MEETING FRIDAY 22 MARCH
BENCHMARK 60 Handicap - 1200m



15 March 2024 - 17:22

Track Rating: Soft 5, Weather: Fine, Rail Position: +2m 1000m-
W/Post; +0.5m Remainder

Section	Overall	1000m	800m	600m	400m	200m								
Section Times	1:12.26 [11] (0:14.70)	0:57.56 [10] (0:10.81)	0:46.75 [9] (0:10.80)	0:35.95 [9] (0:11.08)	0:24.87 [10] (0:11.81)	0:13.06 [10]								
Average Speed [km/h]	49.3	67.1	66.8	63.9	60.8	55.0								
Top Speed [km/h]	67.1	68.2	67.6	65.4	63.0	58.4								
Avg. Dist. to Rail [m]	9.5	2.3	1.3	2.7	1.8	1.1								
Avg. Stride Freq. [Hz]	2.3	2.5	2.4	2.4	2.3	2.2								
Avg. Stride Length [m]	6.1	7.6	7.7	7.5	7.2	6.9								



- [] Ranking at each section and finish
- .-.- No data available at this section
- NA No data available



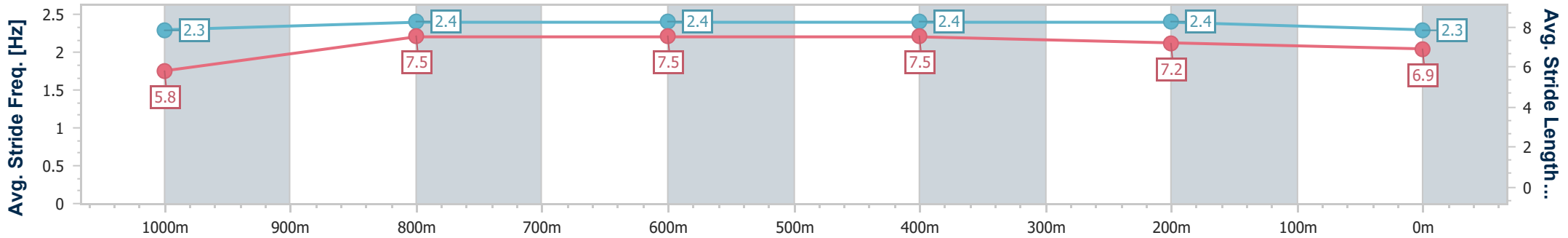
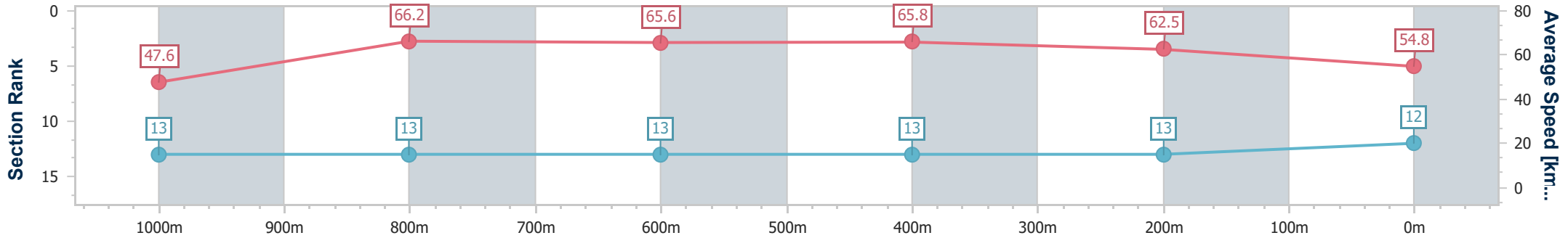
Horse/Jockey Name	Another Dimension
Final Rank	12
Fastest Section Time (Section)	0:10.83 (600m)
Top Speed [km/h] (Section)	68.0 (1000m)
Race State	Finished



Townsville QLD Professional
Race 8: NEXT RACE MEETING FRIDAY 22 MARCH
BENCHMARK 60 Handicap - 1200m
15 March 2024 - 17:22
Track Rating: Soft 5, Weather: Fine, Rail Position: +2m 1000m-
W/Post; +0.5m Remainder



Section	Overall	1000m	800m	600m	400m	200m
Section Times	1:12.71 [12] (0:15.21)	0:57.50 [13] (0:11.04)	0:46.46 [13] (0:11.03)	0:35.43 [13] (0:10.83)	0:24.60 [13] (0:11.46)	0:13.14 [13] (0:13.14)
Average Speed [km/h]	47.6	66.2	65.6	65.8	62.5	54.8
Top Speed [km/h]	64.6	68.0	67.1	66.9	64.7	61.7
Avg. Dist. to Rail [m]	7.2	2.7	1.3	2.0	1.2	3.7
Avg. Stride Freq. [Hz]	2.3	2.4	2.4	2.4	2.4	2.3
Avg. Stride Length [m]	5.8	7.5	7.5	7.5	7.2	6.9



- [] Ranking at each section and finish
- .-.- No data available at this section
- NA No data available



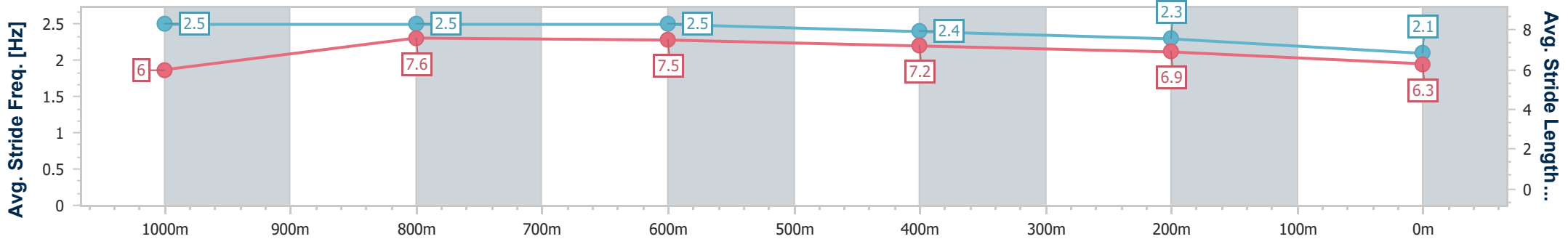
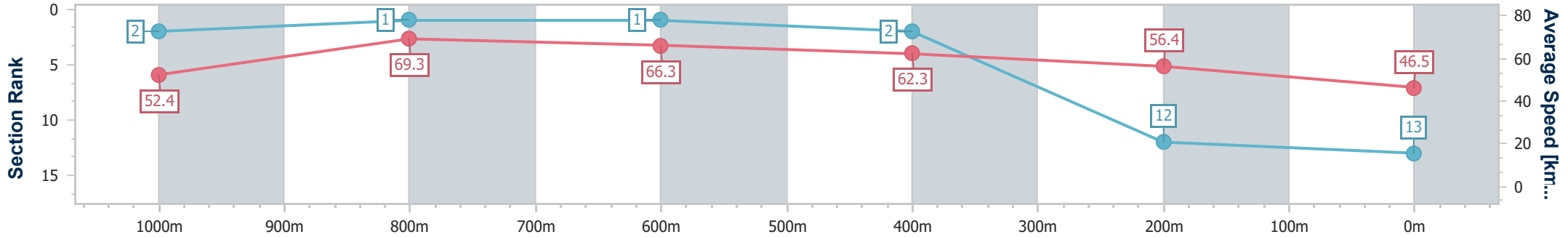
Horse/Jockey Name	No Love Lost
Final Rank	13
Fastest Section Time (Section)	0:10.55 (1000m)
Top Speed [km/h] (Section)	70.1 (1000m)
Race State	Finished



Townsville QLD Professional
 Race 8: NEXT RACE MEETING FRIDAY 22 MARCH
 BENCHMARK 60 Handicap - 1200m
 15 March 2024 - 17:22
 Track Rating: Soft 5, Weather: Fine, Rail Position: +2m 1000m-
 W/Post; +0.5m Remainder



Section	Overall	1000m	800m	600m	400m	200m
Section Times	1:14.88 [13] (0:13.84)	1:01.04 [2] (0:10.55)	0:50.49 [1] (0:10.82)	0:39.67 [1] (0:11.44)	0:28.23 [2] (0:12.73)	0:15.50 [12] (0:15.50)
Average Speed [km/h]	52.4	69.3	66.3	62.3	56.4	46.5
Top Speed [km/h]	68.6	70.1	69.4	63.9	60.0	53.7
Avg. Dist. to Rail [m]	7.6	3.4	1.5	2.3	1.6	5.1
Avg. Stride Freq. [Hz]	2.5	2.5	2.5	2.4	2.3	2.1
Avg. Stride Length [m]	6.0	7.6	7.5	7.2	6.9	6.3



- [] Ranking at each section and finish
- .-.- No data available at this section
- NA No data available