



# Townsville QLD Professional

## Race 6: VALE JOHN LYONS OPEN Handicap - 1000m



15 March 2024 - 16:03

Track Rating: Soft 5, Weather: Fine, Rail Position: +2m 1000m-W/Post; +0.5m Remainder

Section		Overall						Last 600m			
Field Times		0:55.57	0:42.24	0:32.26	0:22.03	0:11.41	0:32.26				
		(0:13.33)	(0:09.98)	(0:10.23)	(0:10.62)	(0:11.41)					
Rank	TAB Horse/Jockey	Barrier	Top Speed [km/h]	Fastest Section	800m	600m	400m	200m	Margin	Distance Travelled [m]	
1	5 HURTLE Lacey Morrison	5	73.5 800m	0:09.92 800m	0:55.57 [1] (0:13.41)	0:42.16 [3] (0:09.92)	0:32.24 [2] (0:10.21)	0:22.03 [1] (0:10.67)	0:11.36 [2] (0:11.36)	0:55.57	0:32.24
2	3 YES DREAM Ryan Wiggins	3	73.9 800m	0:10.00 800m	0:55.63 [2] (0:13.33)	0:42.30 [1] (0:10.00)	0:32.30 [2] (0:10.25)	0:22.05 [2] (0:10.58)	0:11.47 [1] (0:11.47)	0.06L	0:32.30 +9
3	1 BOLD TYPE Jason Taylor	1	71.2 800m	0:10.24 800m	0:55.87 [3] (0:13.49)	0:42.38 [5] (0:10.24)	0:32.14 [5] (0:10.34)	0:21.80 [5] (0:10.64)	0:11.16 [4] (0:11.16)	0.24L	0:32.14 +6
4	4 GO GETABOY Tessa Townsend	4	72.0 800m	0:10.20 800m	0:55.98 [4] (0:13.43)	0:42.55 [4] (0:10.20)	0:32.35 [4] (0:10.36)	0:21.99 [4] (0:10.78)	0:11.21 [5] (0:11.21)	0.11L	0:32.35 +5
5	2 AHWAHNEECHIE Gabrielle Semmens	2	72.8 800m	0:09.97 800m	0:56.29 [5] (0:13.34)	0:42.95 [2] (0:09.97)	0:32.98 [1] (0:10.41)	0:22.57 [3] (0:10.89)	0:11.68 [3] (0:11.68)	0.31L	0:32.98 +6
6	8 DON'T TELL LEEANNE Nathan Thomas	8	71.4 800m	0:10.23 800m	0:56.41 [6] (0:13.73)	0:42.68 [7] (0:10.23)	0:32.45 [8] (0:10.32)	0:22.13 [7] (0:10.83)	0:11.30 [6] (0:11.30)	0.12L	0:32.45 +5
7	6 THATFEELSBETTER Adam Sewell	6	71.5 800m	0:10.15 800m	0:57.08 [7] (0:13.78)	0:43.30 [8] (0:10.15)	0:33.15 [7] (0:10.43)	0:22.72 [8] (0:10.84)	0:11.88 [8] (0:11.88)	0.67L	0:33.15 +4
8	7 BAY OF BENGAL Adrian Layt	7	71.3 800m	0:10.16 800m	0:57.17 [8] (0:13.70)	0:43.47 [6] (0:10.16)	0:33.31 [6] (0:10.36)	0:22.95 [6] (0:10.90)	0:12.05 [7] (0:12.05)	0.09L	0:33.31 +0

[ ] Ranking at each section and finish  
 -:-:- No data available at this section  
 NA No data available

SCN Saddle cloth number  
 DNF Did not finish  
 DNT Did not track



Horse/Jockey Name	Hurtle
Final Rank	1
Fastest Section Time (Section)	0:09.92 (800m)
Top Speed [km/h] (Section)	73.5 (800m)
Race State	Finished



### Townsville QLD Professional

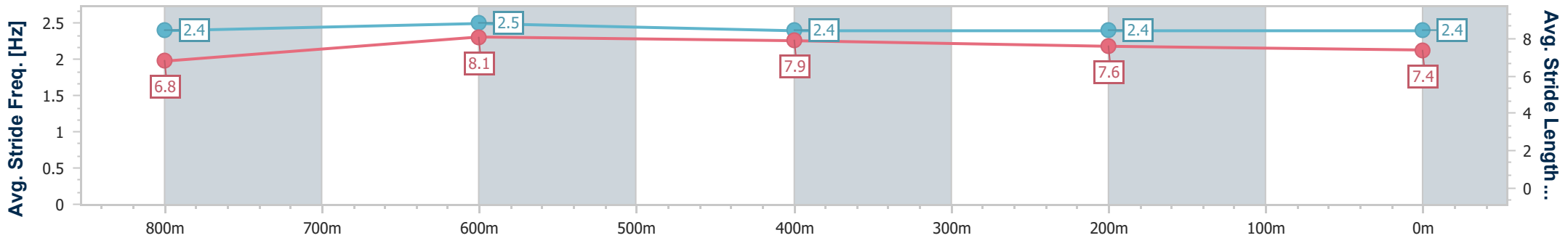
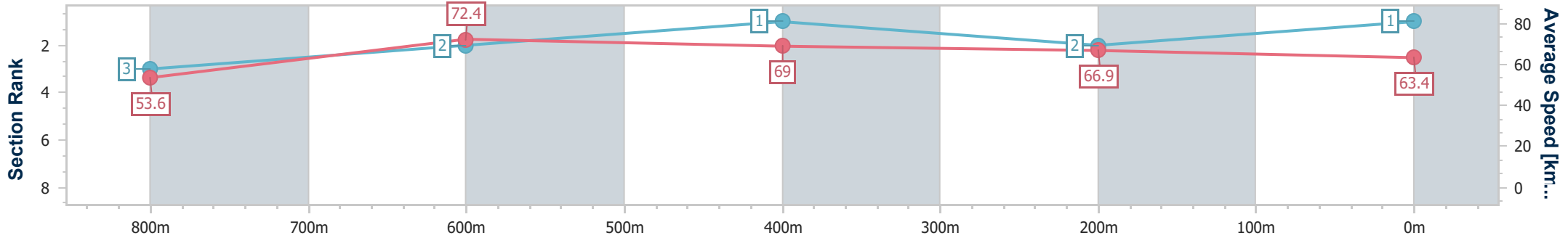
Race 6: VALE JOHN LYONS OPEN Handicap - 1000m

15 March 2024 - 16:03

Track Rating: Soft 5, Weather: Fine, Rail Position: +2m 1000m-  
W/Post; +0.5m Remainder



Section	Overall	800m	600m	400m	200m
Section Times	0:55.57 [1] (0:13.41)	0:42.16 [3] (0:09.92)	0:32.24 [2] (0:10.21)	0:22.03 [1] (0:10.67)	0:11.36 [2] (0:11.36)
Average Speed [km/h]	53.6	72.4	69.0	66.9	63.4
Top Speed [km/h]	70.3	73.5	71.3	68.0	66.4
Avg. Dist. to Rail [m]	0.6	1.6	4.0	3.0	1.1
Avg. Stride Freq. [Hz]	2.4	2.5	2.4	2.4	2.4
Avg. Stride Length [m]	6.8	8.1	7.9	7.6	7.4



- [ ] Ranking at each section and finish
- .-.- No data available at this section
- NA No data available



Horse/Jockey Name	Yes Dream
Final Rank	2
Fastest Section Time (Section)	0:10.00 (800m)
Top Speed [km/h] (Section)	73.9 (800m)
Race State	Finished



### Townsville QLD Professional

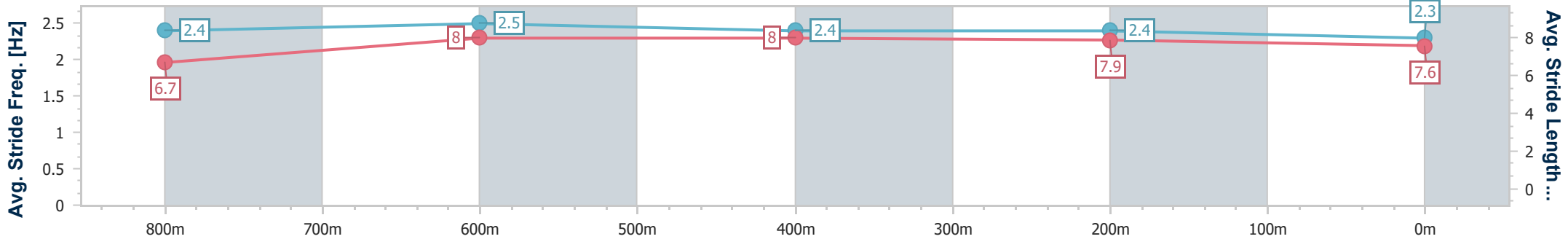
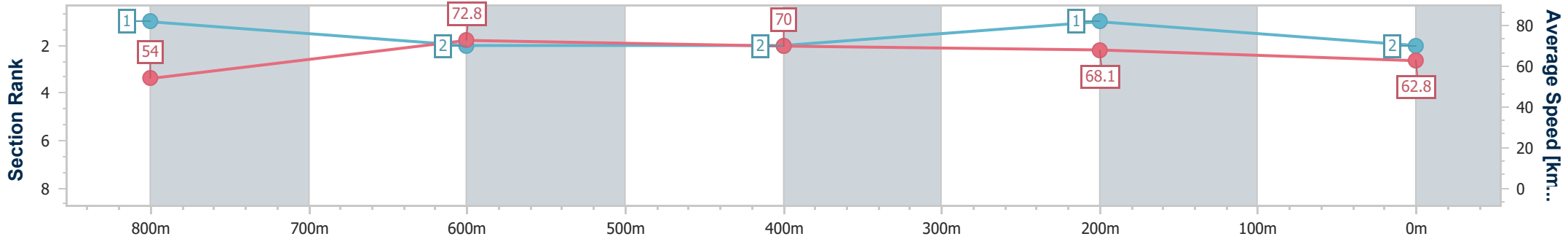
Race 6: VALE JOHN LYONS OPEN Handicap - 1000m

15 March 2024 - 16:03

Track Rating: Soft 5, Weather: Fine, Rail Position: +2m 1000m-  
W/Post; +0.5m Remainder



Section	Overall	800m	600m	400m	200m
Section Times	0:55.63 [2] (0:13.33)	0:42.30 [1] (0:10.00)	0:32.30 [2] (0:10.25)	0:22.05 [2] (0:10.58)	0:11.47 [1] (0:11.47)
Average Speed [km/h]	54.0	72.8	70.0	68.1	62.8
Top Speed [km/h]	72.7	73.9	71.9	69.4	66.9
Avg. Dist. to Rail [m]	3.4	2.5	0.4	0.8	3.8
Avg. Stride Freq. [Hz]	2.4	2.5	2.4	2.4	2.3
Avg. Stride Length [m]	6.7	8.0	8.0	7.9	7.6



- [ ] Ranking at each section and finish
- .-.- No data available at this section
- NA No data available



Horse/Jockey Name	Bold Type
Final Rank	3
Fastest Section Time (Section)	0:10.24 (800m)
Top Speed [km/h] (Section)	71.2 (800m)
Race State	Finished



### Townsville QLD Professional

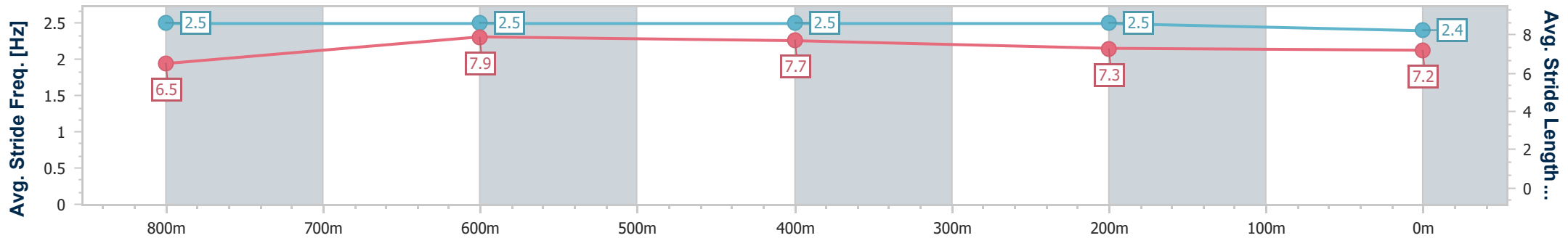
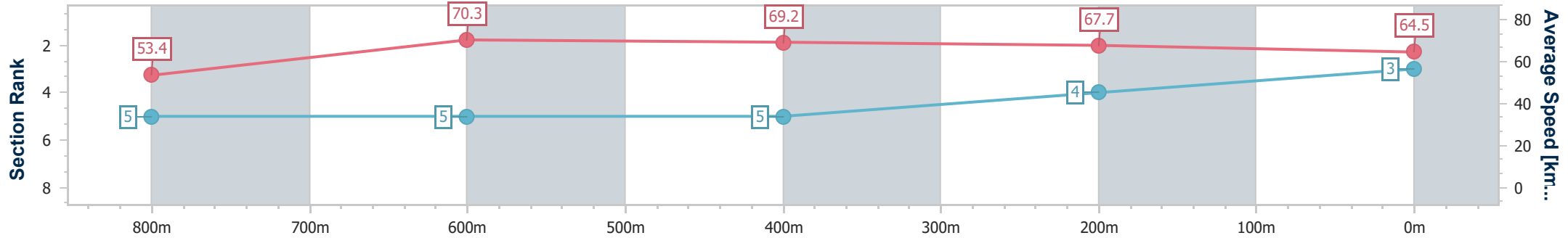
Race 6: VALE JOHN LYONS OPEN Handicap - 1000m

15 March 2024 - 16:03

Track Rating: Soft 5, Weather: Fine, Rail Position: +2m 1000m-  
W/Post; +0.5m Remainder



Section	Overall	800m	600m	400m	200m
Section Times	0:55.87 [3] (0:13.49)	0:42.38 [5] (0:10.24)	0:32.14 [5] (0:10.34)	0:21.80 [5] (0:10.64)	0:11.16 [4] (0:11.16)
Average Speed [km/h]	53.4	70.3	69.2	67.7	64.5
Top Speed [km/h]	70.8	71.2	70.3	69.1	68.2
Avg. Dist. to Rail [m]	5.1	1.0	1.3	2.4	4.6
Avg. Stride Freq. [Hz]	2.5	2.5	2.5	2.5	2.4
Avg. Stride Length [m]	6.5	7.9	7.7	7.3	7.2



- [ ] Ranking at each section and finish
- .-.- No data available at this section
- NA No data available



Horse/Jockey Name	Go Getaboy
Final Rank	4
Fastest Section Time (Section)	0:10.20 (800m)
Top Speed [km/h] (Section)	72.0 (800m)
Race State	Finished



Townsville QLD Professional

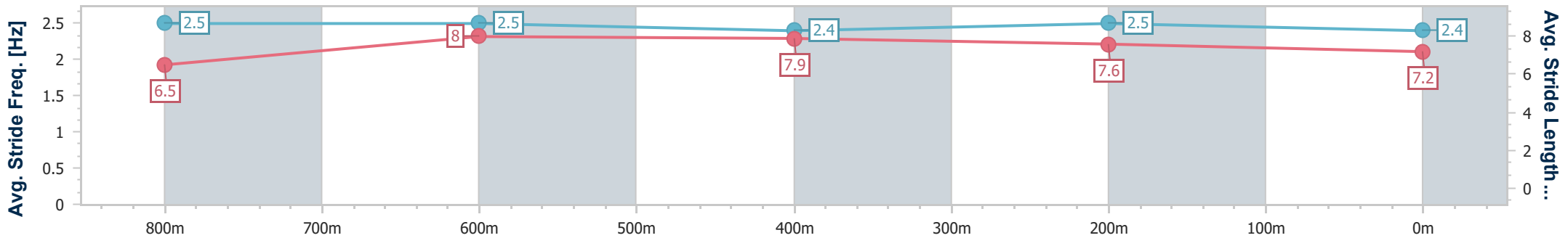
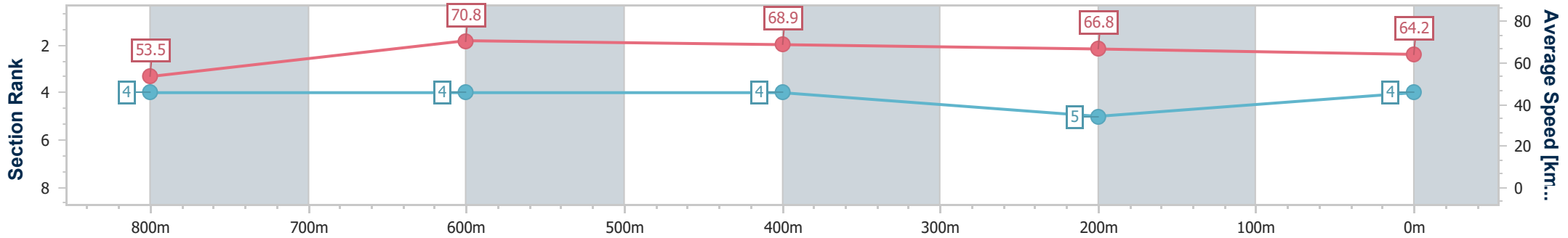
Race 6: VALE JOHN LYONS OPEN Handicap - 1000m

15 March 2024 - 16:03

Track Rating: Soft 5, Weather: Fine, Rail Position: +2m 1000m-  
W/Post; +0.5m Remainder



Section	Overall	800m	600m	400m	200m
Section Times	0:55.98 [4] (0:13.43)	0:42.55 [4] (0:10.20)	0:32.35 [4] (0:10.36)	0:21.99 [4] (0:10.78)	0:11.21 [5] (0:11.21)
Average Speed [km/h]	53.5	70.8	68.9	66.8	64.2
Top Speed [km/h]	71.6	72.0	70.9	67.7	66.5
Avg. Dist. to Rail [m]	2.0	1.0	1.8	1.4	3.0
Avg. Stride Freq. [Hz]	2.5	2.5	2.4	2.5	2.4
Avg. Stride Length [m]	6.5	8.0	7.9	7.6	7.2



- [ ] Ranking at each section and finish
- .-.- No data available at this section
- NA No data available



Horse/Jockey Name	Ahwahneechee
Final Rank	5
Fastest Section Time (Section)	0:09.97 (800m)
Top Speed [km/h] (Section)	72.8 (800m)
Race State	Finished



### Townsville QLD Professional

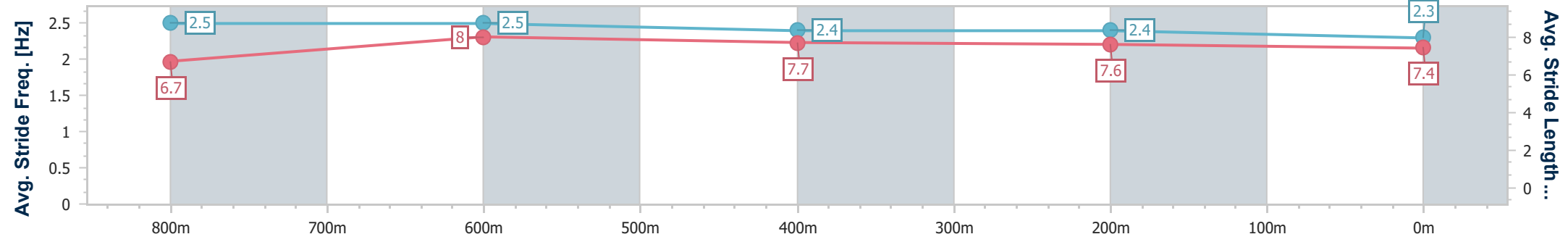
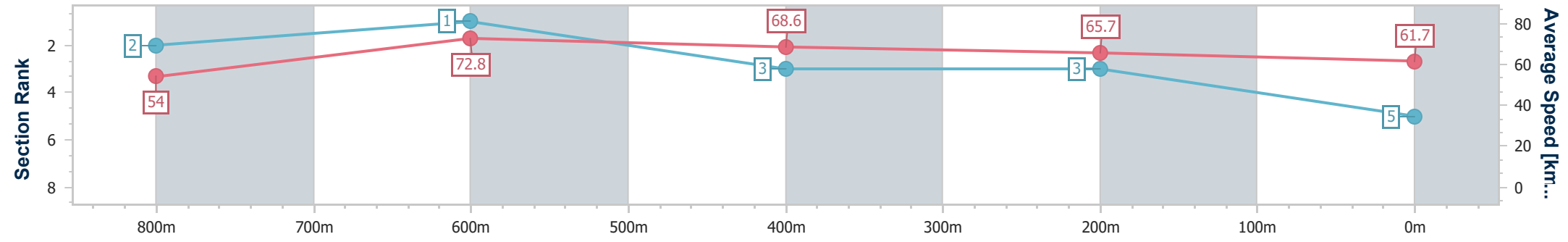
Race 6: VALE JOHN LYONS OPEN Handicap - 1000m

15 March 2024 - 16:03

Track Rating: Soft 5, Weather: Fine, Rail Position: +2m 1000m-  
W/Post; +0.5m Remainder



Section	Overall	800m	600m	400m	200m
Section Times	0:56.29 [5] (0:13.34)	0:42.95 [2] (0:09.97)	0:32.98 [1] (0:10.41)	0:22.57 [3] (0:10.89)	0:11.68 [3] (0:11.68)
Average Speed [km/h]	54.0	72.8	68.6	65.7	61.7
Top Speed [km/h]	72.0	72.8	71.1	67.1	64.2
Avg. Dist. to Rail [m]	4.6	2.1	1.3	1.6	0.6
Avg. Stride Freq. [Hz]	2.5	2.5	2.4	2.4	2.3
Avg. Stride Length [m]	6.7	8.0	7.7	7.6	7.4



- [ ] Ranking at each section and finish
- .-.- No data available at this section
- NA No data available



Horse/Jockey Name	Don't Tell Leanne
Final Rank	6
Fastest Section Time (Section)	0:10.23 (800m)
Top Speed [km/h] (Section)	71.4 (800m)
Race State	Finished



### Townsville QLD Professional

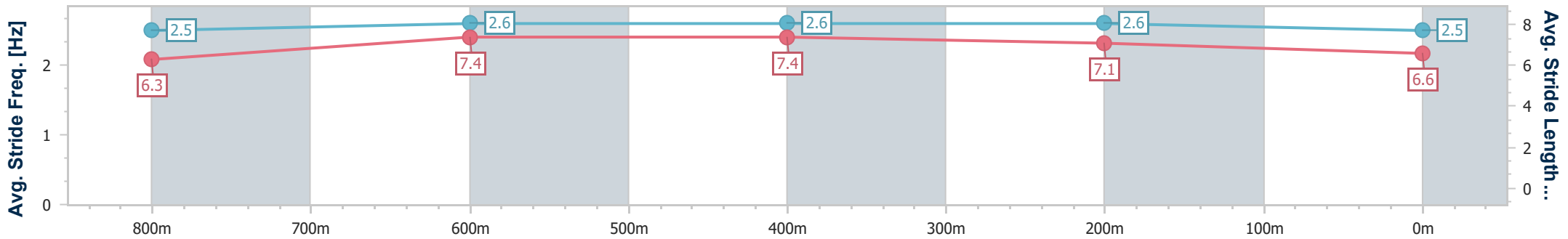
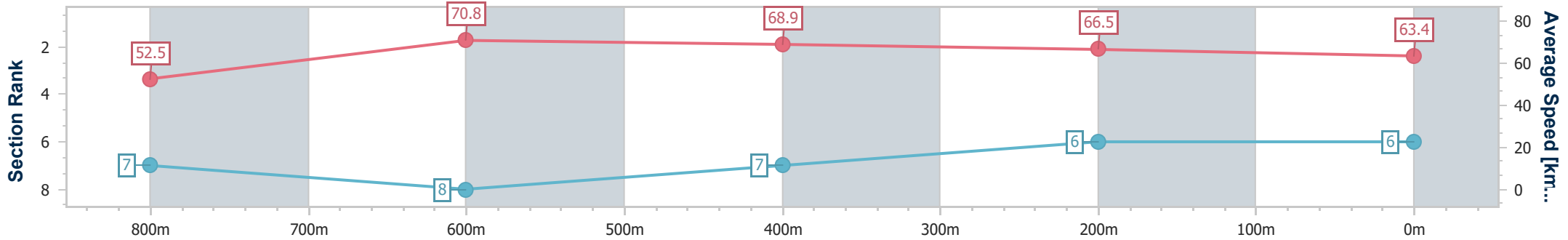
Race 6: VALE JOHN LYONS OPEN Handicap - 1000m

15 March 2024 - 16:03

Track Rating: Soft 5, Weather: Fine, Rail Position: +2m 1000m-W/Post; +0.5m Remainder



Section	Overall	800m	600m	400m	200m
Section Times	0:56.41 [6] (0:13.73)	0:42.68 [7] (0:10.23)	0:32.45 [8] (0:10.32)	0:22.13 [7] (0:10.83)	0:11.30 [6] (0:11.30)
Average Speed [km/h]	52.5	70.8	68.9	66.5	63.4
Top Speed [km/h]	69.2	71.4	69.8	67.0	66.3
Avg. Dist. to Rail [m]	7.4	2.2	2.5	2.2	5.2
Avg. Stride Freq. [Hz]	2.5	2.6	2.6	2.6	2.5
Avg. Stride Length [m]	6.3	7.4	7.4	7.1	6.6



- [ ] Ranking at each section and finish
- .-.- No data available at this section
- NA No data available



Horse/Jockey Name	Thatfeelsbetter
Final Rank	7
Fastest Section Time (Section)	0:10.15 (800m)
Top Speed [km/h] (Section)	71.5 (800m)
Race State	Finished



### Townsville QLD Professional

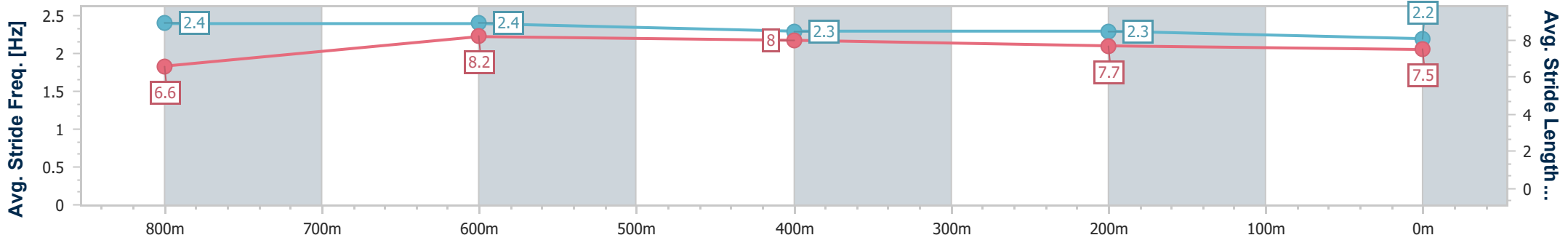
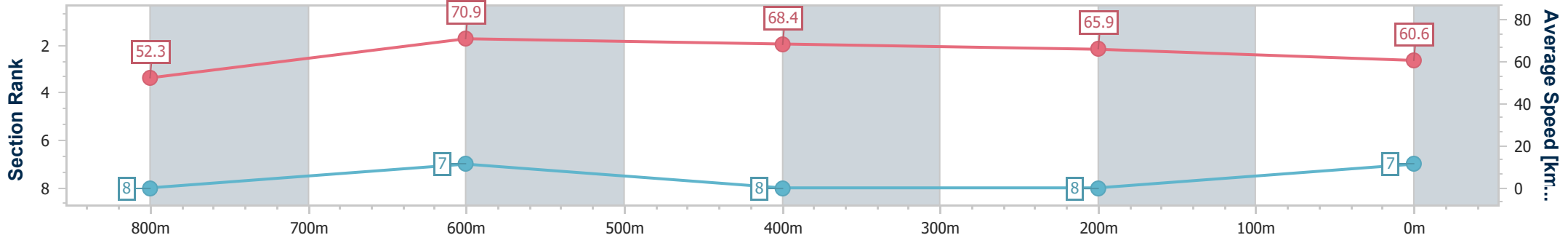
Race 6: VALE JOHN LYONS OPEN Handicap - 1000m

15 March 2024 - 16:03

Track Rating: Soft 5, Weather: Fine, Rail Position: +2m 1000m-  
W/Post; +0.5m Remainder



Section	Overall	800m	600m	400m	200m
Section Times	0:57.08 [7] (0:13.78)	0:43.30 [8] (0:10.15)	0:33.15 [7] (0:10.43)	0:22.72 [8] (0:10.84)	0:11.88 [8] (0:11.88)
Average Speed [km/h]	52.3	70.9	68.4	65.9	60.6
Top Speed [km/h]	69.8	71.5	69.8	67.8	64.6
Avg. Dist. to Rail [m]	2.2	0.9	2.1	1.4	0.9
Avg. Stride Freq. [Hz]	2.4	2.4	2.3	2.3	2.2
Avg. Stride Length [m]	6.6	8.2	8.0	7.7	7.5



- [ ] Ranking at each section and finish
- .-.- No data available at this section
- NA No data available





Horse/Jockey Name	Bay Of Bengal
Final Rank	8
Fastest Section Time (Section)	0:10.16 (800m)
Top Speed [km/h] (Section)	71.3 (800m)
Race State	Finished



### Townsville QLD Professional

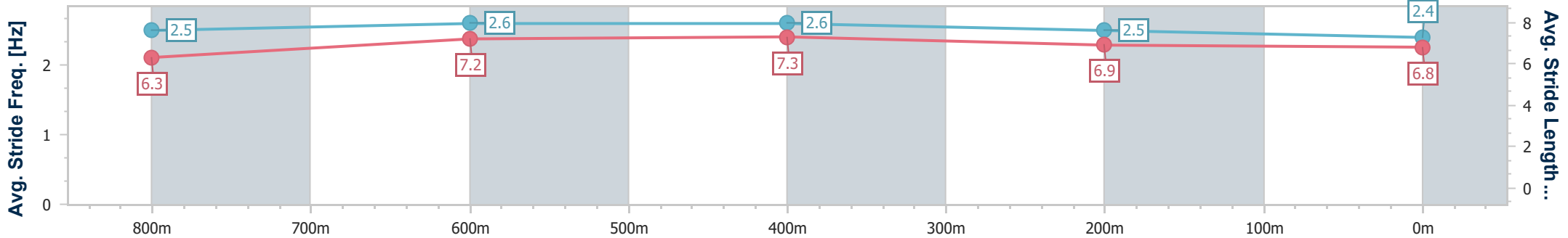
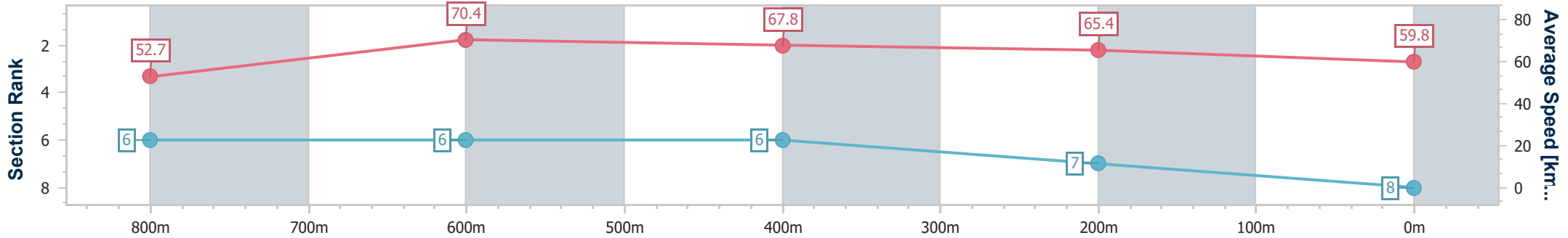
Race 6: VALE JOHN LYONS OPEN Handicap - 1000m

15 March 2024 - 16:03

Track Rating: Soft 5, Weather: Fine, Rail Position: +2m 1000m-  
W/Post; +0.5m Remainder



Section	Overall	800m	600m	400m	200m
Section Times	0:57.17 [8] (0:13.70)	0:43.47 [6] (0:10.16)	0:33.31 [6] (0:10.36)	0:22.95 [6] (0:10.90)	0:12.05 [7] (0:12.05)
Average Speed [km/h]	52.7	70.4	67.8	65.4	59.8
Top Speed [km/h]	71.3	71.3	69.5	66.6	63.1
Avg. Dist. to Rail [m]	4.9	1.9	4.8	4.2	0.7
Avg. Stride Freq. [Hz]	2.5	2.6	2.6	2.5	2.4
Avg. Stride Length [m]	6.3	7.2	7.3	6.9	6.8



- [ ] Ranking at each section and finish
- .-.- No data available at this section
- NA No data available