



Townsville QLD Professional
Race 4: FAMILY RACEDAY SATURDAY 13 APRIL BENCHMARK 65
Handicap - 1609m
15 March 2024 - 14:45



Track Rating: Soft 5, Weather: Fine, Rail Position: +2m 1000m-W/Post; +0.5m Remainder

Section													Overall	1400m	1200m	1000m	800m	600m	400m	Last 600m
Field Times													1:37.39 (0:14.73)	1:22.66 (0:11.57)	1:11.09 (0:12.26)	0:58.83 (0:11.77)	0:47.06 (0:11.47)	0:35.59 (0:11.77)	0:23.82 (0:11.86)	0:35.59
Rank	TAB	Horse/Jockey	Barrier	Top Speed [km/h]	Fastest Section									Distance Travelled [m]						
1	6	MOOLOOLABA Lacey Morrison	6	63.9	0:11.54	1:37.39 [1] (0:14.76)	1:22.63 [2] (0:11.62)	1:11.01 [2] (0:12.32)	0:58.69 [3] (0:11.83)	0:46.86 [3] (0:11.54)	0:35.32 [3] (0:11.73)	0:23.59 [3] (0:11.63)	0:35.32							
2	4	MONASTERY Carl Spry	4	64.3	0:11.48	1:37.41 [2] (0:14.73)	1:22.68 [1] (0:11.57)	1:11.11 [1] (0:12.27)	0:58.84 [2] (0:11.76)	0:47.08 [1] (0:11.48)	0:35.60 [2] (0:11.77)	0:23.83 [2] (0:11.86)	0:35.60	-2						
3	3	TAVISTEEL Jason Taylor	3	64.1	0:11.46	1:37.57 [3] (0:14.78)	1:22.79 [3] (0:11.68)	1:11.11 [3] (0:12.37)	0:58.74 [4] (0:11.96)	0:46.78 [4] (0:11.46)	0:35.32 [4] (0:11.59)	0:23.73 [4] (0:11.64)	0:35.32	+0						
4	1	NEBARAZ Masayuki Abe	1	64.3	0:11.34	1:37.75 [4] (0:15.31)	1:22.44 [7] (0:11.71)	1:10.73 [8] (0:12.18)	0:58.55 [8] (0:11.89)	0:46.66 [7] (0:11.34)	0:35.32 [6] (0:11.47)	0:23.85 [5] (0:11.71)	0:35.32	-4						
5	5	JOE'S GIGGLE Scott Sheargold	5	64.8	0:11.35	1:37.92 [5] (0:15.06)	1:22.86 [4] (0:11.58)	1:11.28 [4] (0:12.46)	0:58.82 [6] (0:12.00)	0:46.82 [8] (0:11.35)	0:35.47 [7] (0:11.57)	0:23.90 [6] (0:11.61)	0:35.47	+2						
6	8	PLUCKERCARN Adam Sewell	8	64.9	0:11.26	1:38.08 [6] (0:15.77)	1:22.31 [9] (0:11.50)	1:10.81 [9] (0:12.22)	0:58.59 [9] (0:11.94)	0:46.65 [9] (0:11.26)	0:35.39 [9] (0:11.60)	0:23.79 [9] (0:11.54)	0:35.39	-1						
7	7	CONQUERING JUDAS Adrian Layt	7	64.6	0:11.53	1:38.14 [7] (0:15.38)	1:22.76 [8] (0:11.53)	1:11.23 [7] (0:12.28)	0:58.95 [7] (0:11.85)	0:47.10 [6] (0:11.53)	0:35.57 [8] (0:11.71)	0:23.86 [8] (0:11.64)	0:35.57	+7						
8	2	MEDAL Frank Edwards	2	64.0	0:11.41	1:38.63 [8] (0:15.08)	1:23.55 [5] (0:11.62)	1:11.93 [5] (0:12.33)	0:59.60 [5] (0:11.88)	0:47.72 [5] (0:11.41)	0:36.31 [5] (0:11.73)	0:24.58 [7] (0:11.95)	0:36.31	+1						
9	9	RUN RAMPANT Amanda Thomson	9	63.6	0:11.45	1:39.05 [9] (0:15.11)	1:23.94 [6] (0:11.73)	1:12.21 [6] (0:11.72)	1:00.49 [1] (0:11.79)	0:48.70 [2] (0:11.45)	0:37.25 [1] (0:11.77)	0:25.48 [1] (0:12.03)	0:37.25	-3						

[] Ranking at each section and finish
 -:-:- No data available at this section
 NA No data available

SCN Saddle cloth number
 DNF Did not finish
 DNT Did not track



Townsville QLD Professional
Race 4: FAMILY RACEDAY SATURDAY 13 APRIL BENCHMARK 65
Handicap - 1609m
15 March 2024 - 14:45



Track Rating: Soft 5, Weather: Fine, Rail Position: +2m 1000m-W/Post; +0.5m Remainder

Section				200m				Last 600m	
Field Times				0:11.96 (0:11.96)				0:35.59	
Rank	TAB	Horse/Jockey	Barrier	Top Speed [km/h]	Fastest Section	Margin			Distance Travelled [m]
1	6	MOOLOOLABA Lacey Morrison	6	63.9 Overall	0:11.54 800m	0:11.96 [1] (0:11.96)	1:37.39		0:35.32
2	4	MONASTERY Carl Spry	4	64.3 1400m	0:11.48 800m	0:11.97 [2] (0:11.97)	0.02L		0:35.60 -2
3	3	TAVISTEEL Jason Taylor	3	64.1 Overall	0:11.46 800m	0:12.09 [3] (0:12.09)	0.16L		0:35.32 +0
4	1	NEBARAZ Masayuki Abe	1	64.3 800m	0:11.34 800m	0:12.14 [5] (0:12.14)	0.18L		0:35.32 -4
5	5	JOE'S GIGGLE Scott Sheargold	5	64.8 800m	0:11.35 800m	0:12.29 [6] (0:12.29)	0.17L		0:35.47 +2
6	8	PLUCKERCARN Adam Sewell	8	64.9 800m	0:11.26 800m	0:12.25 [7] (0:12.25)	0.16L		0:35.39 -1
7	7	CONQUERING JUDAS Adrian Layt	7	64.6 800m	0:11.53 1400m	0:12.22 [8] (0:12.22)	0.06L		0:35.57 +7
8	2	MEDAL Frank Edwards	2	64.0 800m	0:11.41 800m	0:12.63 [9] (0:12.63)	0.49L		0:36.31 +1
9	9	RUN RAMPANT Amanda Thomson	9	63.6 1200m	0:11.45 800m	0:13.45 [4] (0:13.45)	0.42L		0:37.25 -3

[] Ranking at each section and finish
 -:-:- No data available at this section
 NA No data available

SCN Saddle cloth number
 DNF Did not finish
 DNT Did not track



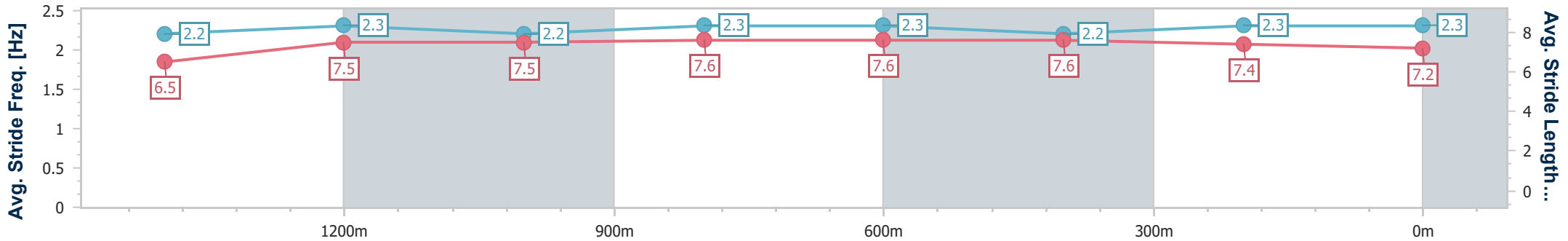
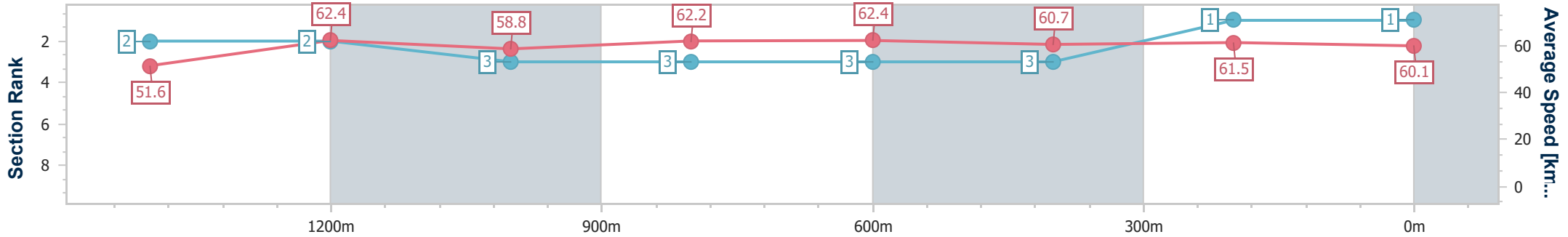
Horse/Jockey Name	Mooloolaba
Final Rank	1
Fastest Section Time (Section)	0:11.54 (800m)
Top Speed [km/h] (Section)	63.9 (Overall)
Race State	Finished



Townsville QLD Professional
 Race 4: FAMILY RACEDAY SATURDAY 13 APRIL BENCHMARK
 65 Handicap - 1609m
 15 March 2024 - 14:45
 Track Rating: Soft 5, Weather: Fine, Rail Position: +2m 1000m-
 W/Post; +0.5m Remainder



Section	Overall	1400m	1200m	1000m	800m	600m	400m	200m						
Section Times	1:37.39 [1] (0:14.76)	1:22.63 [2] (0:11.62)	1:11.01 [2] (0:12.32)	0:58.69 [3] (0:11.83)	0:46.86 [3] (0:11.54)	0:35.32 [3] (0:11.73)	0:23.59 [3] (0:11.63)	0:11.96 [1] (0:11.96)						
Average Speed [km/h]	51.6	62.4	58.8	62.2	62.4	60.7	61.5	60.1						
Top Speed [km/h]	63.9	63.7	61.4	63.2	63.2	61.7	62.6	62.7						
Avg. Dist. to Rail [m]	6.6	2.9	3.9	4.3	1.2	2.7	3.0	0.6						
Avg. Stride Freq. [Hz]	2.2	2.3	2.2	2.3	2.3	2.2	2.3	2.3						
Avg. Stride Length [m]	6.5	7.5	7.5	7.6	7.6	7.6	7.4	7.2						



- [] Ranking at each section and finish
- .-.- No data available at this section
- NA No data available



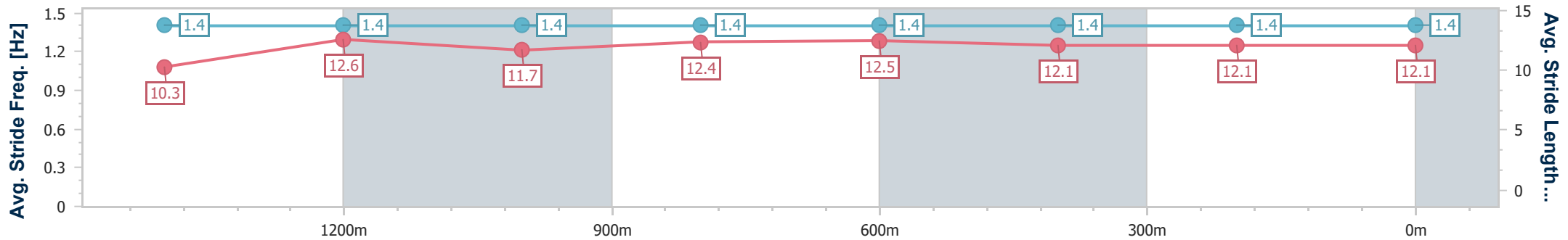
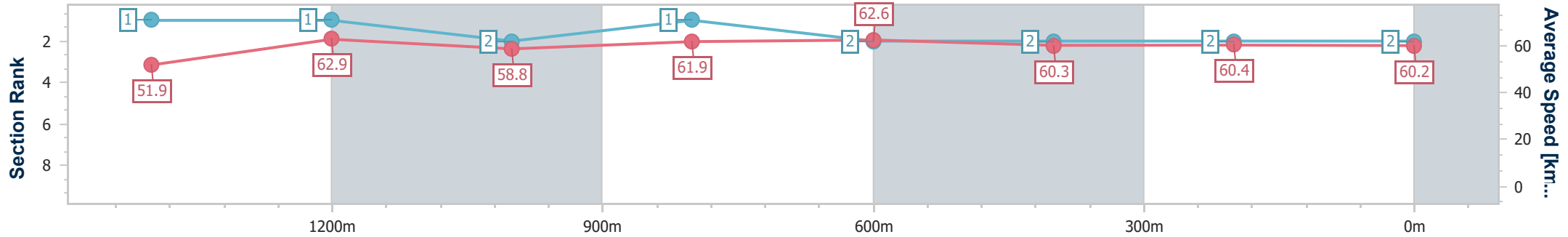
Horse/Jockey Name	Monastery
Final Rank	2
Fastest Section Time (Section)	0:11.48 (800m)
Top Speed [km/h] (Section)	64.3 (1400m)
Race State	Finished



Townsville QLD Professional
 Race 4: FAMILY RACEDAY SATURDAY 13 APRIL BENCHMARK
 65 Handicap - 1609m
 15 March 2024 - 14:45
 Track Rating: Soft 5, Weather: Fine, Rail Position: +2m 1000m-
 W/Post; +0.5m Remainder



Section	Overall	1400m	1200m	1000m	800m	600m	400m	200m						
Section Times	1:37.41 [2] (0:14.73)	1:22.68 [1] (0:11.57)	1:11.11 [1] (0:12.27)	0:58.84 [2] (0:11.76)	0:47.08 [1] (0:11.48)	0:35.60 [2] (0:11.77)	0:23.83 [2] (0:11.86)	0:11.97 [2] (0:11.97)						
Average Speed [km/h]	51.9	62.9	58.8	61.9	62.6	60.3	60.4	60.2						
Top Speed [km/h]	63.3	64.3	61.0	63.1	63.5	62.2	61.5	61.6						
Avg. Dist. to Rail [m]	8.5	2.7	2.7	2.7	1.1	2.8	2.6	1.2						
Avg. Stride Freq. [Hz]	1.4	1.4	1.4	1.4	1.4	1.4	1.4	1.4						
Avg. Stride Length [m]	10.3	12.6	11.7	12.4	12.5	12.1	12.1	12.1						



- [] Ranking at each section and finish
- .-.- No data available at this section
- NA No data available



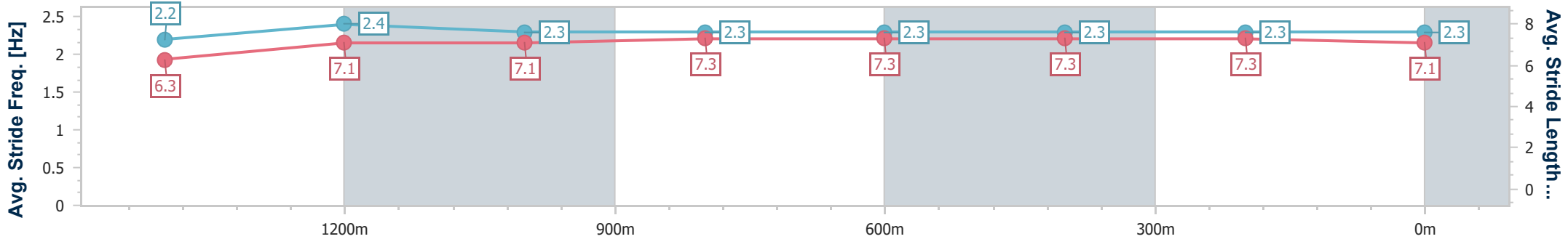
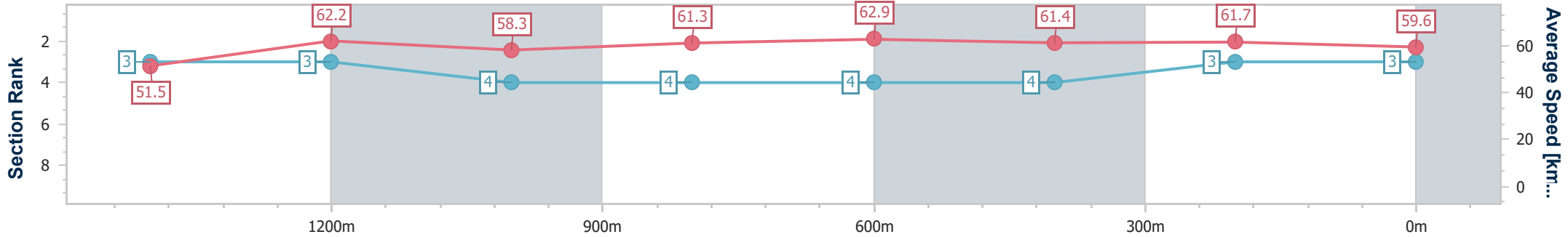
Horse/Jockey Name	Tavistee
Final Rank	3
Fastest Section Time (Section)	0:11.46 (800m)
Top Speed [km/h] (Section)	64.1 (Overall)
Race State	Finished



Townsville QLD Professional
 Race 4: FAMILY RACEDAY SATURDAY 13 APRIL BENCHMARK
 65 Handicap - 1609m
 15 March 2024 - 14:45
 Track Rating: Soft 5, Weather: Fine, Rail Position: +2m 1000m-
 W/Post; +0.5m Remainder



Section	Overall	1400m	1200m	1000m	800m	600m	400m	200m						
Section Times	1:37.57 [3] (0:14.78)	1:22.79 [3] (0:11.68)	1:11.11 [3] (0:12.37)	0:58.74 [4] (0:11.96)	0:46.78 [4] (0:11.46)	0:35.32 [4] (0:11.59)	0:23.73 [4] (0:11.64)	0:12.09 [3] (0:12.09)						
Average Speed [km/h]	51.5	62.2	58.3	61.3	62.9	61.4	61.7	59.6						
Top Speed [km/h]	64.1	63.4	59.9	62.8	63.4	62.5	61.9	61.9						
Avg. Dist. to Rail [m]	5.4	2.0	3.0	3.4	1.0	1.8	1.2	3.1						
Avg. Stride Freq. [Hz]	2.2	2.4	2.3	2.3	2.3	2.3	2.3	2.3						
Avg. Stride Length [m]	6.3	7.1	7.1	7.3	7.3	7.3	7.3	7.1						



- [] Ranking at each section and finish
- .-.- No data available at this section
- NA No data available



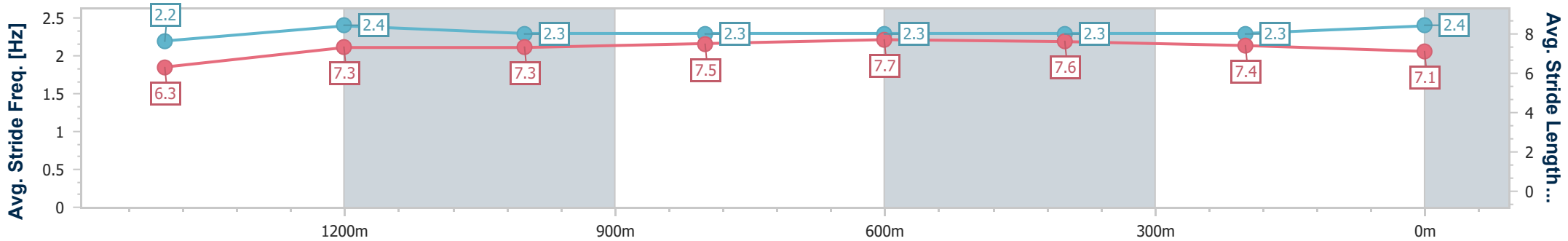
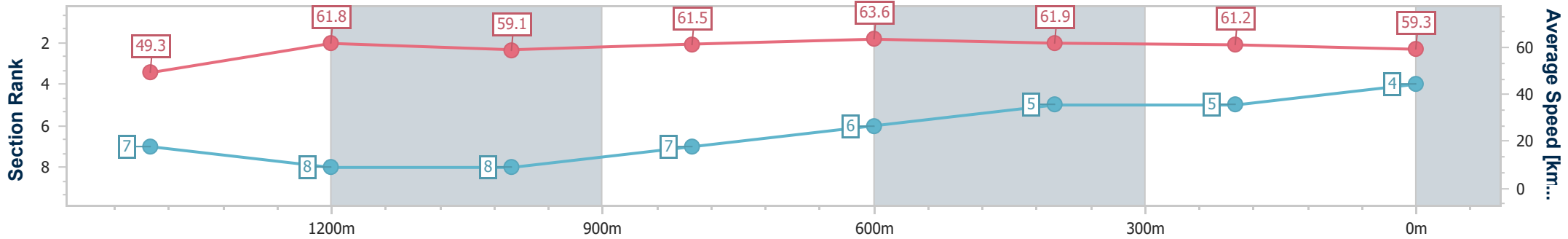
Horse/Jockey Name	Nebaraz
Final Rank	4
Fastest Section Time (Section)	0:11.34 (800m)
Top Speed [km/h] (Section)	64.3 (800m)
Race State	Finished



Townsville QLD Professional
 Race 4: FAMILY RACEDAY SATURDAY 13 APRIL BENCHMARK
 65 Handicap - 1609m
 15 March 2024 - 14:45
 Track Rating: Soft 5, Weather: Fine, Rail Position: +2m 1000m-
 W/Post; +0.5m Remainder



Section	Overall	1400m	1200m	1000m	800m	600m	400m	200m						
Section Times	1:37.75 [4] (0:15.31)	1:22.44 [7] (0:11.71)	1:10.73 [8] (0:12.18)	0:58.55 [8] (0:11.89)	0:46.66 [7] (0:11.34)	0:35.32 [6] (0:11.47)	0:23.85 [5] (0:11.71)	0:12.14 [5] (0:12.14)						
Average Speed [km/h]	49.3	61.8	59.1	61.5	63.6	61.9	61.2	59.3						
Top Speed [km/h]	63.1	63.1	62.0	63.6	64.3	62.7	63.2	62.7						
Avg. Dist. to Rail [m]	4.7	0.8	2.7	3.1	1.2	3.0	1.7	3.7						
Avg. Stride Freq. [Hz]	2.2	2.4	2.3	2.3	2.3	2.3	2.3	2.4						
Avg. Stride Length [m]	6.3	7.3	7.3	7.5	7.7	7.6	7.4	7.1						



- [] Ranking at each section and finish
- .-.- No data available at this section
- NA No data available



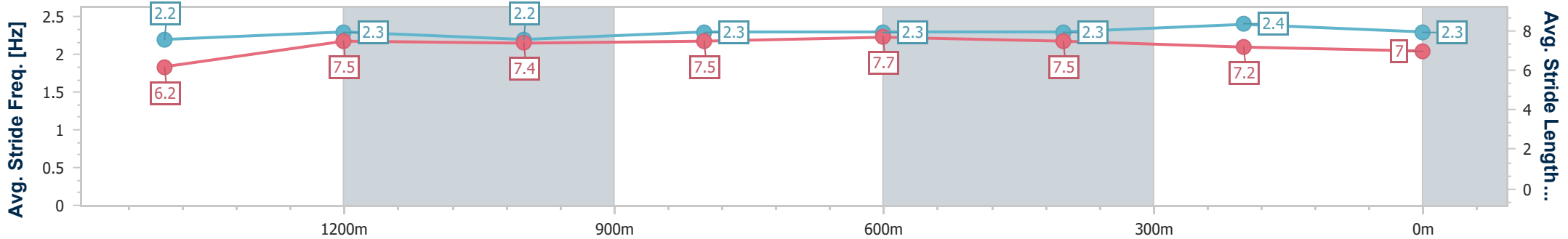
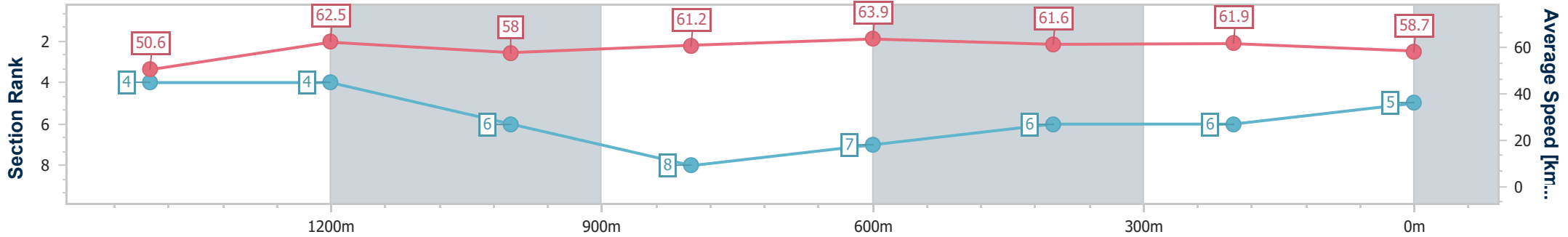
Horse/Jockey Name	Joe's Giggle
Final Rank	5
Fastest Section Time (Section)	0:11.35 (800m)
Top Speed [km/h] (Section)	64.8 (800m)
Race State	Finished



Townsville QLD Professional
Race 4: FAMILY RACEDAY SATURDAY 13 APRIL BENCHMARK
65 Handicap - 1609m
15 March 2024 - 14:45
Track Rating: Soft 5, Weather: Fine, Rail Position: +2m 1000m-W/Post; +0.5m Remainder



Section	Overall	1400m	1200m	1000m	800m	600m	400m	200m						
Section Times	1:37.92 [5] (0:15.06)	1:22.86 [4] (0:11.58)	1:11.28 [4] (0:12.46)	0:58.82 [6] (0:12.00)	0:46.82 [8] (0:11.35)	0:35.47 [7] (0:11.57)	0:23.90 [6] (0:11.61)	0:12.29 [6] (0:12.29)						
Average Speed [km/h]	50.6	62.5	58.0	61.2	63.9	61.6	61.9	58.7						
Top Speed [km/h]	63.9	64.7	59.8	63.4	64.8	62.5	63.0	60.9						
Avg. Dist. to Rail [m]	7.2	2.1	3.9	4.2	1.4	1.6	1.8	5.3						
Avg. Stride Freq. [Hz]	2.2	2.3	2.2	2.3	2.3	2.3	2.4	2.3						
Avg. Stride Length [m]	6.2	7.5	7.4	7.5	7.7	7.5	7.2	7.0						



- [] Ranking at each section and finish
- .-.- No data available at this section
- NA No data available



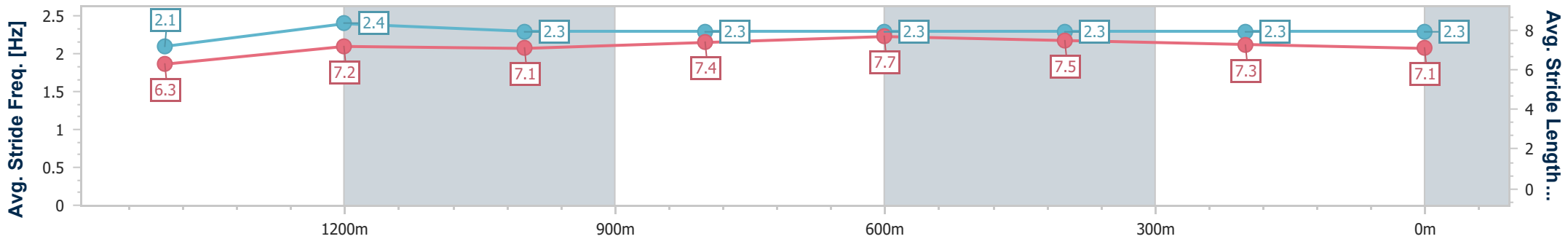
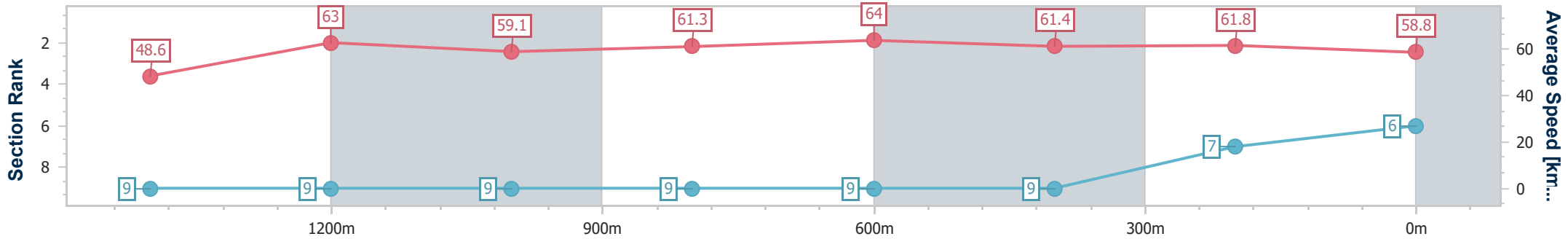
Horse/Jockey Name	Pluckercarn
Final Rank	6
Fastest Section Time (Section)	0:11.26 (800m)
Top Speed [km/h] (Section)	64.9 (800m)
Race State	Finished



Townsville QLD Professional
 Race 4: FAMILY RACEDAY SATURDAY 13 APRIL BENCHMARK
 65 Handicap - 1609m
 15 March 2024 - 14:45
 Track Rating: Soft 5, Weather: Fine, Rail Position: +2m 1000m-
 W/Post; +0.5m Remainder



Section	Overall	1400m	1200m	1000m	800m	600m	400m	200m						
Section Times	1:38.08 [6] (0:15.77)	1:22.31 [9] (0:11.50)	1:10.81 [9] (0:12.22)	0:58.59 [9] (0:11.94)	0:46.65 [9] (0:11.26)	0:35.39 [9] (0:11.60)	0:23.79 [9] (0:11.54)	0:12.25 [7] (0:12.25)						
Average Speed [km/h]	48.6	63.0	59.1	61.3	64.0	61.4	61.8	58.8						
Top Speed [km/h]	62.1	63.7	62.6	63.9	64.9	62.6	62.6	61.8						
Avg. Dist. to Rail [m]	9.3	2.5	4.1	3.7	1.3	3.1	2.2	0.8						
Avg. Stride Freq. [Hz]	2.1	2.4	2.3	2.3	2.3	2.3	2.3	2.3						
Avg. Stride Length [m]	6.3	7.2	7.1	7.4	7.7	7.5	7.3	7.1						



- [] Ranking at each section and finish
- .-.- No data available at this section
- NA No data available



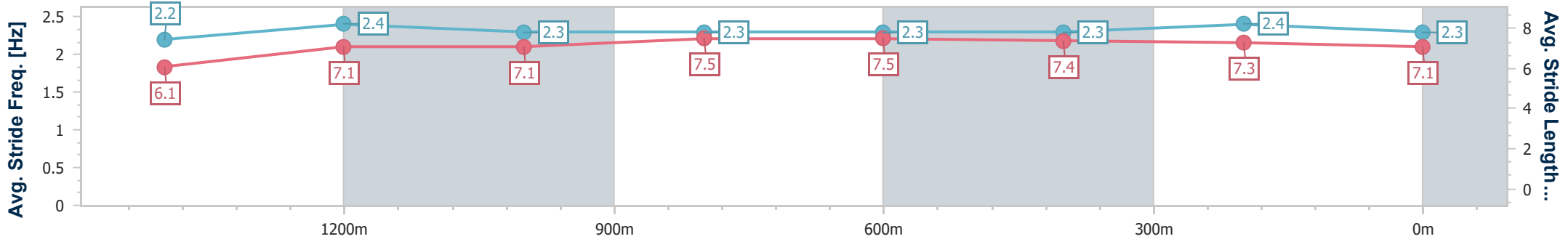
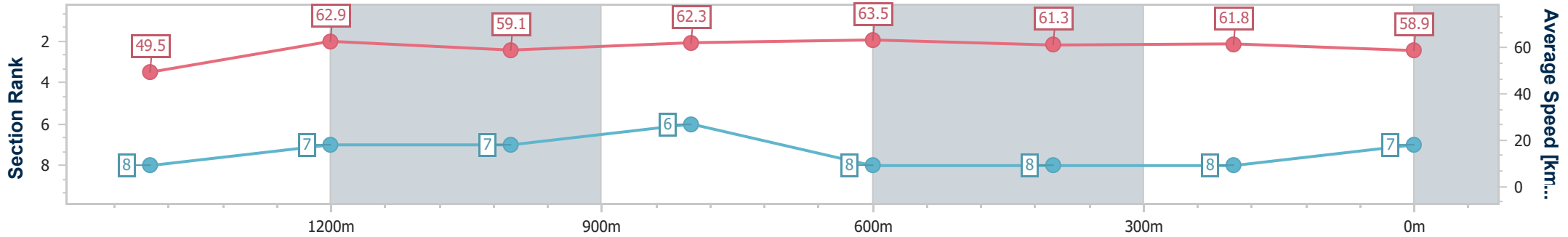
Horse/Jockey Name	Conquering Judas
Final Rank	7
Fastest Section Time (Section)	0:11.53 (1400m)
Top Speed [km/h] (Section)	64.6 (800m)
Race State	Finished



Townsville QLD Professional
 Race 4: FAMILY RACEDAY SATURDAY 13 APRIL BENCHMARK
 65 Handicap - 1609m
 15 March 2024 - 14:45
 Track Rating: Soft 5, Weather: Fine, Rail Position: +2m 1000m-
 W/Post; +0.5m Remainder



Section	Overall	1400m	1200m	1000m	800m	600m	400m	200m						
Section Times	1:38.14 [7] (0:15.38)	1:22.76 [8] (0:11.53)	1:11.23 [7] (0:12.28)	0:58.95 [7] (0:11.85)	0:47.10 [6] (0:11.53)	0:35.57 [8] (0:11.71)	0:23.86 [8] (0:11.64)	0:12.22 [8] (0:12.22)						
Average Speed [km/h]	49.5	62.9	59.1	62.3	63.5	61.3	61.8	58.9						
Top Speed [km/h]	63.3	64.4	61.2	64.2	64.6	62.8	62.3	61.0						
Avg. Dist. to Rail [m]	7.6	3.5	6.0	5.6	3.2	0.8	0.9	2.9						
Avg. Stride Freq. [Hz]	2.2	2.4	2.3	2.3	2.3	2.3	2.4	2.3						
Avg. Stride Length [m]	6.1	7.1	7.1	7.5	7.5	7.4	7.3	7.1						



- [] Ranking at each section and finish
- .-.- No data available at this section
- NA No data available



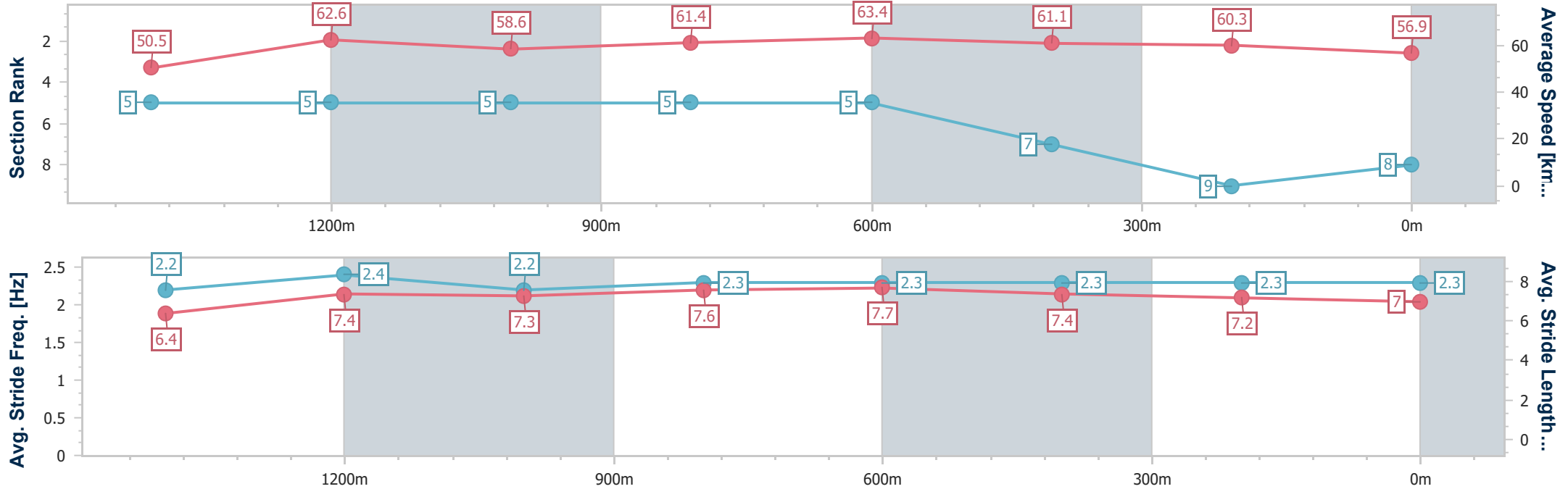
Horse/Jockey Name	Medal
Final Rank	8
Fastest Section Time (Section)	0:11.41 (800m)
Top Speed [km/h] (Section)	64.0 (800m)
Race State	Finished



Townsville QLD Professional
 Race 4: FAMILY RACEDAY SATURDAY 13 APRIL BENCHMARK
 65 Handicap - 1609m
 15 March 2024 - 14:45
 Track Rating: Soft 5, Weather: Fine, Rail Position: +2m 1000m-
 W/Post; +0.5m Remainder



Section	Overall	1400m	1200m	1000m	800m	600m	400m	200m					
Section Times	1:38.63 [8] (0:15.08)	1:23.55 [5] (0:11.62)	1:11.93 [5] (0:12.33)	0:59.60 [5] (0:11.88)	0:47.72 [5] (0:11.41)	0:36.31 [5] (0:11.73)	0:24.58 [7] (0:11.95)	0:12.63 [9] (0:12.63)					
Average Speed [km/h]	50.5	62.6	58.6	61.4	63.4	61.1	60.3	56.9					
Top Speed [km/h]	63.0	63.4	59.9	63.2	64.0	62.6	61.2	59.9					
Avg. Dist. to Rail [m]	7.6	2.5	4.0	3.3	0.9	1.0	1.8	4.2					
Avg. Stride Freq. [Hz]	2.2	2.4	2.2	2.3	2.3	2.3	2.3	2.3					
Avg. Stride Length [m]	6.4	7.4	7.3	7.6	7.7	7.4	7.2	7.0					



- [] Ranking at each section and finish
- .-.- No data available at this section
- NA No data available



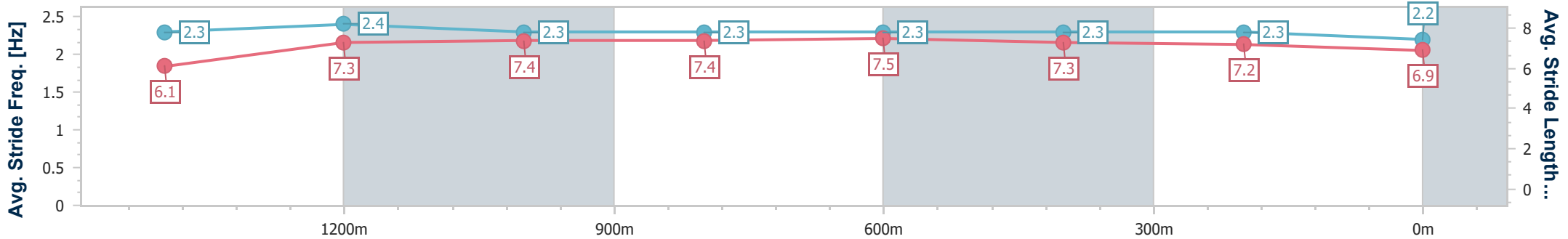
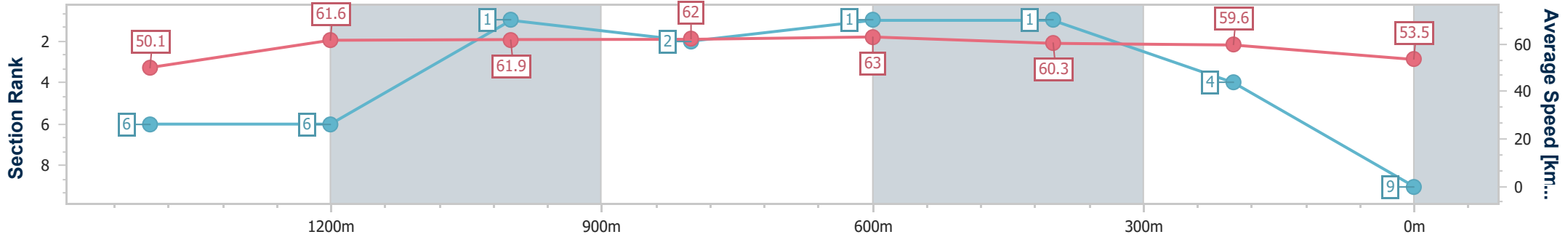
Horse/Jockey Name	Run Rampant
Final Rank	9
Fastest Section Time (Section)	0:11.45 (800m)
Top Speed [km/h] (Section)	63.6 (1200m)
Race State	Finished



Townsville QLD Professional
 Race 4: FAMILY RACEDAY SATURDAY 13 APRIL BENCHMARK
 65 Handicap - 1609m
 15 March 2024 - 14:45
 Track Rating: Soft 5, Weather: Fine, Rail Position: +2m 1000m-
 W/Post; +0.5m Remainder



Section	Overall	1400m	1200m	1000m	800m	600m	400m	200m						
Section Times	1:39.05 [9] (0:15.11)	1:23.94 [6] (0:11.73)	1:12.21 [6] (0:11.72)	1:00.49 [1] (0:11.79)	0:48.70 [2] (0:11.45)	0:37.25 [1] (0:11.77)	0:25.48 [1] (0:12.03)	0:13.45 [4] (0:13.45)						
Average Speed [km/h]	50.1	61.6	61.9	62.0	63.0	60.3	59.6	53.5						
Top Speed [km/h]	62.5	63.2	63.6	63.5	63.4	62.0	61.2	58.0						
Avg. Dist. to Rail [m]	4.3	1.2	5.2	3.4	1.2	2.6	2.0	1.5						
Avg. Stride Freq. [Hz]	2.3	2.4	2.3	2.3	2.3	2.3	2.3	2.2						
Avg. Stride Length [m]	6.1	7.3	7.4	7.4	7.5	7.3	7.2	6.9						



- [] Ranking at each section and finish
- .-.- No data available at this section
- NA No data available