



Sunshine Coast Poly Track QLD Professional

Race 6: HIGGINS COATINGS BENCHMARK 58 Handicap - 1000m



15 March 2024 - 20:30

Track Rating: Synthetic, Weather: Fine, Rail Position: True

Section		Overall	800m	600m	400m	200m	Last 600m					
Field Times		0:59.41 (0:13.52)	0:45.89 (0:11.20)	0:34.69 (0:11.60)	0:23.09 (0:11.39)	0:11.70 (0:11.70)	0:34.69					
Rank	TAB Horse/Jockey	Barrier	Top Speed [km/h]	Fastest Section	Margin					Distance Travelled [m]		
1	8 READY TO TORQUE Damien Thornton	8	66.5	0:11.23	0:59.41 [1] (0:13.52)	0:45.89 [2] (0:11.23)	0:34.66 [2] (0:11.67)	0:22.99 [2] (0:11.29)	0:11.70 [1] (0:11.70)	0:59.41	0:34.66	
2	3 KING OF THE JUNGLE Jai Williams	3	68.6	0:11.28	0:59.62 [2] (0:13.53)	0:46.09 [3] (0:11.37)	0:34.72 [3] (0:11.62)	0:23.10 [3] (0:11.28)	0:11.82 [3] (0:11.82)	1L	0:34.72	+1
3	13 TANTRUMS Dane Smith	13	67.8	0:11.13	0:59.76 [3] (0:13.79)	0:45.97 [4] (0:11.33)	0:34.64 [6] (0:11.61)	0:23.03 [4] (0:11.13)	0:11.90 [4] (0:11.90)	1.8L	0:34.64	+15
4	4 BEEFEATERS Olivia Webb	4	67.9	0:11.20	0:59.94 [4] (0:13.52)	0:46.42 [1] (0:11.20)	0:35.22 [1] (0:11.60)	0:23.62 [1] (0:11.42)	0:12.20 [2] (0:12.20)	2.8L	0:35.22	+8
5	14 MAXIE TAP Trudy Thornton	14	66.7	0:11.19	1:00.01 [5] (0:13.83)	0:46.18 [6] (0:11.19)	0:34.99 [4] (0:11.88)	0:23.11 [6] (0:11.36)	0:11.75 [5] (0:11.75)	3.1L	0:34.99	+4
6	7 TORQUE BOSSANOVA Cody Collis	7	65.9	0:11.34	1:00.16 [6] (0:14.16)	0:46.00 [7] (0:11.34)	0:34.66 [8] (0:11.53)	0:23.13 [7] (0:11.40)	0:11.73 [7] (0:11.73)	3.9L	0:34.66	+4
7	11 GLENGARRY Luke Tarrant	11	67.7	0:11.25	1:00.71 [7] (0:13.81)	0:46.90 [5] (0:11.25)	0:35.65 [5] (0:11.79)	0:23.86 [5] (0:11.52)	0:12.34 [6] (0:12.34)	7.2L	0:35.65	+7
8	15 CRUISING BILL Shania Willis	15	66.2	0:11.24	1:01.08 [8] (0:14.18)	0:46.90 [8] (0:11.24)	0:35.66 [7] (0:11.76)	0:23.90 [8] (0:11.53)	0:12.37 [8] (0:12.37)	9.2L	0:35.66	+8

Scratched: Iron Power (#5), Just Looking (#10), Marleedoone (#12), Mr Brose (#1), Our Red Planet (#2), Miss Sheaf (#6), Deep Mystique (#9)

[] Ranking at each section and finish
 -:-:- No data available at this section
 NA No data available

SCN Saddle cloth number
 DNF Did not finish
 DNT Did not track



Horse/Jockey Name	Ready To Torque
Final Rank	1
Fastest Section Time (Section)	0:11.23 (800m)
Top Speed [km/h] (Section)	66.5 (Overall)
Race State	Finished



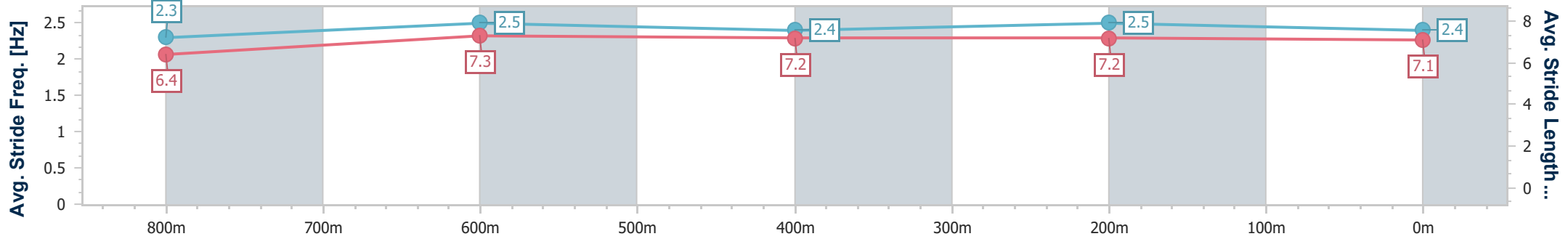
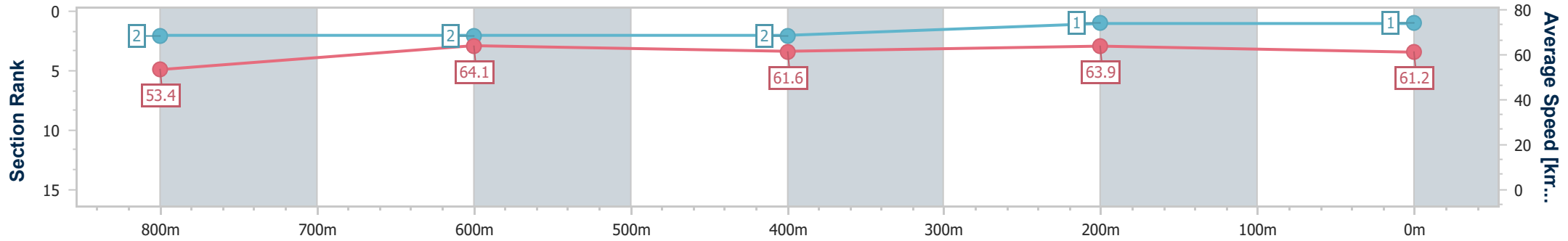
Sunshine Coast Poly Track QLD Professional
Race 6: HIGGINS COATINGS BENCHMARK 58 Handicap - 1000m



15 March 2024 - 20:30

Track Rating: Synthetic, Weather: Fine, Rail Position: True

Section	Overall	800m	600m	400m	200m
Section Times	0:59.41 [1] (0:13.52)	0:45.89 [2] (0:11.23)	0:34.66 [2] (0:11.67)	0:22.99 [2] (0:11.29)	0:11.70 [1] (0:11.70)
Average Speed [km/h]	53.4	64.1	61.6	63.9	61.2
Top Speed [km/h]	66.5	66.5	62.2	64.6	63.3
Avg. Dist. to Rail [m]	3.4	0.4	0.6	0.2	0.4
Avg. Stride Freq. [Hz]	2.3	2.5	2.4	2.5	2.4
Avg. Stride Length [m]	6.4	7.3	7.2	7.2	7.1



- [] Ranking at each section and finish
- .-.- No data available at this section
- NA No data available



Horse/Jockey Name	King Of The Jungle
Final Rank	2
Fastest Section Time (Section)	0:11.28 (400m)
Top Speed [km/h] (Section)	68.6 (Overall)
Race State	Finished



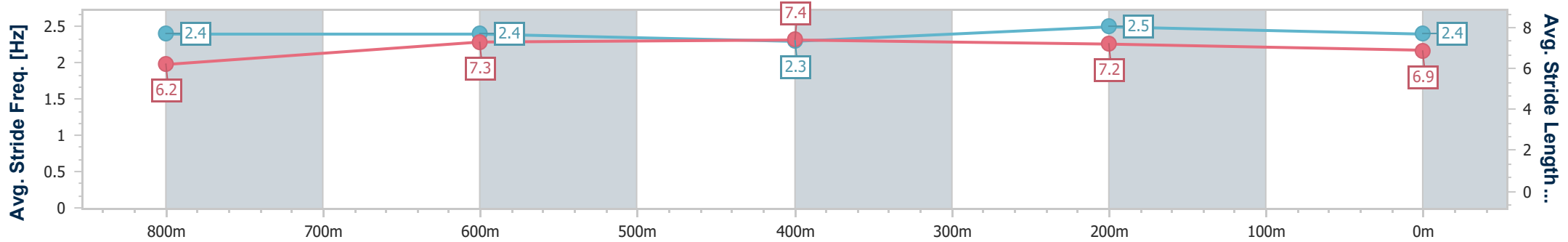
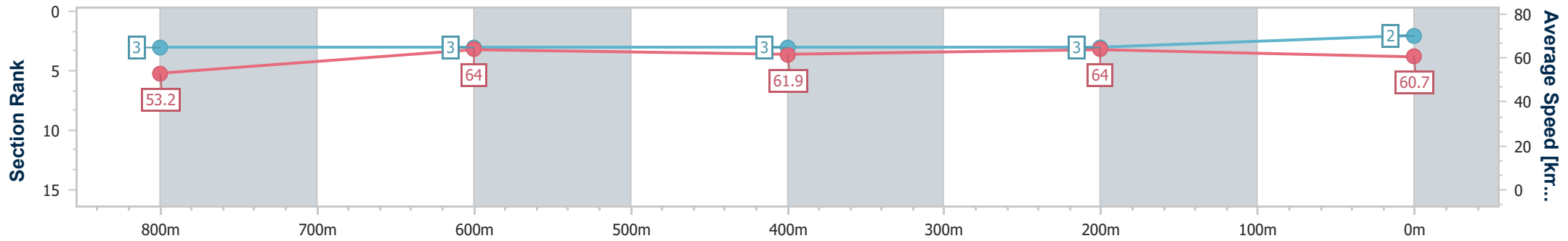
Sunshine Coast Poly Track QLD Professional
Race 6: HIGGINS COATINGS BENCHMARK 58 Handicap - 1000m



15 March 2024 - 20:30

Track Rating: Synthetic, Weather: Fine, Rail Position: True

Section	Overall	800m	600m	400m	200m
Section Times	0:59.62 [2] (0:13.53)	0:46.09 [3] (0:11.37)	0:34.72 [3] (0:11.62)	0:23.10 [3] (0:11.28)	0:11.82 [3] (0:11.82)
Average Speed [km/h]	53.2	64.0	61.9	64.0	60.7
Top Speed [km/h]	68.6	66.3	63.0	64.7	64.1
Avg. Dist. to Rail [m]	4.5	1.4	0.4	0.4	1.1
Avg. Stride Freq. [Hz]	2.4	2.4	2.3	2.5	2.4
Avg. Stride Length [m]	6.2	7.3	7.4	7.2	6.9



- [] Ranking at each section and finish
- .-.- No data available at this section
- NA No data available



Horse/Jockey Name	Tantrums
Final Rank	3
Fastest Section Time (Section)	0:11.13 (400m)
Top Speed [km/h] (Section)	67.8 (800m)
Race State	Finished



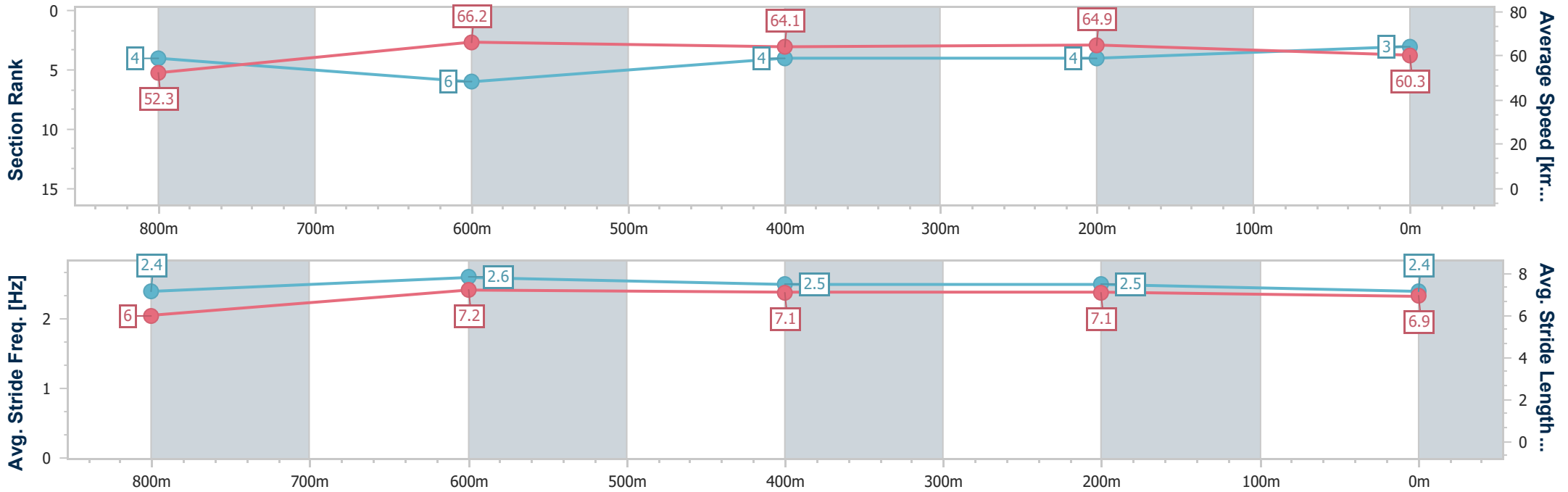
Sunshine Coast Poly Track QLD Professional
Race 6: HIGGINS COATINGS BENCHMARK 58 Handicap - 1000m



15 March 2024 - 20:30

Track Rating: Synthetic, Weather: Fine, Rail Position: True

Section	Overall	800m	600m	400m	200m
Section Times	0:59.76 [3] (0:13.79)	0:45.97 [4] (0:11.33)	0:34.64 [6] (0:11.61)	0:23.03 [4] (0:11.13)	0:11.90 [4] (0:11.90)
Average Speed [km/h]	52.3	66.2	64.1	64.9	60.3
Top Speed [km/h]	67.1	67.8	65.1	65.8	62.8
Avg. Dist. to Rail [m]	9.2	5.9	4.6	5.5	4.7
Avg. Stride Freq. [Hz]	2.4	2.6	2.5	2.5	2.4
Avg. Stride Length [m]	6.0	7.2	7.1	7.1	6.9



- [] Ranking at each section and finish
- .-.- No data available at this section
- NA No data available



Horse/Jockey Name	Beefeaters
Final Rank	4
Fastest Section Time (Section)	0:11.20 (800m)
Top Speed [km/h] (Section)	67.9 (Overall)
Race State	Finished



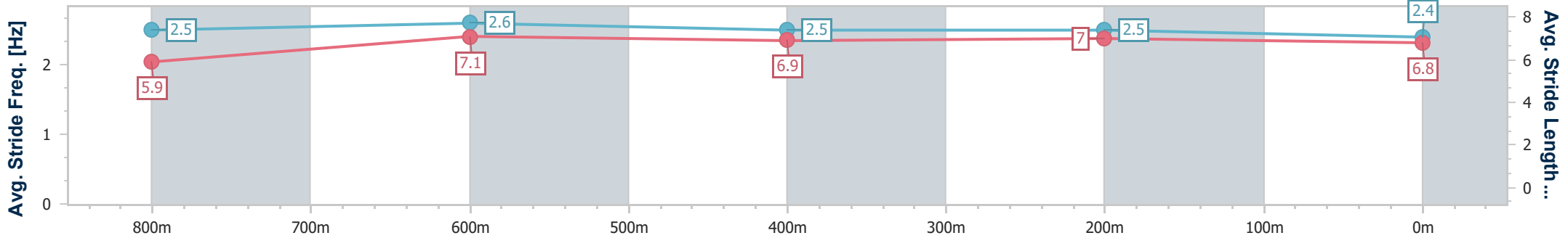
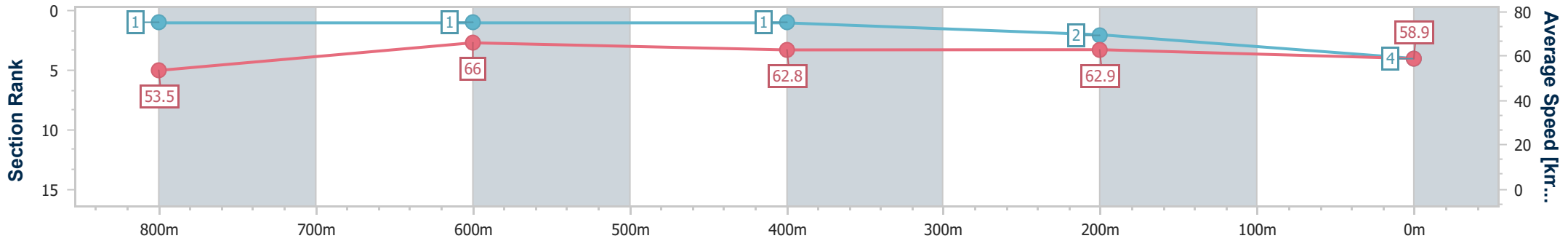
Sunshine Coast Poly Track QLD Professional
Race 6: HIGGINS COATINGS BENCHMARK 58 Handicap - 1000m



15 March 2024 - 20:30

Track Rating: Synthetic, Weather: Fine, Rail Position: True

Section	Overall	800m	600m	400m	200m
Section Times	0:59.94 [4] (0:13.52)	0:46.42 [1] (0:11.20)	0:35.22 [1] (0:11.60)	0:23.62 [1] (0:11.42)	0:12.20 [2] (0:12.20)
Average Speed [km/h]	53.5	66.0	62.8	62.9	58.9
Top Speed [km/h]	67.9	67.9	63.9	63.8	62.3
Avg. Dist. to Rail [m]	7.3	4.0	1.3	1.5	2.1
Avg. Stride Freq. [Hz]	2.5	2.6	2.5	2.5	2.4
Avg. Stride Length [m]	5.9	7.1	6.9	7.0	6.8



- [] Ranking at each section and finish
- .-.- No data available at this section
- NA No data available



Horse/Jockey Name	Maxie Tap
Final Rank	5
Fastest Section Time (Section)	0:11.19 (800m)
Top Speed [km/h] (Section)	66.7 (800m)
Race State	Finished



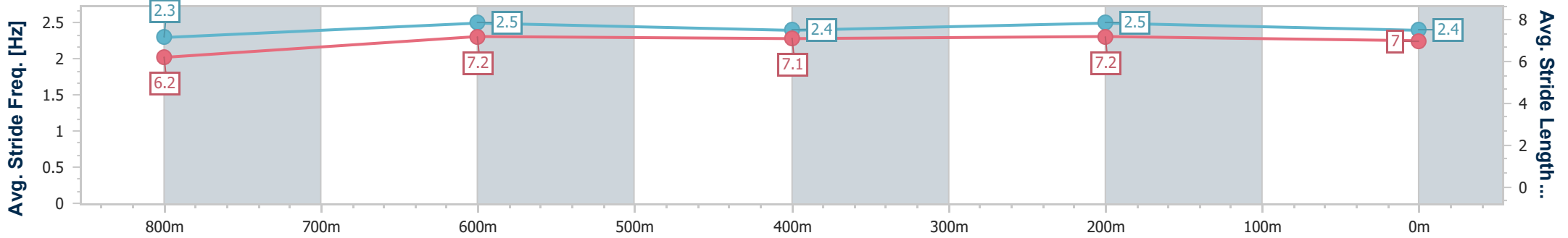
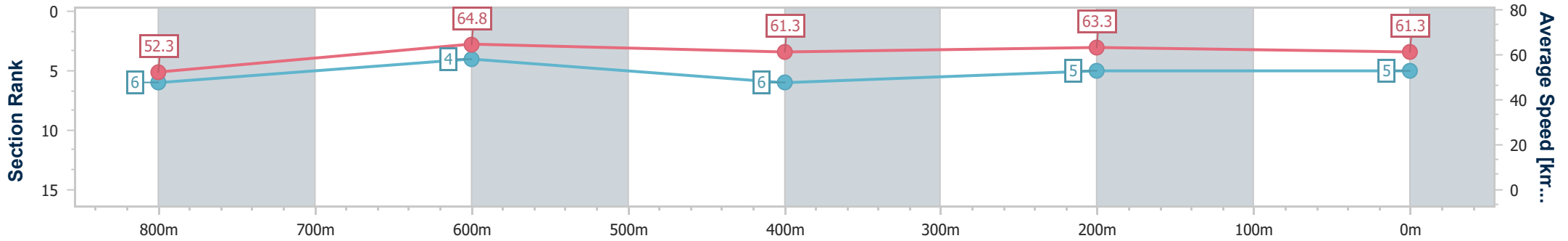
Sunshine Coast Poly Track QLD Professional
Race 6: HIGGINS COATINGS BENCHMARK 58 Handicap - 1000m



15 March 2024 - 20:30

Track Rating: Synthetic, Weather: Fine, Rail Position: True

Section	Overall	800m	600m	400m	200m
Section Times	1:00.01 [5] (0:13.83)	0:46.18 [6] (0:11.19)	0:34.99 [4] (0:11.88)	0:23.11 [6] (0:11.36)	0:11.75 [5] (0:11.75)
Average Speed [km/h]	52.3	64.8	61.3	63.3	61.3
Top Speed [km/h]	66.4	66.7	62.2	64.7	64.1
Avg. Dist. to Rail [m]	5.3	1.4	1.3	2.3	3.9
Avg. Stride Freq. [Hz]	2.3	2.5	2.4	2.5	2.4
Avg. Stride Length [m]	6.2	7.2	7.1	7.2	7.0



- [] Ranking at each section and finish
- .-.- No data available at this section
- NA No data available



Horse/Jockey Name	Torque Bossanova
Final Rank	6
Fastest Section Time (Section)	0:11.34 (800m)
Top Speed [km/h] (Section)	65.9 (Overall)
Race State	Finished



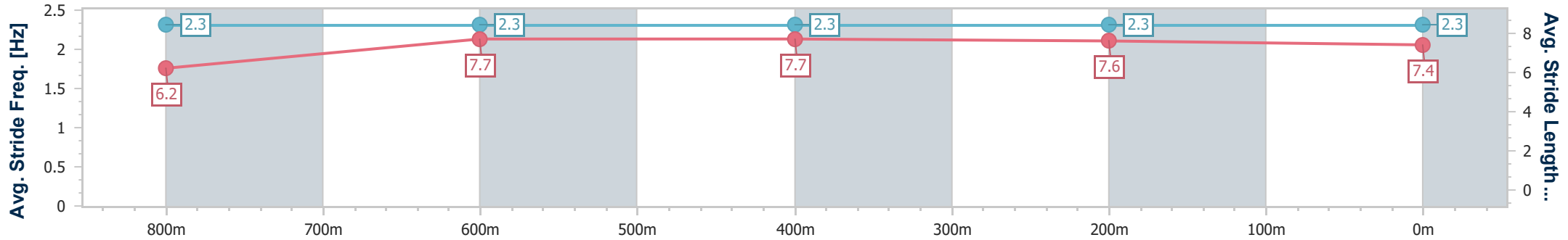
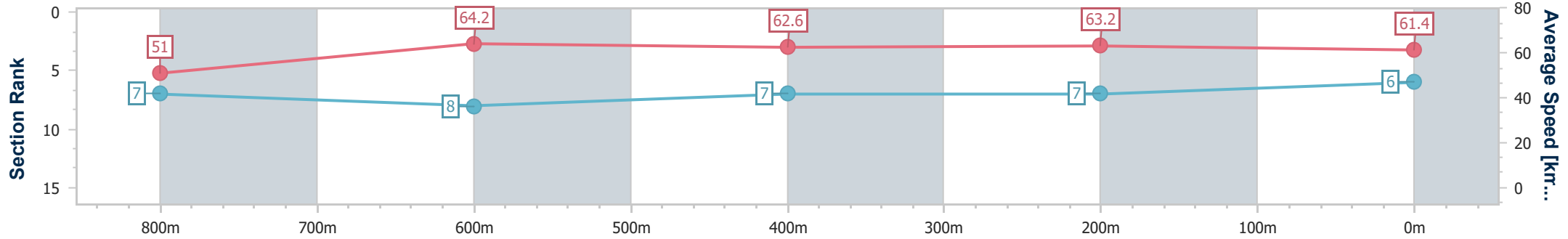
Sunshine Coast Poly Track QLD Professional
Race 6: HIGGINS COATINGS BENCHMARK 58 Handicap - 1000m



15 March 2024 - 20:30

Track Rating: Synthetic, Weather: Fine, Rail Position: True

Section	Overall	800m	600m	400m	200m
Section Times	1:00.16 [6] (0:14.16)	0:46.00 [7] (0:11.34)	0:34.66 [8] (0:11.53)	0:23.13 [7] (0:11.40)	0:11.73 [7] (0:11.73)
Average Speed [km/h]	51.0	64.2	62.6	63.2	61.4
Top Speed [km/h]	65.9	65.3	63.5	63.8	62.5
Avg. Dist. to Rail [m]	2.7	1.6	0.9	3.9	5.7
Avg. Stride Freq. [Hz]	2.3	2.3	2.3	2.3	2.3
Avg. Stride Length [m]	6.2	7.7	7.7	7.6	7.4



- [] Ranking at each section and finish
- .-.- No data available at this section
- NA No data available



Horse/Jockey Name	Glengarry
Final Rank	7
Fastest Section Time (Section)	0:11.25 (800m)
Top Speed [km/h] (Section)	67.7 (800m)
Race State	Finished



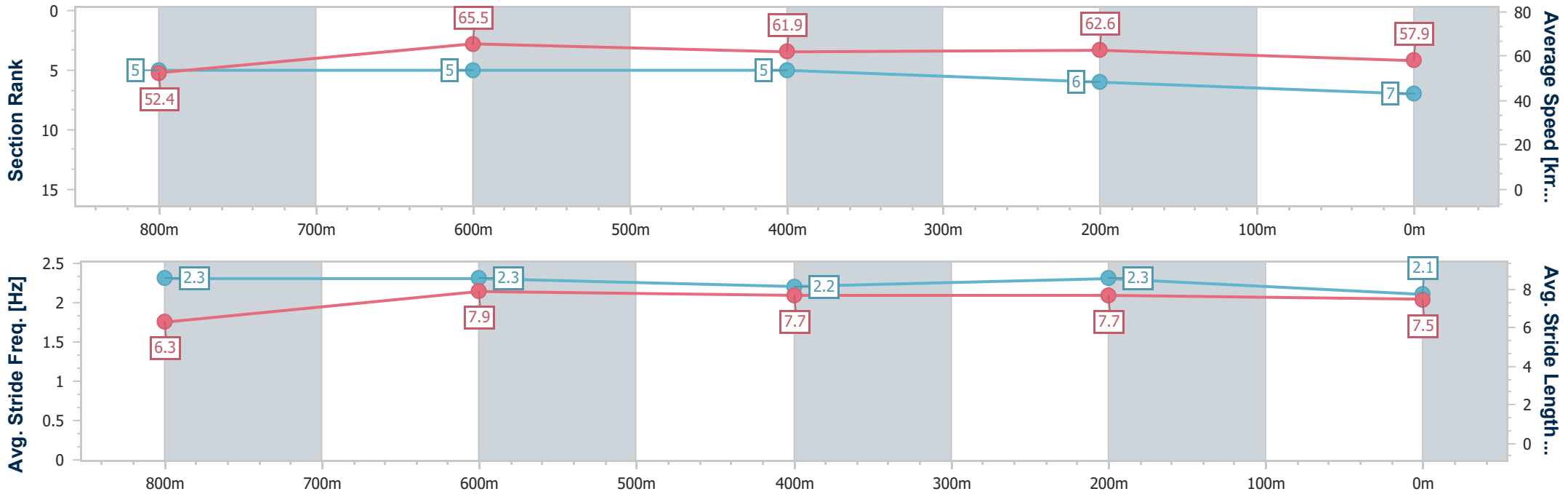
Sunshine Coast Poly Track QLD Professional
Race 6: HIGGINS COATINGS BENCHMARK 58 Handicap - 1000m



15 March 2024 - 20:30

Track Rating: Synthetic, Weather: Fine, Rail Position: True

Section	Overall	800m	600m	400m	200m
Section Times	1:00.71 [7] (0:13.81)	0:46.90 [5] (0:11.25)	0:35.65 [5] (0:11.79)	0:23.86 [5] (0:11.52)	0:12.34 [6] (0:12.34)
Average Speed [km/h]	52.4	65.5	61.9	62.6	57.9
Top Speed [km/h]	67.6	67.7	63.6	63.1	61.2
Avg. Dist. to Rail [m]	7.1	3.5	1.9	3.9	4.8
Avg. Stride Freq. [Hz]	2.3	2.3	2.2	2.3	2.1
Avg. Stride Length [m]	6.3	7.9	7.7	7.7	7.5



- [] Ranking at each section and finish
- .-.- No data available at this section
- NA No data available



Horse/Jockey Name	Cruising Bill
Final Rank	8
Fastest Section Time (Section)	0:11.24 (800m)
Top Speed [km/h] (Section)	66.2 (800m)
Race State	Finished



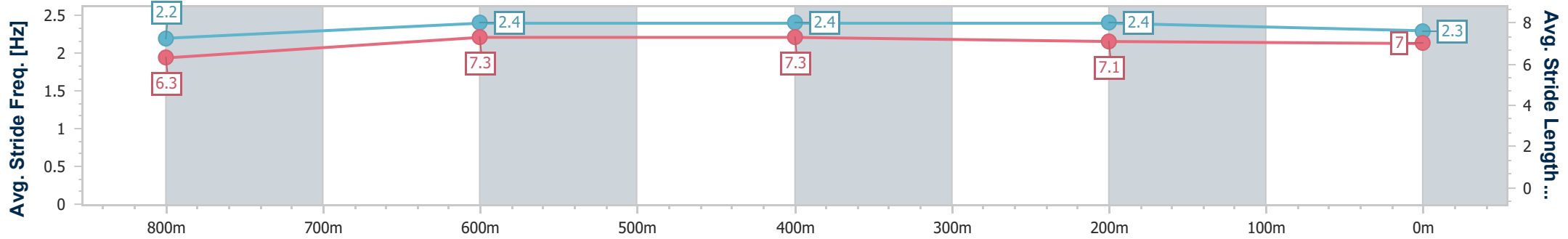
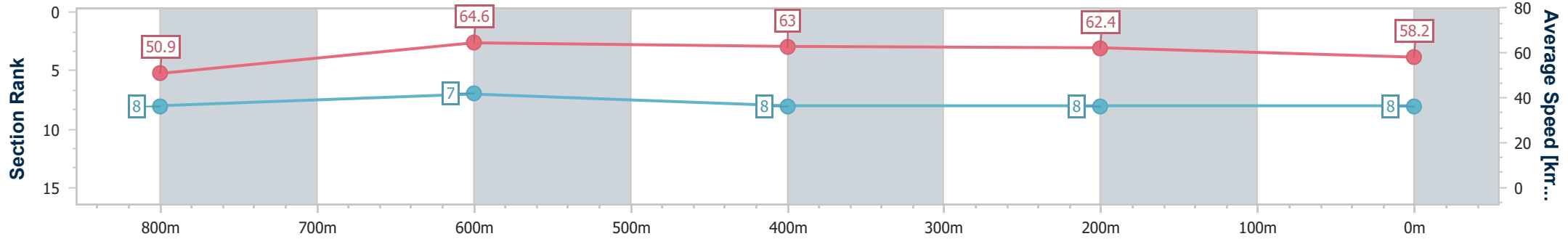
Sunshine Coast Poly Track QLD Professional
Race 6: HIGGINS COATINGS BENCHMARK 58 Handicap - 1000m



15 March 2024 - 20:30

Track Rating: Synthetic, Weather: Fine, Rail Position: True

Section	Overall	800m	600m	400m	200m
Section Times	1:01.08 [8] (0:14.18)	0:46.90 [8] (0:11.24)	0:35.66 [7] (0:11.76)	0:23.90 [8] (0:11.53)	0:12.37 [8] (0:12.37)
Average Speed [km/h]	50.9	64.6	63.0	62.4	58.2
Top Speed [km/h]	64.2	66.2	63.9	63.9	61.3
Avg. Dist. to Rail [m]	5.8	1.4	3.6	6.9	7.0
Avg. Stride Freq. [Hz]	2.2	2.4	2.4	2.4	2.3
Avg. Stride Length [m]	6.3	7.3	7.3	7.1	7.0



- [] Ranking at each section and finish
- .-.- No data available at this section
- NA No data available