



Mackay QLD Professional
Race 7: LADBROKES YARD COMMENTS RATINGS BAND 0 - 55
Handicap - 1050m
11 March 2024 - 15:31



Track Rating: Soft 6, Weather: Overcast, Rail Position: True

Section		Overall	1000m	800m	600m	400m	200m	Last 600m					
Field Times		1:01.58 (0:04.50)	0:57.08 (0:11.38)	0:45.70 (0:10.98)	0:34.72 (0:11.61)	0:23.11 (0:11.32)	0:11.79 (0:11.79)	0:34.72					
Rank	TAB Horse/Jockey	Barrier	Top Speed [km/h]	Fastest Section						Margin	Distance Travelled [m]		
1	10 LOVE MY LOUIS Chris Whiteley	10	66.7 800m	0:04.64 Overall	1:01.58 [1] (0:04.64)	0:56.94 [5] (0:11.42)	0:45.52 [4] (0:11.01)	0:34.51 [4] (0:11.63)	0:22.88 [4] (0:11.20)	0:11.68 [3] (0:11.68)	1:01.58	0:34.51	
2	1 AIRIT Justin Stanley	1	66.2 800m	0:04.50 Overall	1:01.66 [2] (0:04.50)	0:57.16 [1] (0:11.38)	0:45.78 [1] (0:11.02)	0:34.76 [2] (0:11.57)	0:23.19 [1] (0:11.32)	0:11.87 [1] (0:11.87)	0.45L	0:34.76	-2
3	3 DIAMOND MONEY Georgina Cartwright	3	67.4 800m	0:04.67 Overall	1:01.68 [3] (0:04.67)	0:57.01 [7] (0:11.61)	0:45.40 [5] (0:10.97)	0:34.43 [5] (0:11.47)	0:22.96 [5] (0:11.46)	0:11.50 [5] (0:11.50)	0.58L	0:34.43	+2
4	4 PARA PARK CHANCE Corey Bayliss	4	67.5 800m	0:04.51 Overall	1:01.76 [4] (0:04.51)	0:57.25 [2] (0:11.46)	0:45.79 [2] (0:10.96)	0:34.83 [3] (0:11.65)	0:23.18 [3] (0:11.39)	0:11.79 [4] (0:11.79)	1.02L	0:34.83	+4
5	7 SENSATIONABULL Nikki Olzard	7	67.0 800m	0:04.69 Overall	1:01.88 [5] (0:04.69)	0:57.19 [8] (0:11.28)	0:45.91 [2] (0:10.89)	0:35.02 [1] (0:11.62)	0:23.40 [2] (0:11.37)	0:12.03 [2] (0:12.03)	1.74L	0:35.02	+0
6	6 CHILL OUT MISS Warwick Satherley	6	66.6 800m	0:04.55 Overall	1:02.03 [6] (0:04.55)	0:57.48 [3] (0:11.73)	0:45.75 [5] (0:11.06)	0:34.69 [6] (0:11.45)	0:23.24 [6] (0:11.40)	0:11.84 [6] (0:11.84)	2.65L	0:34.69	+5
7	2 SCHATZI Brooke Johnson	2	68.0 800m	0:04.72 Overall	1:02.56 [7] (0:04.72)	0:57.84 [9] (0:11.65)	0:46.19 [7] (0:11.03)	0:35.16 [8] (0:11.53)	0:23.63 [7] (0:11.53)	0:12.10 [7] (0:12.10)	5.73L	0:35.16	+3
8	5 CHATILLY Tasha Chambers	5	66.1 800m	0:04.65 Overall	1:03.17 [8] (0:04.65)	0:58.52 [6] (0:11.73)	0:46.79 [8] (0:10.97)	0:35.82 [7] (0:11.70)	0:24.12 [8] (0:11.86)	0:12.26 [8] (0:12.26)	9.32L	0:35.82	+0
9	11 COMBAT MISSION Nathan Thomas	11	66.5 800m	0:04.59 Overall	1:03.22 [9] (0:04.59)	0:58.63 [4] (0:12.01)	0:46.62 [10] (0:11.21)	0:35.41 [10] (0:11.56)	0:23.85 [10] (0:11.71)	0:12.14 [10] (0:12.14)	9.6L	0:35.41	+7
10	9 ACT OF ROYALTY Adam Sewell	9	66.2 800m	0:04.86 Overall	1:03.25 [10] (0:04.86)	0:58.39 [10] (0:11.73)	0:46.66 [9] (0:11.12)	0:35.54 [9] (0:11.63)	0:23.91 [9] (0:11.70)	0:12.21 [9] (0:12.21)	9.78L	0:35.54	+3

Scratched: Taormina Rhythm (#8)

[] Ranking at each section and finish
 -:-:- No data available at this section
 NA No data available

SCN Saddle cloth number
 DNF Did not finish
 DNT Did not track



Horse/Jockey Name	Love My Louis
Final Rank	1
Fastest Section Time (Section)	0:04.64 (Overall)
Top Speed [km/h] (Section)	66.7 (800m)
Race State	Finished

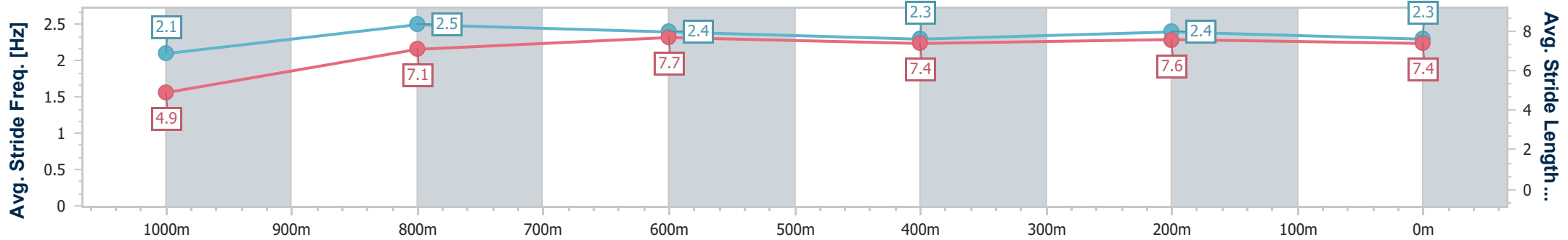
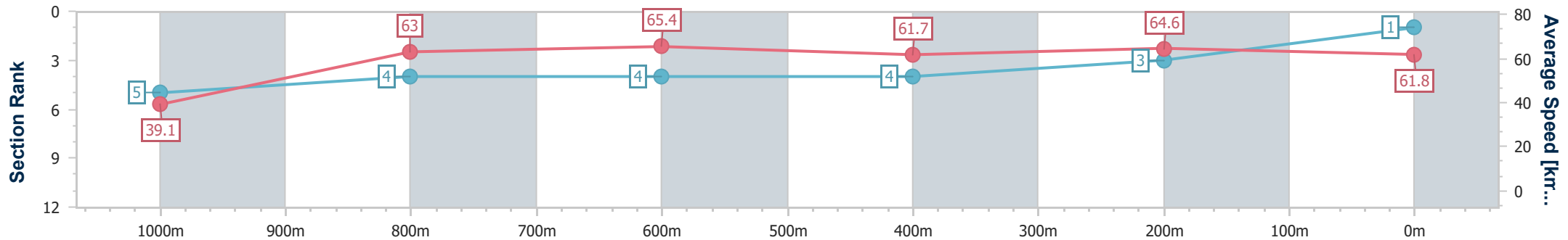


Mackay QLD Professional
 Race 7: LADBROKES YARD COMMENTS RATINGS BAND 0 - 55
 Handicap - 1050m
 11 March 2024 - 15:31



Track Rating: Soft 6, Weather: Overcast, Rail Position: True

Section	Overall	1000m	800m	600m	400m	200m
Section Times	1:01.58 [1] (0:04.64)	0:56.94 [5] (0:11.42)	0:45.52 [4] (0:11.01)	0:34.51 [4] (0:11.63)	0:22.88 [4] (0:11.20)	0:11.68 [3] (0:11.68)
Average Speed [km/h]	39.1	63.0	65.4	61.7	64.6	61.8
Top Speed [km/h]	54.8	66.1	66.7	63.5	66.4	65.1
Avg. Dist. to Rail [m]	2.3	0.6	0.6	0.7	3.1	2.7
Avg. Stride Freq. [Hz]	2.1	2.5	2.4	2.3	2.4	2.3
Avg. Stride Length [m]	4.9	7.1	7.7	7.4	7.6	7.4



- [] Ranking at each section and finish
- .-.-.- No data available at this section
- NA No data available



Horse/Jockey Name	Airit
Final Rank	2
Fastest Section Time (Section)	0:04.50 (Overall)
Top Speed [km/h] (Section)	66.2 (800m)
Race State	Finished

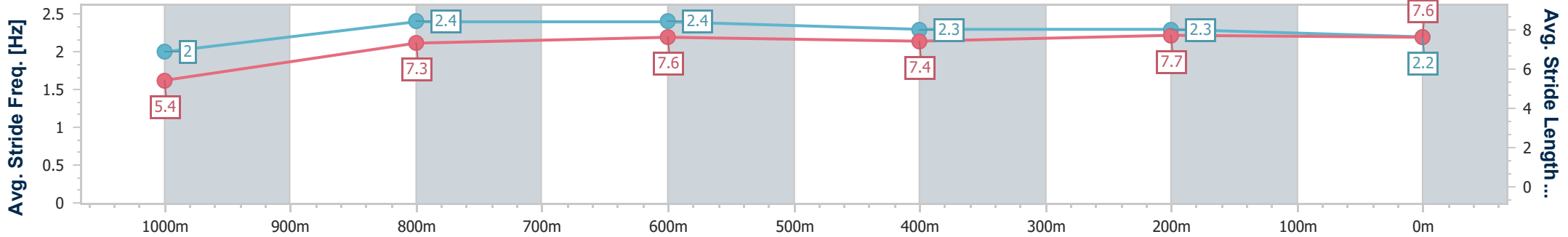
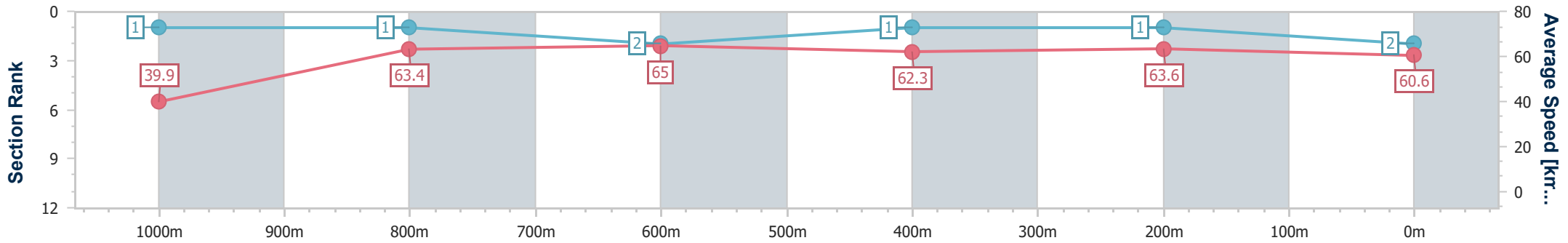


Mackay QLD Professional
 Race 7: LADBROKES YARD COMMENTS RATINGS BAND 0 - 55
 Handicap - 1050m
 11 March 2024 - 15:31



Track Rating: Soft 6, Weather: Overcast, Rail Position: True

Section	Overall	1000m	800m	600m	400m	200m
Section Times	1:01.66 [2] (0:04.50)	0:57.16 [1] (0:11.38)	0:45.78 [1] (0:11.02)	0:34.76 [2] (0:11.57)	0:23.19 [1] (0:11.32)	0:11.87 [1] (0:11.87)
Average Speed [km/h]	39.9	63.4	65.0	62.3	63.6	60.6
Top Speed [km/h]	53.1	66.2	66.2	63.0	64.3	63.7
Avg. Dist. to Rail [m]	1.7	0.3	0.5	0.7	1.1	1.2
Avg. Stride Freq. [Hz]	2.0	2.4	2.4	2.3	2.3	2.2
Avg. Stride Length [m]	5.4	7.3	7.6	7.4	7.7	7.6



- [] Ranking at each section and finish
- .-.- No data available at this section
- NA No data available



Horse/Jockey Name	Diamond Money
Final Rank	3
Fastest Section Time (Section)	0:04.67 (Overall)
Top Speed [km/h] (Section)	67.4 (800m)
Race State	Finished

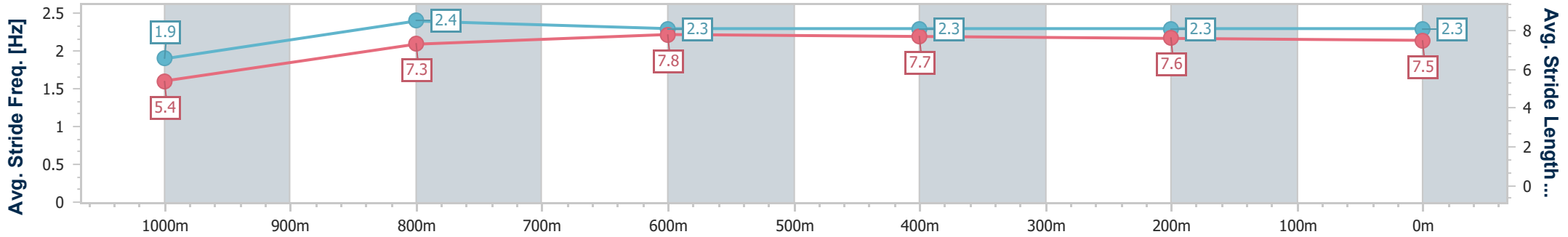
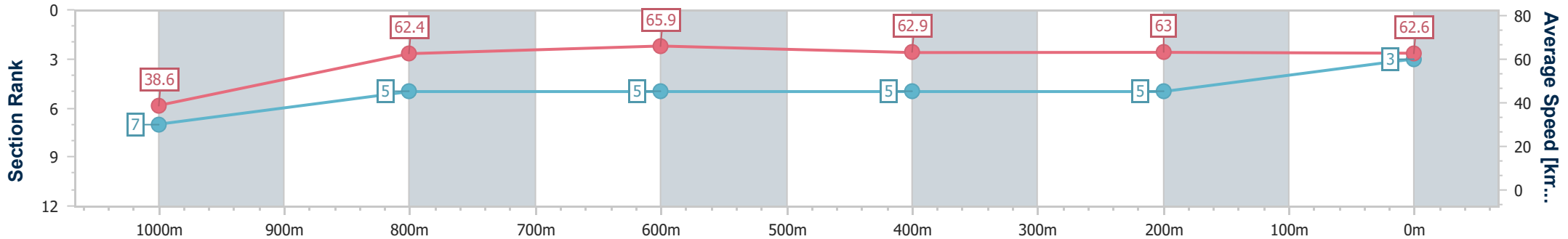


Mackay QLD Professional
 Race 7: LADBROKES YARD COMMENTS RATINGS BAND 0 - 55
 Handicap - 1050m
 11 March 2024 - 15:31



Track Rating: Soft 6, Weather: Overcast, Rail Position: True

Section	Overall	1000m	800m	600m	400m	200m
Section Times	1:01.68 [3] (0:04.67)	0:57.01 [7] (0:11.61)	0:45.40 [5] (0:10.97)	0:34.43 [5] (0:11.47)	0:22.96 [5] (0:11.46)	0:11.50 [5] (0:11.50)
Average Speed [km/h]	38.6	62.4	65.9	62.9	63.0	62.6
Top Speed [km/h]	53.1	66.7	67.4	63.8	64.4	65.4
Avg. Dist. to Rail [m]	1.1	1.9	1.8	0.5	3.2	3.6
Avg. Stride Freq. [Hz]	1.9	2.4	2.3	2.3	2.3	2.3
Avg. Stride Length [m]	5.4	7.3	7.8	7.7	7.6	7.5



- [] Ranking at each section and finish
- .-.- No data available at this section
- NA No data available



Horse/Jockey Name	Para Park Chance
Final Rank	4
Fastest Section Time (Section)	0:04.51 (Overall)
Top Speed [km/h] (Section)	67.5 (800m)
Race State	Finished

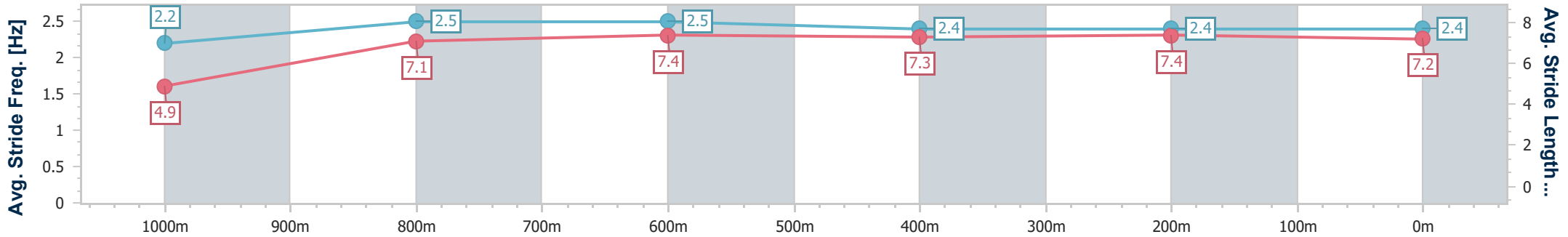
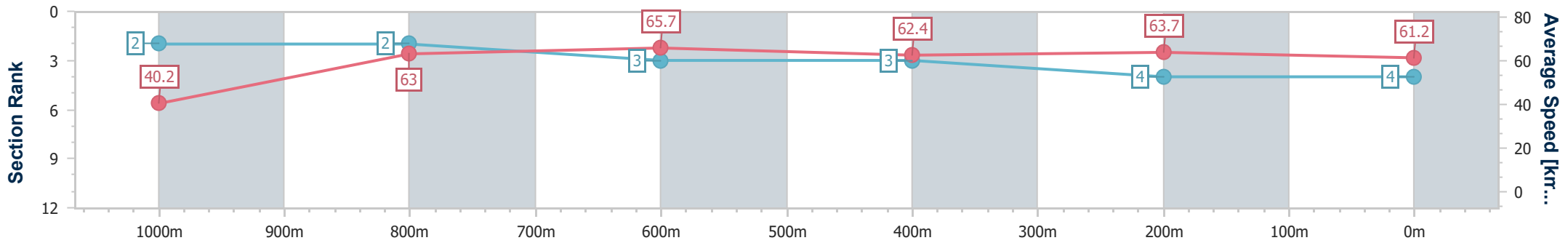


Mackay QLD Professional
 Race 7: LADBROKES YARD COMMENTS RATINGS BAND 0 - 55
 Handicap - 1050m
 11 March 2024 - 15:31



Track Rating: Soft 6, Weather: Overcast, Rail Position: True

Section	Overall	1000m	800m	600m	400m	200m
Section Times	1:01.76 [4] (0:04.51)	0:57.25 [2] (0:11.46)	0:45.79 [2] (0:10.96)	0:34.83 [3] (0:11.65)	0:23.18 [3] (0:11.39)	0:11.79 [4] (0:11.79)
Average Speed [km/h]	40.2	63.0	65.7	62.4	63.7	61.2
Top Speed [km/h]	54.0	65.7	67.5	62.9	65.0	64.1
Avg. Dist. to Rail [m]	2.4	2.2	1.0	1.3	4.5	5.7
Avg. Stride Freq. [Hz]	2.2	2.5	2.5	2.4	2.4	2.4
Avg. Stride Length [m]	4.9	7.1	7.4	7.3	7.4	7.2



- [] Ranking at each section and finish
- .-.- No data available at this section
- NA No data available



Horse/Jockey Name	Sensationabull
Final Rank	5
Fastest Section Time (Section)	0:04.69 (Overall)
Top Speed [km/h] (Section)	67.0 (800m)
Race State	Finished

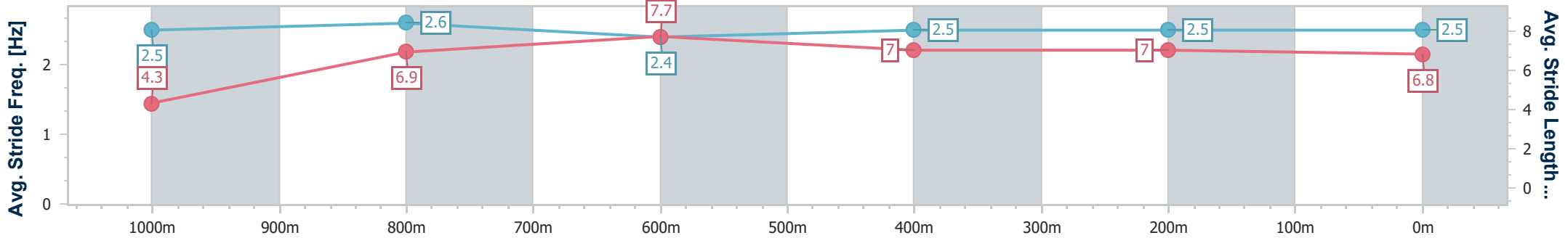
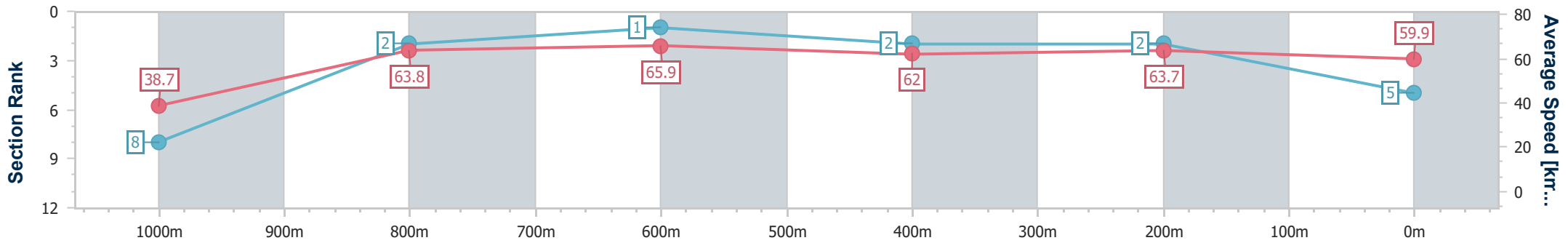


Mackay QLD Professional
 Race 7: LADBROKES YARD COMMENTS RATINGS BAND 0 - 55
 Handicap - 1050m
 11 March 2024 - 15:31



Track Rating: Soft 6, Weather: Overcast, Rail Position: True

Section	Overall	1000m	800m	600m	400m	200m
Section Times	1:01.88 [5] (0:04.69)	0:57.19 [8] (0:11.28)	0:45.91 [2] (0:10.89)	0:35.02 [1] (0:11.62)	0:23.40 [2] (0:11.37)	0:12.03 [2] (0:12.03)
Average Speed [km/h]	38.7	63.8	65.9	62.0	63.7	59.9
Top Speed [km/h]	55.7	66.7	67.0	63.4	64.9	63.0
Avg. Dist. to Rail [m]	2.1	0.4	0.7	1.5	2.7	3.5
Avg. Stride Freq. [Hz]	2.5	2.6	2.4	2.5	2.5	2.5
Avg. Stride Length [m]	4.3	6.9	7.7	7.0	7.0	6.8



- [] Ranking at each section and finish
- .-.- No data available at this section
- NA No data available



Horse/Jockey Name	Chill Out Miss
Final Rank	6
Fastest Section Time (Section)	0:04.55 (Overall)
Top Speed [km/h] (Section)	66.6 (800m)
Race State	Finished

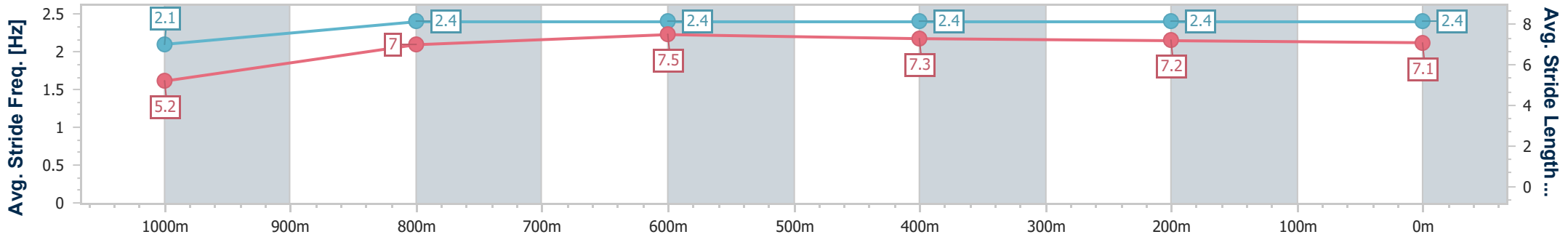
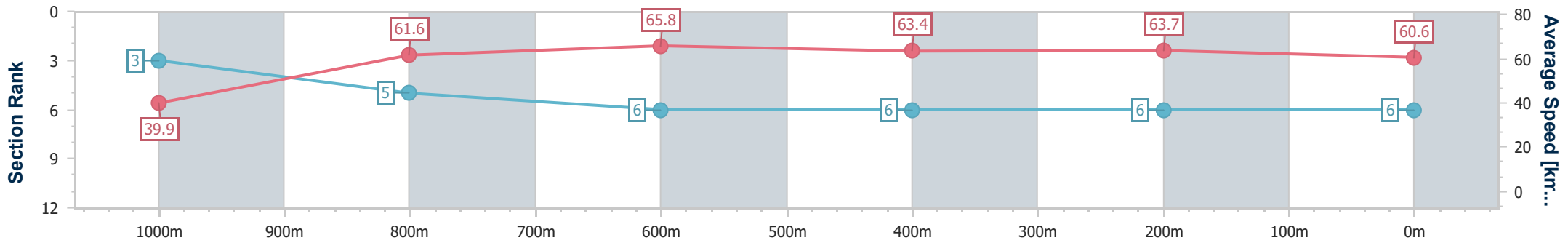


Mackay QLD Professional
 Race 7: LADBROKES YARD COMMENTS RATINGS BAND 0 - 55
 Handicap - 1050m
 11 March 2024 - 15:31



Track Rating: Soft 6, Weather: Overcast, Rail Position: True

Section	Overall	1000m	800m	600m	400m	200m
Section Times	1:02.03 [6] (0:04.55)	0:57.48 [3] (0:11.73)	0:45.75 [5] (0:11.06)	0:34.69 [6] (0:11.45)	0:23.24 [6] (0:11.40)	0:11.84 [6] (0:11.84)
Average Speed [km/h]	39.9	61.6	65.8	63.4	63.7	60.6
Top Speed [km/h]	52.5	66.4	66.6	64.3	64.8	64.0
Avg. Dist. to Rail [m]	2.6	2.8	2.4	1.2	5.8	7.5
Avg. Stride Freq. [Hz]	2.1	2.4	2.4	2.4	2.4	2.4
Avg. Stride Length [m]	5.2	7.0	7.5	7.3	7.2	7.1



- [] Ranking at each section and finish
- .-.- No data available at this section
- NA No data available



Horse/Jockey Name	Schatzi
Final Rank	7
Fastest Section Time (Section)	0:04.72 (Overall)
Top Speed [km/h] (Section)	68.0 (800m)
Race State	Finished

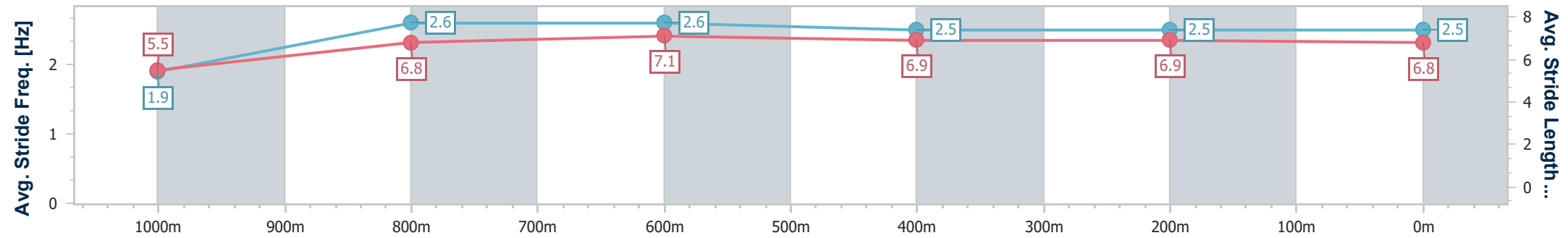
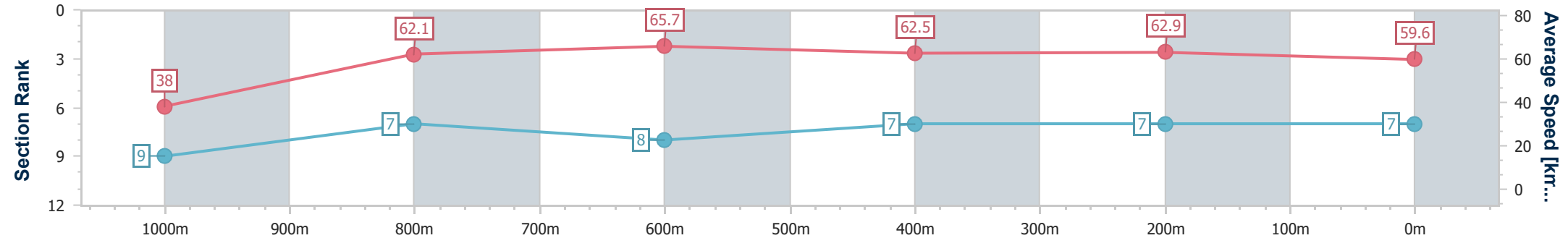


Mackay QLD Professional
 Race 7: LADBROKES YARD COMMENTS RATINGS BAND 0 - 55
 Handicap - 1050m
 11 March 2024 - 15:31



Track Rating: Soft 6, Weather: Overcast, Rail Position: True

Section	Overall	1000m	800m	600m	400m	200m
Section Times	1:02.56 [7] (0:04.72)	0:57.84 [9] (0:11.65)	0:46.19 [7] (0:11.03)	0:35.16 [8] (0:11.53)	0:23.63 [7] (0:11.53)	0:12.10 [7] (0:12.10)
Average Speed [km/h]	38.0	62.1	65.7	62.5	62.9	59.6
Top Speed [km/h]	52.6	64.7	68.0	64.7	64.0	62.7
Avg. Dist. to Rail [m]	4.3	3.3	0.9	0.7	3.6	3.1
Avg. Stride Freq. [Hz]	1.9	2.6	2.6	2.5	2.5	2.5
Avg. Stride Length [m]	5.5	6.8	7.1	6.9	6.9	6.8



- [] Ranking at each section and finish
- .-.- No data available at this section
- NA No data available



Horse/Jockey Name	Chatilly
Final Rank	8
Fastest Section Time (Section)	0:04.65 (Overall)
Top Speed [km/h] (Section)	66.1 (800m)
Race State	Finished

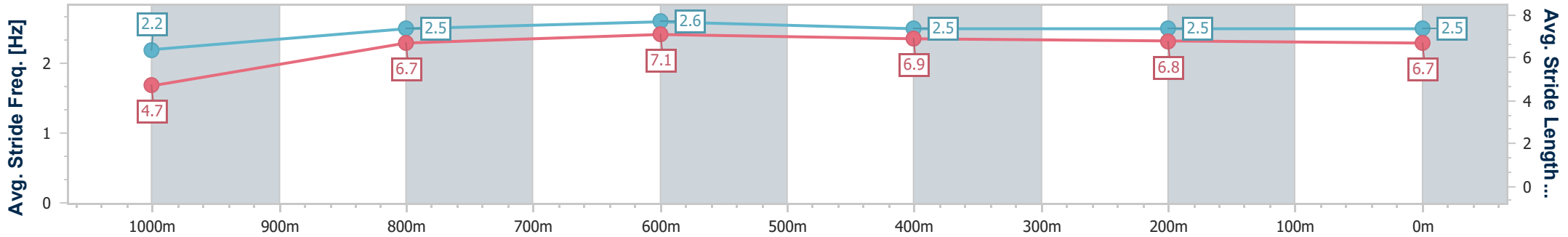
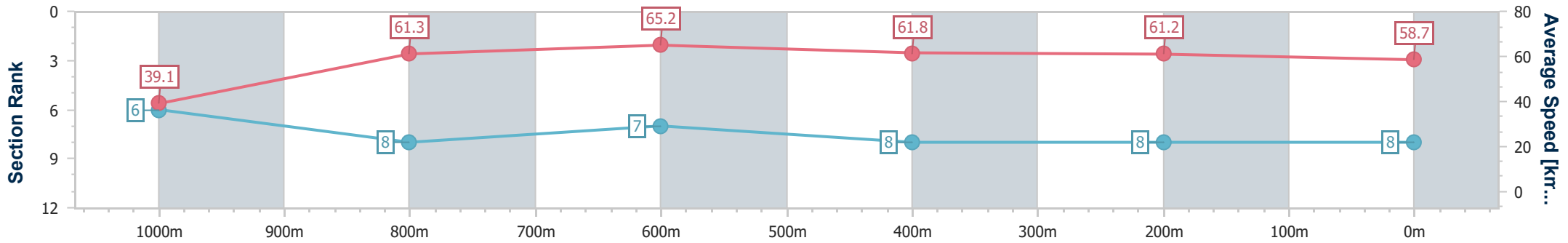


Mackay QLD Professional
 Race 7: LADBROKES YARD COMMENTS RATINGS BAND 0 - 55
 Handicap - 1050m
 11 March 2024 - 15:31



Track Rating: Soft 6, Weather: Overcast, Rail Position: True

Section	Overall	1000m	800m	600m	400m	200m
Section Times	1:03.17 [8] (0:04.65)	0:58.52 [6] (0:11.73)	0:46.79 [8] (0:10.97)	0:35.82 [7] (0:11.70)	0:24.12 [8] (0:11.86)	0:12.26 [8] (0:12.26)
Average Speed [km/h]	39.1	61.3	65.2	61.8	61.2	58.7
Top Speed [km/h]	53.0	64.6	66.1	64.9	62.2	61.3
Avg. Dist. to Rail [m]	3.8	1.1	0.9	0.8	5.0	5.9
Avg. Stride Freq. [Hz]	2.2	2.5	2.6	2.5	2.5	2.5
Avg. Stride Length [m]	4.7	6.7	7.1	6.9	6.8	6.7



- [] Ranking at each section and finish
- .-.- No data available at this section
- NA No data available



Horse/Jockey Name	Combat Mission
Final Rank	9
Fastest Section Time (Section)	0:04.59 (Overall)
Top Speed [km/h] (Section)	66.5 (800m)
Race State	Finished

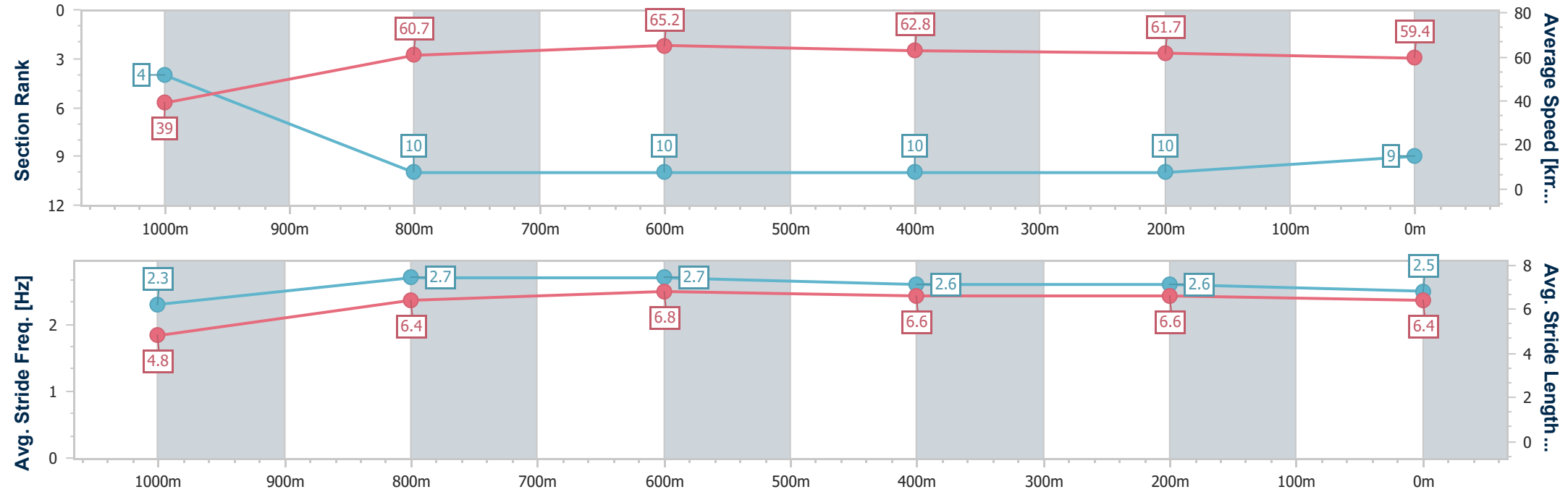


Mackay QLD Professional
 Race 7: LADBROKES YARD COMMENTS RATINGS BAND 0 - 55
 Handicap - 1050m
 11 March 2024 - 15:31



Track Rating: Soft 6, Weather: Overcast, Rail Position: True

Section	Overall	1000m	800m	600m	400m	200m
Section Times	1:03.22 [9] (0:04.59)	0:58.63 [4] (0:12.01)	0:46.62 [10] (0:11.21)	0:35.41 [10] (0:11.56)	0:23.85 [10] (0:11.71)	0:12.14 [10] (0:12.14)
Average Speed [km/h]	39.0	60.7	65.2	62.8	61.7	59.4
Top Speed [km/h]	50.5	64.8	66.5	64.6	63.2	63.7
Avg. Dist. to Rail [m]	6.4	6.4	3.2	1.3	3.6	5.0
Avg. Stride Freq. [Hz]	2.3	2.7	2.7	2.6	2.6	2.5
Avg. Stride Length [m]	4.8	6.4	6.8	6.6	6.6	6.4



- [] Ranking at each section and finish
- .-.- No data available at this section
- NA No data available



Horse/Jockey Name	Act Of Royalty
Final Rank	10
Fastest Section Time (Section)	0:04.86 (Overall)
Top Speed [km/h] (Section)	66.2 (800m)
Race State	Finished

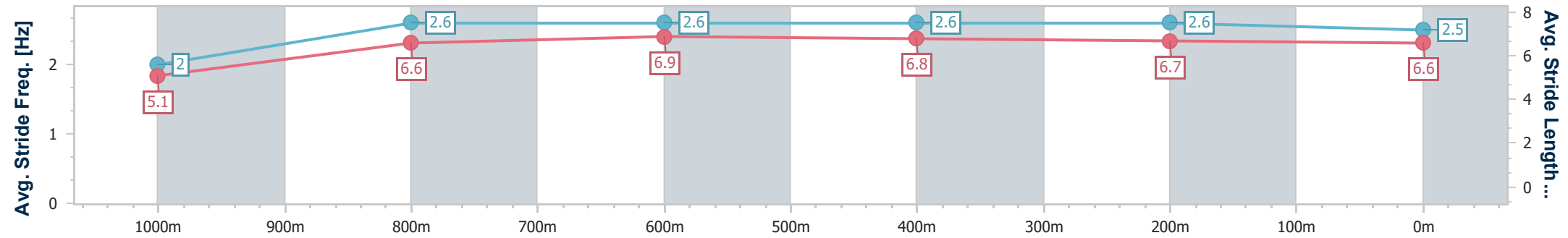
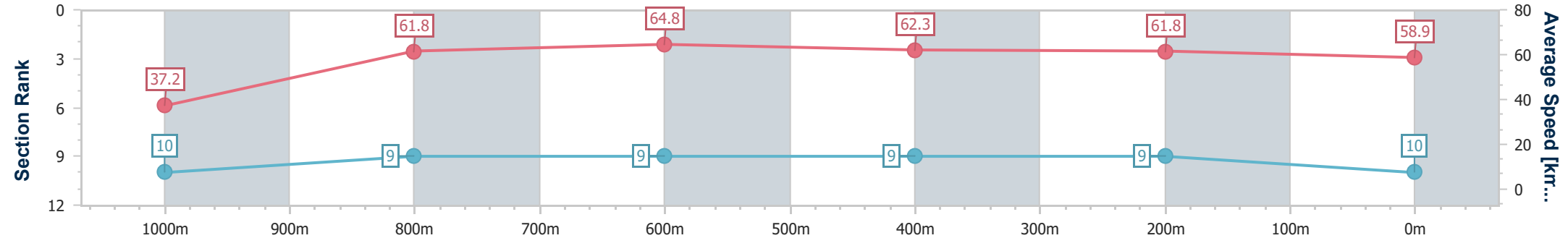


Mackay QLD Professional
 Race 7: LADBROKES YARD COMMENTS RATINGS BAND 0 - 55
 Handicap - 1050m
 11 March 2024 - 15:31



Track Rating: Soft 6, Weather: Overcast, Rail Position: True

Section	Overall	1000m	800m	600m	400m	200m
Section Times	1:03.25 [10] (0:04.86)	0:58.39 [10] (0:11.73)	0:46.66 [9] (0:11.12)	0:35.54 [9] (0:11.63)	0:23.91 [9] (0:11.70)	0:12.21 [9] (0:12.21)
Average Speed [km/h]	37.2	61.8	64.8	62.3	61.8	58.9
Top Speed [km/h]	51.1	65.6	66.2	64.0	62.8	61.5
Avg. Dist. to Rail [m]	2.6	2.7	1.4	0.7	2.5	3.2
Avg. Stride Freq. [Hz]	2.0	2.6	2.6	2.6	2.6	2.5
Avg. Stride Length [m]	5.1	6.6	6.9	6.8	6.7	6.6



- [] Ranking at each section and finish
- .-.- No data available at this section
- NA No data available