



Mackay QLD Professional

Race 5: LADBROKES RACING CLUB OPEN Handicap - 1300m

11 March 2024 - 14:12



MACKAY TURF CLUB
Ooralea Racecourse

Track Rating: Soft 6, Weather: Overcast, Rail Position: True

Section												Last 600m
Field Times												0:35.37
					Overall	1200m	1000m	800m	600m	400m		
					1:17.04 (0:07.71)	1:09.33 (0:11.43)	0:57.90 (0:11.21)	0:46.69 (0:11.32)	0:35.37 (0:11.49)	0:23.88 (0:11.58)		
Rank	TAB	Horse/Jockey	Barrier	Top Speed [km/h]	Fastest Section							Distance Travelled [m]
1	1	NAMAZU Ashley Butler	1	65.7 1200m	0:07.97 Overall	1:17.04 [1] (0:07.97)	1:09.07 [2] (0:11.17)	0:57.90 [1] (0:11.21)	0:46.69 [1] (0:11.32)	0:35.37 [1] (0:11.49)	0:23.88 [1] (0:11.58)	0:35.37
2	5	BOLD AND LUCY Adrian Layt	5	65.6 600m	0:08.07 Overall	1:17.35 [2] (0:08.07)	1:09.28 [5] (0:11.65)	0:57.63 [6] (0:11.44)	0:46.19 [6] (0:11.35)	0:34.84 [6] (0:11.53)	0:23.31 [6] (0:11.28)	0:34.84 +3
3	7	READY FOR MAGIC Brooke Johnson	7	65.0 1000m	0:07.99 Overall	1:17.76 [3] (0:07.99)	1:09.77 [3] (0:11.53)	0:58.24 [5] (0:11.34)	0:46.90 [4] (0:11.46)	0:35.44 [5] (0:11.70)	0:23.74 [5] (0:11.60)	0:35.44 +6
4	9	CLASS OF ROYALTY Chris Whiteley	9	64.5 1000m	0:08.21 Overall	1:17.77 [4] (0:08.21)	1:09.56 [7] (0:11.78)	0:57.78 [8] (0:11.34)	0:46.44 [8] (0:11.39)	0:35.05 [8] (0:11.60)	0:23.45 [8] (0:11.50)	0:35.05 +4
5	2	BRAD Nikki Olzard	2	64.7 1000m	0:08.02 Overall	1:17.86 [5] (0:08.02)	1:09.84 [4] (0:11.50)	0:58.34 [4] (0:11.40)	0:46.94 [5] (0:11.35)	0:35.59 [4] (0:11.64)	0:23.95 [4] (0:11.66)	0:35.59 -4
6	3	KOBE ROCKS Gabrielle Semmens	3	64.9 1200m	0:07.71 Overall	1:17.94 [6] (0:07.71)	1:10.23 [1] (0:11.44)	0:58.79 [2] (0:11.56)	0:47.23 [3] (0:11.44)	0:35.79 [3] (0:11.64)	0:24.15 [3] (0:11.64)	0:35.79 -2
7	4	CABALO ESCURO Nicole Seymour	4	66.2 1000m	0:08.20 Overall	1:17.94 [7] (0:08.20)	1:09.74 [6] (0:11.21)	0:58.53 [3] (0:11.16)	0:47.37 [2] (0:11.16)	0:36.21 [2] (0:11.57)	0:24.64 [2] (0:11.94)	0:36.21 +5
8	8	FANAAR Corey Bayliss	8	63.8 1000m	0:08.26 Overall	1:18.06 [8] (0:08.26)	1:09.80 [8] (0:11.60)	0:58.20 [7] (0:11.34)	0:46.86 [7] (0:11.47)	0:35.39 [7] (0:11.53)	0:23.86 [7] (0:11.59)	0:35.39 -5

Scratched: Fighting Commando (#6)

[] Ranking at each section and finish
 -:-:- No data available at this section
 NA No data available

SCN Saddle cloth number
 DNF Did not finish
 DNT Did not track

Mackay QLD Professional

Race 5: LADBROKES RACING CLUB OPEN Handicap - 1300m



MACKAY TURF CLUB
Ooralea Racecourse

11 March 2024 - 14:12

Track Rating: Soft 6, Weather: Overcast, Rail Position: True

Section				200m				Last 600m	
Field Times				0:12.30 (0:12.30)				0:35.37	
Rank	TAB	Horse/Jockey	Barrier	Top Speed [km/h]	Fastest Section	Margin			Distance Travelled [m]
1	1	NAMAZU Ashley Butler	1	65.7 1200m	0:07.97 Overall	0:12.30 [1] (0:12.30)	1:17.04		0:35.37
2	5	BOLD AND LUCY Adrian Layt	5	65.6 600m	0:08.07 Overall	0:12.03 [3] (0:12.03)	1.87L		0:34.84 +3
3	7	READY FOR MAGIC Brooke Johnson	7	65.0 1000m	0:07.99 Overall	0:12.14 [6] (0:12.14)	4.25L		0:35.44 +6
4	9	CLASS OF ROYALTY Chris Whiteley	9	64.5 1000m	0:08.21 Overall	0:11.95 [8] (0:11.95)	4.29L		0:35.05 +4
5	2	BRAD Nikki Olzard	2	64.7 1000m	0:08.02 Overall	0:12.29 [5] (0:12.29)	4.83L		0:35.59 -4
6	3	KOBE ROCKS Gabrielle Semmens	3	64.9 1200m	0:07.71 Overall	0:12.51 [4] (0:12.51)	5.34L		0:35.79 -2
7	4	CABALO ESCURO Nicole Seymour	4	66.2 1000m	0:08.20 Overall	0:12.70 [2] (0:12.70)	5.35L		0:36.21 +5
8	8	FANAAR Corey Bayliss	8	63.8 1000m	0:08.26 Overall	0:12.27 [7] (0:12.27)	6.03L		0:35.39 -5

Scratched: Fighting Commando (#6)



Horse/Jockey Name	Namazu
Final Rank	1
Fastest Section Time (Section)	0:07.97 (Overall)
Top Speed [km/h] (Section)	65.7 (1200m)
Race State	Finished



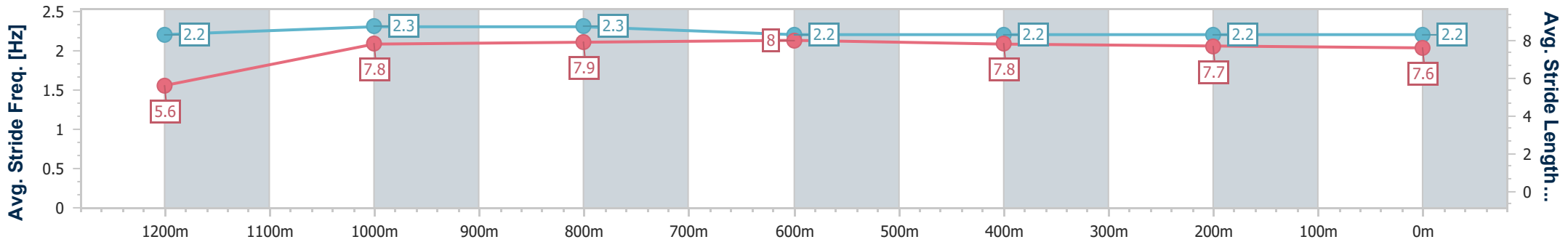
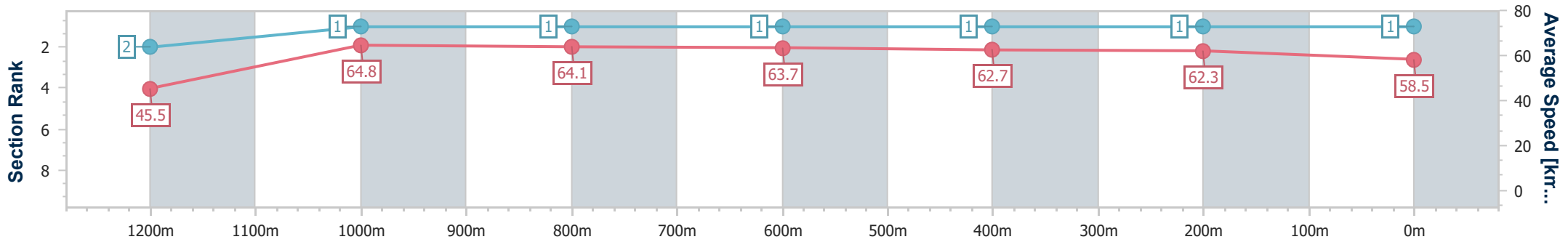
Mackay QLD Professional
Race 5: LADBROKES RACING CLUB OPEN Handicap - 1300m



11 March 2024 - 14:12

Track Rating: Soft 6, Weather: Overcast, Rail Position: True

Section	Overall	1200m	1000m	800m	600m	400m	200m
Section Times	1:17.04 [1] (0:07.97)	1:09.07 [2] (0:11.17)	0:57.90 [1] (0:11.21)	0:46.69 [1] (0:11.32)	0:35.37 [1] (0:11.49)	0:23.88 [1] (0:11.58)	0:12.30 [1] (0:12.30)
Average Speed [km/h]	45.5	64.8	64.1	63.7	62.7	62.3	58.5
Top Speed [km/h]	62.7	65.7	65.2	64.4	63.1	63.1	61.8
Avg. Dist. to Rail [m]	12.6	4.4	0.3	0.5	0.6	2.1	2.1
Avg. Stride Freq. [Hz]	2.2	2.3	2.3	2.2	2.2	2.2	2.2
Avg. Stride Length [m]	5.6	7.8	7.9	8.0	7.8	7.7	7.6



- [] Ranking at each section and finish
- .-.- No data available at this section
- NA No data available



Horse/Jockey Name	Bold And Lucy
Final Rank	2
Fastest Section Time (Section)	0:08.07 (Overall)
Top Speed [km/h] (Section)	65.6 (600m)
Race State	Finished



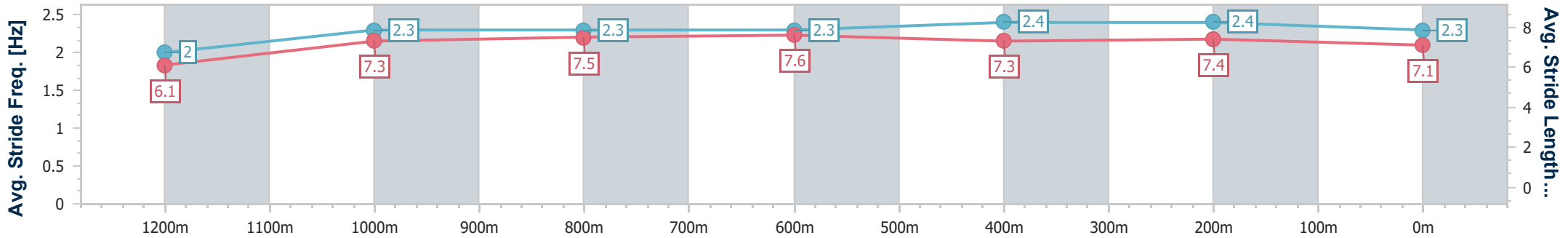
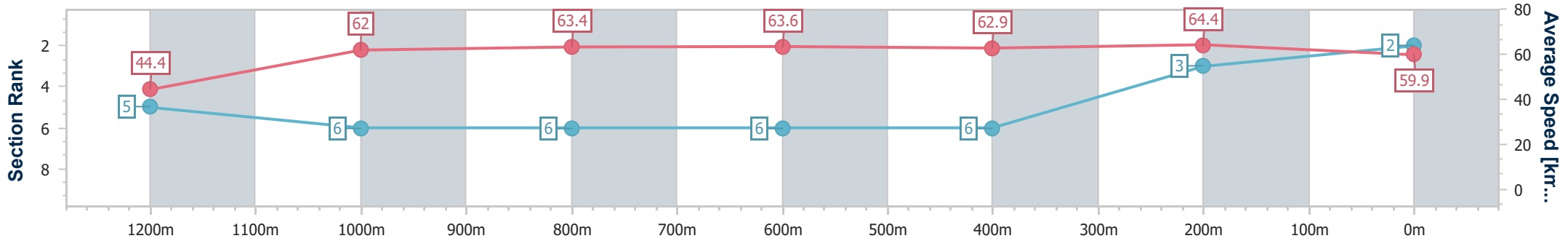
Mackay QLD Professional
Race 5: LADBROKES RACING CLUB OPEN Handicap - 1300m



11 March 2024 - 14:12

Track Rating: Soft 6, Weather: Overcast, Rail Position: True

Section	Overall	1200m	1000m	800m	600m	400m	200m
Section Times	1:17.35 [2] (0:08.07)	1:09.28 [5] (0:11.65)	0:57.63 [6] (0:11.44)	0:46.19 [6] (0:11.35)	0:34.84 [6] (0:11.53)	0:23.31 [6] (0:11.28)	0:12.03 [3]
Average Speed [km/h]	44.4	62.0	63.4	63.6	62.9	64.4	59.9
Top Speed [km/h]	61.0	63.3	64.3	64.9	65.6	65.6	62.9
Avg. Dist. to Rail [m]	8.3	1.9	1.1	1.4	1.3	3.9	4.3
Avg. Stride Freq. [Hz]	2.0	2.3	2.3	2.3	2.4	2.4	2.3
Avg. Stride Length [m]	6.1	7.3	7.5	7.6	7.3	7.4	7.1



- [] Ranking at each section and finish
- .-.- No data available at this section
- NA No data available



Horse/Jockey Name	Ready For Magic
Final Rank	3
Fastest Section Time (Section)	0:07.99 (Overall)
Top Speed [km/h] (Section)	65.0 (1000m)
Race State	Finished



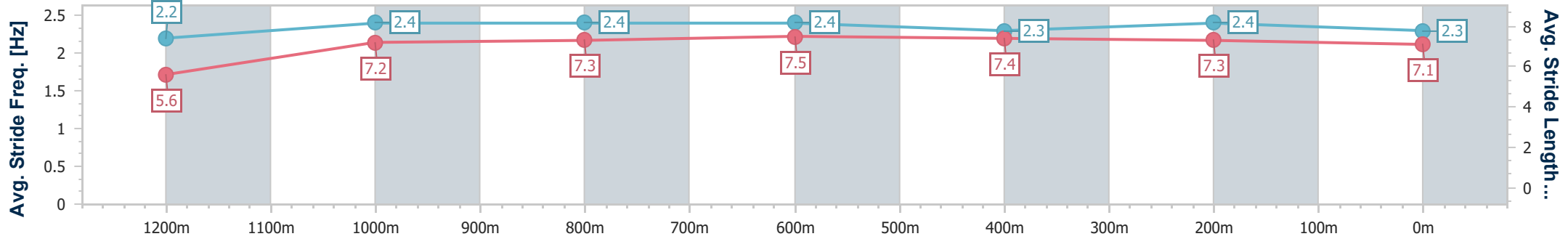
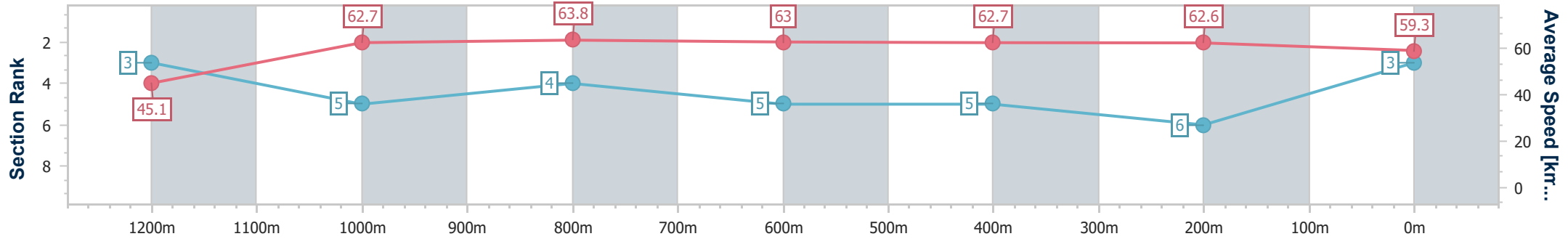
Mackay QLD Professional
Race 5: LADBROKES RACING CLUB OPEN Handicap - 1300m



11 March 2024 - 14:12

Track Rating: Soft 6, Weather: Overcast, Rail Position: True

Section	Overall	1200m	1000m	800m	600m	400m	200m
Section Times	1:17.76 [3] (0:07.99)	1:09.77 [3] (0:11.53)	0:58.24 [5] (0:11.34)	0:46.90 [4] (0:11.46)	0:35.44 [5] (0:11.70)	0:23.74 [5] (0:11.60)	0:12.14 [6] (0:12.14)
Average Speed [km/h]	45.1	62.7	63.8	63.0	62.7	62.6	59.3
Top Speed [km/h]	59.6	64.5	65.0	64.5	63.5	63.5	62.8
Avg. Dist. to Rail [m]	9.2	2.1	0.9	2.0	2.4	4.9	5.5
Avg. Stride Freq. [Hz]	2.2	2.4	2.4	2.4	2.3	2.4	2.3
Avg. Stride Length [m]	5.6	7.2	7.3	7.5	7.4	7.3	7.1



- [] Ranking at each section and finish
- .-.- No data available at this section
- NA No data available



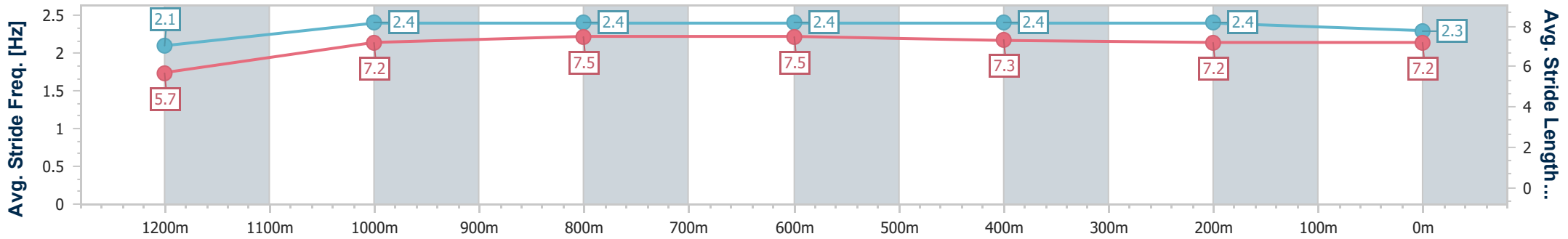
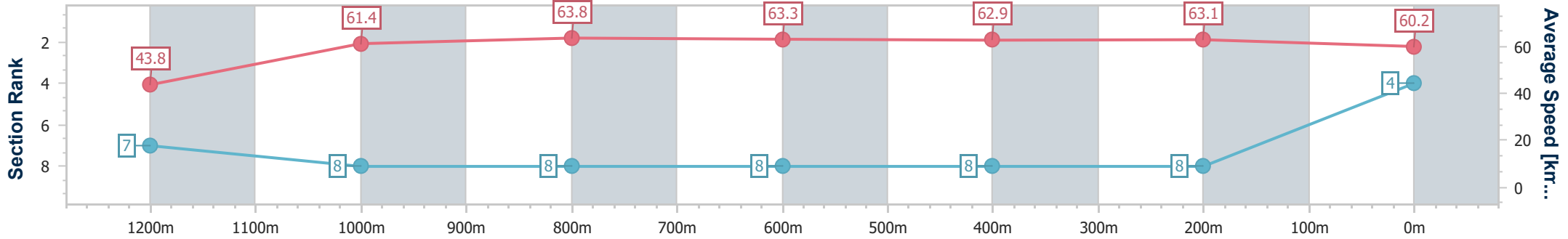
Horse/Jockey Name	Class Of Royalty
Final Rank	4
Fastest Section Time (Section)	0:08.21 (Overall)
Top Speed [km/h] (Section)	64.5 (1000m)
Race State	Finished



Mackay QLD Professional
 Race 5: LADBROKES RACING CLUB OPEN Handicap - 1300m
 11 March 2024 - 14:12
 Track Rating: Soft 6, Weather: Overcast, Rail Position: True



Section	Overall	1200m	1000m	800m	600m	400m	200m
Section Times	1:17.77 [4] (0:08.21)	1:09.56 [7] (0:11.78)	0:57.78 [8] (0:11.34)	0:46.44 [8] (0:11.39)	0:35.05 [8] (0:11.60)	0:23.45 [8] (0:11.50)	0:11.95 [8] (0:11.95)
Average Speed [km/h]	43.8	61.4	63.8	63.3	62.9	63.1	60.2
Top Speed [km/h]	58.6	63.1	64.5	64.1	64.1	64.2	62.4
Avg. Dist. to Rail [m]	10.8	2.2	1.2	1.9	1.7	4.9	6.4
Avg. Stride Freq. [Hz]	2.1	2.4	2.4	2.4	2.4	2.4	2.3
Avg. Stride Length [m]	5.7	7.2	7.5	7.5	7.3	7.2	7.2



- [] Ranking at each section and finish
- .-.- No data available at this section
- NA No data available



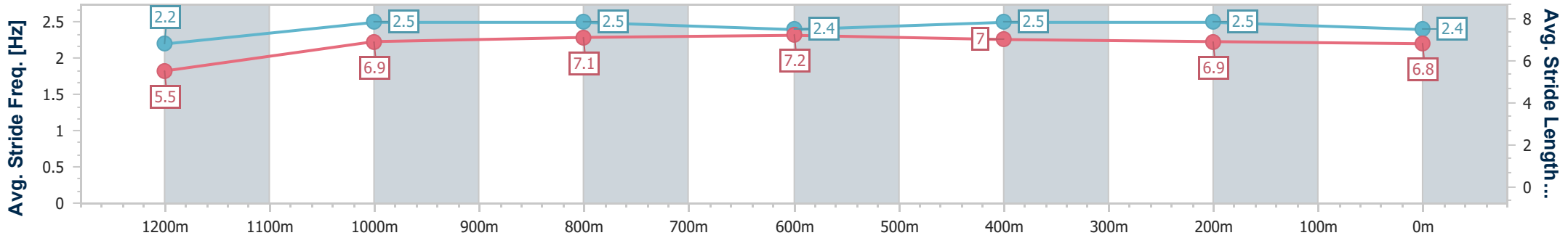
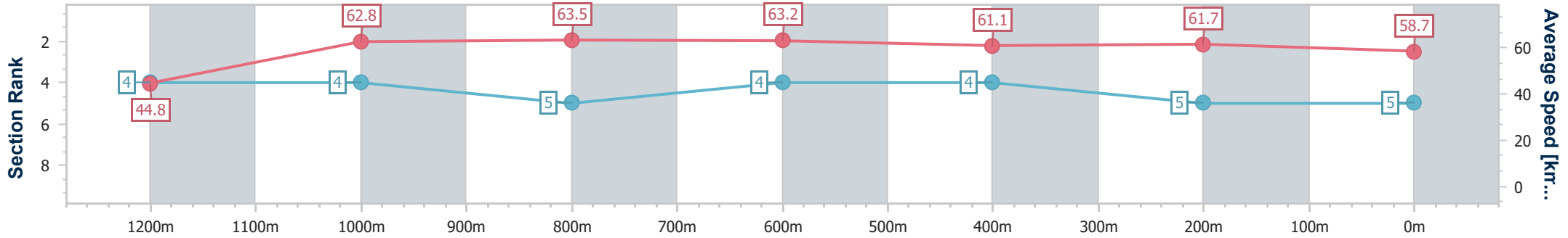
Horse/Jockey Name	Brad
Final Rank	5
Fastest Section Time (Section)	0:08.02 (Overall)
Top Speed [km/h] (Section)	64.7 (1000m)
Race State	Finished



Mackay QLD Professional
 Race 5: LADBROKES RACING CLUB OPEN Handicap - 1300m
 11 March 2024 - 14:12
 Track Rating: Soft 6, Weather: Overcast, Rail Position: True



Section	Overall	1200m	1000m	800m	600m	400m	200m
Section Times	1:17.86 [5] (0:08.02)	1:09.84 [4] (0:11.50)	0:58.34 [4] (0:11.40)	0:46.94 [5] (0:11.35)	0:35.59 [4] (0:11.64)	0:23.95 [4] (0:11.66)	0:12.29 [5] (0:12.29)
Average Speed [km/h]	44.8	62.8	63.5	63.2	61.1	61.7	58.7
Top Speed [km/h]	60.7	64.1	64.7	63.7	62.4	63.1	62.9
Avg. Dist. to Rail [m]	5.8	1.3	1.3	0.6	1.3	1.7	3.0
Avg. Stride Freq. [Hz]	2.2	2.5	2.5	2.4	2.5	2.5	2.4
Avg. Stride Length [m]	5.5	6.9	7.1	7.2	7.0	6.9	6.8



- [] Ranking at each section and finish
- .-.- No data available at this section
- NA No data available



Horse/Jockey Name	Kobe Rocks
Final Rank	6
Fastest Section Time (Section)	0:07.71 (Overall)
Top Speed [km/h] (Section)	64.9 (1200m)
Race State	Finished



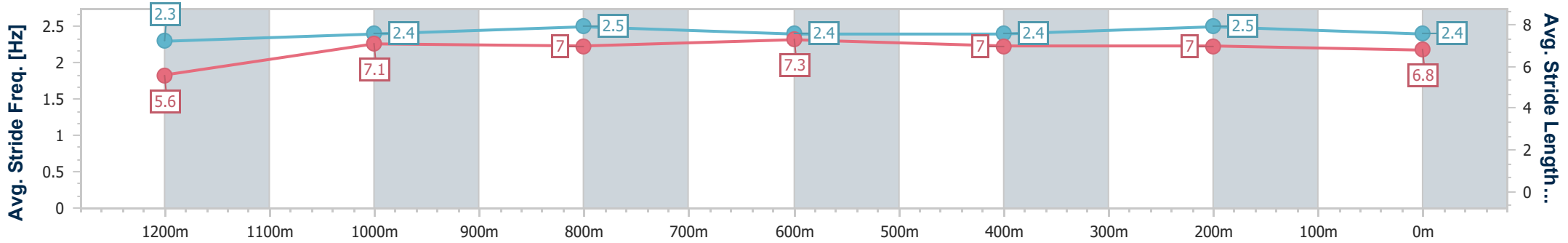
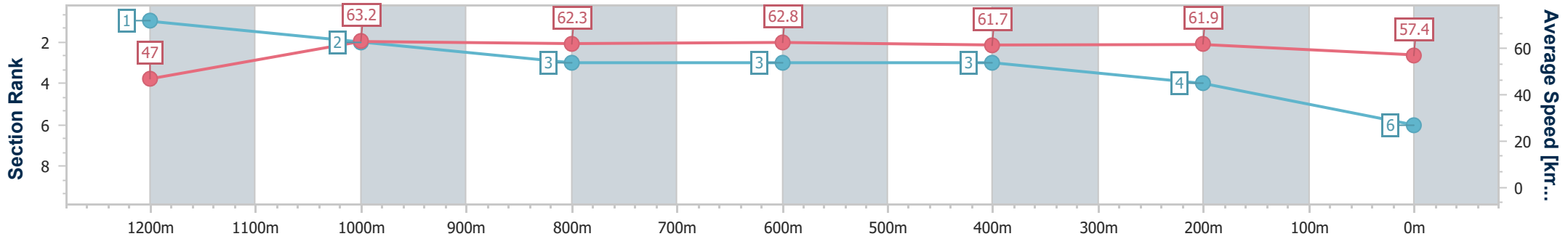
Mackay QLD Professional
Race 5: LADBROKES RACING CLUB OPEN Handicap - 1300m



11 March 2024 - 14:12

Track Rating: Soft 6, Weather: Overcast, Rail Position: True

Section	Overall	1200m	1000m	800m	600m	400m	200m
Section Times	1:17.94 [6] (0:07.71)	1:10.23 [1] (0:11.44)	0:58.79 [2] (0:11.56)	0:47.23 [3] (0:11.44)	0:35.79 [3] (0:11.64)	0:24.15 [3] (0:11.64)	0:12.51 [4] (0:12.51)
Average Speed [km/h]	47.0	63.2	62.3	62.8	61.7	61.9	57.4
Top Speed [km/h]	60.8	64.9	64.6	63.5	63.2	63.0	61.4
Avg. Dist. to Rail [m]	8.0	1.6	0.6	0.6	0.7	1.1	1.3
Avg. Stride Freq. [Hz]	2.3	2.4	2.5	2.4	2.4	2.5	2.4
Avg. Stride Length [m]	5.6	7.1	7.0	7.3	7.0	7.0	6.8



- [] Ranking at each section and finish
- .-.- No data available at this section
- NA No data available



Horse/Jockey Name	Cabalo Escuro
Final Rank	7
Fastest Section Time (Section)	0:08.20 (Overall)
Top Speed [km/h] (Section)	66.2 (1000m)
Race State	Finished



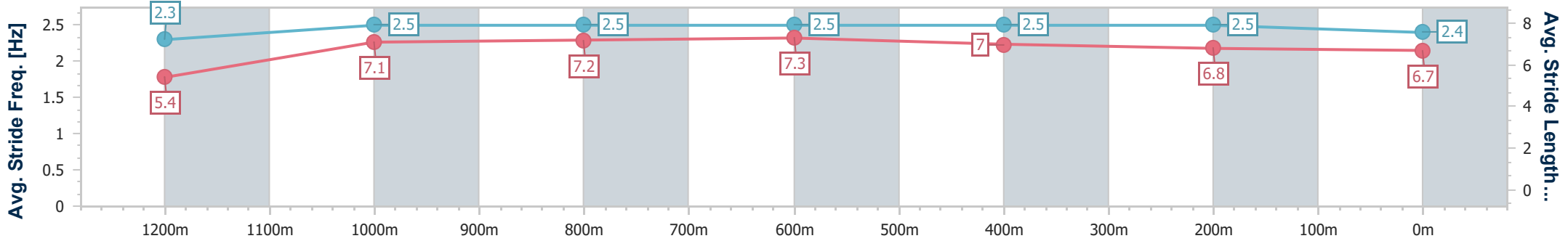
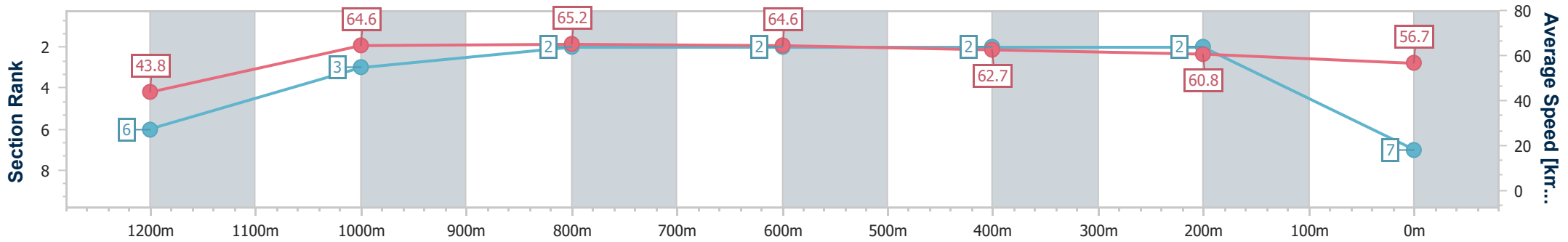
Mackay QLD Professional
Race 5: LADBROKES RACING CLUB OPEN Handicap - 1300m



11 March 2024 - 14:12

Track Rating: Soft 6, Weather: Overcast, Rail Position: True

Section	Overall	1200m	1000m	800m	600m	400m	200m
Section Times	1:17.94 [7] (0:08.20)	1:09.74 [6] (0:11.21)	0:58.53 [3] (0:11.16)	0:47.37 [2] (0:11.16)	0:36.21 [2] (0:11.57)	0:24.64 [2] (0:11.94)	0:12.70 [2] (0:12.70)
Average Speed [km/h]	43.8	64.6	65.2	64.6	62.7	60.8	56.7
Top Speed [km/h]	63.4	66.2	66.2	65.2	63.7	62.0	60.5
Avg. Dist. to Rail [m]	11.9	4.6	2.7	1.2	1.3	3.8	3.3
Avg. Stride Freq. [Hz]	2.3	2.5	2.5	2.5	2.5	2.5	2.4
Avg. Stride Length [m]	5.4	7.1	7.2	7.3	7.0	6.8	6.7



- [] Ranking at each section and finish
- .-.- No data available at this section
- NA No data available



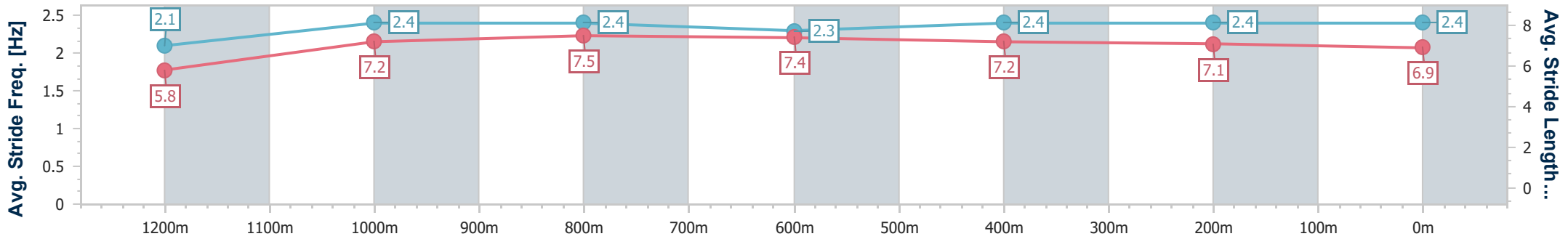
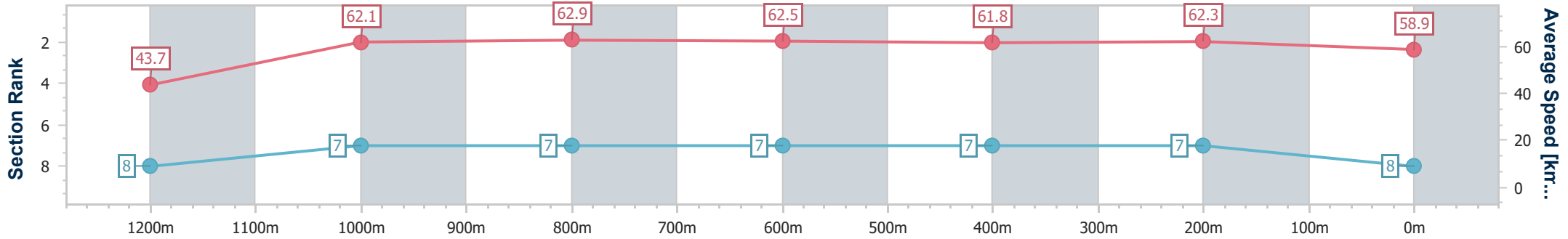
Horse/Jockey Name	Fanaar
Final Rank	8
Fastest Section Time (Section)	0:08.26 (Overall)
Top Speed [km/h] (Section)	63.8 (1000m)
Race State	Finished



Mackay QLD Professional
 Race 5: LADBROKES RACING CLUB OPEN Handicap - 1300m
 11 March 2024 - 14:12
 Track Rating: Soft 6, Weather: Overcast, Rail Position: True



Section	Overall	1200m	1000m	800m	600m	400m	200m
Section Times	1:18.06 [8] (0:08.26)	1:09.80 [8] (0:11.60)	0:58.20 [7] (0:11.34)	0:46.86 [7] (0:11.47)	0:35.39 [7] (0:11.53)	0:23.86 [7] (0:11.59)	0:12.27 [7] (0:12.27)
Average Speed [km/h]	43.7	62.1	62.9	62.5	61.8	62.3	58.9
Top Speed [km/h]	59.0	63.3	63.8	62.8	62.6	63.0	61.3
Avg. Dist. to Rail [m]	6.8	0.7	1.3	1.9	1.2	3.3	4.9
Avg. Stride Freq. [Hz]	2.1	2.4	2.4	2.3	2.4	2.4	2.4
Avg. Stride Length [m]	5.8	7.2	7.5	7.4	7.2	7.1	6.9



- [] Ranking at each section and finish
- .-.- No data available at this section
- NA No data available