



# Mackay QLD Professional

## Race 1: SKY RACING BENCHMARK 65 Handicap - 1800m

11 March 2024 - 11:49



MACKAY TURF CLUB  
Ooralea Racecourse

Track Rating: Soft 7, Weather: Overcast, Rail Position: True

Section		Overall	1600m	1400m	1200m	1000m	800m	600m	Last 600m				
Field Times		1:52.52 (0:13.36)	1:39.16 (0:11.56)	1:27.60 (0:12.80)	1:14.80 (0:12.62)	1:02.18 (0:12.27)	0:49.91 (0:12.40)	0:37.51 (0:12.32)	0:37.51				
Rank	TAB Horse/Jockey	Barrier	Top Speed [km/h]	Fastest Section									Distance Travelled [m]
1	8 FLYING ARION Warwick Satherley	8	63.1 Overall	0:11.90 1600m	1:52.52 [1] (0:13.98)	1:38.54 [7] (0:11.90)	1:26.64 [7] (0:12.51)	1:14.13 [7] (0:12.77)	1:01.36 [7] (0:12.48)	0:48.88 [7] (0:12.24)	0:36.64 [7] (0:12.13)	0:36.64	
2	5 VANA STAR Georgina Cartwright	5	66.0 1600m	0:11.56 1600m	1:52.56 [2] (0:13.36)	1:39.20 [1] (0:11.56)	1:27.64 [1] (0:12.80)	1:14.84 [1] (0:12.62)	1:02.22 [1] (0:12.27)	0:49.95 [1] (0:12.40)	0:37.55 [1] (0:12.32)	0:37.55	-10
3	4 LEICA BITA FUN Chris Whiteley	4	65.3 Overall	0:11.73 1600m	1:52.60 [3] (0:13.62)	1:38.98 [3] (0:11.73)	1:27.25 [4] (0:12.75)	1:14.50 [5] (0:12.77)	1:01.73 [5] (0:12.45)	0:49.28 [5] (0:12.41)	0:36.87 [5] (0:12.19)	0:36.87	-11
3	9 MOHAHNA Adam Sewell	9	64.0 Overall	0:11.88 1600m	1:52.60 [3] (0:13.85)	1:38.75 [6] (0:11.88)	1:26.87 [6] (0:12.61)	1:14.26 [6] (0:12.68)	1:01.58 [6] (0:12.32)	0:49.26 [6] (0:12.42)	0:36.84 [6] (0:12.30)	0:36.84	-17
5	6 LENNY ROCKET Corey Bayliss	6	63.6 1600m	0:11.82 1600m	1:52.75 [5] (0:13.69)	1:39.06 [4] (0:11.82)	1:27.24 [5] (0:12.56)	1:14.68 [4] (0:12.35)	1:02.33 [2] (0:12.40)	0:49.93 [2] (0:12.46)	0:37.47 [2] (0:12.16)	0:37.47	-10
6	7 CALDANTE Gabrielle Semmens	7	65.5 Overall	0:11.61 1600m	1:53.07 [6] (0:13.50)	1:39.57 [2] (0:11.61)	1:27.96 [2] (0:12.73)	1:15.23 [2] (0:12.75)	1:02.48 [3] (0:12.43)	0:50.05 [4] (0:12.45)	0:37.60 [4] (0:12.24)	0:37.60	-10
7	1 MOTAMAYIZ Nikki Olzard	1	64.9 1600m	0:11.53 1600m	1:53.59 [7] (0:13.77)	1:39.82 [5] (0:11.53)	1:28.29 [3] (0:12.69)	1:15.60 [3] (0:12.74)	1:02.86 [4] (0:12.24)	0:50.62 [3] (0:12.34)	0:38.28 [3] (0:12.26)	0:38.28	-36

Scratched: Devil Kick (#2), Edgeofdreams (#3)

[ ] Ranking at each section and finish  
 -:-:- No data available at this section  
 NA No data available

SCN Saddle cloth number  
 DNF Did not finish  
 DNT Did not track



# Mackay QLD Professional

## Race 1: SKY RACING BENCHMARK 65 Handicap - 1800m



MACKAY TURF CLUB  
Ooralea Racecourse

11 March 2024 - 11:49

Track Rating: Soft 7, Weather: Overcast, Rail Position: True

Section				400m	200m			Last 600m		
Field Times				0:25.19 (0:12.13)	0:13.06 (0:13.06)			0:37.51		
Rank	TAB	Horse/Jockey	Barrier	Top Speed [km/h]	Fastest Section	Margin				Distance Travelled [m]
1	8	<b>FLYING ARION</b> Warwick Satherley	8	63.1 Overall	0:11.90 1600m	0:24.51 [6] (0:12.13)	0:12.38 [6] (0:12.38)	1:52.52	0:36.64	
2	5	<b>VANA STAR</b> Georgina Cartwright	5	66.0 1600m	0:11.56 1600m	0:25.23 [1] (0:12.13)	0:13.10 [1] (0:13.10)	0.21L	0:37.55	-10
3	4	<b>LEICA BITA FUN</b> Chris Whiteley	4	65.3 Overall	0:11.73 1600m	0:24.68 [5] (0:12.07)	0:12.61 [4] (0:12.61)	0.49L	0:36.87	-11
3	9	<b>MOHAHNA</b> Adam Sewell	9	64.0 Overall	0:11.88 1600m	0:24.54 [7] (0:12.10)	0:12.44 [7] (0:12.44)	0.49L	0:36.84	-17
5	6	<b>LENNY ROCKET</b> Corey Bayliss	6	63.6 1600m	0:11.82 1600m	0:25.31 [2] (0:12.24)	0:13.07 [2] (0:13.07)	1.38L	0:37.47	-10
6	7	<b>CALDANTE</b> Gabrielle Semmens	7	65.5 Overall	0:11.61 1600m	0:25.36 [4] (0:12.27)	0:13.09 [3] (0:13.09)	3.22L	0:37.60	-10
7	1	<b>MOTAMAYIZ</b> Nikki Olzard	1	64.9 1600m	0:11.53 1600m	0:26.02 [3] (0:12.49)	0:13.53 [5] (0:13.53)	6.26L	0:38.28	-36

Scratched: Devil Kick (#2), Edgeofdreams (#3)



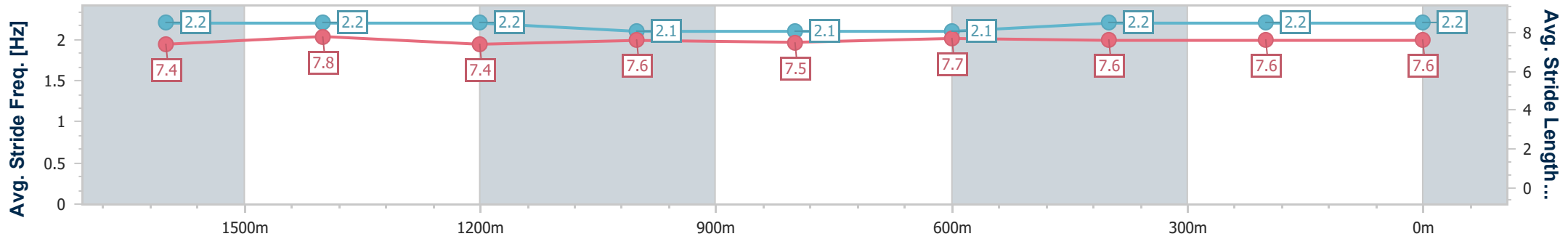
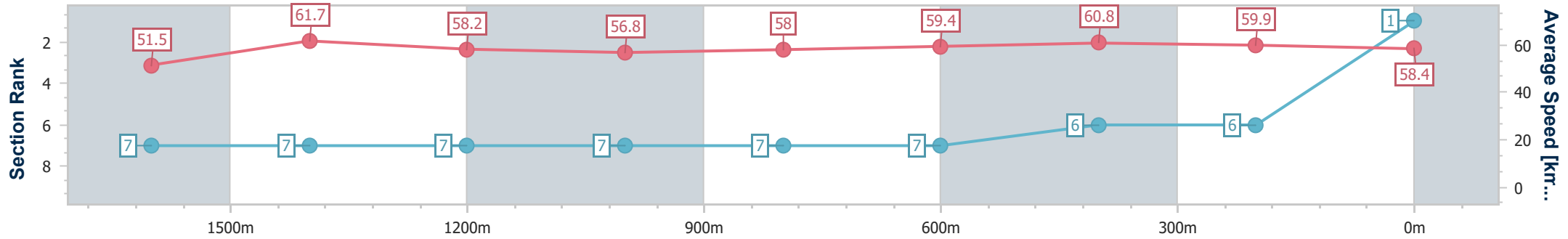
Horse/Jockey Name	Flying Arion
Final Rank	1
Fastest Section Time (Section)	0:11.90 (1600m)
Top Speed [km/h] (Section)	63.1 (Overall)
Race State	Finished



Mackay QLD Professional  
 Race 1: SKY RACING BENCHMARK 65 Handicap - 1800m  
 11 March 2024 - 11:49  
 Track Rating: Soft 7, Weather: Overcast, Rail Position: True



Section	Overall	1600m	1400m	1200m	1000m	800m	600m	400m	200m
Section Times	1:52.52 [1] (0:13.98)	1:38.54 [7] (0:11.90)	1:26.64 [7] (0:12.51)	1:14.13 [7] (0:12.77)	1:01.36 [7] (0:12.48)	0:48.88 [7] (0:12.24)	0:36.64 [7] (0:12.13)	0:24.51 [6] (0:12.13)	0:12.38 [6] (0:12.38)
Average Speed [km/h]	51.5	61.7	58.2	56.8	58.0	59.4	60.8	59.9	58.4
Top Speed [km/h]	63.1	63.0	61.8	57.6	59.8	59.9	61.5	60.8	60.1
Avg. Dist. to Rail [m]	6.6	3.1	2.2	2.5	2.3	2.5	3.3	6.4	8.8
Avg. Stride Freq. [Hz]	2.2	2.2	2.2	2.1	2.1	2.1	2.2	2.2	2.2
Avg. Stride Length [m]	7.4	7.8	7.4	7.6	7.5	7.7	7.6	7.6	7.6



- [ ] Ranking at each section and finish
- .-.- No data available at this section
- NA No data available



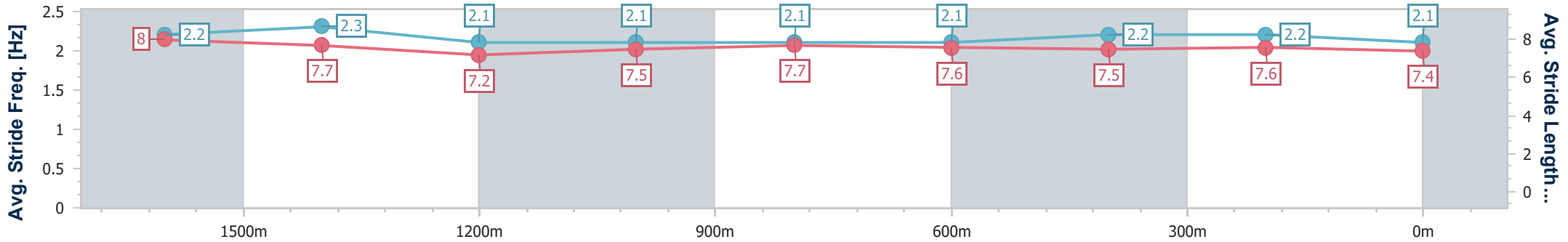
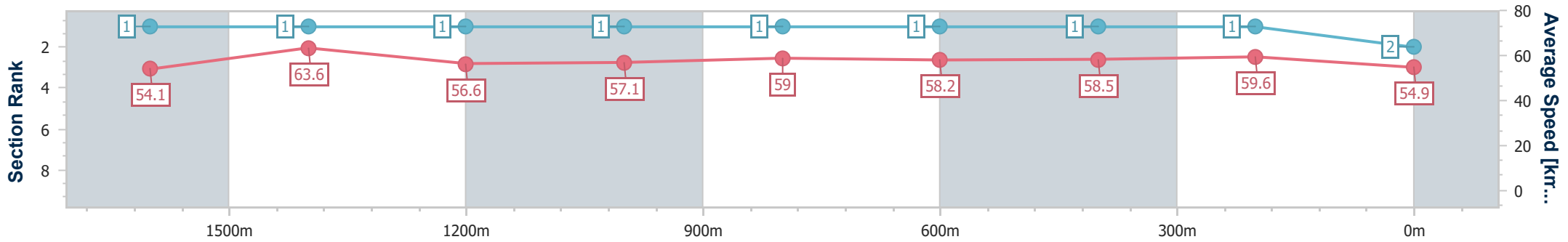
Horse/Jockey Name	Vana Star
Final Rank	2
Fastest Section Time (Section)	0:11.56 (1600m)
Top Speed [km/h] (Section)	66.0 (1600m)
Race State	Finished



Mackay QLD Professional  
 Race 1: SKY RACING BENCHMARK 65 Handicap - 1800m  
 11 March 2024 - 11:49  
 Track Rating: Soft 7, Weather: Overcast, Rail Position: True



Section	Overall	1600m	1400m	1200m	1000m	800m	600m	400m	200m
Section Times	1:52.56 [2] (0:13.36)	1:39.20 [1] (0:11.56)	1:27.64 [1] (0:12.80)	1:14.84 [1] (0:12.62)	1:02.22 [1] (0:12.27)	0:49.95 [1] (0:12.40)	0:37.55 [1] (0:12.32)	0:25.23 [1] (0:12.13)	0:13.10 [1] (0:13.10)
Average Speed [km/h]	54.1	63.6	56.6	57.1	59.0	58.2	58.5	59.6	54.9
Top Speed [km/h]	65.2	66.0	60.1	59.6	59.6	58.8	59.3	60.7	58.7
Avg. Dist. to Rail [m]	6.4	3.4	1.1	1.2	0.8	0.9	0.5	1.4	1.7
Avg. Stride Freq. [Hz]	2.2	2.3	2.1	2.1	2.1	2.1	2.2	2.2	2.1
Avg. Stride Length [m]	8.0	7.7	7.2	7.5	7.7	7.6	7.5	7.6	7.4



- [ ] Ranking at each section and finish
- .-.- No data available at this section
- NA No data available



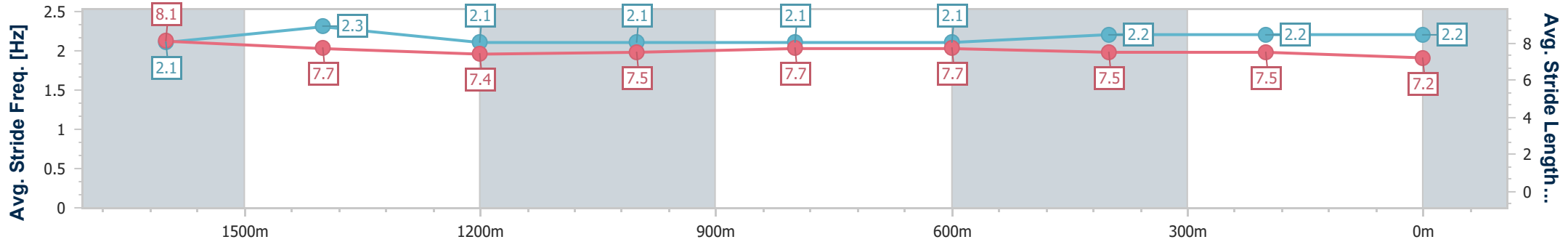
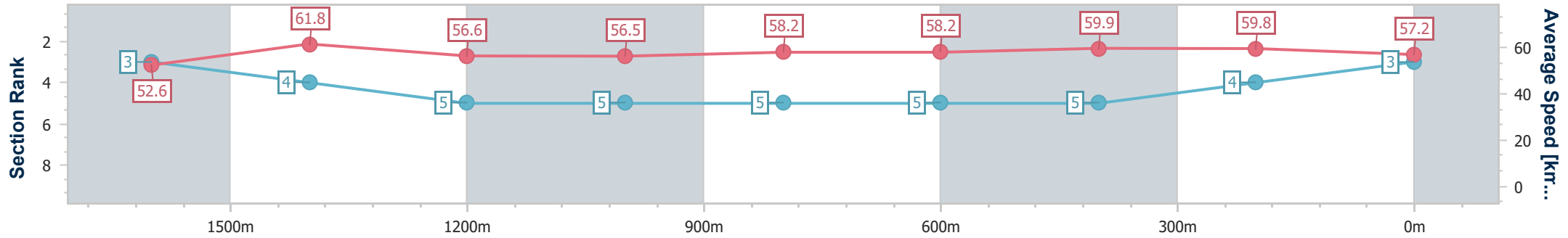
Horse/Jockey Name	Leica Bita Fun
Final Rank	3
Fastest Section Time (Section)	0:11.73 (1600m)
Top Speed [km/h] (Section)	65.3 (Overall)
Race State	Finished



Mackay QLD Professional  
 Race 1: SKY RACING BENCHMARK 65 Handicap - 1800m  
 11 March 2024 - 11:49  
 Track Rating: Soft 7, Weather: Overcast, Rail Position: True



Section	Overall	1600m	1400m	1200m	1000m	800m	600m	400m	200m
Section Times	1:52.60 [3] (0:13.62)	1:38.98 [3] (0:11.73)	1:27.25 [4] (0:12.75)	1:14.50 [5] (0:12.77)	1:01.73 [5] (0:12.45)	0:49.28 [5] (0:12.41)	0:36.87 [5] (0:12.19)	0:24.68 [5] (0:12.07)	0:12.61 [4] (0:12.61)
Average Speed [km/h]	52.6	61.8	56.6	56.5	58.2	58.2	59.9	59.8	57.2
Top Speed [km/h]	65.3	65.1	59.0	57.6	59.4	59.4	60.8	60.3	59.6
Avg. Dist. to Rail [m]	1.0	0.7	0.8	0.7	1.5	2.1	1.7	4.1	5.9
Avg. Stride Freq. [Hz]	2.1	2.3	2.1	2.1	2.1	2.1	2.2	2.2	2.2
Avg. Stride Length [m]	8.1	7.7	7.4	7.5	7.7	7.7	7.5	7.5	7.2



- [ ] Ranking at each section and finish
- .-.- No data available at this section
- NA No data available



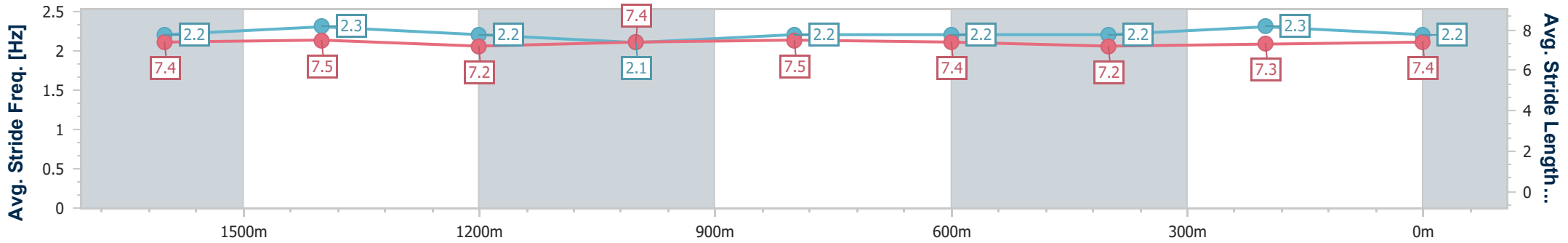
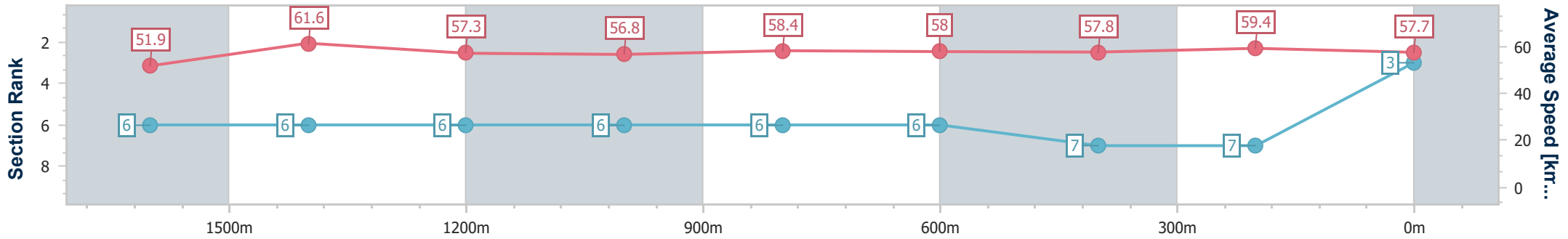
Horse/Jockey Name	Mohahna
Final Rank	3
Fastest Section Time (Section)	0:11.88 (1600m)
Top Speed [km/h] (Section)	64.0 (Overall)
Race State	Finished



Mackay QLD Professional  
 Race 1: SKY RACING BENCHMARK 65 Handicap - 1800m  
 11 March 2024 - 11:49  
 Track Rating: Soft 7, Weather: Overcast, Rail Position: True



Section	Overall	1600m	1400m	1200m	1000m	800m	600m	400m	200m
Section Times	1:52.60 [3] (0:13.85)	1:38.75 [6] (0:11.88)	1:26.87 [6] (0:12.61)	1:14.26 [6] (0:12.68)	1:01.58 [6] (0:12.32)	0:49.26 [6] (0:12.42)	0:36.84 [6] (0:12.30)	0:24.54 [7] (0:12.10)	0:12.44 [7] (0:12.44)
Average Speed [km/h]	51.9	61.6	57.3	56.8	58.4	58.0	57.8	59.4	57.7
Top Speed [km/h]	64.0	63.9	60.4	58.4	59.3	58.6	58.5	60.5	60.3
Avg. Dist. to Rail [m]	5.0	2.3	0.9	0.4	0.3	0.5	1.5	2.3	5.0
Avg. Stride Freq. [Hz]	2.2	2.3	2.2	2.1	2.2	2.2	2.2	2.3	2.2
Avg. Stride Length [m]	7.4	7.5	7.2	7.4	7.5	7.4	7.2	7.3	7.4



- [ ] Ranking at each section and finish
- .-.- No data available at this section
- NA No data available



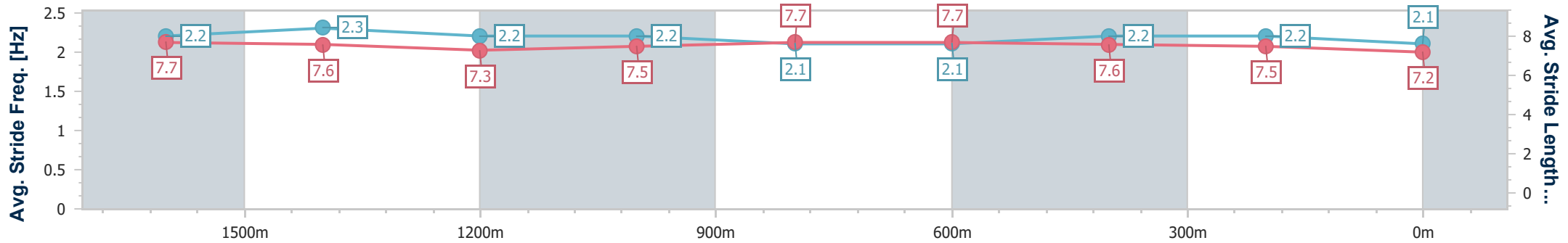
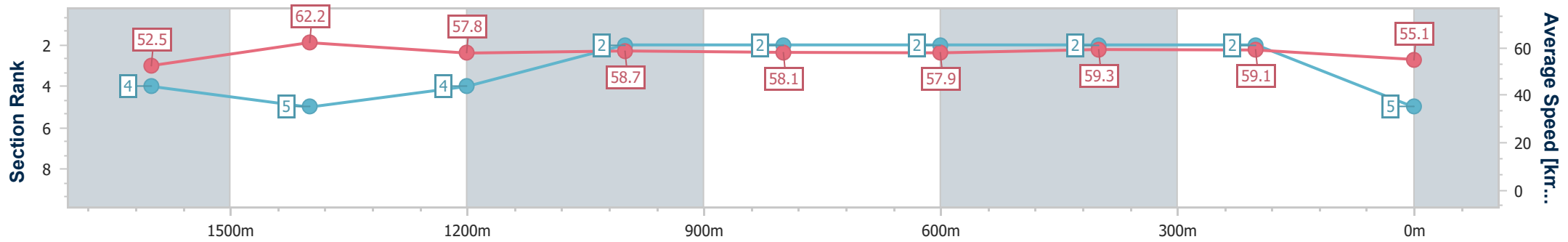
Horse/Jockey Name	Lenny Rocket
Final Rank	5
Fastest Section Time (Section)	0:11.82 (1600m)
Top Speed [km/h] (Section)	63.6 (1600m)
Race State	Finished



Mackay QLD Professional  
 Race 1: SKY RACING BENCHMARK 65 Handicap - 1800m  
 11 March 2024 - 11:49  
 Track Rating: Soft 7, Weather: Overcast, Rail Position: True



Section	Overall	1600m	1400m	1200m	1000m	800m	600m	400m	200m
Section Times	1:52.75 [5] (0:13.69)	1:39.06 [4] (0:11.82)	1:27.24 [5] (0:12.56)	1:14.68 [4] (0:12.35)	1:02.33 [2] (0:12.40)	0:49.93 [2] (0:12.46)	0:37.47 [2] (0:12.16)	0:25.31 [2] (0:12.24)	0:13.07 [2] (0:13.07)
Average Speed [km/h]	52.5	62.2	57.8	58.7	58.1	57.9	59.3	59.1	55.1
Top Speed [km/h]	63.2	63.6	59.5	60.2	58.7	58.5	60.0	59.6	58.2
Avg. Dist. to Rail [m]	6.6	3.0	1.8	2.0	0.5	0.5	0.7	2.8	4.1
Avg. Stride Freq. [Hz]	2.2	2.3	2.2	2.2	2.1	2.1	2.2	2.2	2.1
Avg. Stride Length [m]	7.7	7.6	7.3	7.5	7.7	7.7	7.6	7.5	7.2



- [ ] Ranking at each section and finish
- .-.- No data available at this section
- NA No data available



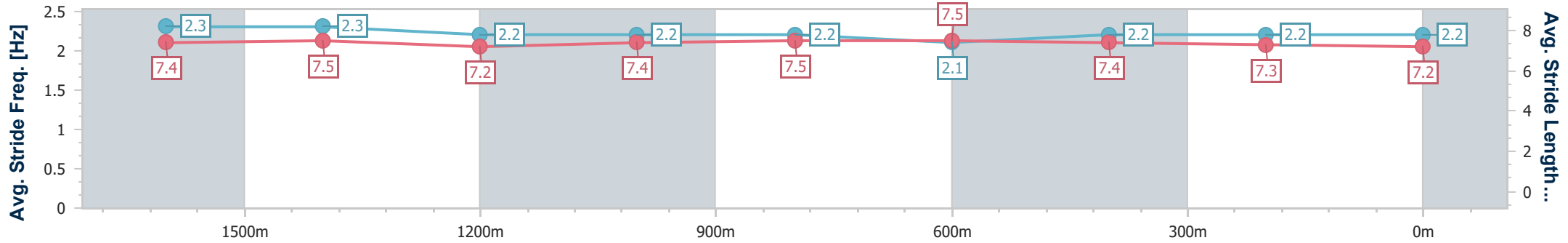
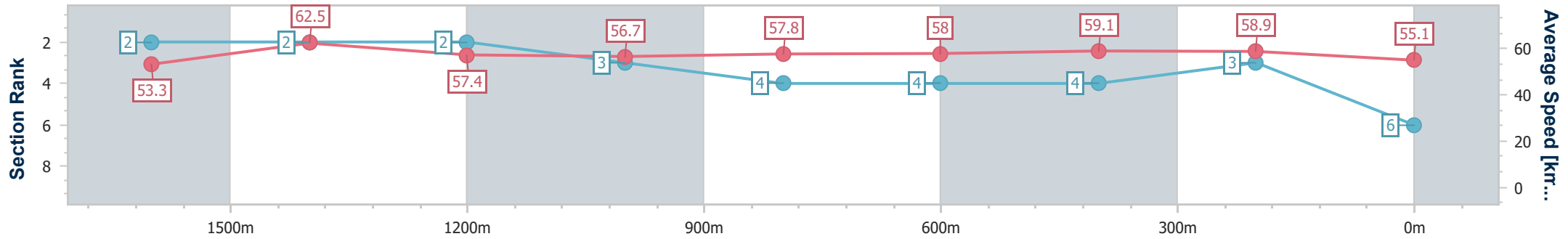
Horse/Jockey Name	Caldante
Final Rank	6
Fastest Section Time (Section)	0:11.61 (1600m)
Top Speed [km/h] (Section)	65.5 (Overall)
Race State	Finished



Mackay QLD Professional  
 Race 1: SKY RACING BENCHMARK 65 Handicap - 1800m  
 11 March 2024 - 11:49  
 Track Rating: Soft 7, Weather: Overcast, Rail Position: True



Section	Overall	1600m	1400m	1200m	1000m	800m	600m	400m	200m
Section Times	1:53.07 [6] (0:13.50)	1:39.57 [2] (0:11.61)	1:27.96 [2] (0:12.73)	1:15.23 [2] (0:12.75)	1:02.48 [3] (0:12.43)	0:50.05 [4] (0:12.45)	0:37.60 [4] (0:12.24)	0:25.36 [4] (0:12.27)	0:13.09 [3] (0:13.09)
Average Speed [km/h]	53.3	62.5	57.4	56.7	57.8	58.0	59.1	58.9	55.1
Top Speed [km/h]	65.5	65.4	60.3	57.6	58.9	58.9	60.1	59.7	58.3
Avg. Dist. to Rail [m]	1.3	1.4	2.3	1.2	0.7	0.6	0.9	3.0	5.4
Avg. Stride Freq. [Hz]	2.3	2.3	2.2	2.2	2.2	2.1	2.2	2.2	2.2
Avg. Stride Length [m]	7.4	7.5	7.2	7.4	7.5	7.5	7.4	7.3	7.2



- [ ] Ranking at each section and finish
- .-.- No data available at this section
- NA No data available





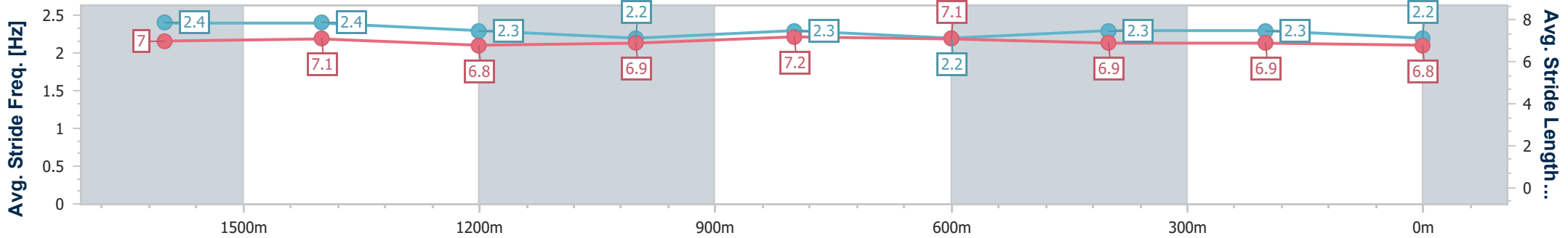
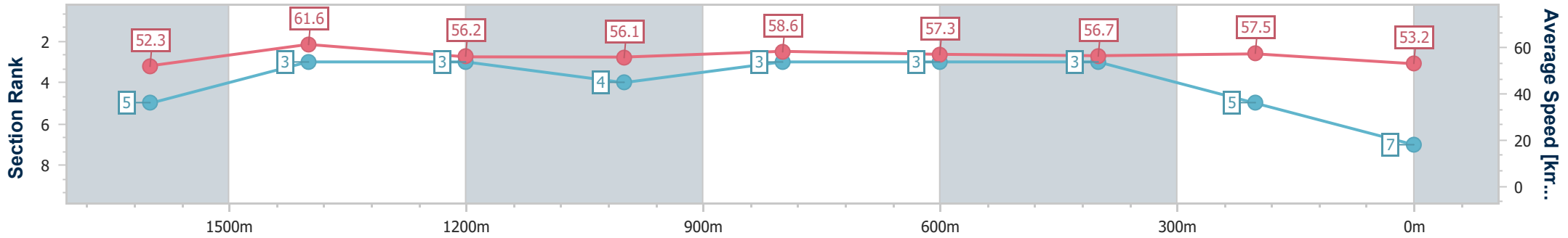
Horse/Jockey Name	Motamayiz
Final Rank	7
Fastest Section Time (Section)	0:11.53 (1600m)
Top Speed [km/h] (Section)	64.9 (1600m)
Race State	Finished



Mackay QLD Professional  
 Race 1: SKY RACING BENCHMARK 65 Handicap - 1800m  
 11 March 2024 - 11:49  
 Track Rating: Soft 7, Weather: Overcast, Rail Position: True



Section	Overall	1600m	1400m	1200m	1000m	800m	600m	400m	200m
Section Times	1:53.59 [7] (0:13.77)	1:39.82 [5] (0:11.53)	1:28.29 [3] (0:12.69)	1:15.60 [3] (0:12.74)	1:02.86 [4] (0:12.24)	0:50.62 [3] (0:12.34)	0:38.28 [3] (0:12.26)	0:26.02 [3] (0:12.49)	0:13.53 [5] (0:13.53)
Average Speed [km/h]	52.3	61.6	56.2	56.1	58.6	57.3	56.7	57.5	53.2
Top Speed [km/h]	64.5	64.9	59.1	58.6	59.0	58.8	57.3	58.2	57.7
Avg. Dist. to Rail [m]	1.1	1.6	1.7	1.2	2.3	3.8	4.5	0.9	0.5
Avg. Stride Freq. [Hz]	2.4	2.4	2.3	2.2	2.3	2.2	2.3	2.3	2.2
Avg. Stride Length [m]	7.0	7.1	6.8	6.9	7.2	7.1	6.9	6.9	6.8



- [ ] Ranking at each section and finish
- .-.- No data available at this section
- NA No data available