



Toowoomba QLD Professional

Race 5: NQ BULK STORAGE & LOGISTICS BENCHMARK 62 Handicap - 2150m

09 March 2024 - 19:48



Track Rating: Good 4 , Weather: Fine , Rail Position: +1m Entire

Section	Overall	2000m	1800m	1600m	1400m	1200m	1000m	Last 600m						
Field Times	2:16.07 (0:11.17)	2:04.90 (0:11.37)	1:53.53 (0:11.09)	1:42.44 (0:11.37)	1:31.07 (0:11.90)	1:19.17 (0:12.65)	1:06.52 (0:12.79)	0:40.57						
Rank	TAB	Horse/Jockey	Barrier	Top Speed [km/h]	Fastest Section								Distance Travelled [m]	
1	2	GRIPPING Jasper Franklin	2	64.6 1400m	0:11.30 1800m	2:16.07 [1] (0:11.40)	2:04.67 [4] (0:11.85)	1:52.82 [4] (0:11.30)	1:41.52 [4] (0:11.38)	1:30.14 [4] (0:11.75)	1:18.39 [4] (0:12.27)	1:06.12 [5] (0:12.97)	0:40.05	
2	10	WINSTON BLUE Micheal Hellyer	10	65.5 1600m	0:11.34 1600m	2:16.56 [2] (0:11.65)	2:04.91 [8] (0:12.13)	1:52.78 [7] (0:11.51)	1:41.27 [7] (0:11.34)	1:29.93 [7] (0:11.62)	1:18.31 [8] (0:12.42)	1:05.89 [9] (0:12.75)	0:40.20	+6
3	3	BADER Rikki Jamieson	3	65.9 1600m	0:11.40 1600m	2:16.78 [3] (0:11.63)	2:05.15 [7] (0:12.18)	1:52.97 [8] (0:11.56)	1:41.41 [8] (0:11.40)	1:30.01 [9] (0:11.49)	1:18.52 [9] (0:12.34)	1:06.18 [8] (0:12.85)	0:40.40	+6
4	6	ALIRAAJ Jason Taylor	6	65.7 1800m	0:11.28 1800m	2:16.85 [4] (0:11.51)	2:05.34 [6] (0:11.38)	1:53.96 [2] (0:11.28)	1:42.68 [2] (0:11.40)	1:31.28 [2] (0:11.86)	1:19.42 [3] (0:12.18)	1:07.24 [2] (0:12.75)	0:41.31	+2
5	1	HARBELLE Emily Lang	1	65.4 1400m	0:11.45 1400m	2:17.17 [5] (0:11.46)	2:05.71 [5] (0:12.07)	1:53.64 [6] (0:11.63)	1:42.01 [6] (0:11.56)	1:30.45 [8] (0:11.45)	1:19.00 [7] (0:12.31)	1:06.69 [7] (0:12.77)	0:40.87	-9
6	8	ZOU ZOUAMORE Georgina Cartwright	8	66.1 2000m	0:11.09 1800m	2:17.51 [6] (0:11.17)	2:06.34 [1] (0:11.37)	1:54.97 [1] (0:11.09)	1:43.88 [1] (0:11.37)	1:32.51 [1] (0:11.90)	1:20.61 [1] (0:12.79)	1:07.82 [3] (0:12.65)	0:42.00	-5
7	9	MANTINELLO Montanna Savva	9	64.3 1400m	0:11.26 Overall	2:17.60 [7] (0:11.26)	2:06.34 [2] (0:12.03)	1:54.31 [5] (0:11.54)	1:42.77 [5] (0:11.63)	1:31.14 [6] (0:11.62)	1:19.52 [6] (0:12.37)	1:07.15 [6] (0:12.76)	0:41.37	+6
8	7	ROYAL GEORGE Melea Castle	7	68.8 1600m	0:10.91 1600m	2:17.68 [8] (0:12.05)	2:05.63 [9] (0:12.09)	1:53.54 [9] (0:11.40)	1:42.14 [9] (0:10.91)	1:31.23 [5] (0:11.32)	1:19.91 [5] (0:11.78)	1:08.13 [1] (0:12.82)	0:42.18	+6
9	5	IRISH SALLY Alisha Donald	5	64.9 2000m	0:11.28 1800m	2:20.25 [9] (0:11.30)	2:08.95 [3] (0:11.60)	1:57.35 [3] (0:11.28)	1:46.07 [3] (0:11.52)	1:34.55 [3] (0:11.70)	1:22.85 [2] (0:12.42)	1:10.43 [4] (0:12.72)	0:44.56	-5

Scratched: Sea Treasures (#4)



Toowoomba QLD Professional

Race 5: NQ BULK STORAGE & LOGISTICS BENCHMARK 62 Handicap - 2150m

09 March 2024 - 19:48



Track Rating: Good 4 , Weather: Fine , Rail Position: +1m Entire

Section						800m	600m	400m	200m	Last 600m		
Field Times						0:53.73 (0:13.16)	0:40.57 (0:13.43)	0:27.14 (0:13.76)	0:13.38 (0:13.38)	0:40.57		
Rank	TAB	Horse/Jockey	Barrier	Top Speed [km/h]	Fastest Section					Margin	Distance Travelled [m]	
1	2	GRIPPING Jasper Franklin	2	64.6 1400m	0:11.30 1800m	0:53.15 [5] (0:13.10)	0:40.05 [5] (0:13.36)	0:26.69 [5] (0:13.31)	0:13.38 [1] (0:13.38)	2:16.07	0:40.05	
2	10	WINSTON BLUE Micheal Hellyer	10	65.5 1600m	0:11.34 1600m	0:53.14 [8] (0:12.94)	0:40.20 [8] (0:13.24)	0:26.96 [7] (0:13.42)	0:13.54 [4] (0:13.54)	2.8L	0:40.20	+6
3	3	BADER Rikki Jamieson	3	65.9 1600m	0:11.40 1600m	0:53.33 [9] (0:12.93)	0:40.40 [9] (0:13.28)	0:27.12 [8] (0:13.38)	0:13.74 [5] (0:13.74)	4.1L	0:40.40	+6
4	6	ALIRAAJ Jason Taylor	6	65.7 1800m	0:11.28 1800m	0:54.49 [2] (0:13.18)	0:41.31 [3] (0:13.50)	0:27.81 [3] (0:13.76)	0:14.05 [2] (0:14.05)	4.4L	0:41.31	+2
5	1	HARBELLE Emily Lang	1	65.4 1400m	0:11.45 1400m	0:53.92 [7] (0:13.05)	0:40.87 [7] (0:13.39)	0:27.48 [9] (0:13.67)	0:13.81 [7] (0:13.81)	6.2L	0:40.87	-9
6	8	ZOU ZOUAMORE Georgina Cartwright	8	66.1 2000m	0:11.09 1800m	0:55.17 [1] (0:13.17)	0:42.00 [2] (0:13.42)	0:28.58 [1] (0:13.96)	0:14.62 [3] (0:14.62)	8L	0:42.00	-5
7	9	MANTINELLO Montanna Savva	9	64.3 1400m	0:11.26 Overall	0:54.39 [6] (0:13.02)	0:41.37 [6] (0:13.33)	0:28.04 [6] (0:13.85)	0:14.19 [8] (0:14.19)	8.5L	0:41.37	+6
8	7	ROYAL GEORGE Melea Castle	7	68.8 1600m	0:10.91 1600m	0:55.31 [3] (0:13.13)	0:42.18 [1] (0:13.54)	0:28.64 [2] (0:14.23)	0:14.41 [6] (0:14.41)	8.9L	0:42.18	+6
9	5	IRISH SALLY Alisha Donald	5	64.9 2000m	0:11.28 1800m	0:57.71 [4] (0:13.15)	0:44.56 [4] (0:13.67)	0:30.89 [4] (0:14.67)	0:16.22 [9] (0:16.22)	23.9L	0:44.56	-5

Scratched: Sea Treasures (#4)



Horse/Jockey Name	Gripping
Final Rank	1
Fastest Section Time (Section)	0:11.30 (1800m)
Top Speed [km/h] (Section)	64.6 (1400m)
Race State	Finished



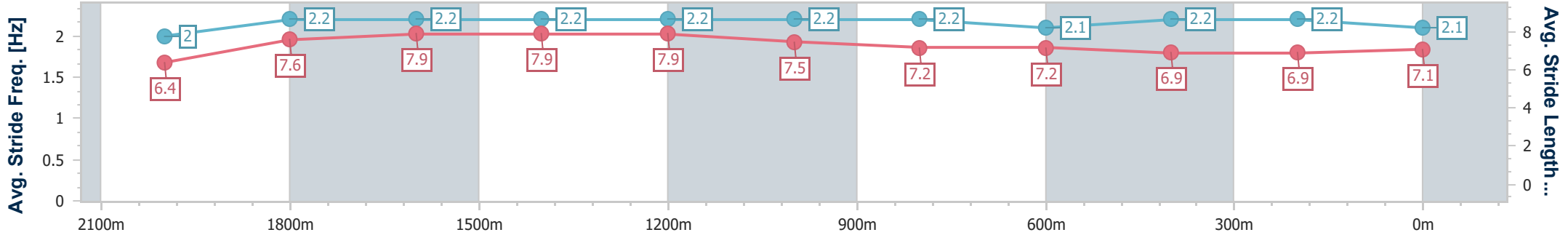
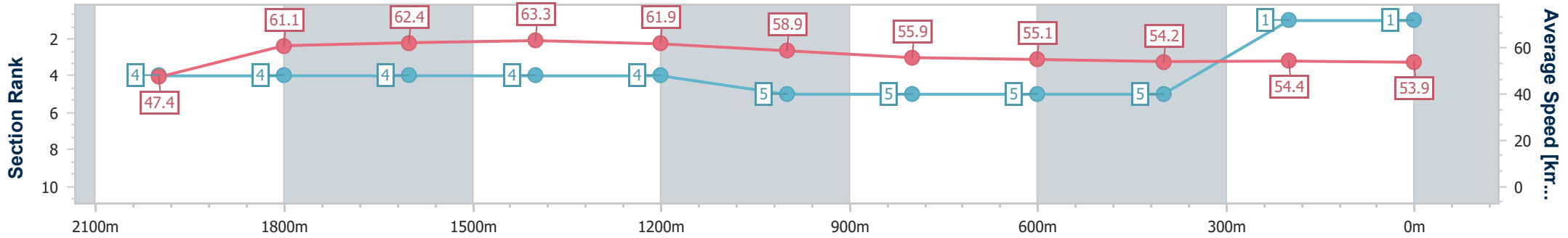
Toowoomba QLD Professional
Race 5: NQ BULK STORAGE & LOGISTICS BENCHMARK 62
Handicap - 2150m



09 March 2024 - 19:48

Track Rating: Good 4 , Weather: Fine , Rail Position: +1m Entire

Section	Overall	2000m	1800m	1600m	1400m	1200m	1000m	800m	600m	400m	200m
Section Times	2:16.07 [1] (0:11.40)	2:04.67 [4] (0:11.85)	1:52.82 [4] (0:11.30)	1:41.52 [4] (0:11.38)	1:30.14 [4] (0:11.75)	1:18.39 [4] (0:12.27)	1:06.12 [5] (0:12.97)	0:53.15 [5] (0:13.10)	0:40.05 [5] (0:13.36)	0:26.69 [5] (0:13.31)	0:13.38 [1] (0:13.38)
Average Speed [km/h]	47.4	61.1	62.4	63.3	61.9	58.9	55.9	55.1	54.2	54.4	53.9
Top Speed [km/h]	57.7	63.4	63.8	64.6	64.6	62.5	57.7	56.5	54.9	56.2	55.8
Avg. Dist. to Rail [m]	2.3	2.6	3.2	0.8	2.2	2.6	2.3	0.9	1.2	2.0	3.3
Avg. Stride Freq. [Hz]	2.0	2.2	2.2	2.2	2.2	2.2	2.2	2.1	2.2	2.2	2.1
Avg. Stride Length [m]	6.4	7.6	7.9	7.9	7.9	7.5	7.2	7.2	6.9	6.9	7.1



- [] Ranking at each section and finish
- .-.- No data available at this section
- NA No data available



Horse/Jockey Name	Winston Blue
Final Rank	2
Fastest Section Time (Section)	0:11.34 (1600m)
Top Speed [km/h] (Section)	65.5 (1600m)
Race State	Finished



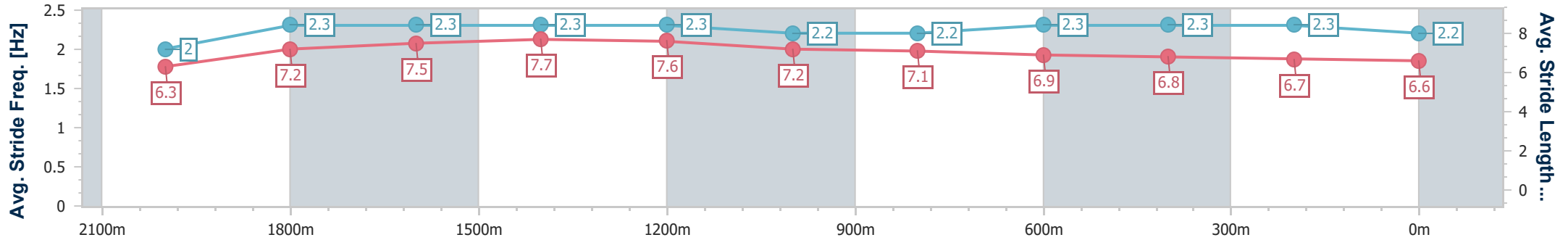
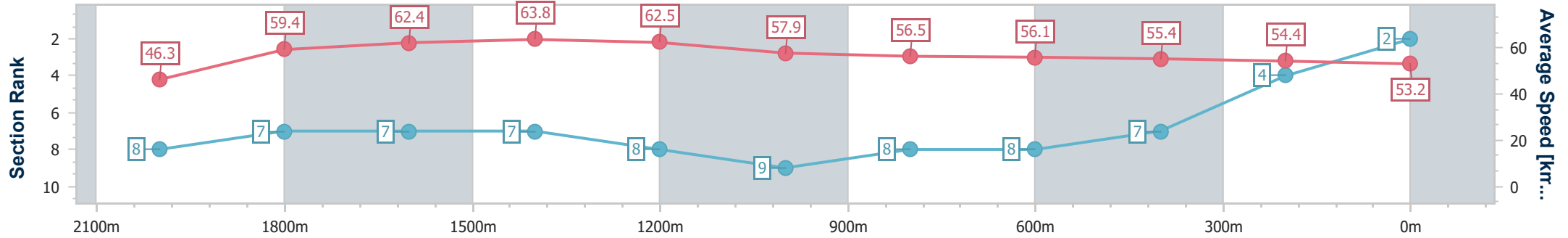
Toowoomba QLD Professional
 Race 5: NQ BULK STORAGE & LOGISTICS BENCHMARK 62
 Handicap - 2150m



09 March 2024 - 19:48

Track Rating: Good 4 , Weather: Fine , Rail Position: +1m Entire

Section	Overall	2000m	1800m	1600m	1400m	1200m	1000m	800m	600m	400m	200m
Section Times	2:16.56 [2] (0:11.65)	2:04.91 [8] (0:12.13)	1:52.78 [7] (0:11.51)	1:41.27 [7] (0:11.34)	1:29.93 [7] (0:11.62)	1:18.31 [8] (0:12.42)	1:05.89 [9] (0:12.75)	0:53.14 [8] (0:12.94)	0:40.20 [8] (0:13.24)	0:26.96 [7] (0:13.42)	0:13.54 [4]
Average Speed [km/h]	46.3	59.4	62.4	63.8	62.5	57.9	56.5	56.1	55.4	54.4	53.2
Top Speed [km/h]	56.6	61.2	63.5	65.5	64.6	61.2	57.5	57.0	57.4	55.8	54.0
Avg. Dist. to Rail [m]	7.6	1.0	0.9	1.3	1.6	1.5	1.0	2.5	3.8	4.0	3.9
Avg. Stride Freq. [Hz]	2.0	2.3	2.3	2.3	2.3	2.2	2.2	2.3	2.3	2.3	2.2
Avg. Stride Length [m]	6.3	7.2	7.5	7.7	7.6	7.2	7.1	6.9	6.8	6.7	6.6



- [] Ranking at each section and finish
- .-.- No data available at this section
- NA No data available



Horse/Jockey Name	Bader
Final Rank	3
Fastest Section Time (Section)	0:11.40 (1600m)
Top Speed [km/h] (Section)	65.9 (1600m)
Race State	Finished



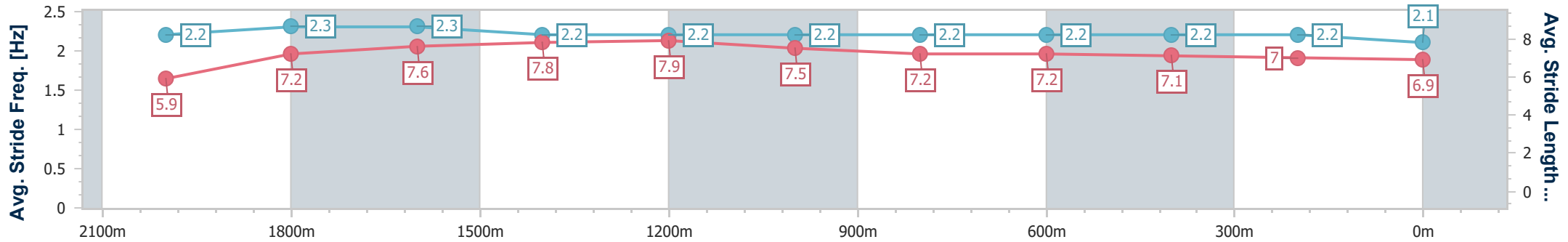
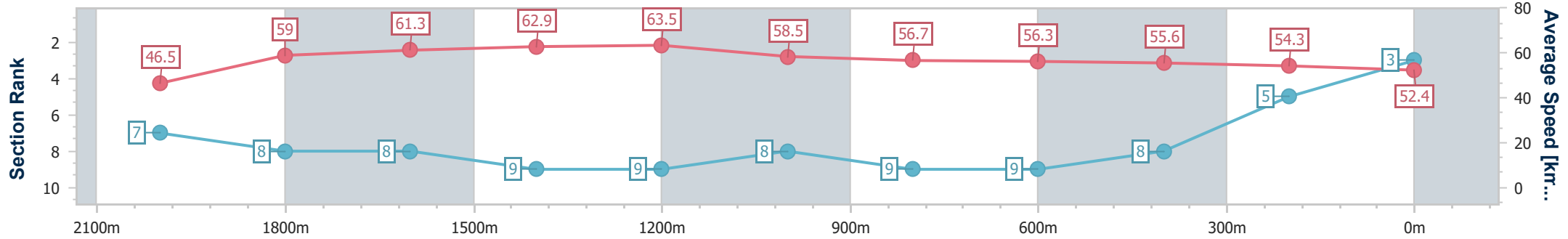
Toowoomba QLD Professional
Race 5: NQ BULK STORAGE & LOGISTICS BENCHMARK 62
Handicap - 2150m



09 March 2024 - 19:48

Track Rating: Good 4 , Weather: Fine , Rail Position: +1m Entire

Section	Overall	2000m	1800m	1600m	1400m	1200m	1000m	800m	600m	400m	200m
Section Times	2:16.78 [3] (0:11.63)	2:05.15 [7] (0:12.18)	1:52.97 [8] (0:11.56)	1:41.41 [8] (0:11.40)	1:30.01 [9] (0:11.49)	1:18.52 [9] (0:12.34)	1:06.18 [8] (0:12.85)	0:53.33 [9] (0:12.93)	0:40.40 [9] (0:13.28)	0:27.12 [8] (0:13.38)	0:13.74 [5] (0:13.74)
Average Speed [km/h]	46.5	59.0	61.3	62.9	63.5	58.5	56.7	56.3	55.6	54.3	52.4
Top Speed [km/h]	57.8	60.1	62.3	65.9	65.9	61.5	58.5	58.1	57.8	56.1	53.5
Avg. Dist. to Rail [m]	3.2	2.1	3.0	1.1	2.2	4.1	3.2	4.0	4.7	3.6	4.4
Avg. Stride Freq. [Hz]	2.2	2.3	2.3	2.2	2.2	2.2	2.2	2.2	2.2	2.2	2.1
Avg. Stride Length [m]	5.9	7.2	7.6	7.8	7.9	7.5	7.2	7.2	7.1	7.0	6.9



- [] Ranking at each section and finish
- .-.- No data available at this section
- NA No data available



Horse/Jockey Name	Aliraaj
Final Rank	4
Fastest Section Time (Section)	0:11.28 (1800m)
Top Speed [km/h] (Section)	65.7 (1800m)
Race State	Finished



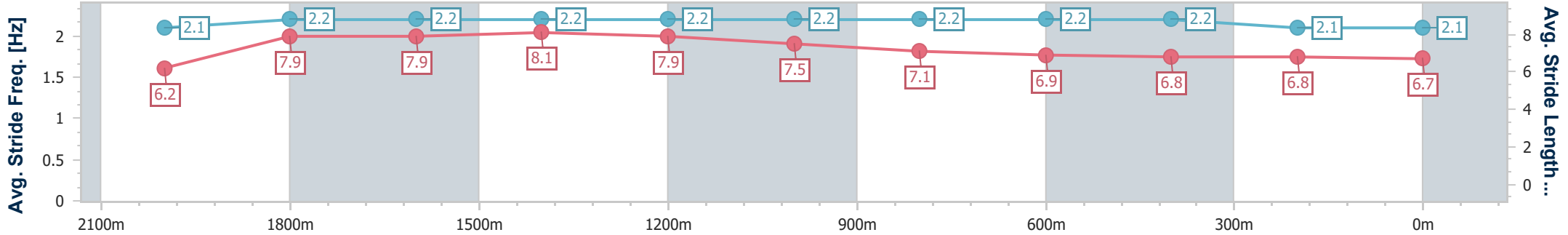
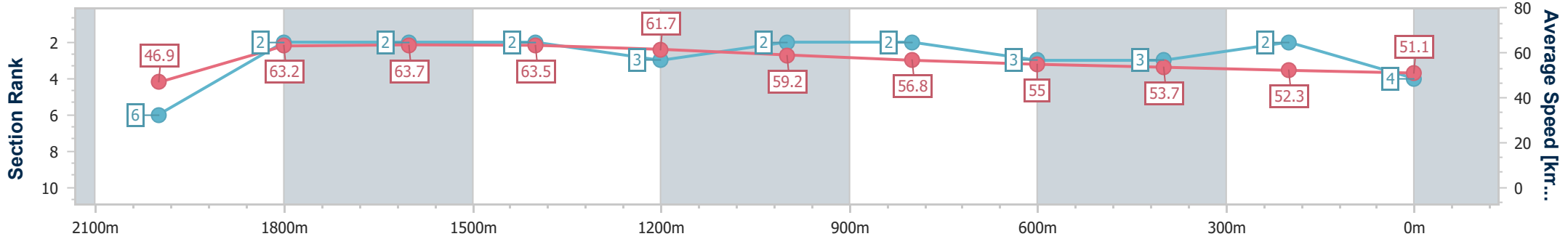
Toowoomba QLD Professional
Race 5: NQ BULK STORAGE & LOGISTICS BENCHMARK 62
Handicap - 2150m



09 March 2024 - 19:48

Track Rating: Good 4 , Weather: Fine , Rail Position: +1m Entire

Section	Overall	2000m	1800m	1600m	1400m	1200m	1000m	800m	600m	400m	200m
Section Times	2:16.85 [4] (0:11.51)	2:05.34 [6] (0:11.38)	1:53.96 [2] (0:11.28)	1:42.68 [2] (0:11.40)	1:31.28 [2] (0:11.86)	1:19.42 [3] (0:12.18)	1:07.24 [2] (0:12.75)	0:54.49 [2] (0:13.18)	0:41.31 [3] (0:13.50)	0:27.81 [3] (0:13.76)	0:14.05 [2] (0:14.05)
Average Speed [km/h]	46.9	63.2	63.7	63.5	61.7	59.2	56.8	55.0	53.7	52.3	51.1
Top Speed [km/h]	60.8	65.6	65.7	64.3	63.4	60.1	58.9	56.5	55.8	52.8	51.5
Avg. Dist. to Rail [m]	4.6	0.2	0.7	1.2	2.3	3.2	2.1	1.8	1.1	0.4	0.5
Avg. Stride Freq. [Hz]	2.1	2.2	2.2	2.2	2.2	2.2	2.2	2.2	2.2	2.1	2.1
Avg. Stride Length [m]	6.2	7.9	7.9	8.1	7.9	7.5	7.1	6.9	6.8	6.8	6.7



- [] Ranking at each section and finish
- .-.- No data available at this section
- NA No data available



Horse/Jockey Name	Harbelle
Final Rank	5
Fastest Section Time (Section)	0:11.45 (1400m)
Top Speed [km/h] (Section)	65.4 (1400m)
Race State	Finished



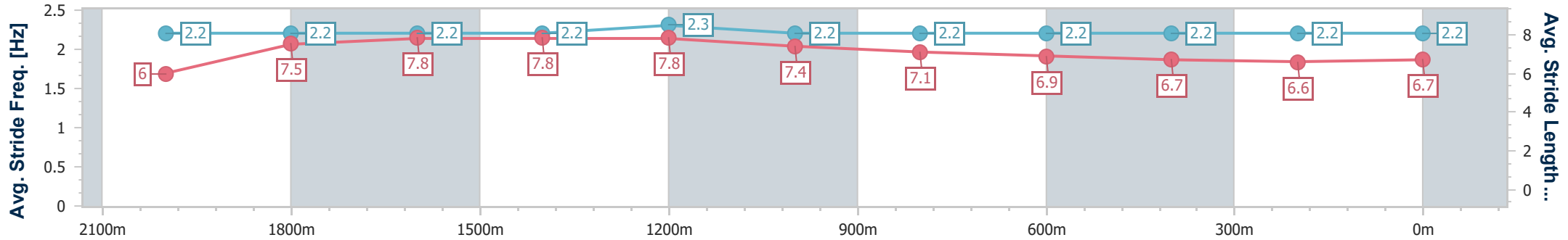
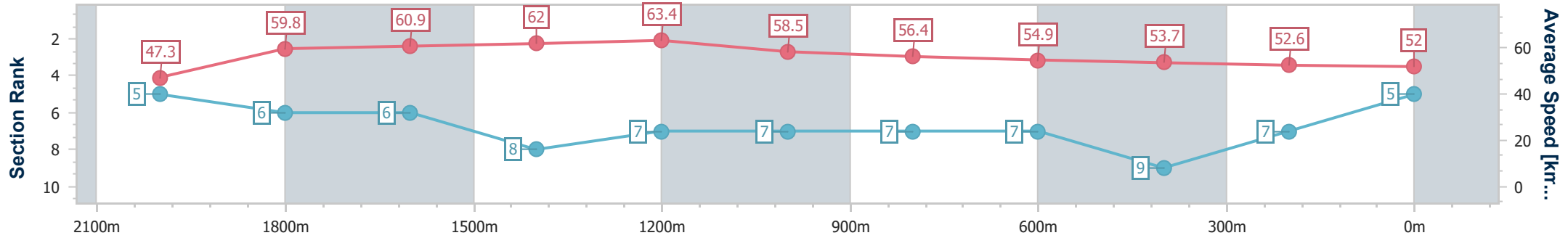
Toowoomba QLD Professional
Race 5: NQ BULK STORAGE & LOGISTICS BENCHMARK 62
Handicap - 2150m



09 March 2024 - 19:48

Track Rating: Good 4 , Weather: Fine , Rail Position: +1m Entire

Section	Overall	2000m	1800m	1600m	1400m	1200m	1000m	800m	600m	400m	200m
Section Times	2:17.17 [5] (0:11.46)	2:05.71 [5] (0:12.07)	1:53.64 [6] (0:11.63)	1:42.01 [6] (0:11.56)	1:30.45 [8] (0:11.45)	1:19.00 [7] (0:12.31)	1:06.69 [7] (0:12.77)	0:53.92 [7] (0:13.05)	0:40.87 [7] (0:13.39)	0:27.48 [9] (0:13.67)	0:13.81 [7] (0:13.81)
Average Speed [km/h]	47.3	59.8	60.9	62.0	63.4	58.5	56.4	54.9	53.7	52.6	52.0
Top Speed [km/h]	58.6	61.7	62.2	64.3	65.4	61.8	57.1	57.0	55.9	53.5	53.1
Avg. Dist. to Rail [m]	1.8	1.6	3.2	0.7	1.4	1.6	0.3	0.4	0.4	0.7	2.9
Avg. Stride Freq. [Hz]	2.2	2.2	2.2	2.2	2.3	2.2	2.2	2.2	2.2	2.2	2.2
Avg. Stride Length [m]	6.0	7.5	7.8	7.8	7.8	7.4	7.1	6.9	6.7	6.6	6.7



- [] Ranking at each section and finish
- .-.- No data available at this section
- NA No data available



Horse/Jockey Name	Zou Zouamore
Final Rank	6
Fastest Section Time (Section)	0:11.09 (1800m)
Top Speed [km/h] (Section)	66.1 (2000m)
Race State	Finished



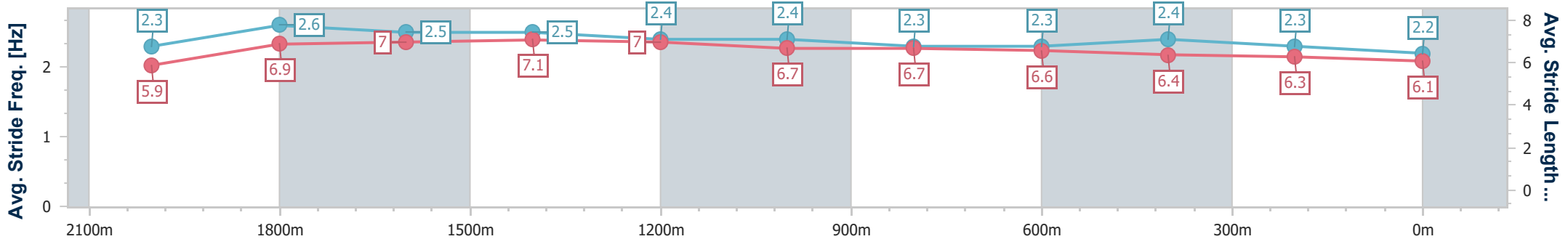
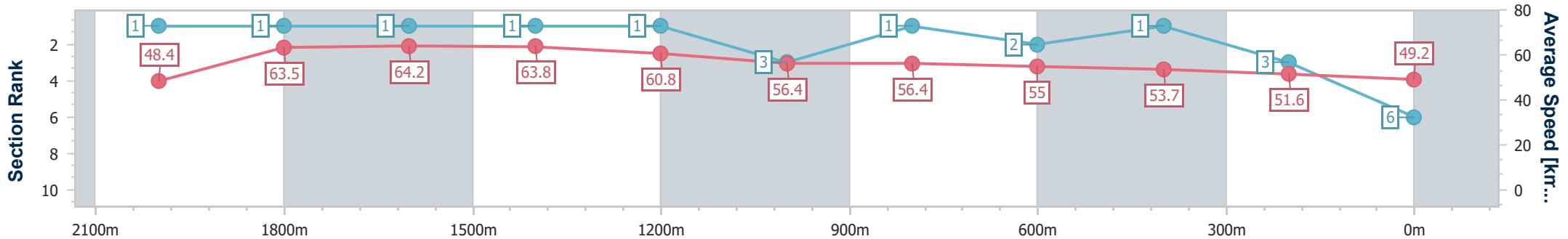
Toowoomba QLD Professional
Race 5: NQ BULK STORAGE & LOGISTICS BENCHMARK 62
Handicap - 2150m



09 March 2024 - 19:48

Track Rating: Good 4 , Weather: Fine , Rail Position: +1m Entire

Section	Overall	2000m	1800m	1600m	1400m	1200m	1000m	800m	600m	400m	200m
Section Times	2:17.51 [6] (0:11.17)	2:06.34 [1] (0:11.37)	1:54.97 [1] (0:11.09)	1:43.88 [1] (0:11.37)	1:32.51 [1] (0:11.90)	1:20.61 [1] (0:12.79)	1:07.82 [3] (0:12.65)	0:55.17 [1] (0:13.17)	0:42.00 [2] (0:13.42)	0:28.58 [1] (0:13.96)	0:14.62 [3] (0:14.62)
Average Speed [km/h]	48.4	63.5	64.2	63.8	60.8	56.4	56.4	55.0	53.7	51.6	49.2
Top Speed [km/h]	61.6	66.1	65.4	65.2	64.8	57.8	59.0	56.7	55.9	53.6	51.7
Avg. Dist. to Rail [m]	6.4	1.7	2.0	1.8	1.2	1.0	2.6	1.0	0.6	0.3	1.3
Avg. Stride Freq. [Hz]	2.3	2.6	2.5	2.5	2.4	2.4	2.3	2.3	2.4	2.3	2.2
Avg. Stride Length [m]	5.9	6.9	7.0	7.1	7.0	6.7	6.7	6.6	6.4	6.3	6.1



- [] Ranking at each section and finish
- .-.- No data available at this section
- NA No data available



Horse/Jockey Name	Mantinello
Final Rank	7
Fastest Section Time (Section)	0:11.26 (Overall)
Top Speed [km/h] (Section)	64.3 (1400m)
Race State	Finished



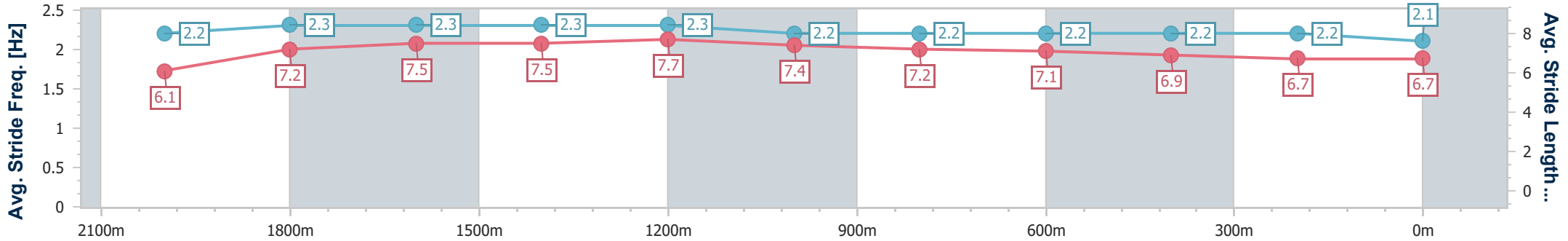
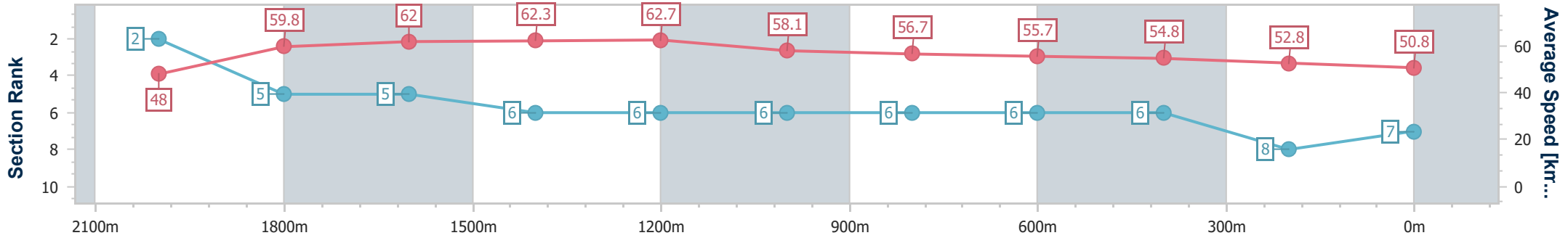
Toowoomba QLD Professional
Race 5: NQ BULK STORAGE & LOGISTICS BENCHMARK 62
Handicap - 2150m



09 March 2024 - 19:48

Track Rating: Good 4 , Weather: Fine , Rail Position: +1m Entire

Section	Overall	2000m	1800m	1600m	1400m	1200m	1000m	800m	600m	400m	200m
Section Times	2:17.60 [7] (0:11.26)	2:06.34 [2] (0:12.03)	1:54.31 [5] (0:11.54)	1:42.77 [5] (0:11.63)	1:31.14 [6] (0:11.62)	1:19.52 [6] (0:12.37)	1:07.15 [6] (0:12.76)	0:54.39 [6] (0:13.02)	0:41.37 [6] (0:13.33)	0:28.04 [6] (0:13.85)	0:14.19 [8] (0:14.19)
Average Speed [km/h]	48.0	59.8	62.0	62.3	62.7	58.1	56.7	55.7	54.8	52.8	50.8
Top Speed [km/h]	58.7	62.0	63.4	64.3	64.3	61.6	57.3	56.8	56.7	53.6	52.7
Avg. Dist. to Rail [m]	3.8	0.6	1.3	2.4	1.9	1.5	0.9	2.1	3.4	3.9	3.4
Avg. Stride Freq. [Hz]	2.2	2.3	2.3	2.3	2.3	2.2	2.2	2.2	2.2	2.2	2.1
Avg. Stride Length [m]	6.1	7.2	7.5	7.5	7.7	7.4	7.2	7.1	6.9	6.7	6.7



- [] Ranking at each section and finish
- .-.- No data available at this section
- NA No data available



Horse/Jockey Name	Royal George
Final Rank	8
Fastest Section Time (Section)	0:10.91 (1600m)
Top Speed [km/h] (Section)	68.8 (1600m)
Race State	Finished



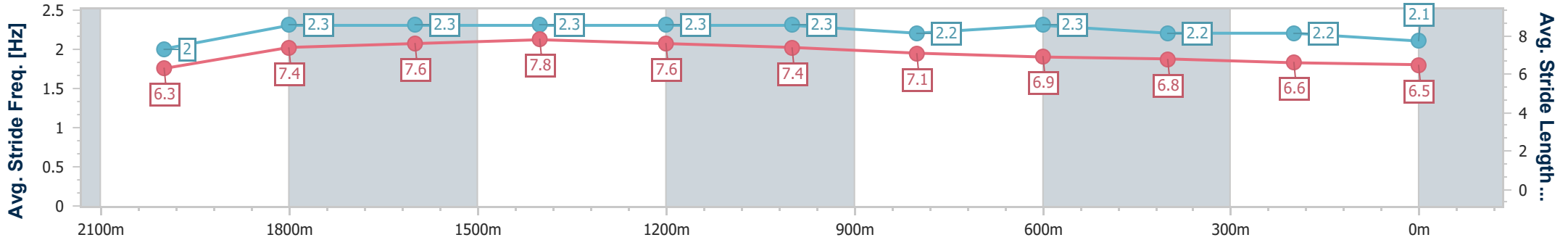
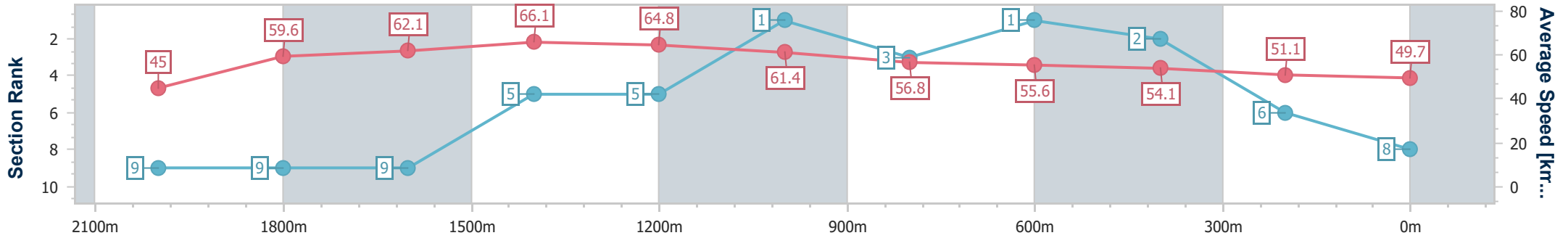
Toowoomba QLD Professional
Race 5: NQ BULK STORAGE & LOGISTICS BENCHMARK 62
Handicap - 2150m



09 March 2024 - 19:48

Track Rating: Good 4 , Weather: Fine , Rail Position: +1m Entire

Section	Overall	2000m	1800m	1600m	1400m	1200m	1000m	800m	600m	400m	200m
Section Times	2:17.68 [8] (0:12.05)	2:05.63 [9] (0:12.09)	1:53.54 [9] (0:11.40)	1:42.14 [9] (0:10.91)	1:31.23 [5] (0:11.32)	1:19.91 [5] (0:11.78)	1:08.13 [1] (0:12.82)	0:55.31 [3] (0:13.13)	0:42.18 [1] (0:13.54)	0:28.64 [2] (0:14.23)	0:14.41 [6] (0:14.41)
Average Speed [km/h]	45.0	59.6	62.1	66.1	64.8	61.4	56.8	55.6	54.1	51.1	49.7
Top Speed [km/h]	58.6	61.2	63.3	68.8	68.7	63.9	59.7	56.8	55.9	52.2	51.3
Avg. Dist. to Rail [m]	1.0	2.6	3.3	1.5	3.1	4.8	3.3	4.1	3.5	1.6	0.7
Avg. Stride Freq. [Hz]	2.0	2.3	2.3	2.3	2.3	2.3	2.2	2.3	2.2	2.2	2.1
Avg. Stride Length [m]	6.3	7.4	7.6	7.8	7.6	7.4	7.1	6.9	6.8	6.6	6.5



- [] Ranking at each section and finish
- .-.- No data available at this section
- NA No data available



Horse/Jockey Name	Irish Sally
Final Rank	9
Fastest Section Time (Section)	0:11.28 (1800m)
Top Speed [km/h] (Section)	64.9 (2000m)
Race State	Finished



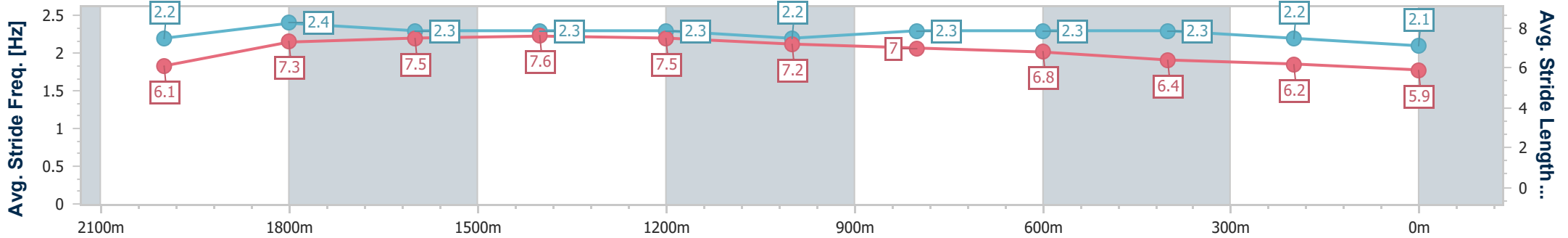
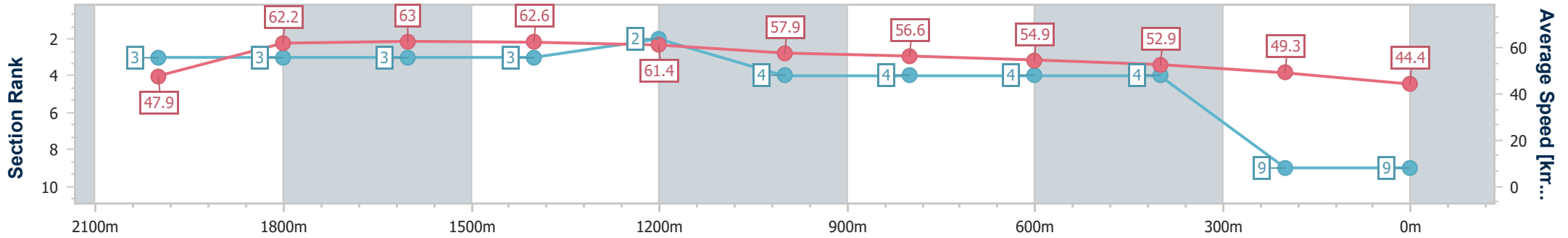
Toowoomba QLD Professional
 Race 5: NQ BULK STORAGE & LOGISTICS BENCHMARK 62
 Handicap - 2150m



09 March 2024 - 19:48

Track Rating: Good 4 , Weather: Fine , Rail Position: +1m Entire

Section	Overall	2000m	1800m	1600m	1400m	1200m	1000m	800m	600m	400m	200m
Section Times	2:20.25 [9] (0:11.30)	2:08.95 [3] (0:11.60)	1:57.35 [3] (0:11.28)	1:46.07 [3] (0:11.52)	1:34.55 [3] (0:11.70)	1:22.85 [2] (0:12.42)	1:10.43 [4] (0:12.72)	0:57.71 [4] (0:13.15)	0:44.56 [4] (0:13.67)	0:30.89 [4] (0:14.67)	0:16.22 [9] (0:16.22)
Average Speed [km/h]	47.9	62.2	63.0	62.6	61.4	57.9	56.6	54.9	52.9	49.3	44.4
Top Speed [km/h]	59.9	64.9	64.9	63.5	62.4	59.9	57.8	56.3	54.4	51.2	46.5
Avg. Dist. to Rail [m]	5.7	0.9	1.8	0.7	0.9	0.5	0.4	1.1	0.8	1.3	1.7
Avg. Stride Freq. [Hz]	2.2	2.4	2.3	2.3	2.3	2.2	2.3	2.3	2.3	2.2	2.1
Avg. Stride Length [m]	6.1	7.3	7.5	7.6	7.5	7.2	7.0	6.8	6.4	6.2	5.9



- [] Ranking at each section and finish
- .-.- No data available at this section
- NA No data available