



Toowoomba QLD Professional

Race 1: HRX TRANSPORT Class 1 Handicap - 1200m

09 March 2024 - 17:21



Track Rating: Good 4 , Weather: Fine , Rail Position: +1m Entire

Section		Overall	1000m	800m	600m	400m	200m	Last 600m					
Field Times		1:13.56 (0:13.29)	1:00.27 (0:11.48)	0:48.79 (0:11.79)	0:37.00 (0:12.48)	0:24.52 (0:12.20)	0:12.32 (0:12.32)	0:37.00					
Rank	TAB Horse/Jockey	Barrier	Top Speed [km/h]	Fastest Section	Margin							Distance Travelled [m]	
1	5 DEPTH CHARGE Georgina Cartwright	5	67.8 1000m	0:11.35 1000m	1:13.56 [1] (0:13.45)	1:00.11 [2] (0:11.35)	0:48.76 [2] (0:11.76)	0:37.00 [1] (0:12.48)	0:24.52 [1] (0:12.20)	0:12.32 [1] (0:12.32)	1:13.56	0:37.00	
2	7 PUREZZA Olivia Webb	7	66.7 1000m	0:11.31 1000m	1:13.70 [2] (0:13.72)	0:59.98 [6] (0:11.31)	0:48.67 [5] (0:11.99)	0:36.68 [6] (0:12.48)	0:24.20 [6] (0:12.13)	0:12.07 [2] (0:12.07)	0.8L	0:36.68	+1
3	2 TAKE A PICTURE Nathan Fazackerley	2	64.9 1000m	0:11.49 1000m	1:13.86 [3] (0:13.50)	1:00.36 [3] (0:11.49)	0:48.87 [4] (0:11.84)	0:37.03 [3] (0:12.58)	0:24.45 [4] (0:12.39)	0:12.06 [4] (0:12.06)	1.6L	0:37.03	-5
4	1 TOKYO BANDIT Jake Molloy	1	67.7 1000m	0:11.34 1000m	1:13.93 [4] (0:14.06)	0:59.87 [8] (0:11.34)	0:48.53 [8] (0:11.83)	0:36.70 [7] (0:12.36)	0:24.34 [7] (0:12.43)	0:11.91 [7] (0:11.91)	1.9L	0:36.70	-9
5	6 MIKKI EIGHT Nozi Tomizawa	6	66.0 1000m	0:11.29 1000m	1:13.96 [5] (0:14.49)	0:59.47 [10] (0:11.29)	0:48.18 [10] (0:11.65)	0:36.53 [9] (0:12.38)	0:24.15 [8] (0:12.12)	0:12.03 [5] (0:12.03)	2.1L	0:36.53	-2
6	11 ELECTRIC Melea Castle	11	64.8 Overall	0:11.48 1000m	1:14.58 [6] (0:13.64)	1:00.94 [5] (0:11.48)	0:49.46 [6] (0:11.79)	0:37.67 [5] (0:12.38)	0:25.29 [2] (0:12.50)	0:12.79 [3] (0:12.79)	5.6L	0:37.67	-1
7	8 THE REAL SAINT Stacey Callow	8	64.9 1000m	0:11.55 1000m	1:14.90 [7] (0:14.13)	1:00.77 [9] (0:11.55)	0:49.22 [9] (0:11.78)	0:37.44 [10] (0:12.38)	0:25.06 [9] (0:12.25)	0:12.81 [9] (0:12.81)	7.4L	0:37.44	+3
8	13 WHISTLIN' RULER Tyler Leslight	13	67.0 1000m	0:11.44 1000m	1:15.02 [8] (0:13.53)	1:01.49 [4] (0:11.44)	0:50.05 [3] (0:11.86)	0:38.19 [3] (0:12.61)	0:25.58 [5] (0:12.60)	0:12.98 [8] (0:12.98)	7.9L	0:38.19	+0
9	10 ROAR HIDE Montanna Savva	10	65.1 1000m	0:11.48 1000m	1:15.28 [9] (0:13.29)	1:01.99 [1] (0:11.48)	0:50.51 [1] (0:11.93)	0:38.58 [2] (0:12.59)	0:25.99 [3] (0:12.71)	0:13.28 [6] (0:13.28)	9.4L	0:38.58	-3
10	9 YOURALLTHAT Madeleine Wishart	9	65.0 Overall	0:11.49 1000m	1:15.59 [10] (0:13.89)	1:01.70 [7] (0:11.49)	0:50.21 [7] (0:11.96)	0:38.25 [8] (0:12.69)	0:25.56 [10] (0:12.48)	0:13.08 [10] (0:13.08)	11.2L	0:38.25	+1

Scratched: Gotebo (#4), Sukiche (#12), Cygnet River (#3)

[] Ranking at each section and finish
 -:-:- No data available at this section
 NA No data available

SCN Saddle cloth number
 DNF Did not finish
 DNT Did not track



Horse/Jockey Name	Depth Charge
Final Rank	1
Fastest Section Time (Section)	0:11.35 (1000m)
Top Speed [km/h] (Section)	67.8 (1000m)
Race State	Finished



Toowoomba QLD Professional

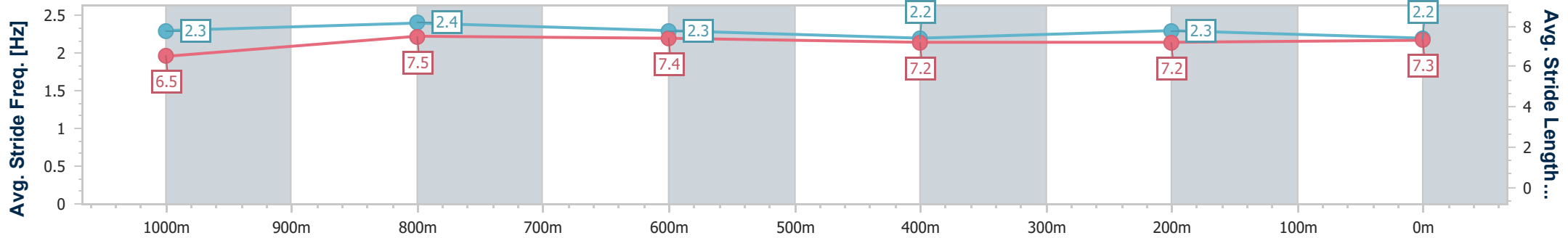
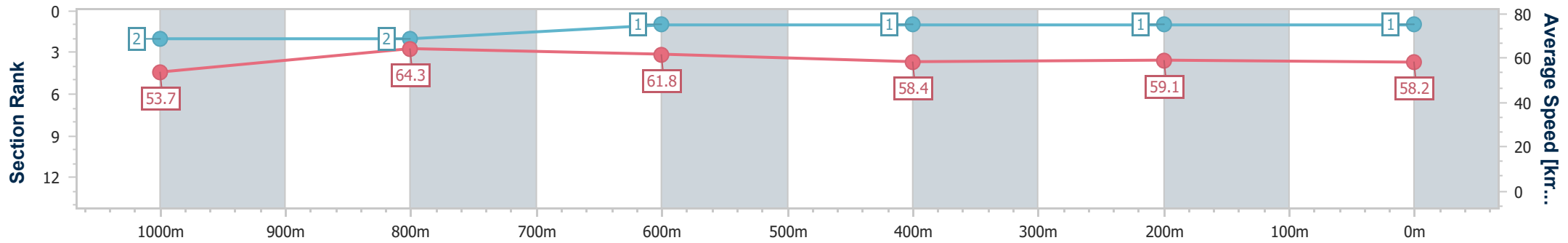
Race 1: HRX TRANSPORT Class 1 Handicap - 1200m

09 March 2024 - 17:21



Track Rating: Good 4 , Weather: Fine , Rail Position: +1m Entire

Section	Overall	1000m	800m	600m	400m	200m
Section Times	1:13.56 [1] (0:13.45)	1:00.11 [2] (0:11.35)	0:48.76 [2] (0:11.76)	0:37.00 [1] (0:12.48)	0:24.52 [1] (0:12.20)	0:12.32 [1] (0:12.32)
Average Speed [km/h]	53.7	64.3	61.8	58.4	59.1	58.2
Top Speed [km/h]	67.8	67.8	64.8	59.8	59.9	59.1
Avg. Dist. to Rail [m]	6.0	3.8	3.0	2.3	0.6	0.9
Avg. Stride Freq. [Hz]	2.3	2.4	2.3	2.2	2.3	2.2
Avg. Stride Length [m]	6.5	7.5	7.4	7.2	7.2	7.3



- [] Ranking at each section and finish
- .-.- No data available at this section
- NA No data available



Horse/Jockey Name	Purezza
Final Rank	2
Fastest Section Time (Section)	0:11.31 (1000m)
Top Speed [km/h] (Section)	66.7 (1000m)
Race State	Finished



Toowoomba QLD Professional

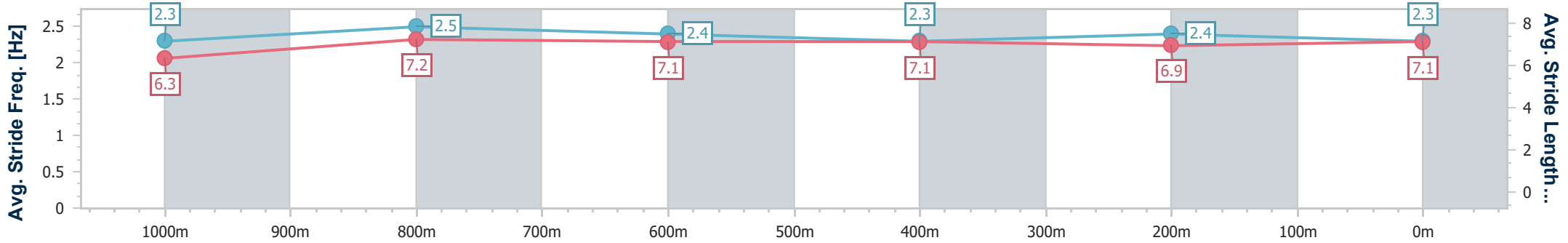
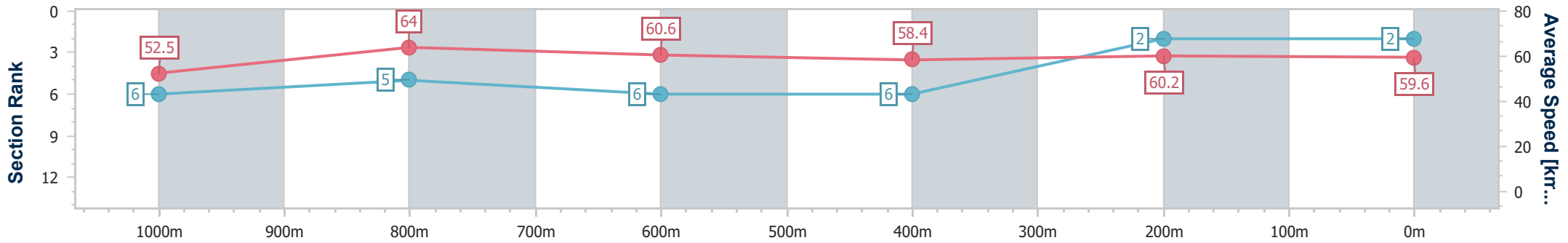
Race 1: HRX TRANSPORT Class 1 Handicap - 1200m

09 March 2024 - 17:21



Track Rating: Good 4 , Weather: Fine , Rail Position: +1m Entire

Section	Overall	1000m	800m	600m	400m	200m
Section Times	1:13.70 [2] (0:13.72)	0:59.98 [6] (0:11.31)	0:48.67 [5] (0:11.99)	0:36.68 [6] (0:12.48)	0:24.20 [6] (0:12.13)	0:12.07 [2] (0:12.07)
Average Speed [km/h]	52.5	64.0	60.6	58.4	60.2	59.6
Top Speed [km/h]	66.4	66.7	61.7	60.1	61.1	60.6
Avg. Dist. to Rail [m]	5.8	1.4	2.7	2.9	3.2	2.1
Avg. Stride Freq. [Hz]	2.3	2.5	2.4	2.3	2.4	2.3
Avg. Stride Length [m]	6.3	7.2	7.1	7.1	6.9	7.1



- [] Ranking at each section and finish
- .-.- No data available at this section
- NA No data available



Horse/Jockey Name	Take A Picture
Final Rank	3
Fastest Section Time (Section)	0:11.49 (1000m)
Top Speed [km/h] (Section)	64.9 (1000m)
Race State	Finished



Toowoomba QLD Professional

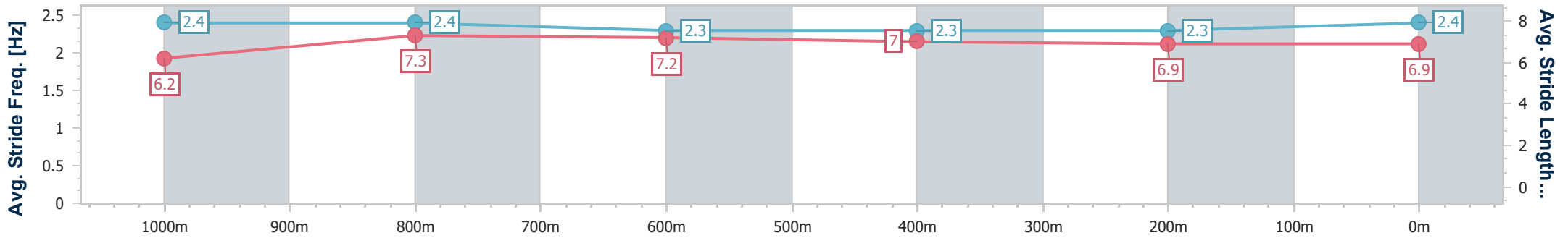
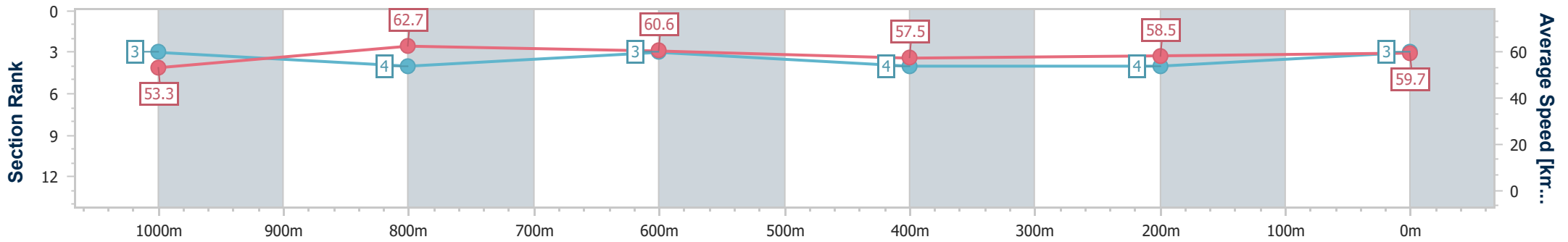
Race 1: HRX TRANSPORT Class 1 Handicap - 1200m

09 March 2024 - 17:21



Track Rating: Good 4 , Weather: Fine , Rail Position: +1m Entire

Section	Overall	1000m	800m	600m	400m	200m
Section Times	1:13.86 [3] (0:13.50)	1:00.36 [3] (0:11.49)	0:48.87 [4] (0:11.84)	0:37.03 [3] (0:12.58)	0:24.45 [4] (0:12.39)	0:12.06 [4]
Average Speed [km/h]	53.3	62.7	60.6	57.5	58.5	59.7
Top Speed [km/h]	64.4	64.9	62.7	59.4	60.6	61.2
Avg. Dist. to Rail [m]	2.1	0.4	0.4	0.8	1.7	0.7
Avg. Stride Freq. [Hz]	2.4	2.4	2.3	2.3	2.3	2.4
Avg. Stride Length [m]	6.2	7.3	7.2	7.0	6.9	6.9



- [] Ranking at each section and finish
- .-.- No data available at this section
- NA No data available



Horse/Jockey Name	Tokyo Bandit
Final Rank	4
Fastest Section Time (Section)	0:11.34 (1000m)
Top Speed [km/h] (Section)	67.7 (1000m)
Race State	Finished



Toowoomba QLD Professional

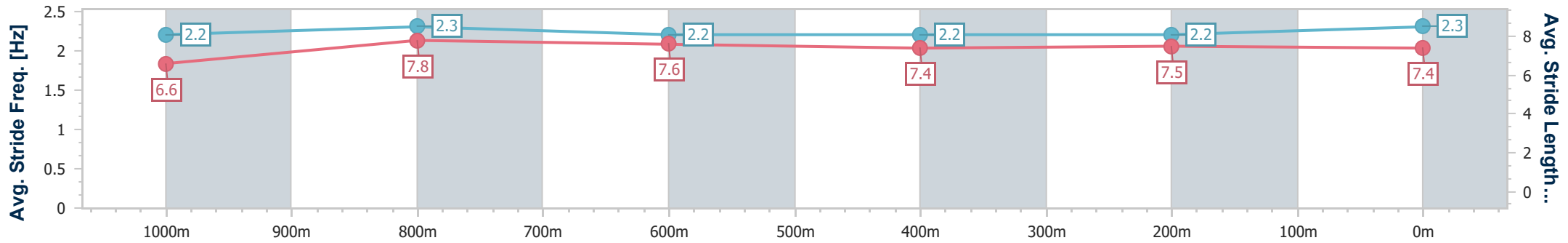
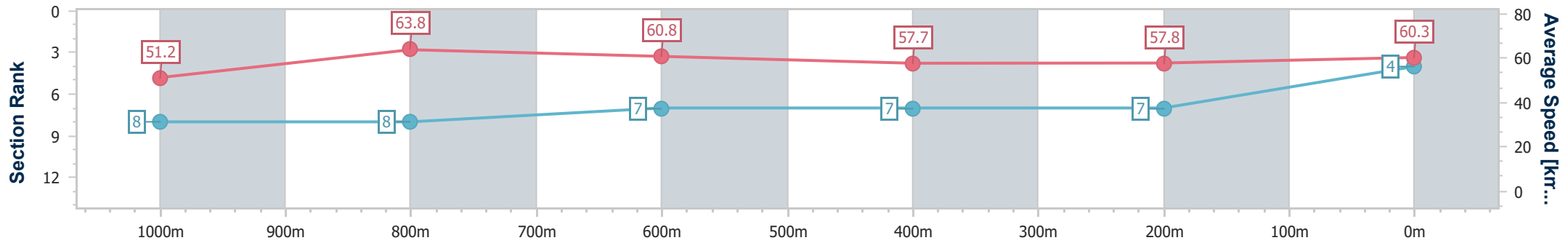
Race 1: HRX TRANSPORT Class 1 Handicap - 1200m

09 March 2024 - 17:21



Track Rating: Good 4 , Weather: Fine , Rail Position: +1m Entire

Section	Overall	1000m	800m	600m	400m	200m
Section Times	1:13.93 [4] (0:14.06)	0:59.87 [8] (0:11.34)	0:48.53 [8] (0:11.83)	0:36.70 [7] (0:12.36)	0:24.34 [7] (0:12.43)	0:11.91 [7] (0:11.91)
Average Speed [km/h]	51.2	63.8	60.8	57.7	57.8	60.3
Top Speed [km/h]	67.5	67.7	62.0	59.4	61.1	61.2
Avg. Dist. to Rail [m]	3.2	0.6	0.3	1.1	1.0	0.9
Avg. Stride Freq. [Hz]	2.2	2.3	2.2	2.2	2.2	2.3
Avg. Stride Length [m]	6.6	7.8	7.6	7.4	7.5	7.4



- [] Ranking at each section and finish
- .-.- No data available at this section
- NA No data available



Horse/Jockey Name	Mikki Eight
Final Rank	5
Fastest Section Time (Section)	0:11.29 (1000m)
Top Speed [km/h] (Section)	66.0 (1000m)
Race State	Finished



Toowoomba QLD Professional

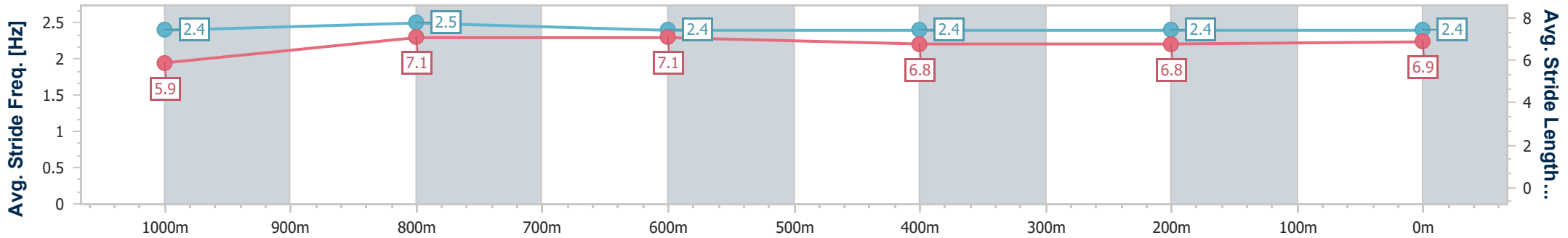
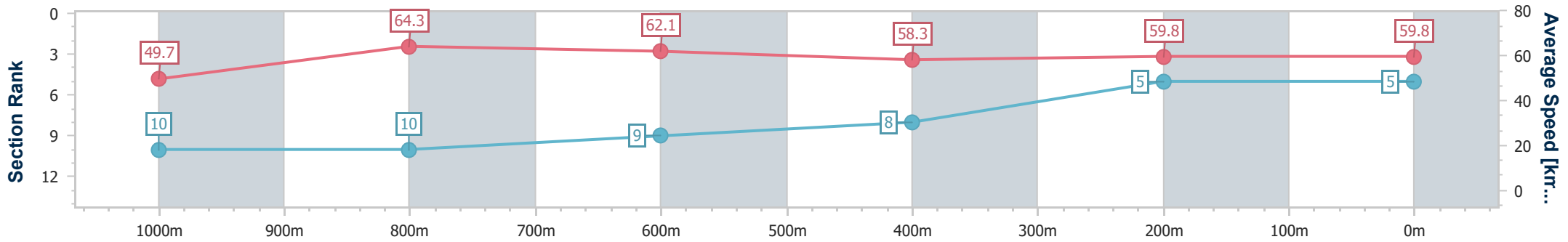
Race 1: HRX TRANSPORT Class 1 Handicap - 1200m

09 March 2024 - 17:21



Track Rating: Good 4 , Weather: Fine , Rail Position: +1m Entire

Section	Overall	1000m	800m	600m	400m	200m
Section Times	1:13.96 [5] (0:14.49)	0:59.47 [10] (0:11.29)	0:48.18 [10] (0:11.65)	0:36.53 [9] (0:12.38)	0:24.15 [8] (0:12.12)	0:12.03 [5] (0:12.03)
Average Speed [km/h]	49.7	64.3	62.1	58.3	59.8	59.8
Top Speed [km/h]	65.3	66.0	63.1	60.1	61.1	60.8
Avg. Dist. to Rail [m]	5.4	2.0	1.4	1.2	2.5	3.1
Avg. Stride Freq. [Hz]	2.4	2.5	2.4	2.4	2.4	2.4
Avg. Stride Length [m]	5.9	7.1	7.1	6.8	6.8	6.9



- [] Ranking at each section and finish
- .-.- No data available at this section
- NA No data available



Horse/Jockey Name	Electric
Final Rank	6
Fastest Section Time (Section)	0:11.48 (1000m)
Top Speed [km/h] (Section)	64.8 (Overall)
Race State	Finished



Toowoomba QLD Professional

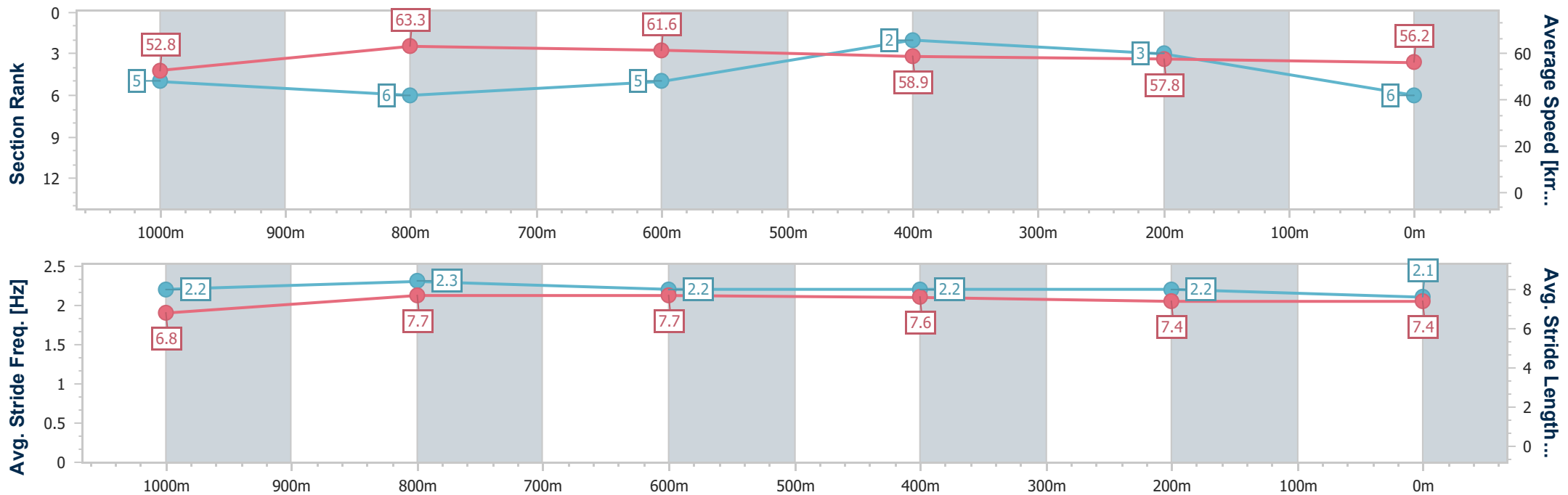
Race 1: HRX TRANSPORT Class 1 Handicap - 1200m

09 March 2024 - 17:21



Track Rating: Good 4 , Weather: Fine , Rail Position: +1m Entire

Section	Overall	1000m	800m	600m	400m	200m
Section Times	1:14.58 [6] (0:13.64)	1:00.94 [5] (0:11.48)	0:49.46 [6] (0:11.79)	0:37.67 [5] (0:12.38)	0:25.29 [2] (0:12.50)	0:12.79 [3] (0:12.79)
Average Speed [km/h]	52.8	63.3	61.6	58.9	57.8	56.2
Top Speed [km/h]	64.8	64.5	62.9	60.1	58.7	58.2
Avg. Dist. to Rail [m]	6.1	2.6	2.7	2.2	1.2	1.0
Avg. Stride Freq. [Hz]	2.2	2.3	2.2	2.2	2.2	2.1
Avg. Stride Length [m]	6.8	7.7	7.7	7.6	7.4	7.4



- [] Ranking at each section and finish
- .-.- No data available at this section
- NA No data available



Horse/Jockey Name	The Real Saint
Final Rank	7
Fastest Section Time (Section)	0:11.55 (1000m)
Top Speed [km/h] (Section)	64.9 (1000m)
Race State	Finished



Toowoomba QLD Professional

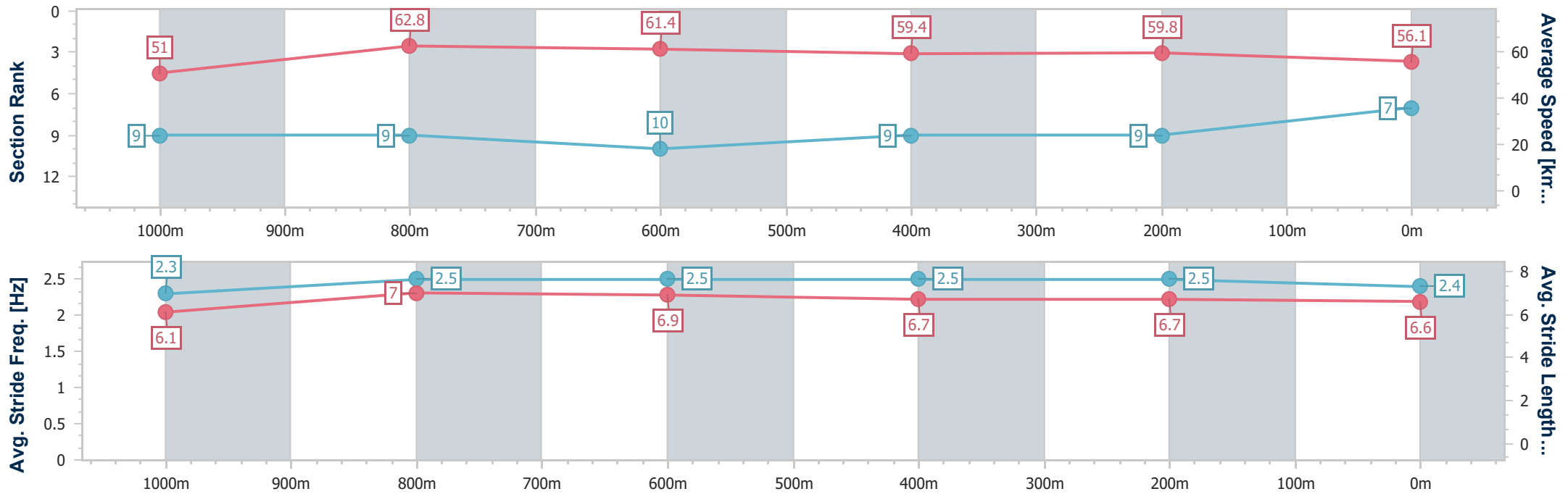
Race 1: HRX TRANSPORT Class 1 Handicap - 1200m

09 March 2024 - 17:21

Track Rating: Good 4 , Weather: Fine , Rail Position: +1m Entire



Section	Overall	1000m	800m	600m	400m	200m
Section Times	1:14.90 [7] (0:14.13)	1:00.77 [9] (0:11.55)	0:49.22 [9] (0:11.78)	0:37.44 [10] (0:12.38)	0:25.06 [9] (0:12.25)	0:12.81 [9] (0:12.81)
Average Speed [km/h]	51.0	62.8	61.4	59.4	59.8	56.1
Top Speed [km/h]	64.7	64.9	63.2	61.0	60.4	59.7
Avg. Dist. to Rail [m]	8.2	2.2	1.7	3.5	4.9	3.5
Avg. Stride Freq. [Hz]	2.3	2.5	2.5	2.5	2.5	2.4
Avg. Stride Length [m]	6.1	7.0	6.9	6.7	6.7	6.6



- [] Ranking at each section and finish
- .-.- No data available at this section
- NA No data available



Horse/Jockey Name	Whistlin' Ruler
Final Rank	8
Fastest Section Time (Section)	0:11.44 (1000m)
Top Speed [km/h] (Section)	67.0 (1000m)
Race State	Finished



Toowoomba QLD Professional

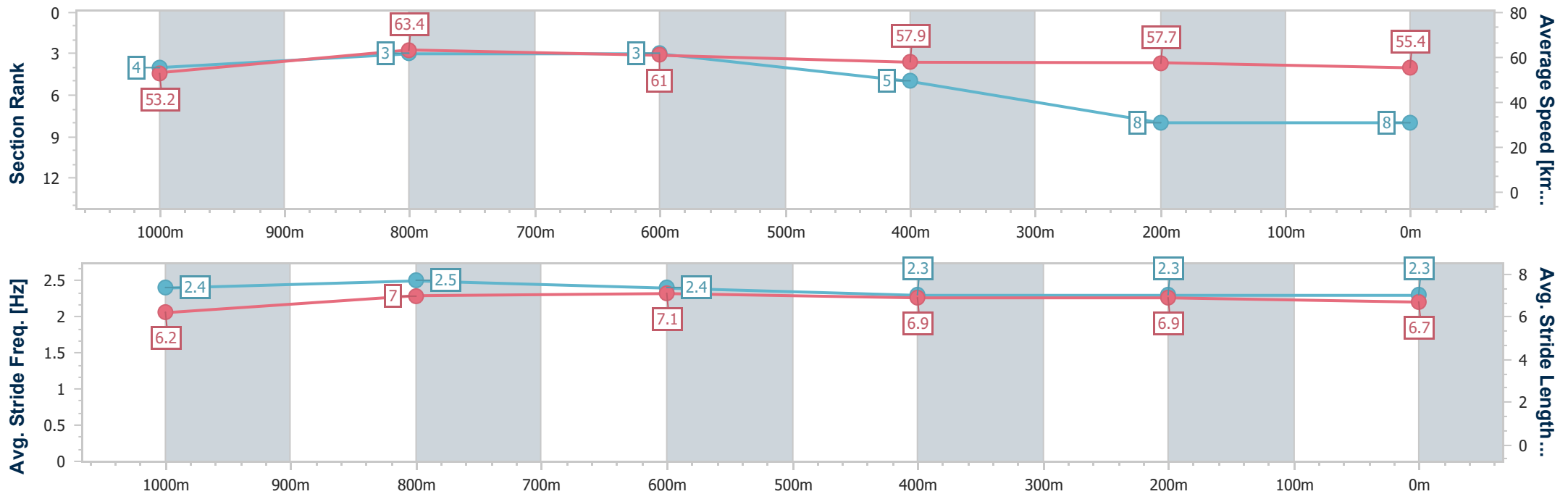
Race 1: HRX TRANSPORT Class 1 Handicap - 1200m

09 March 2024 - 17:21



Track Rating: Good 4 , Weather: Fine , Rail Position: +1m Entire

Section	Overall	1000m	800m	600m	400m	200m
Section Times	1:15.02 [8] (0:13.53)	1:01.49 [4] (0:11.44)	0:50.05 [3] (0:11.86)	0:38.19 [3] (0:12.61)	0:25.58 [5] (0:12.60)	0:12.98 [8] (0:12.98)
Average Speed [km/h]	53.2	63.4	61.0	57.9	57.7	55.4
Top Speed [km/h]	66.4	67.0	62.4	60.0	58.4	57.2
Avg. Dist. to Rail [m]	1.7	2.2	1.6	1.8	2.8	1.7
Avg. Stride Freq. [Hz]	2.4	2.5	2.4	2.3	2.3	2.3
Avg. Stride Length [m]	6.2	7.0	7.1	6.9	6.9	6.7



- [] Ranking at each section and finish
- .-.- No data available at this section
- NA No data available



Horse/Jockey Name	Roar Hide
Final Rank	9
Fastest Section Time (Section)	0:11.48 (1000m)
Top Speed [km/h] (Section)	65.1 (1000m)
Race State	Finished



Toowoomba QLD Professional

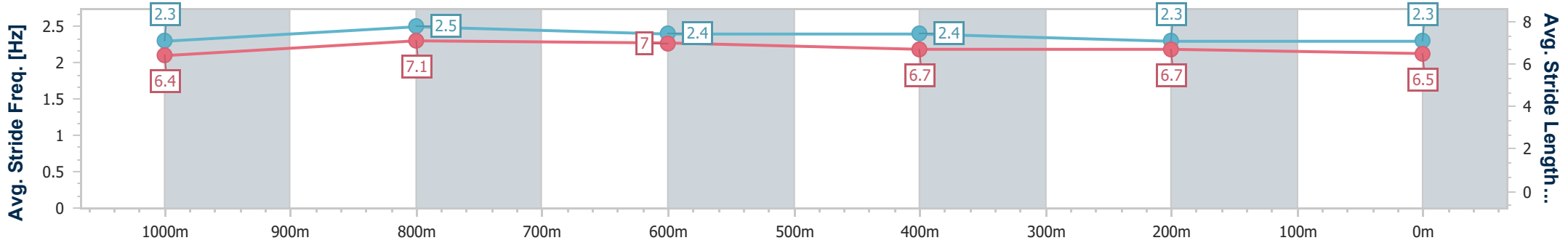
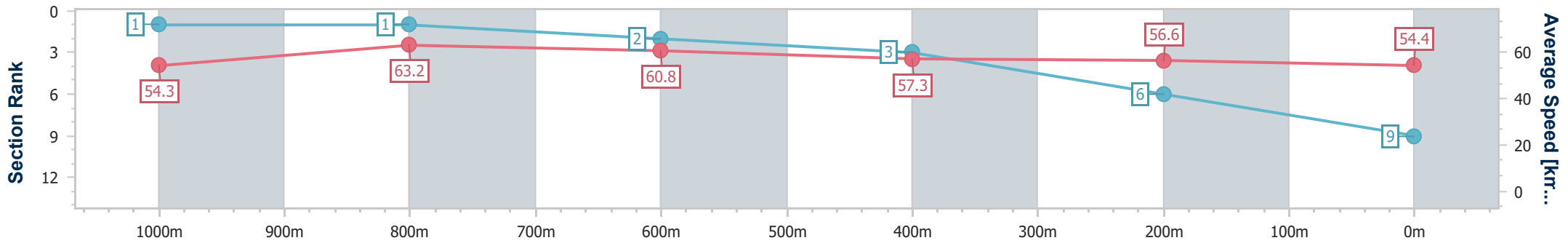
Race 1: HRX TRANSPORT Class 1 Handicap - 1200m

09 March 2024 - 17:21



Track Rating: Good 4 , Weather: Fine , Rail Position: +1m Entire

Section	Overall	1000m	800m	600m	400m	200m
Section Times	1:15.28 [9] (0:13.29)	1:01.99 [1] (0:11.48)	0:50.51 [1] (0:11.93)	0:38.58 [2] (0:12.59)	0:25.99 [3] (0:12.71)	0:13.28 [6] (0:13.28)
Average Speed [km/h]	54.3	63.2	60.8	57.3	56.6	54.4
Top Speed [km/h]	64.7	65.1	62.6	59.8	57.6	56.5
Avg. Dist. to Rail [m]	3.3	2.3	1.7	0.5	0.2	0.4
Avg. Stride Freq. [Hz]	2.3	2.5	2.4	2.4	2.3	2.3
Avg. Stride Length [m]	6.4	7.1	7.0	6.7	6.7	6.5



- [] Ranking at each section and finish
- .-.- No data available at this section
- NA No data available



Horse/Jockey Name	Yourallthat
Final Rank	10
Fastest Section Time (Section)	0:11.49 (1000m)
Top Speed [km/h] (Section)	65.0 (Overall)
Race State	Finished



Toowoomba QLD Professional

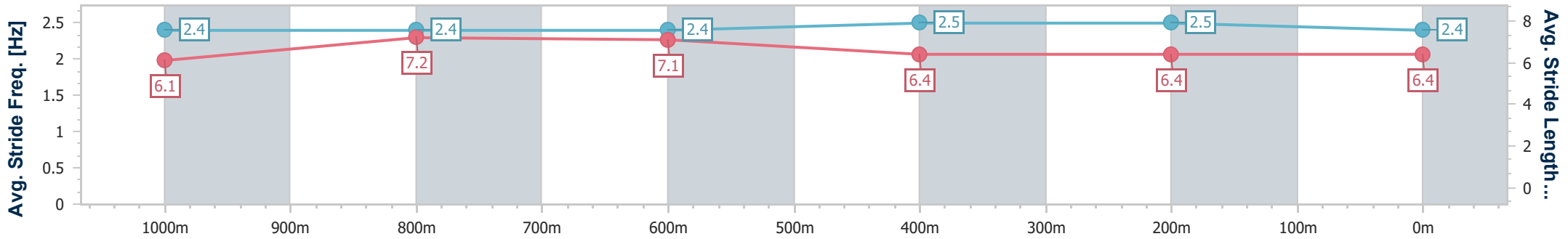
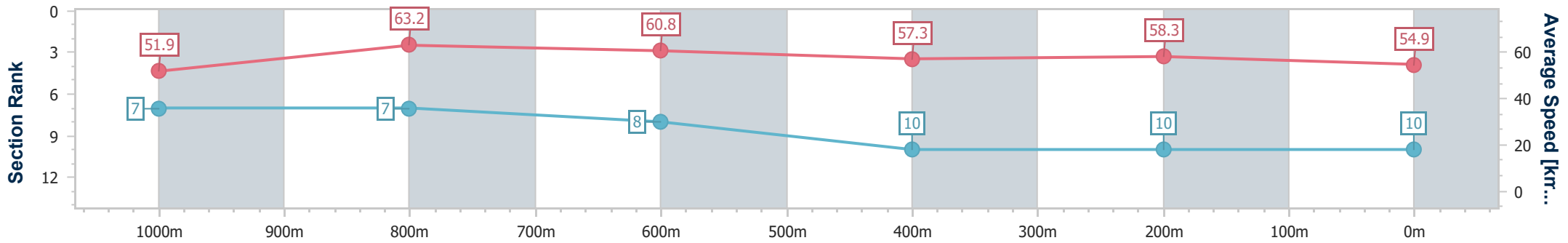
Race 1: HRX TRANSPORT Class 1 Handicap - 1200m

09 March 2024 - 17:21



Track Rating: Good 4 , Weather: Fine , Rail Position: +1m Entire

Section	Overall	1000m	800m	600m	400m	200m
Section Times	1:15.59 [10] (0:13.89)	1:01.70 [7] (0:11.49)	0:50.21 [7] (0:11.96)	0:38.25 [8] (0:12.69)	0:25.56 [10] (0:12.48)	0:13.08 [10]
Average Speed [km/h]	51.9	63.2	60.8	57.3	58.3	54.9
Top Speed [km/h]	65.0	64.9	61.7	58.6	59.4	58.2
Avg. Dist. to Rail [m]	6.4	2.6	2.6	1.6	2.2	2.5
Avg. Stride Freq. [Hz]	2.4	2.4	2.4	2.5	2.5	2.4
Avg. Stride Length [m]	6.1	7.2	7.1	6.4	6.4	6.4



- [] Ranking at each section and finish
- .-.- No data available at this section
- NA No data available