



Ipswich QLD Professional

Race 10: LIVING TURF OPEN Handicap - 1100m

09 March 2024 - 16:47



Track Rating: Soft 5, Weather: Fine, Rail Position: +10m

Section		Overall	1000m	800m	600m	400m	200m	Last 600m					
Field Times		1:04.76 (0:08.35)	0:56.41 (0:10.56)	0:45.85 (0:10.66)	0:35.19 (0:11.49)	0:23.70 (0:11.66)	0:12.04 (0:12.04)	0:35.19					
Rank	TAB Horse/Jockey	Barrier	Top Speed [km/h]	Fastest Section							Margin	Distance Travelled [m]	
1	2 KAVAK Jai Williams	2	68.9	0:08.51	1:04.76 [1] (0:08.51)	0:56.25 [6] (0:10.76)	0:45.49 [6] (0:10.79)	0:34.70 [6] (0:11.12)	0:23.58 [4] (0:11.54)	0:12.04 [1] (0:12.04)	1:04.76	0:34.70	
2	6 ROLLINWITHTHEFLOW Dale Smith	6	68.9	0:08.68	1:04.77 [2] (0:08.68)	0:56.09 [8] (0:10.75)	0:45.34 [7] (0:10.69)	0:34.65 [7] (0:11.21)	0:23.44 [5] (0:11.50)	0:11.94 [2] (0:11.94)	0.01L	0:34.65	+4
3	8 DEEP BLAST Emily Lang	8	70.0	0:08.42	1:05.35 [3] (0:08.42)	0:56.93 [4] (0:10.55)	0:46.38 [2] (0:10.82)	0:35.56 [3] (0:11.38)	0:24.18 [3] (0:11.93)	0:12.25 [5] (0:12.25)	0.58L	0:35.56	-5
4	3 MILL ROSSA Jag Guthmann-Chester	3	68.4	0:08.43	1:05.45 [4] (0:08.43)	0:57.02 [5] (0:10.77)	0:46.25 [5] (0:10.79)	0:35.46 [5] (0:11.49)	0:23.97 [7] (0:11.86)	0:12.11 [6] (0:12.11)	0.1L	0:35.46	-3
5	7 HARD LANDING Shania Willis	7	69.4	0:08.35	1:05.60 [5] (0:08.35)	0:57.25 [1] (0:10.73)	0:46.52 [4] (0:10.70)	0:35.82 [2] (0:11.29)	0:24.53 [2] (0:11.99)	0:12.54 [4] (0:12.54)	0.15L	0:35.82	+2
6	10 DESTINY'S REPUBLIC Micheal Hellyer	10	69.9	0:08.38	1:05.82 [6] (0:08.38)	0:57.44 [3] (0:10.53)	0:46.91 [1] (0:10.66)	0:36.25 [1] (0:11.49)	0:24.76 [1] (0:11.97)	0:12.79 [3] (0:12.79)	0.22L	0:36.25	-2
7	1 SUPERARE Cody Collis	1	67.8	0:08.67	1:06.59 [7] (0:08.67)	0:57.92 [7] (0:10.82)	0:47.10 [8] (0:10.79)	0:36.31 [8] (0:11.29)	0:25.02 [8] (0:11.98)	0:13.04 [8] (0:13.04)	0.77L	0:36.31	-1
8	11 CELESTIAL SOL Casey Waddell	11	69.6	0:08.36	1:06.85 [8] (0:08.36)	0:58.49 [2] (0:10.62)	0:47.87 [3] (0:10.82)	0:37.05 [4] (0:11.56)	0:25.49 [6] (0:12.15)	0:13.34 [7] (0:13.34)	0.26L	0:37.05	+0

Scratched: Data Patch (#12), Kooled (#5), Win Burn (#4), Rusheen (#9)

[] Ranking at each section and finish
 -:-:- No data available at this section
 NA No data available

SCN Saddle cloth number
 DNF Did not finish
 DNT Did not track



Horse/Jockey Name	Kavak
Final Rank	1
Fastest Section Time (Section)	0:08.51 (Overall)
Top Speed [km/h] (Section)	68.9 (1000m)
Race State	Finished



Ipswich QLD Professional

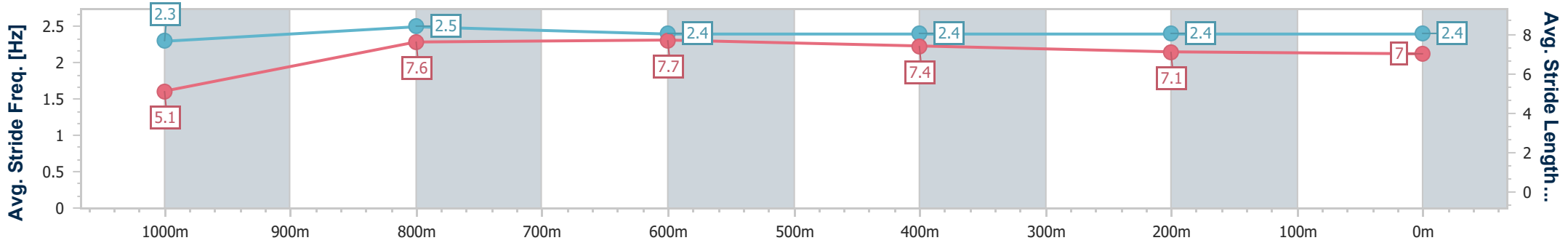
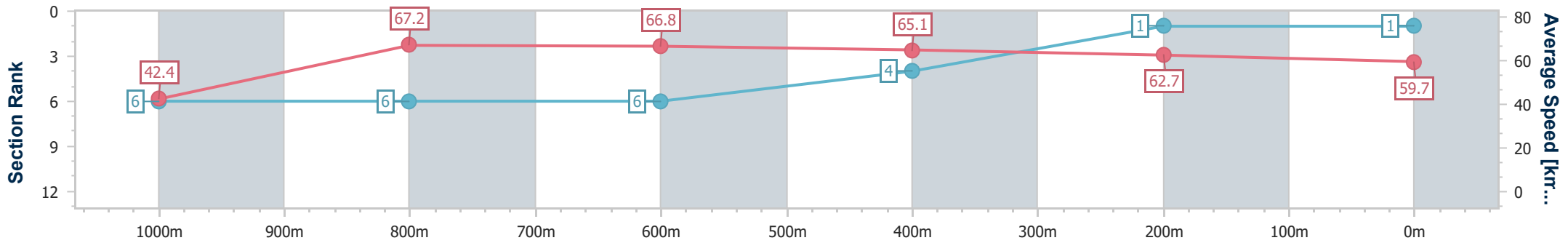
Race 10: LIVING TURF OPEN Handicap - 1100m

09 March 2024 - 16:47



Track Rating: Soft 5, Weather: Fine, Rail Position: +10m

Section	Overall	1000m	800m	600m	400m	200m
Section Times	1:04.76 [1] (0:08.51)	0:56.25 [6] (0:10.76)	0:45.49 [6] (0:10.79)	0:34.70 [6] (0:11.12)	0:23.58 [4] (0:11.54)	0:12.04 [1] (0:12.04)
Average Speed [km/h]	42.4	67.2	66.8	65.1	62.7	59.7
Top Speed [km/h]	63.9	68.9	67.6	67.8	65.5	61.6
Avg. Dist. to Rail [m]	7.8	2.3	0.4	1.4	0.8	0.3
Avg. Stride Freq. [Hz]	2.3	2.5	2.4	2.4	2.4	2.4
Avg. Stride Length [m]	5.1	7.6	7.7	7.4	7.1	7.0



- [] Ranking at each section and finish
- .-.- No data available at this section
- NA No data available



Horse/Jockey Name	Rollinwiththeflow
Final Rank	2
Fastest Section Time (Section)	0:08.68 (Overall)
Top Speed [km/h] (Section)	68.9 (1000m)
Race State	Finished



Ipswich QLD Professional

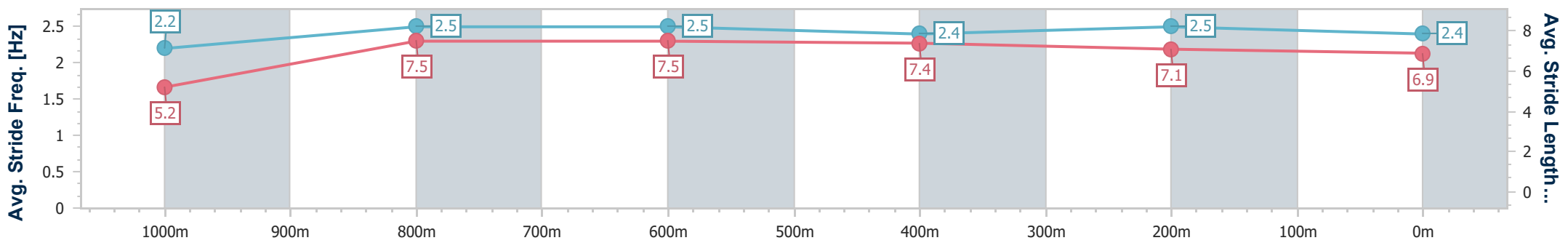
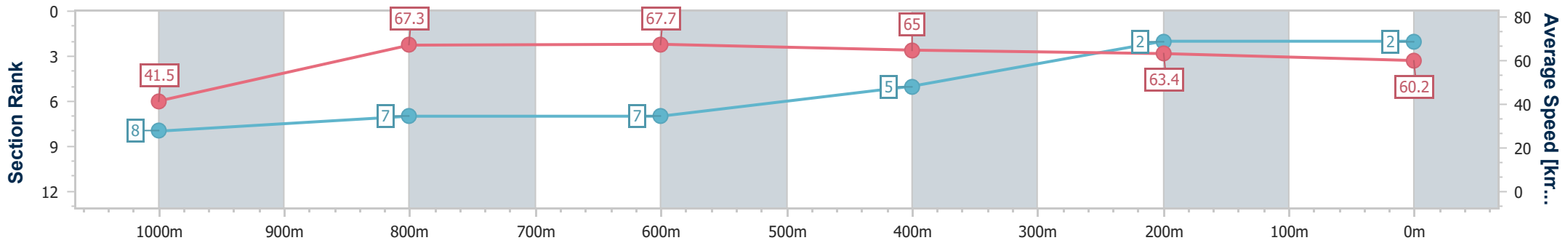
Race 10: LIVING TURF OPEN Handicap - 1100m

09 March 2024 - 16:47



Track Rating: Soft 5, Weather: Fine, Rail Position: +10m

Section	Overall	1000m	800m	600m	400m	200m
Section Times	1:04.77 [2] (0:08.68)	0:56.09 [8] (0:10.75)	0:45.34 [7] (0:10.69)	0:34.65 [7] (0:11.21)	0:23.44 [5] (0:11.50)	0:11.94 [2]
Average Speed [km/h]	41.5	67.3	67.7	65.0	63.4	60.2
Top Speed [km/h]	64.7	68.9	68.4	67.1	63.8	63.0
Avg. Dist. to Rail [m]	5.9	2.2	1.2	2.0	3.5	2.9
Avg. Stride Freq. [Hz]	2.2	2.5	2.5	2.4	2.5	2.4
Avg. Stride Length [m]	5.2	7.5	7.5	7.4	7.1	6.9



- [] Ranking at each section and finish
- .-.- No data available at this section
- NA No data available



Horse/Jockey Name	Deep Blast
Final Rank	3
Fastest Section Time (Section)	0:08.42 (Overall)
Top Speed [km/h] (Section)	70.0 (1000m)
Race State	Finished



Ipswich QLD Professional

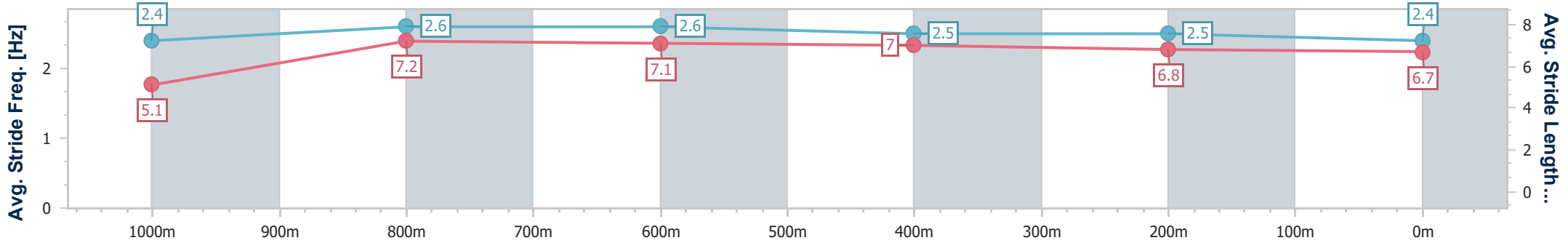
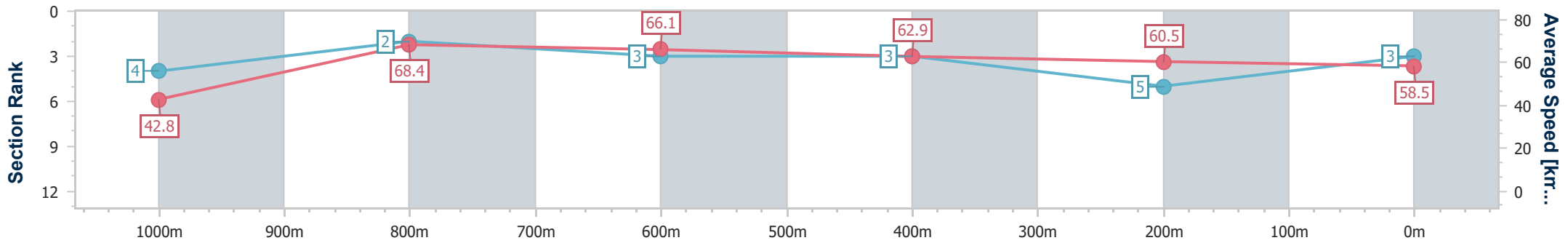
Race 10: LIVING TURF OPEN Handicap - 1100m

09 March 2024 - 16:47



Track Rating: Soft 5, Weather: Fine, Rail Position: +10m

Section	Overall	1000m	800m	600m	400m	200m
Section Times	1:05.35 [3] (0:08.42)	0:56.93 [4] (0:10.55)	0:46.38 [2] (0:10.82)	0:35.56 [3] (0:11.38)	0:24.18 [3] (0:11.93)	0:12.25 [5] (0:12.25)
Average Speed [km/h]	42.8	68.4	66.1	62.9	60.5	58.5
Top Speed [km/h]	67.0	70.0	67.6	65.8	61.8	61.7
Avg. Dist. to Rail [m]	1.9	0.5	1.3	1.1	0.3	0.2
Avg. Stride Freq. [Hz]	2.4	2.6	2.6	2.5	2.5	2.4
Avg. Stride Length [m]	5.1	7.2	7.1	7.0	6.8	6.7



- [] Ranking at each section and finish
- .-.- No data available at this section
- NA No data available



Horse/Jockey Name	Mill Rossa
Final Rank	4
Fastest Section Time (Section)	0:08.43 (Overall)
Top Speed [km/h] (Section)	68.4 (1000m)
Race State	Finished



Ipswich QLD Professional

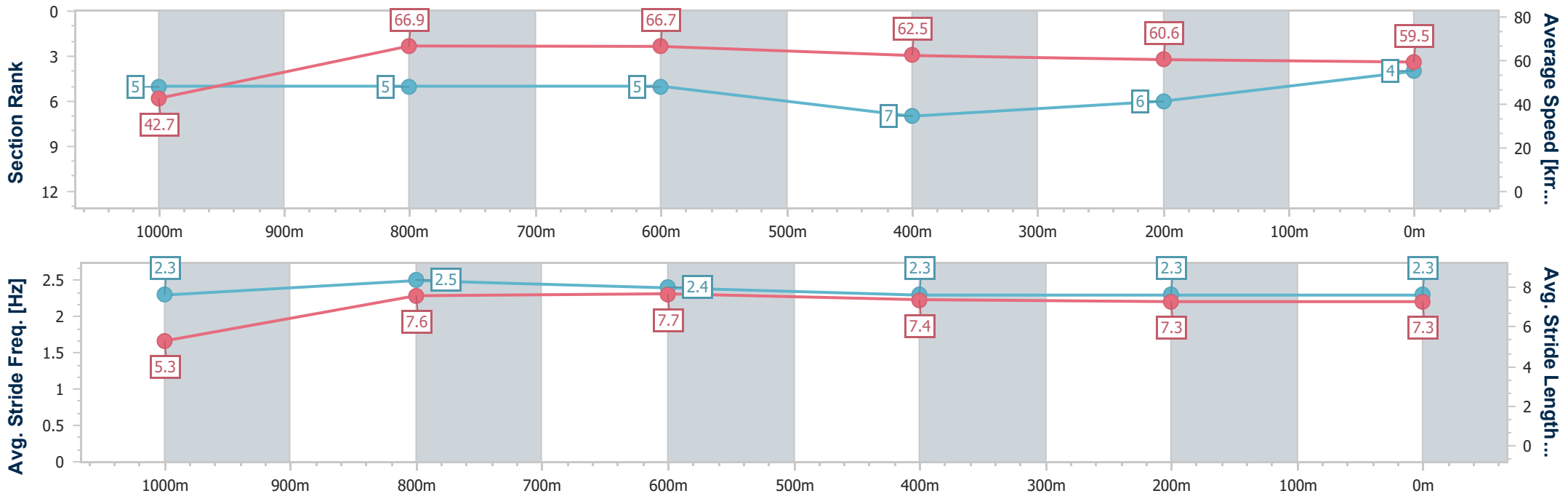
Race 10: LIVING TURF OPEN Handicap - 1100m

09 March 2024 - 16:47

Track Rating: Soft 5, Weather: Fine, Rail Position: +10m



Section	Overall	1000m	800m	600m	400m	200m
Section Times	1:05.45 [4] (0:08.43)	0:57.02 [5] (0:10.77)	0:46.25 [5] (0:10.79)	0:35.46 [5] (0:11.49)	0:23.97 [7] (0:11.86)	0:12.11 [6]
Average Speed [km/h]	42.7	66.9	66.7	62.5	60.6	59.5
Top Speed [km/h]	64.2	68.4	67.3	66.0	62.0	60.8
Avg. Dist. to Rail [m]	4.3	1.3	0.6	0.6	0.7	2.3
Avg. Stride Freq. [Hz]	2.3	2.5	2.4	2.3	2.3	2.3
Avg. Stride Length [m]	5.3	7.6	7.7	7.4	7.3	7.3



- [] Ranking at each section and finish
- .-.- No data available at this section
- NA No data available



Horse/Jockey Name	Hard Landing
Final Rank	5
Fastest Section Time (Section)	0:08.35 (Overall)
Top Speed [km/h] (Section)	69.4 (1000m)
Race State	Finished



Ipswich QLD Professional

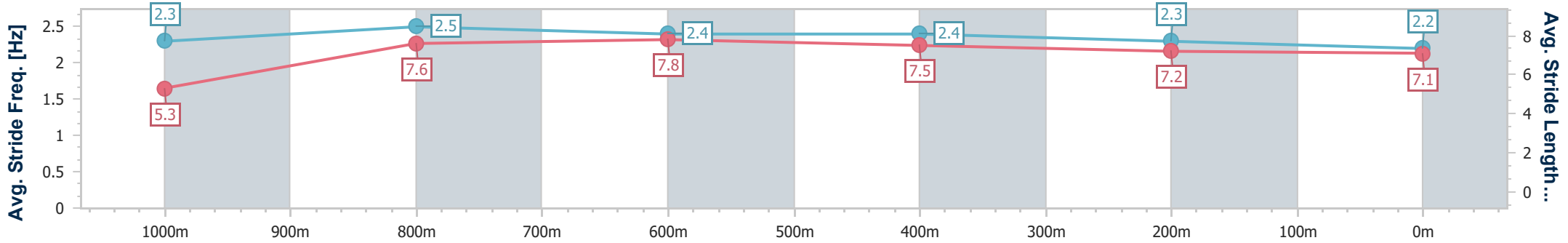
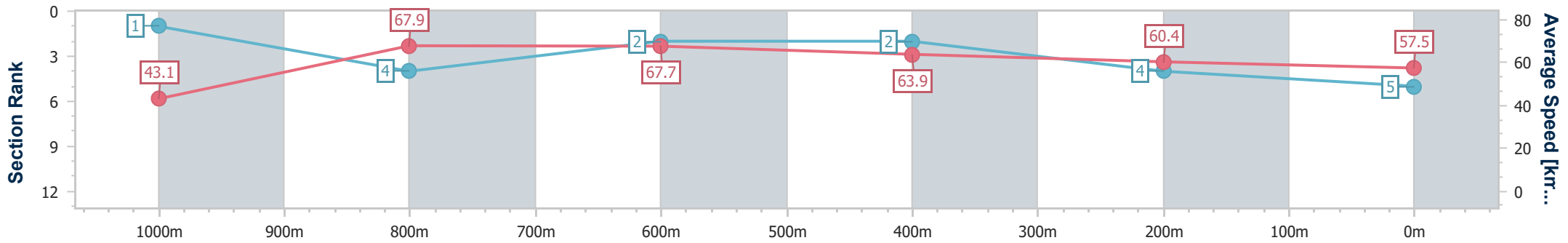
Race 10: LIVING TURF OPEN Handicap - 1100m

09 March 2024 - 16:47

Track Rating: Soft 5, Weather: Fine, Rail Position: +10m



Section	Overall	1000m	800m	600m	400m	200m
Section Times	1:05.60 [5] (0:08.35)	0:57.25 [1] (0:10.73)	0:46.52 [4] (0:10.70)	0:35.82 [2] (0:11.29)	0:24.53 [2] (0:11.99)	0:12.54 [4] (0:12.54)
Average Speed [km/h]	43.1	67.9	67.7	63.9	60.4	57.5
Top Speed [km/h]	65.2	69.4	69.0	66.7	62.2	59.9
Avg. Dist. to Rail [m]	6.0	3.2	1.8	1.1	1.3	1.8
Avg. Stride Freq. [Hz]	2.3	2.5	2.4	2.4	2.3	2.2
Avg. Stride Length [m]	5.3	7.6	7.8	7.5	7.2	7.1



- [] Ranking at each section and finish
- .-.- No data available at this section
- NA No data available



Horse/Jockey Name	Destiny's Republic
Final Rank	6
Fastest Section Time (Section)	0:08.38 (Overall)
Top Speed [km/h] (Section)	69.9 (1000m)
Race State	Finished



Ipswich QLD Professional

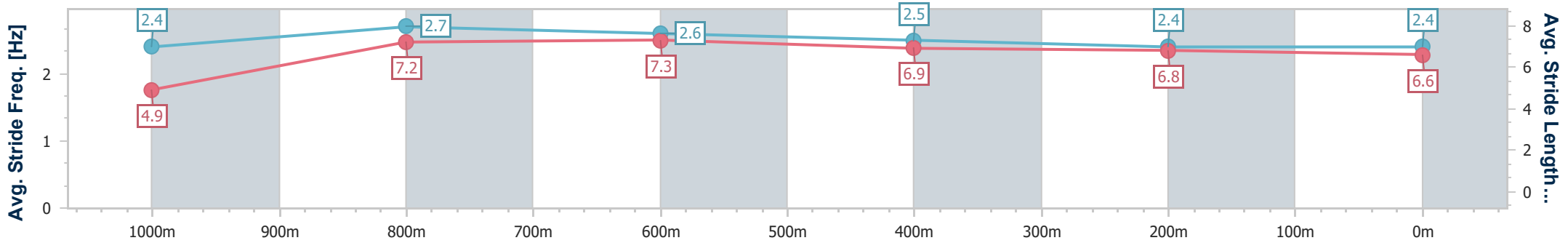
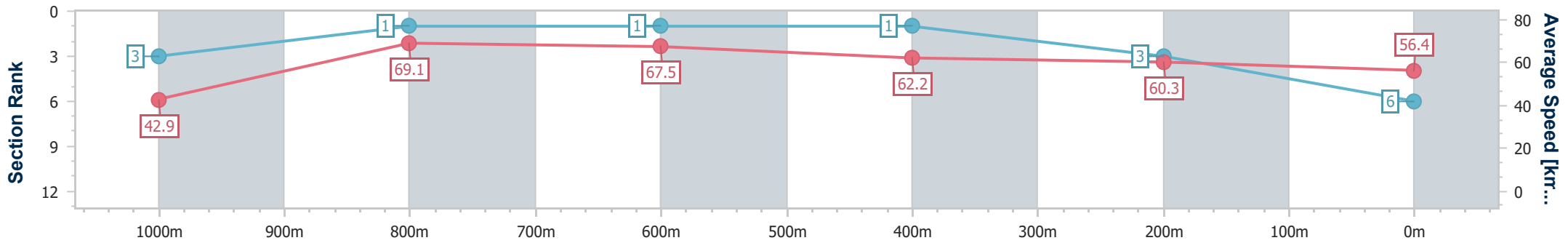
Race 10: LIVING TURF OPEN Handicap - 1100m

09 March 2024 - 16:47

Track Rating: Soft 5, Weather: Fine, Rail Position: +10m



Section	Overall	1000m	800m	600m	400m	200m
Section Times	1:05.82 [6] (0:08.38)	0:57.44 [3] (0:10.53)	0:46.91 [1] (0:10.66)	0:36.25 [1] (0:11.49)	0:24.76 [1] (0:11.97)	0:12.79 [3] (0:12.79)
Average Speed [km/h]	42.9	69.1	67.5	62.2	60.3	56.4
Top Speed [km/h]	67.3	69.9	69.4	65.0	61.6	58.7
Avg. Dist. to Rail [m]	5.3	2.7	1.3	1.2	1.1	1.9
Avg. Stride Freq. [Hz]	2.4	2.7	2.6	2.5	2.4	2.4
Avg. Stride Length [m]	4.9	7.2	7.3	6.9	6.8	6.6



- [] Ranking at each section and finish
- .-.- No data available at this section
- NA No data available



Horse/Jockey Name	Superare
Final Rank	7
Fastest Section Time (Section)	0:08.67 (Overall)
Top Speed [km/h] (Section)	67.8 (800m)
Race State	Finished



Ipswich QLD Professional

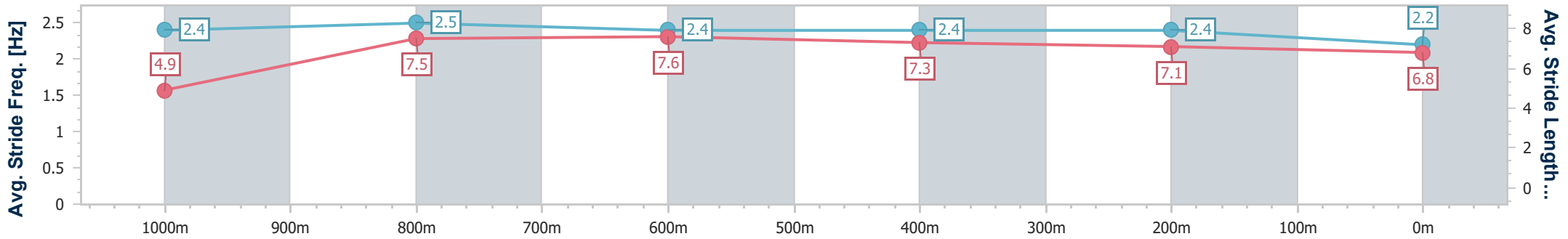
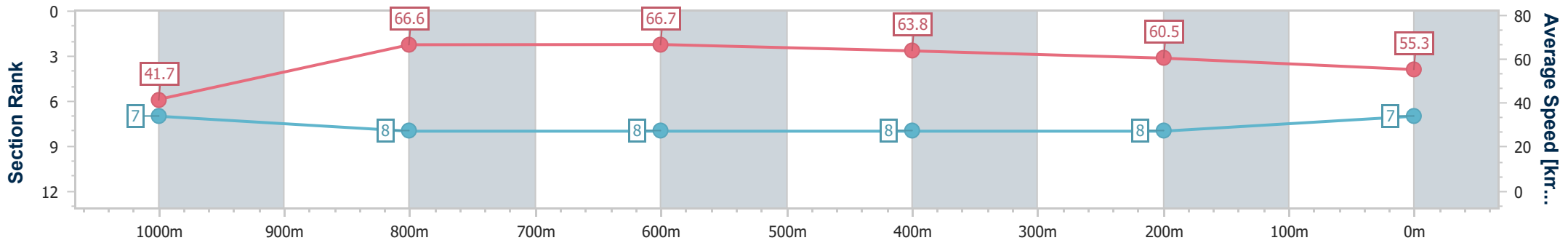
Race 10: LIVING TURF OPEN Handicap - 1100m

09 March 2024 - 16:47



Track Rating: Soft 5, Weather: Fine, Rail Position: +10m

Section	Overall	1000m	800m	600m	400m	200m
Section Times	1:06.59 [7] (0:08.67)	0:57.92 [7] (0:10.82)	0:47.10 [8] (0:10.79)	0:36.31 [8] (0:11.29)	0:25.02 [8] (0:11.98)	0:13.04 [8] (0:13.04)
Average Speed [km/h]	41.7	66.6	66.7	63.8	60.5	55.3
Top Speed [km/h]	63.6	67.5	67.8	66.7	61.7	60.6
Avg. Dist. to Rail [m]	3.8	0.5	0.5	0.4	2.6	2.9
Avg. Stride Freq. [Hz]	2.4	2.5	2.4	2.4	2.4	2.2
Avg. Stride Length [m]	4.9	7.5	7.6	7.3	7.1	6.8



- [] Ranking at each section and finish
- .-.- No data available at this section
- NA No data available



Horse/Jockey Name	Celestial Sol
Final Rank	8
Fastest Section Time (Section)	0:08.36 (Overall)
Top Speed [km/h] (Section)	69.6 (1000m)
Race State	Finished



Ipswich QLD Professional

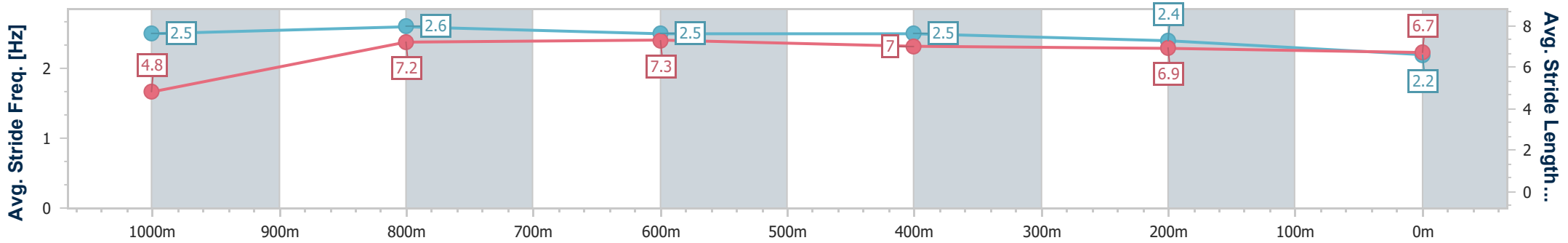
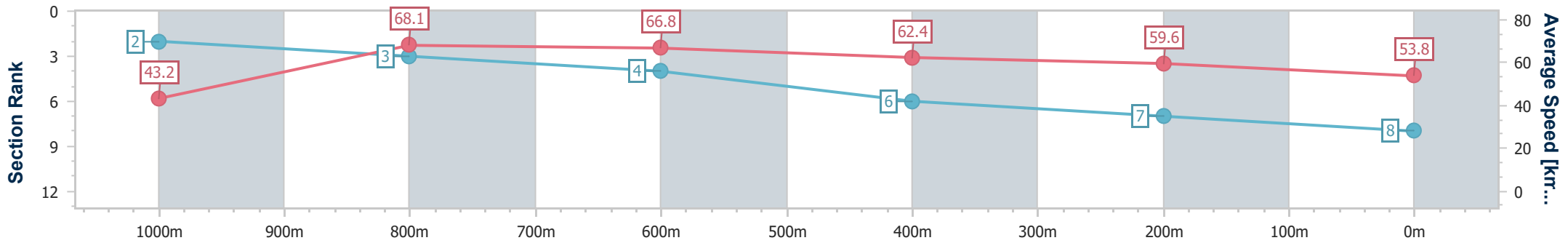
Race 10: LIVING TURF OPEN Handicap - 1100m

09 March 2024 - 16:47

Track Rating: Soft 5, Weather: Fine, Rail Position: +10m



Section	Overall	1000m	800m	600m	400m	200m
Section Times	1:06.85 [8] (0:08.36)	0:58.49 [2] (0:10.62)	0:47.87 [3] (0:10.82)	0:37.05 [4] (0:11.56)	0:25.49 [6] (0:12.15)	0:13.34 [7] (0:13.34)
Average Speed [km/h]	43.2	68.1	66.8	62.4	59.6	53.8
Top Speed [km/h]	66.5	69.6	67.3	66.9	60.2	59.2
Avg. Dist. to Rail [m]	3.1	1.7	0.8	0.5	1.6	1.5
Avg. Stride Freq. [Hz]	2.5	2.6	2.5	2.5	2.4	2.2
Avg. Stride Length [m]	4.8	7.2	7.3	7.0	6.9	6.7



- [] Ranking at each section and finish
- .-.- No data available at this section
- NA No data available