

Track Rating: Soft 5, Weather: Fine, Rail Position: +10m

Section		Field Times										Last 600m				
		Overall	1200m	1000m	800m	600m	400m									
		1:22.15 (0:11.54)	1:10.61 (0:11.50)	0:59.11 (0:11.91)	0:47.20 (0:11.88)	0:35.32 (0:11.69)	0:23.63 (0:11.81)									
Rank	TAB	Horse/Jockey	Barrier	Top Speed [km/h]	Fastest Section											Distance Travelled [m]
1	4	HOUSTON ROCKET Emily Lang	4	64.0	0:11.50	1:22.15 [1] (0:11.95)	1:10.20 [6] (0:11.80)	0:58.40 [8] (0:11.79)	0:46.61 [8] (0:11.91)	0:34.70 [8] (0:11.59)	0:23.11 [7] (0:11.50)	0:34.70				
2	2	SIAN STAR Jai Williams	2	64.4	0:11.50	1:22.18 [2] (0:11.68)	1:10.50 [2] (0:11.50)	0:59.00 [2] (0:11.85)	0:47.15 [2] (0:11.90)	0:35.25 [2] (0:11.61)	0:23.64 [2] (0:11.79)	0:35.25		-4		
3	10	SATASHI Dale Smith	10	63.7	0:11.56	1:22.66 [3] (0:11.70)	1:10.96 [3] (0:11.56)	0:59.40 [3] (0:11.96)	0:47.44 [4] (0:11.85)	0:35.59 [4] (0:11.75)	0:23.84 [4] (0:11.81)	0:35.59		-6		
4	5	IVANOV Craig Robertson	5	63.2	0:11.68	1:22.68 [4] (0:11.83)	1:10.85 [4] (0:11.78)	0:59.07 [7] (0:11.80)	0:47.27 [6] (0:11.87)	0:35.40 [6] (0:11.68)	0:23.72 [5] (0:11.94)	0:35.40		-1		
5	3	DESERT MIST Matthew Palmer	3	64.0	0:11.46	1:22.71 [5] (0:11.88)	1:10.83 [5] (0:11.46)	0:59.37 [4] (0:11.83)	0:47.54 [3] (0:11.89)	0:35.65 [3] (0:11.63)	0:24.02 [3] (0:11.92)	0:35.65		+0		
6	13	SIENNA'S AWARD Casey Waddell	13	62.9	0:11.56	1:22.75 [6] (0:11.95)	1:10.80 [7] (0:11.56)	0:59.24 [5] (0:11.81)	0:47.43 [5] (0:11.87)	0:35.56 [5] (0:11.79)	0:23.77 [6] (0:11.84)	0:35.56		-4		
7	16	HOOKS Todd Banks	16	64.2	0:11.50	1:22.81 [7] (0:11.54)	1:11.27 [1] (0:11.50)	0:59.77 [1] (0:11.91)	0:47.86 [1] (0:11.88)	0:35.98 [1] (0:11.69)	0:24.29 [1] (0:11.96)	0:35.98		-6		
8	14	RED STAR RUBI Adin Thompson	14	63.2	0:11.57	1:22.98 [8] (0:12.03)	1:10.95 [8] (0:11.57)	0:59.38 [6] (0:11.82)	0:47.56 [7] (0:11.86)	0:35.70 [7] (0:11.76)	0:23.94 [8] (0:11.72)	0:35.70		-6		
9	15	SIR ZINO Jason Taylor	15	62.9	0:11.74	1:23.32 [9] (0:12.31)	1:11.01 [9] (0:11.74)	0:59.27 [10] (0:11.80)	0:47.47 [10] (0:11.77)	0:35.70 [9] (0:11.74)	0:23.96 [9] (0:11.81)	0:35.70		+1		
10	9	SMILE UPON A STAR Noel Callow	9	63.1	0:11.56	1:24.67 [10] (0:12.44)	1:12.23 [10] (0:11.56)	1:00.67 [9] (0:11.83)	0:48.84 [9] (0:11.88)	0:36.96 [10] (0:11.79)	0:25.17 [10] (0:12.00)	0:36.96		-5		

Scratched: Menari Magic (#6), Millward (#7), Prado (#11), Mannerheim (#8), Jungle Fever (#12), Sarodec (#17), Hill Billy Flyer (#1)



Ipswich QLD Professional
 Race 8: TAB BENCHMARK 60 Handicap - 1350m
 09 March 2024 - 15:25



Track Rating: Soft 5, Weather: Fine, Rail Position: +10m

Section							200m			Last 600m
Field Times							0:11.82			0:35.32
Rank	TAB	Horse/Jockey	Barrier	Top Speed [km/h]	Fastest Section	Margin				Distance Travelled [m]
1	4	HOUSTON ROCKET Emily Lang	4	64.0 1000m	0:11.50 400m	0:11.61 [3] (0:11.61)	1:22.15		0:34.70	
2	2	SIAN STAR Jai Williams	2	64.4 Overall	0:11.50 1200m	0:11.85 [1] (0:11.85)	0.03L		0:35.25	-4
3	10	SATASHI Dale Smith	10	63.7 1200m	0:11.56 1200m	0:12.03 [5] (0:12.03)	0.48L		0:35.59	-6
4	5	IVANOV Craig Robertson	5	63.2 1200m	0:11.68 600m	0:11.78 [8] (0:11.78)	0.02L		0:35.40	-1
5	3	DESERT MIST Matthew Palmer	3	64.0 1200m	0:11.46 1200m	0:12.10 [4] (0:12.10)	0.03L		0:35.65	+0
6	13	SIENNA'S AWARD Casey Waddell	13	62.9 1200m	0:11.56 1200m	0:11.93 [7] (0:11.93)	0.04L		0:35.56	-4
7	16	HOOKS Todd Banks	16	64.2 1200m	0:11.50 1200m	0:12.33 [2] (0:12.33)	0.06L		0:35.98	-6
8	14	RED STAR RUBI Adin Thompson	14	63.2 1200m	0:11.57 1200m	0:12.22 [6] (0:12.22)	0.17L		0:35.70	-6
9	15	SIR ZINO Jason Taylor	15	62.9 1000m	0:11.74 1200m	0:12.15 [9] (0:12.15)	0.34L		0:35.70	+1
10	9	SMILE UPON A STAR Noel Callow	9	63.1 1200m	0:11.56 1200m	0:13.17 [10] (0:13.17)	1.35L		0:36.96	-5

Scratched: Menari Magic (#6), Millward (#7), Prado (#11), Mannerheim (#8), Jungle Fever (#12), Sarodec (#17), Hill Billy Flyer (#1)

[] Ranking at each section and finish
 -:-:- No data available at this section
 NA No data available

SCN Saddle cloth number
 DNF Did not finish
 DNT Did not track



Horse/Jockey Name	Houston Rocket
Final Rank	1
Fastest Section Time (Section)	0:11.50 (400m)
Top Speed [km/h] (Section)	64.0 (1000m)
Race State	Finished



Ipswich QLD Professional

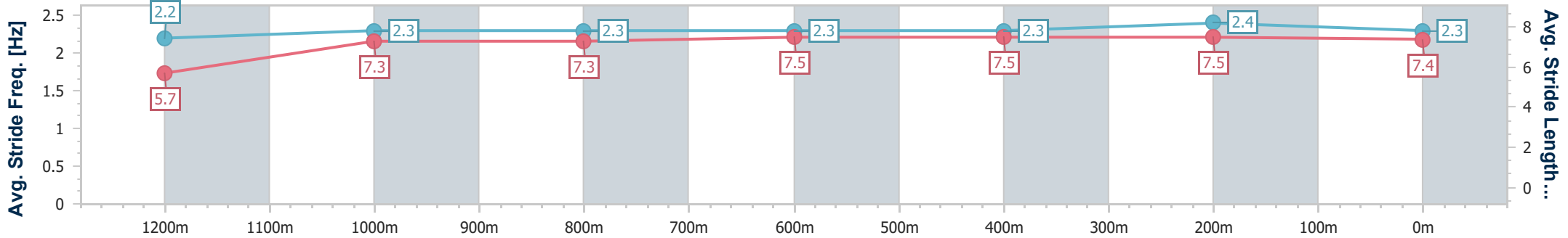
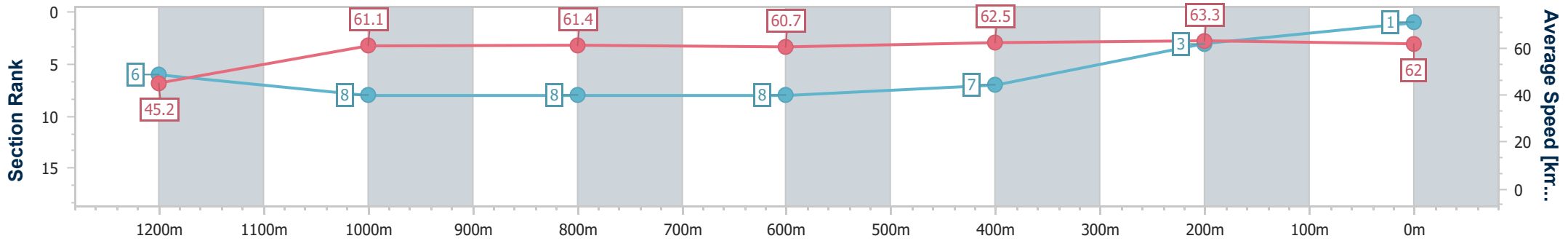
Race 8: TAB BENCHMARK 60 Handicap - 1350m

09 March 2024 - 15:25

Track Rating: Soft 5, Weather: Fine, Rail Position: +10m



Section	Overall	1200m	1000m	800m	600m	400m	200m
Section Times	1:22.15 [1] (0:11.95)	1:10.20 [6] (0:11.80)	0:58.40 [8] (0:11.79)	0:46.61 [8] (0:11.91)	0:34.70 [8] (0:11.59)	0:23.11 [7] (0:11.50)	0:11.61 [3] (0:11.61)
Average Speed [km/h]	45.2	61.1	61.4	60.7	62.5	63.3	62.0
Top Speed [km/h]	62.2	63.9	64.0	61.8	63.8	63.9	63.6
Avg. Dist. to Rail [m]	1.2	0.6	1.5	1.1	1.3	2.8	2.3
Avg. Stride Freq. [Hz]	2.2	2.3	2.3	2.3	2.3	2.4	2.3
Avg. Stride Length [m]	5.7	7.3	7.3	7.5	7.5	7.5	7.4



- [] Ranking at each section and finish
- .-.- No data available at this section
- NA No data available



Horse/Jockey Name	Sian Star
Final Rank	2
Fastest Section Time (Section)	0:11.50 (1200m)
Top Speed [km/h] (Section)	64.4 (Overall)
Race State	Finished



Ipswich QLD Professional

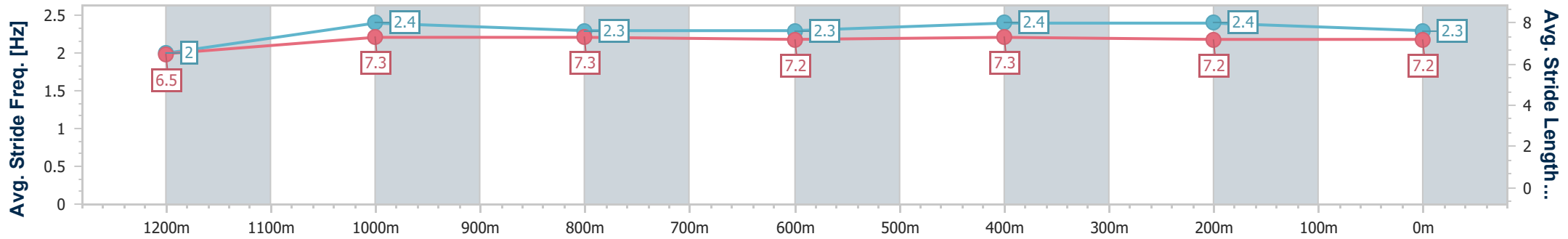
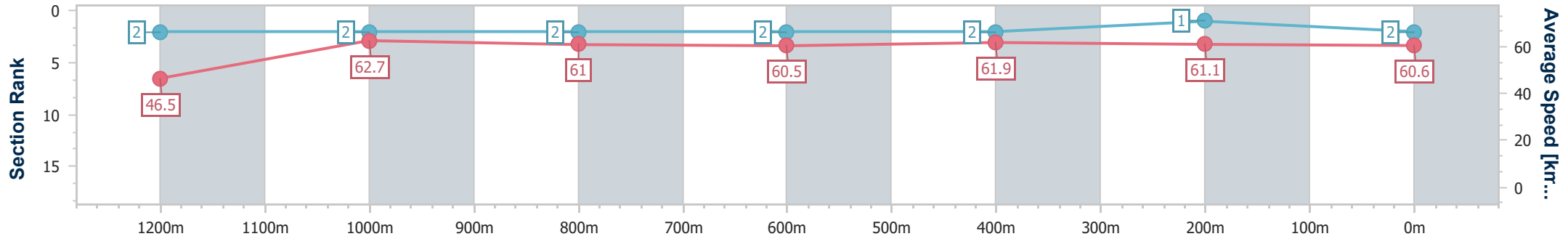
Race 8: TAB BENCHMARK 60 Handicap - 1350m

09 March 2024 - 15:25

Track Rating: Soft 5, Weather: Fine, Rail Position: +10m



Section	Overall	1200m	1000m	800m	600m	400m	200m
Section Times	1:22.18 [2] (0:11.68)	1:10.50 [2] (0:11.50)	0:59.00 [2] (0:11.85)	0:47.15 [2] (0:11.90)	0:35.25 [2] (0:11.61)	0:23.64 [2] (0:11.79)	0:11.85 [1] (0:11.85)
Average Speed [km/h]	46.5	62.7	61.0	60.5	61.9	61.1	60.6
Top Speed [km/h]	64.4	63.9	62.9	61.7	62.9	62.9	62.1
Avg. Dist. to Rail [m]	5.5	0.8	1.1	0.6	0.2	0.2	1.0
Avg. Stride Freq. [Hz]	2.0	2.4	2.3	2.3	2.4	2.4	2.3
Avg. Stride Length [m]	6.5	7.3	7.3	7.2	7.3	7.2	7.2



- [] Ranking at each section and finish
- .-.- No data available at this section
- NA No data available



Horse/Jockey Name	Satashi
Final Rank	3
Fastest Section Time (Section)	0:11.56 (1200m)
Top Speed [km/h] (Section)	63.7 (1200m)
Race State	Finished



Ipswich QLD Professional

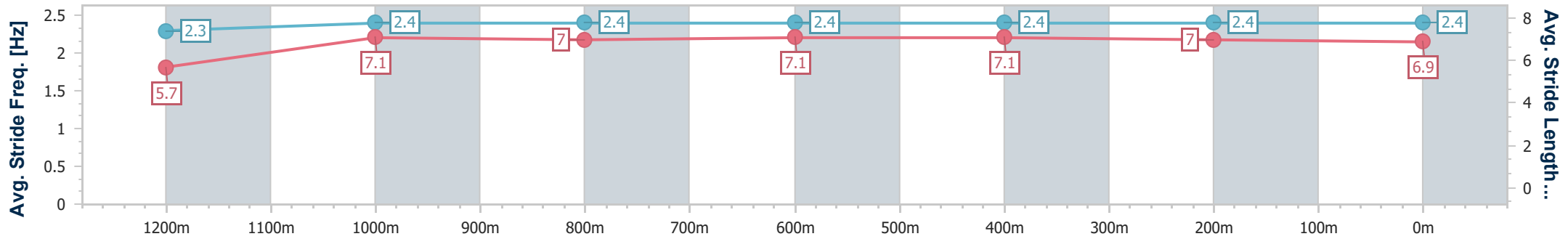
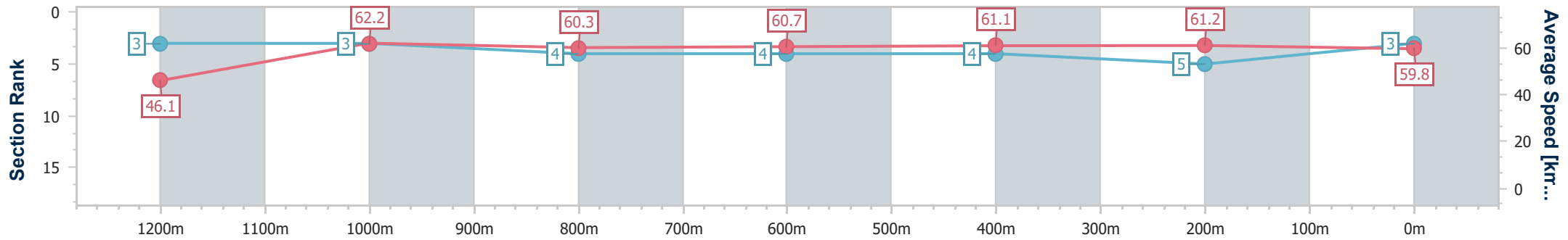
Race 8: TAB BENCHMARK 60 Handicap - 1350m

09 March 2024 - 15:25

Track Rating: Soft 5, Weather: Fine, Rail Position: +10m



Section	Overall	1200m	1000m	800m	600m	400m	200m
Section Times	1:22.66 [3] (0:11.70)	1:10.96 [3] (0:11.56)	0:59.40 [3] (0:11.96)	0:47.44 [4] (0:11.85)	0:35.59 [4] (0:11.75)	0:23.84 [4] (0:11.81)	0:12.03 [5] (0:12.03)
Average Speed [km/h]	46.1	62.2	60.3	60.7	61.1	61.2	59.8
Top Speed [km/h]	61.5	63.7	62.1	61.8	62.4	61.9	60.9
Avg. Dist. to Rail [m]	2.7	0.4	0.5	0.4	0.7	0.2	0.4
Avg. Stride Freq. [Hz]	2.3	2.4	2.4	2.4	2.4	2.4	2.4
Avg. Stride Length [m]	5.7	7.1	7.0	7.1	7.1	7.0	6.9



- [] Ranking at each section and finish
- .-.- No data available at this section
- NA No data available



Horse/Jockey Name	Ivanov
Final Rank	4
Fastest Section Time (Section)	0:11.68 (600m)
Top Speed [km/h] (Section)	63.2 (1200m)
Race State	Finished



Ipswich QLD Professional

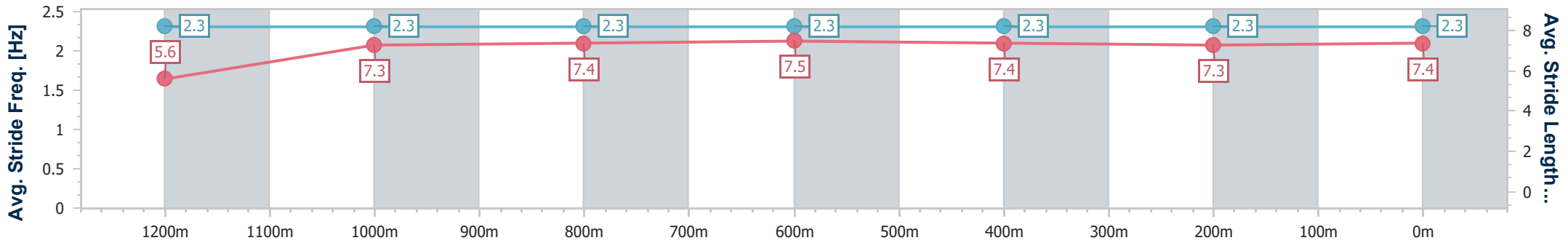
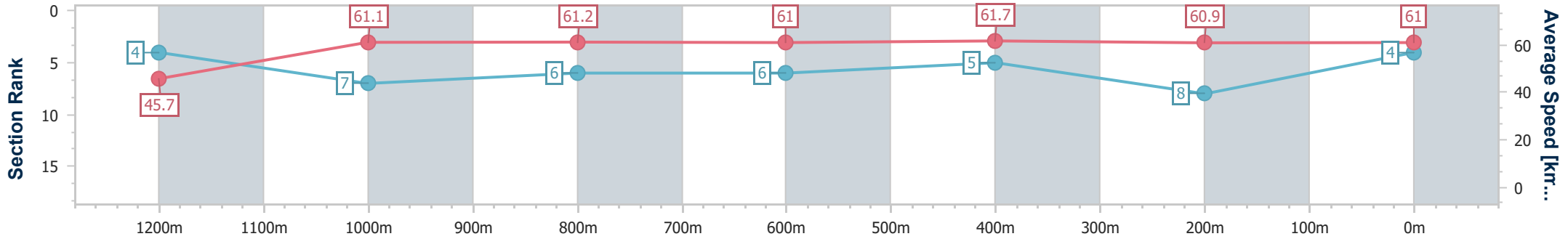
Race 8: TAB BENCHMARK 60 Handicap - 1350m

09 March 2024 - 15:25

Track Rating: Soft 5, Weather: Fine, Rail Position: +10m



Section	Overall	1200m	1000m	800m	600m	400m	200m
Section Times	1:22.68 [4] (0:11.83)	1:10.85 [4] (0:11.78)	0:59.07 [7] (0:11.80)	0:47.27 [6] (0:11.87)	0:35.40 [6] (0:11.68)	0:23.72 [5] (0:11.94)	0:11.78 [8] (0:11.78)
Average Speed [km/h]	45.7	61.1	61.2	61.0	61.7	60.9	61.0
Top Speed [km/h]	61.8	63.2	62.4	61.4	62.9	61.9	62.2
Avg. Dist. to Rail [m]	5.4	1.3	1.3	0.7	0.9	1.9	3.8
Avg. Stride Freq. [Hz]	2.3	2.3	2.3	2.3	2.3	2.3	2.3
Avg. Stride Length [m]	5.6	7.3	7.4	7.5	7.4	7.3	7.4



- [] Ranking at each section and finish
- .-.- No data available at this section
- NA No data available



Horse/Jockey Name	Desert Mist
Final Rank	5
Fastest Section Time (Section)	0:11.46 (1200m)
Top Speed [km/h] (Section)	64.0 (1200m)
Race State	Finished



Ipswich QLD Professional

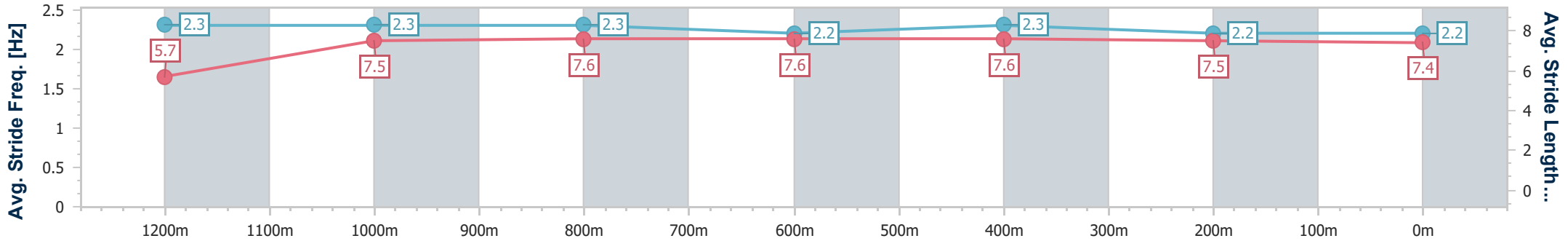
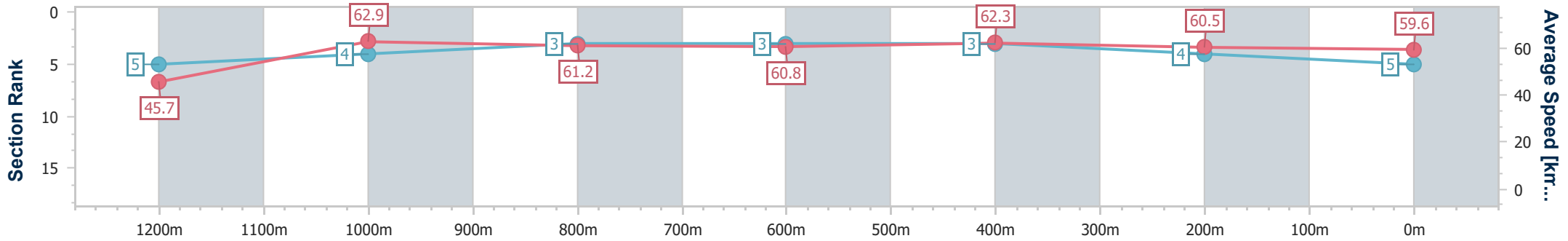
Race 8: TAB BENCHMARK 60 Handicap - 1350m

09 March 2024 - 15:25

Track Rating: Soft 5, Weather: Fine, Rail Position: +10m



Section	Overall	1200m	1000m	800m	600m	400m	200m
Section Times	1:22.71 [5] (0:11.88)	1:10.83 [5] (0:11.46)	0:59.37 [4] (0:11.83)	0:47.54 [3] (0:11.89)	0:35.65 [3] (0:11.63)	0:24.02 [3] (0:11.92)	0:12.10 [4] (0:12.10)
Average Speed [km/h]	45.7	62.9	61.2	60.8	62.3	60.5	59.6
Top Speed [km/h]	63.5	64.0	62.6	61.6	62.7	61.8	60.4
Avg. Dist. to Rail [m]	2.5	1.9	2.3	1.2	1.0	1.3	1.4
Avg. Stride Freq. [Hz]	2.3	2.3	2.3	2.2	2.3	2.2	2.2
Avg. Stride Length [m]	5.7	7.5	7.6	7.6	7.6	7.5	7.4



- [] Ranking at each section and finish
- .-.- No data available at this section
- NA No data available



Horse/Jockey Name	Sienna's Award
Final Rank	6
Fastest Section Time (Section)	0:11.56 (1200m)
Top Speed [km/h] (Section)	62.9 (1200m)
Race State	Finished



Ipswich QLD Professional

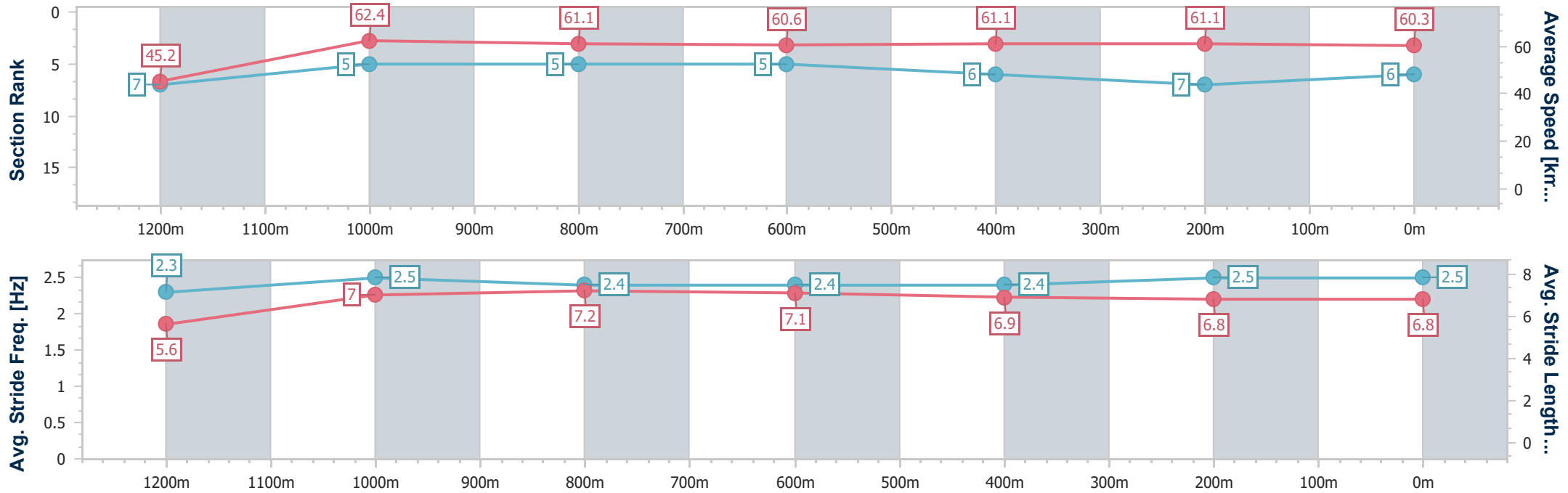
Race 8: TAB BENCHMARK 60 Handicap - 1350m

09 March 2024 - 15:25

Track Rating: Soft 5, Weather: Fine, Rail Position: +10m



Section	Overall	1200m	1000m	800m	600m	400m	200m
Section Times	1:22.75 [6] (0:11.95)	1:10.80 [7] (0:11.56)	0:59.24 [5] (0:11.81)	0:47.43 [5] (0:11.87)	0:35.56 [5] (0:11.79)	0:23.77 [6] (0:11.84)	0:11.93 [7] (0:11.93)
Average Speed [km/h]	45.2	62.4	61.1	60.6	61.1	61.1	60.3
Top Speed [km/h]	61.4	62.9	62.2	61.4	62.0	61.5	61.1
Avg. Dist. to Rail [m]	0.8	0.6	0.9	0.4	0.2	0.7	2.7
Avg. Stride Freq. [Hz]	2.3	2.5	2.4	2.4	2.4	2.5	2.5
Avg. Stride Length [m]	5.6	7.0	7.2	7.1	6.9	6.8	6.8



- [] Ranking at each section and finish
- .-.- No data available at this section
- NA No data available



Horse/Jockey Name	Hooks
Final Rank	7
Fastest Section Time (Section)	0:11.50 (1200m)
Top Speed [km/h] (Section)	64.2 (1200m)
Race State	Finished



Ipswich QLD Professional

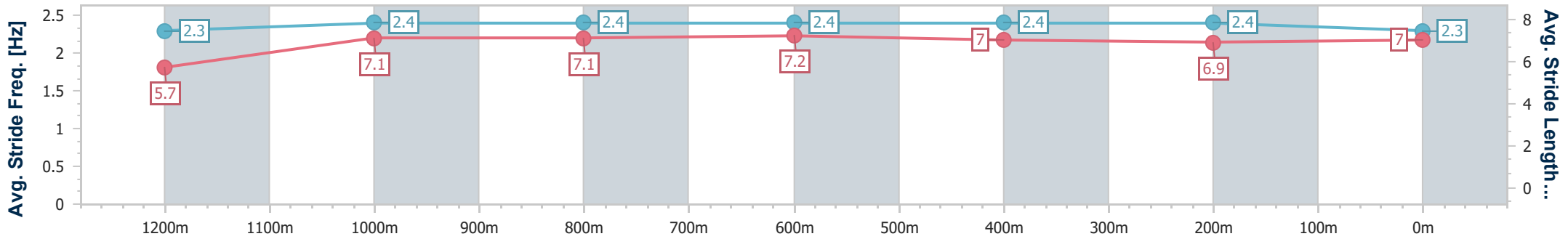
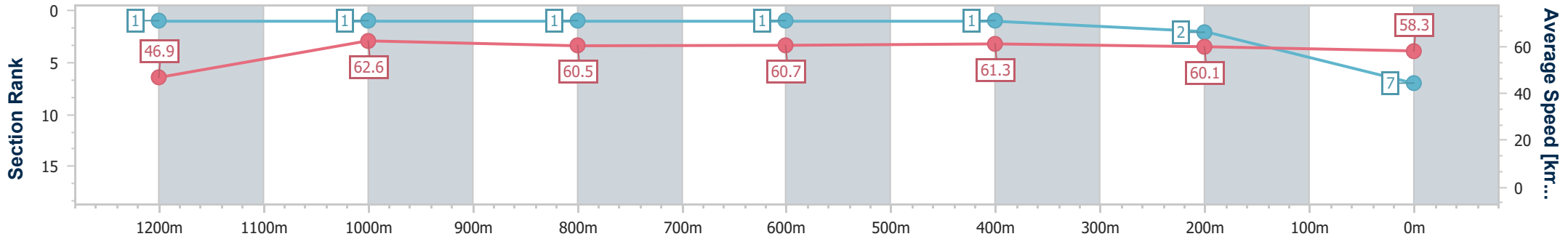
Race 8: TAB BENCHMARK 60 Handicap - 1350m

09 March 2024 - 15:25

Track Rating: Soft 5, Weather: Fine, Rail Position: +10m



Section	Overall	1200m	1000m	800m	600m	400m	200m
Section Times	1:22.81 [7] (0:11.54)	1:11.27 [1] (0:11.50)	0:59.77 [1] (0:11.91)	0:47.86 [1] (0:11.88)	0:35.98 [1] (0:11.69)	0:24.29 [1] (0:11.96)	0:12.33 [2] (0:12.33)
Average Speed [km/h]	46.9	62.6	60.5	60.7	61.3	60.1	58.3
Top Speed [km/h]	63.3	64.2	62.5	61.9	62.4	61.5	60.5
Avg. Dist. to Rail [m]	3.6	1.1	0.5	0.3	1.2	0.6	1.4
Avg. Stride Freq. [Hz]	2.3	2.4	2.4	2.4	2.4	2.4	2.3
Avg. Stride Length [m]	5.7	7.1	7.1	7.2	7.0	6.9	7.0



- [] Ranking at each section and finish
- .-.-.- No data available at this section
- NA No data available



Horse/Jockey Name	Red Star Rubi
Final Rank	8
Fastest Section Time (Section)	0:11.57 (1200m)
Top Speed [km/h] (Section)	63.2 (1200m)
Race State	Finished



Ipswich QLD Professional

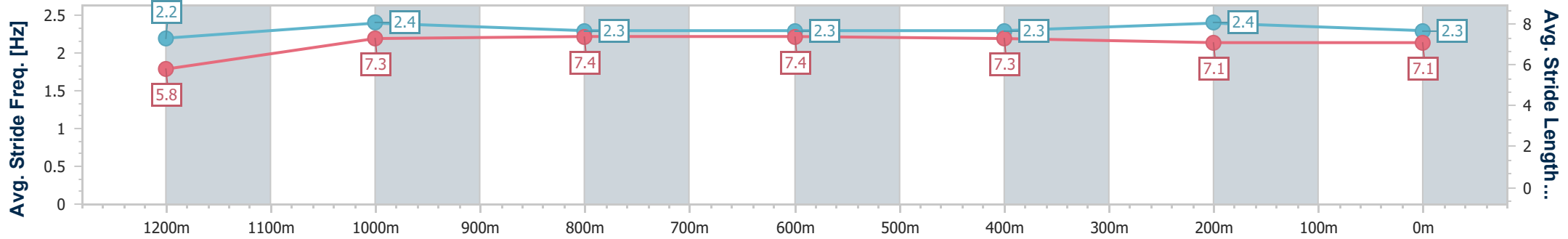
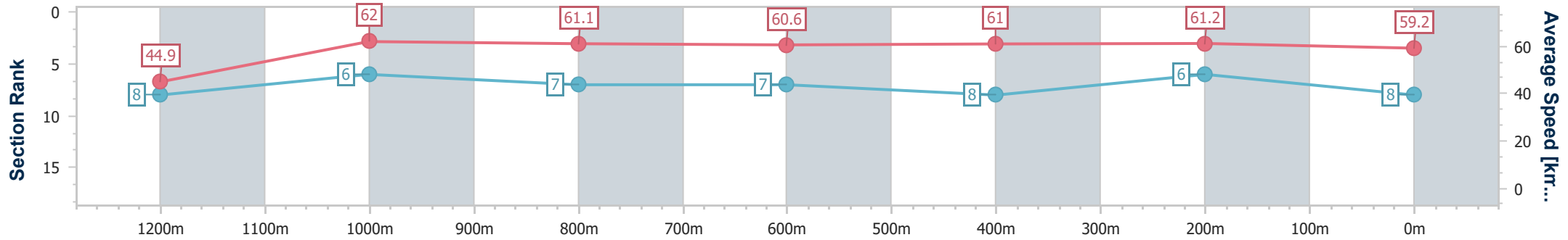
Race 8: TAB BENCHMARK 60 Handicap - 1350m

09 March 2024 - 15:25

Track Rating: Soft 5, Weather: Fine, Rail Position: +10m



Section	Overall	1200m	1000m	800m	600m	400m	200m
Section Times	1:22.98 [8] (0:12.03)	1:10.95 [8] (0:11.57)	0:59.38 [6] (0:11.82)	0:47.56 [7] (0:11.86)	0:35.70 [7] (0:11.76)	0:23.94 [8] (0:11.72)	0:12.22 [6] (0:12.22)
Average Speed [km/h]	44.9	62.0	61.1	60.6	61.0	61.2	59.2
Top Speed [km/h]	62.0	63.2	62.3	61.6	62.1	62.2	61.1
Avg. Dist. to Rail [m]	1.1	0.6	0.5	0.4	0.7	0.8	0.7
Avg. Stride Freq. [Hz]	2.2	2.4	2.3	2.3	2.3	2.4	2.3
Avg. Stride Length [m]	5.8	7.3	7.4	7.4	7.3	7.1	7.1



- [] Ranking at each section and finish
- .-.- No data available at this section
- NA No data available



Horse/Jockey Name	Sir Zino
Final Rank	9
Fastest Section Time (Section)	0:11.74 (1200m)
Top Speed [km/h] (Section)	62.9 (1000m)
Race State	Finished



Ipswich QLD Professional

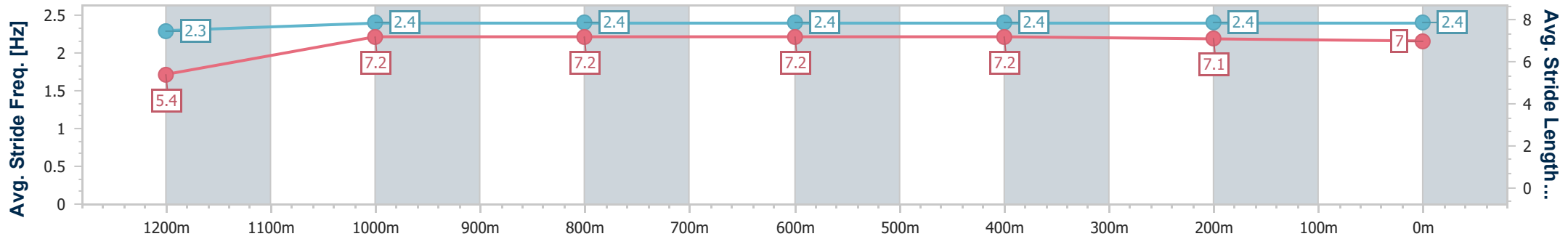
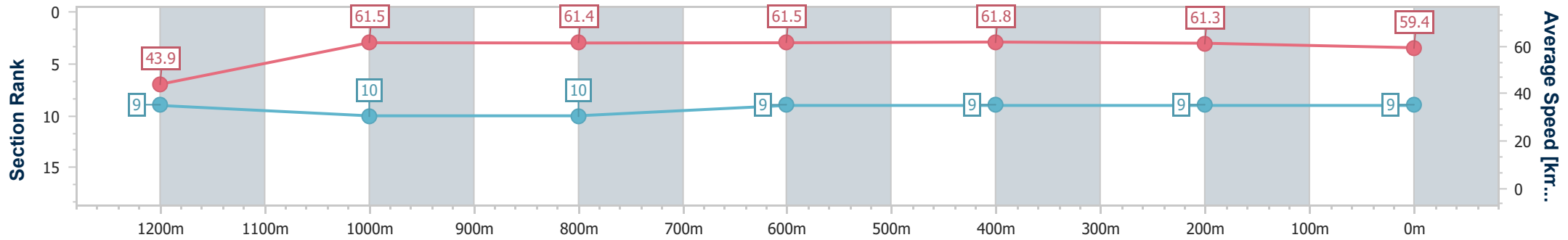
Race 8: TAB BENCHMARK 60 Handicap - 1350m

09 March 2024 - 15:25

Track Rating: Soft 5, Weather: Fine, Rail Position: +10m



Section	Overall	1200m	1000m	800m	600m	400m	200m
Section Times	1:23.32 [9] (0:12.31)	1:11.01 [9] (0:11.74)	0:59.27 [10] (0:11.80)	0:47.47 [10] (0:11.77)	0:35.70 [9] (0:11.74)	0:23.96 [9] (0:11.81)	0:12.15 [9] (0:12.15)
Average Speed [km/h]	43.9	61.5	61.4	61.5	61.8	61.3	59.4
Top Speed [km/h]	61.2	62.2	62.9	62.4	62.3	62.3	60.8
Avg. Dist. to Rail [m]	3.9	1.0	1.9	1.9	1.6	2.2	3.9
Avg. Stride Freq. [Hz]	2.3	2.4	2.4	2.4	2.4	2.4	2.4
Avg. Stride Length [m]	5.4	7.2	7.2	7.2	7.2	7.1	7.0



- [] Ranking at each section and finish
- .-.- No data available at this section
- NA No data available



Horse/Jockey Name	Smile Upon A Star
Final Rank	10
Fastest Section Time (Section)	0:11.56 (1200m)
Top Speed [km/h] (Section)	63.1 (1200m)
Race State	Finished



Ipswich QLD Professional

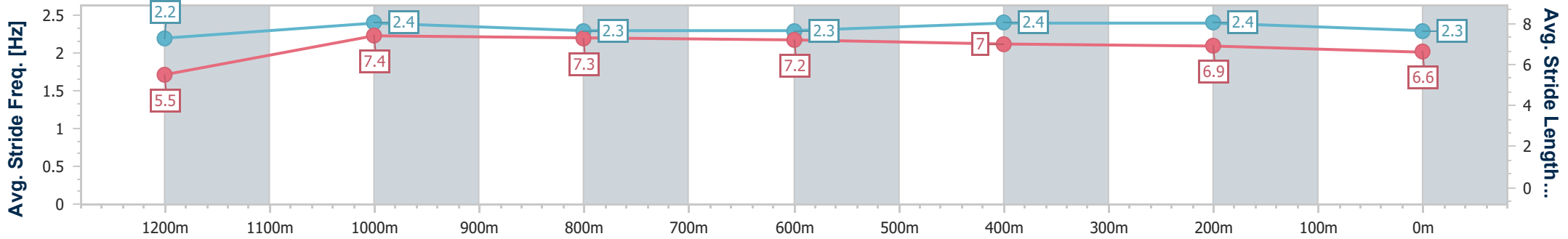
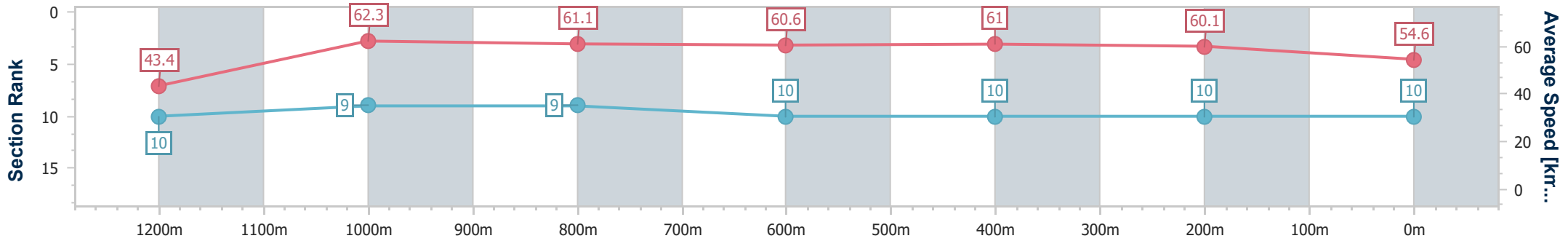
Race 8: TAB BENCHMARK 60 Handicap - 1350m

09 March 2024 - 15:25

Track Rating: Soft 5, Weather: Fine, Rail Position: +10m



Section	Overall	1200m	1000m	800m	600m	400m	200m
Section Times	1:24.67 [10] (0:12.44)	1:12.23 [10] (0:11.56)	1:00.67 [9] (0:11.83)	0:48.84 [9] (0:11.88)	0:36.96 [10] (0:11.79)	0:25.17 [10] (0:12.00)	0:13.17 [10] (0:13.17)
Average Speed [km/h]	43.4	62.3	61.1	60.6	61.0	60.1	54.6
Top Speed [km/h]	61.6	63.1	62.6	61.7	62.1	61.0	59.9
Avg. Dist. to Rail [m]	2.2	0.7	0.8	0.9	0.5	0.8	1.9
Avg. Stride Freq. [Hz]	2.2	2.4	2.3	2.3	2.4	2.4	2.3
Avg. Stride Length [m]	5.5	7.4	7.3	7.2	7.0	6.9	6.6



- [] Ranking at each section and finish
- .-.- No data available at this section
- NA No data available