



Ipswich QLD Professional
Race 4: IPSWICH PARTY HIRE QTIS Three-Year-Old BENCHMARK 65
Handicap - 1100m
09 March 2024 - 13:04



Track Rating: Soft 5, Weather: Fine, Rail Position: +10m

Section		Overall	1000m	800m	600m	400m	200m	Last 600m					
Field Times		1:04.93 (0:08.40)	0:56.53 (0:11.13)	0:45.40 (0:11.33)	0:34.07 (0:11.32)	0:22.75 (0:11.19)	0:11.56 (0:11.56)	0:34.07					
Rank	TAB Horse/Jockey	Barrier	Top Speed [km/h]	Fastest Section							Margin	Distance Travelled [m]	
1	6 BEACHSIDE BABE Andrew Spinks	6	67.9 1000m	0:08.56 Overall	1:04.93 [1] (0:08.56)	0:56.37 [5] (0:10.97)	0:45.40 [1] (0:11.33)	0:34.07 [1] (0:11.32)	0:22.75 [1] (0:11.19)	0:11.56 [1] (0:11.56)	1:04.93	0:34.07	
2	5 SPIRIT OF BRODIE Cody Collis	5	65.8 400m	0:08.52 Overall	1:05.31 [2] (0:08.52)	0:56.79 [2] (0:11.30)	0:45.49 [5] (0:11.49)	0:34.00 [6] (0:11.30)	0:22.70 [6] (0:11.20)	0:11.50 [3] (0:11.50)	0.38L	0:34.00	+9
3	7 WASABI KICK Emily Lang	7	66.0 1000m	0:08.40 Overall	1:05.34 [3] (0:08.40)	0:56.94 [1] (0:11.23)	0:45.71 [2] (0:11.32)	0:34.39 [2] (0:11.27)	0:23.12 [2] (0:11.46)	0:11.66 [2] (0:11.66)	0.03L	0:34.39	+6
4	8 REVITUP CHARLIE Karl Zechner	8	65.4 1000m	0:08.53 Overall	1:05.81 [4] (0:08.53)	0:57.28 [4] (0:11.18)	0:46.10 [3] (0:11.35)	0:34.75 [3] (0:11.38)	0:23.37 [4] (0:11.49)	0:11.88 [5] (0:11.88)	0.47L	0:34.75	+2
5	1 MASTERPLAN Noel Callow	1	65.9 1000m	0:08.72 Overall	1:05.83 [5] (0:08.72)	0:57.11 [6] (0:11.21)	0:45.90 [6] (0:11.30)	0:34.60 [5] (0:11.34)	0:23.26 [5] (0:11.48)	0:11.78 [6] (0:11.78)	0.02L	0:34.60	+4
6	2 DOYLE Adin Thompson	2	65.7 1000m	0:08.53 Overall	1:05.94 [6] (0:08.53)	0:57.41 [3] (0:11.26)	0:46.15 [4] (0:11.28)	0:34.87 [4] (0:11.34)	0:23.53 [3] (0:11.40)	0:12.13 [4] (0:12.13)	0.11L	0:34.87	+6
7	9 BALLROOM BLITZ Shania Willis	9	66.2 1000m	0:08.80 Overall	1:06.11 [7] (0:08.80)	0:57.31 [7] (0:11.17)	0:46.14 [7] (0:11.39)	0:34.75 [7] (0:11.44)	0:23.31 [8] (0:11.45)	0:11.86 [7] (0:11.86)	0.17L	0:34.75	+1
8	3 PRINCE OF SOOVIEW Jai Williams	3	66.0 1000m	0:08.92 Overall	1:06.22 [8] (0:08.92)	0:57.30 [8] (0:11.27)	0:46.03 [8] (0:11.24)	0:34.79 [8] (0:11.33)	0:23.46 [7] (0:11.50)	0:11.96 [8] (0:11.96)	0.11L	0:34.79	+4
9	4 RISKY INVESTMENT Dale Smith	4	65.1 1000m	0:09.03 Overall	1:06.70 [9] (0:09.03)	0:57.67 [9] (0:11.26)	0:46.41 [9] (0:11.26)	0:35.15 [9] (0:11.48)	0:23.67 [9] (0:11.59)	0:12.08 [9] (0:12.08)	0.48L	0:35.15	+3

[] Ranking at each section and finish
 -:-:- No data available at this section
 NA No data available

SCN Saddle cloth number
 DNF Did not finish
 DNT Did not track



Horse/Jockey Name	Beachside Babe
Final Rank	1
Fastest Section Time (Section)	0:08.56 (Overall)
Top Speed [km/h] (Section)	67.9 (1000m)
Race State	Finished



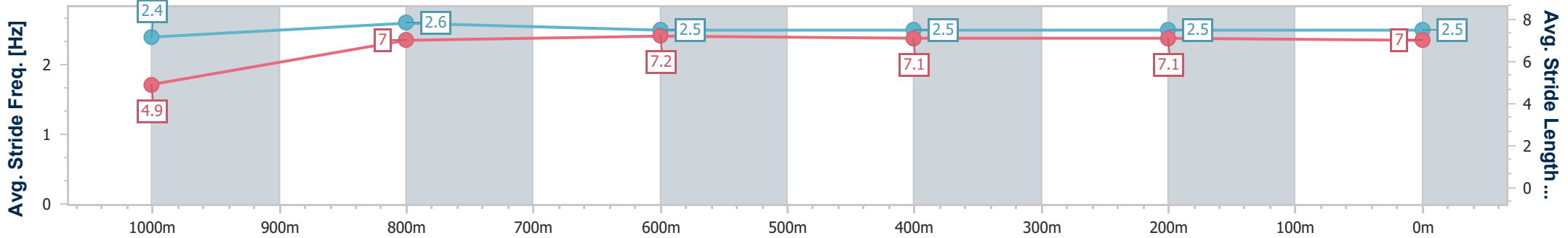
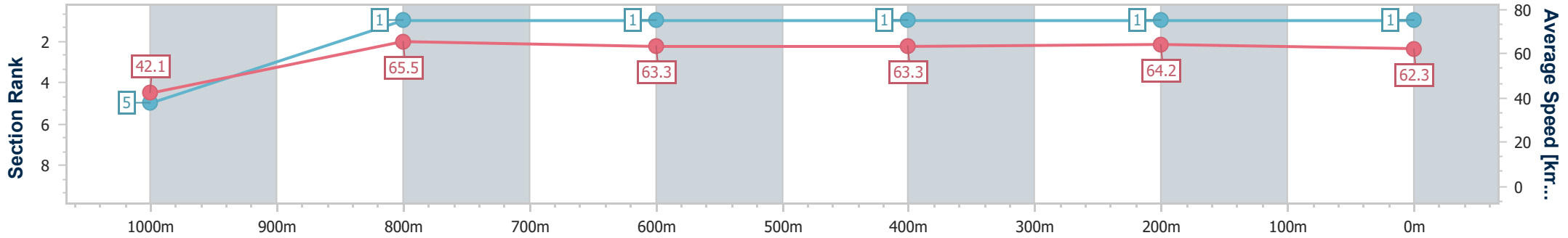
Ipswich QLD Professional
 Race 4: IPSWICH PARTY HIRE QTIS Three-Year-Old
 BENCHMARK 65 Handicap - 1100m



09 March 2024 - 13:04

Track Rating: Soft 5, Weather: Fine, Rail Position: +10m

Section	Overall	1000m	800m	600m	400m	200m
Section Times	1:04.93 [1] (0:08.56)	0:56.37 [5] (0:10.97)	0:45.40 [1] (0:11.33)	0:34.07 [1] (0:11.32)	0:22.75 [1] (0:11.19)	0:11.56 [1] (0:11.56)
Average Speed [km/h]	42.1	65.5	63.3	63.3	64.2	62.3
Top Speed [km/h]	67.7	67.9	63.7	64.1	64.8	64.3
Avg. Dist. to Rail [m]	4.5	0.9	1.5	1.1	0.6	1.3
Avg. Stride Freq. [Hz]	2.4	2.6	2.5	2.5	2.5	2.5
Avg. Stride Length [m]	4.9	7.0	7.2	7.1	7.1	7.0



- [] Ranking at each section and finish
- .-.- No data available at this section
- NA No data available



Horse/Jockey Name	Spirit Of Brodie
Final Rank	2
Fastest Section Time (Section)	0:08.52 (Overall)
Top Speed [km/h] (Section)	65.8 (400m)
Race State	Finished



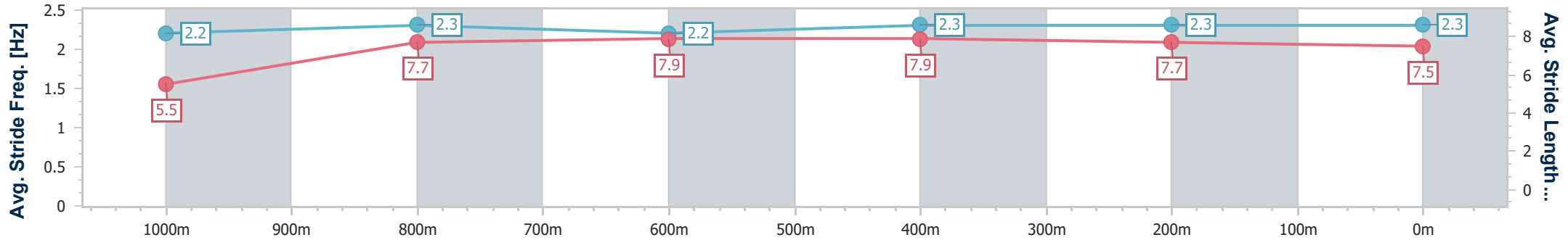
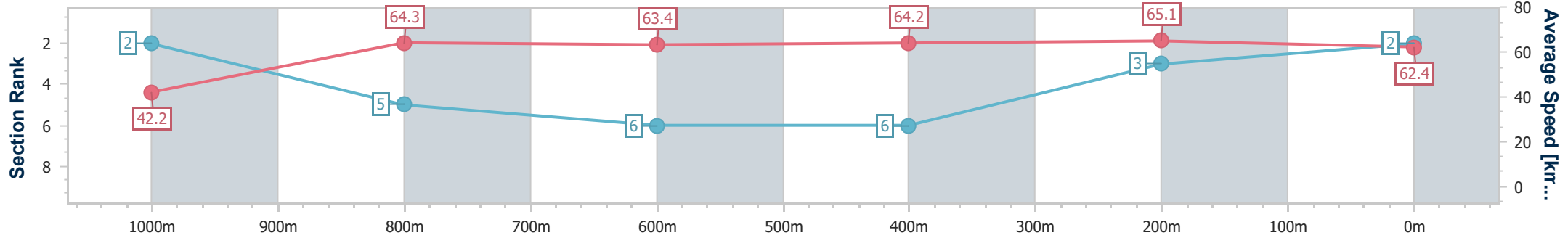
Ipswich QLD Professional
 Race 4: IPSWICH PARTY HIRE QTIS Three-Year-Old
 BENCHMARK 65 Handicap - 1100m



09 March 2024 - 13:04

Track Rating: Soft 5, Weather: Fine, Rail Position: +10m

Section	Overall	1000m	800m	600m	400m	200m
Section Times	1:05.31 [2] (0:08.52)	0:56.79 [2] (0:11.30)	0:45.49 [5] (0:11.49)	0:34.00 [6] (0:11.30)	0:22.70 [6] (0:11.20)	0:11.50 [3] (0:11.50)
Average Speed [km/h]	42.2	64.3	63.4	64.2	65.1	62.4
Top Speed [km/h]	61.7	65.3	64.5	65.3	65.8	64.6
Avg. Dist. to Rail [m]	7.3	3.3	2.7	1.8	3.9	4.3
Avg. Stride Freq. [Hz]	2.2	2.3	2.2	2.3	2.3	2.3
Avg. Stride Length [m]	5.5	7.7	7.9	7.9	7.7	7.5



- [] Ranking at each section and finish
- .-.- No data available at this section
- NA No data available



Horse/Jockey Name	Wasabi Kick
Final Rank	3
Fastest Section Time (Section)	0:08.40 (Overall)
Top Speed [km/h] (Section)	66.0 (1000m)
Race State	Finished



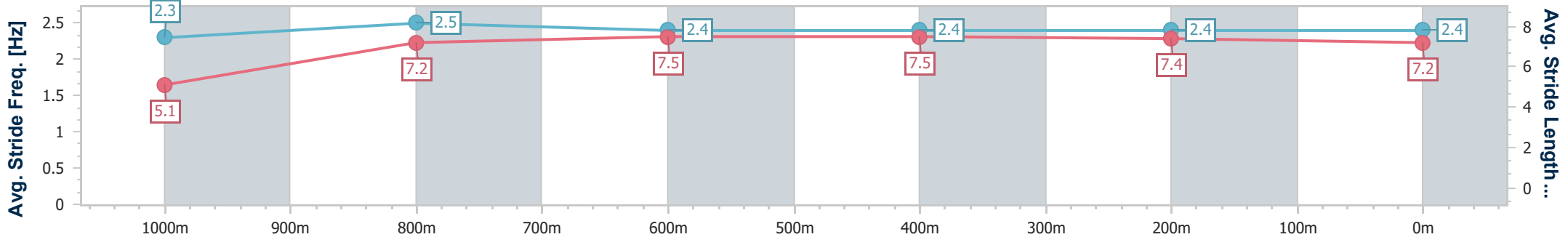
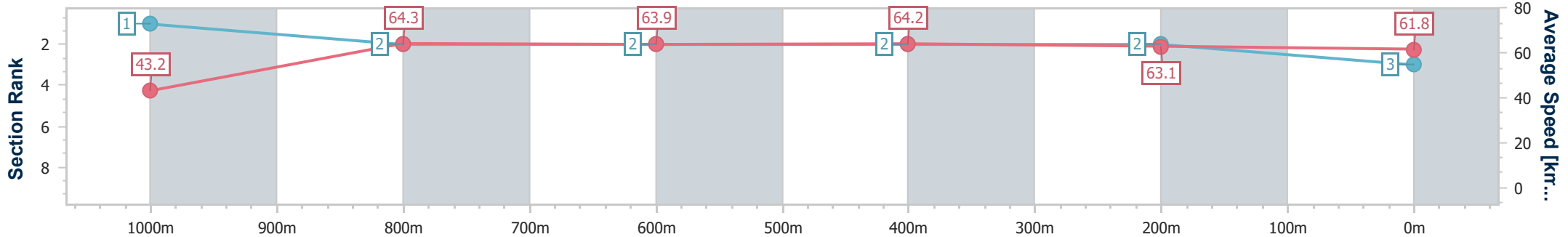
Ipswich QLD Professional
 Race 4: IPSWICH PARTY HIRE QTIS Three-Year-Old
 BENCHMARK 65 Handicap - 1100m



09 March 2024 - 13:04

Track Rating: Soft 5, Weather: Fine, Rail Position: +10m

Section	Overall	1000m	800m	600m	400m	200m
Section Times	1:05.34 [3] (0:08.40)	0:56.94 [1] (0:11.23)	0:45.71 [2] (0:11.32)	0:34.39 [2] (0:11.27)	0:23.12 [2] (0:11.46)	0:11.66 [2] (0:11.66)
Average Speed [km/h]	43.2	64.3	63.9	64.2	63.1	61.8
Top Speed [km/h]	63.6	66.0	64.6	64.5	64.1	63.0
Avg. Dist. to Rail [m]	6.9	2.4	0.7	0.6	1.6	2.2
Avg. Stride Freq. [Hz]	2.3	2.5	2.4	2.4	2.4	2.4
Avg. Stride Length [m]	5.1	7.2	7.5	7.5	7.4	7.2



- [] Ranking at each section and finish
- .-.- No data available at this section
- NA No data available



Horse/Jockey Name	Revitup Charlie
Final Rank	4
Fastest Section Time (Section)	0:08.53 (Overall)
Top Speed [km/h] (Section)	65.4 (1000m)
Race State	Finished



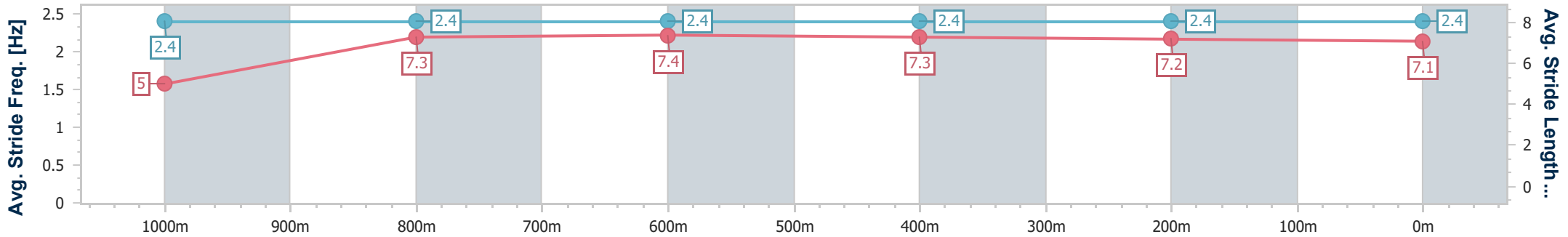
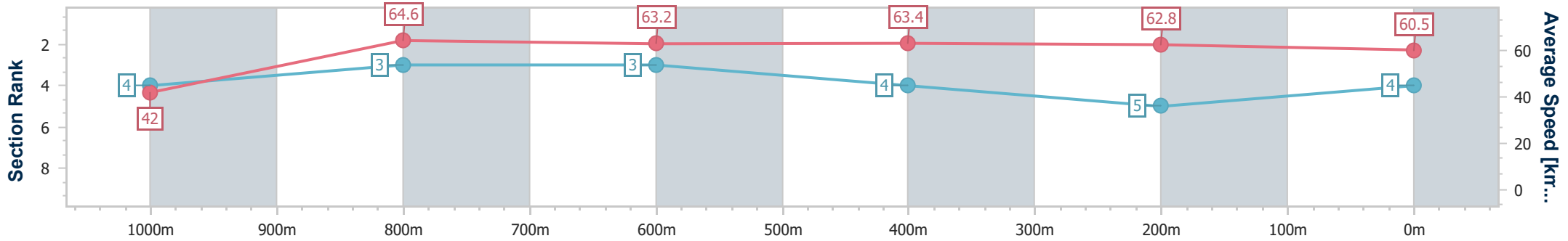
Ipswich QLD Professional
 Race 4: IPSWICH PARTY HIRE QTIS Three-Year-Old
 BENCHMARK 65 Handicap - 1100m



09 March 2024 - 13:04

Track Rating: Soft 5, Weather: Fine, Rail Position: +10m

Section	Overall	1000m	800m	600m	400m	200m
Section Times	1:05.81 [4] (0:08.53)	0:57.28 [4] (0:11.18)	0:46.10 [3] (0:11.35)	0:34.75 [3] (0:11.38)	0:23.37 [4] (0:11.49)	0:11.88 [5] (0:11.88)
Average Speed [km/h]	42.0	64.6	63.2	63.4	62.8	60.5
Top Speed [km/h]	63.1	65.4	64.2	64.1	63.9	62.2
Avg. Dist. to Rail [m]	3.3	0.9	0.9	0.6	0.4	0.5
Avg. Stride Freq. [Hz]	2.4	2.4	2.4	2.4	2.4	2.4
Avg. Stride Length [m]	5.0	7.3	7.4	7.3	7.2	7.1



- [] Ranking at each section and finish
- .-.- No data available at this section
- NA No data available



Horse/Jockey Name	Masterplan
Final Rank	5
Fastest Section Time (Section)	0:08.72 (Overall)
Top Speed [km/h] (Section)	65.9 (1000m)
Race State	Finished



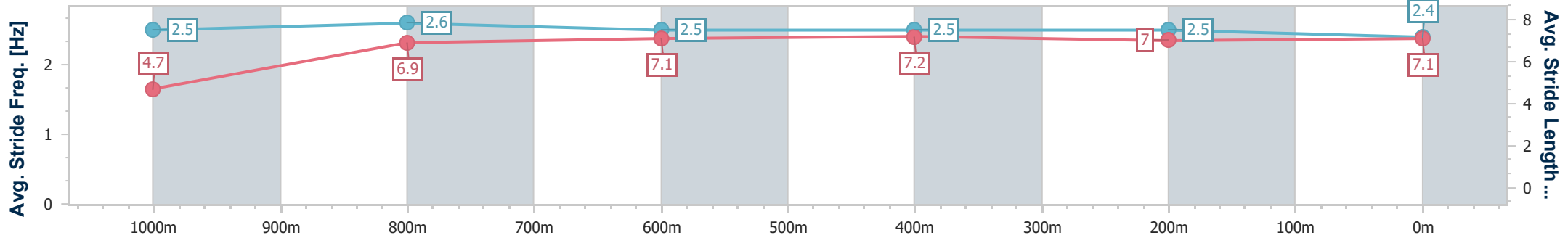
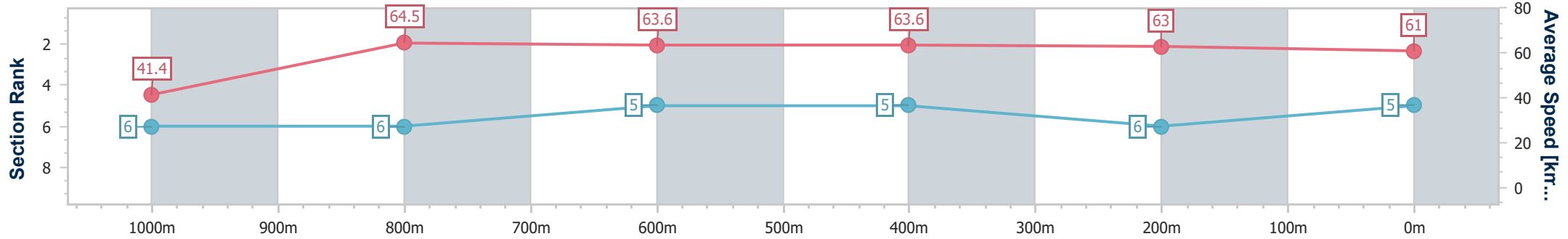
Ipswich QLD Professional
 Race 4: IPSWICH PARTY HIRE QTIS Three-Year-Old
 BENCHMARK 65 Handicap - 1100m



09 March 2024 - 13:04

Track Rating: Soft 5, Weather: Fine, Rail Position: +10m

Section	Overall	1000m	800m	600m	400m	200m
Section Times	1:05.83 [5] (0:08.72)	0:57.11 [6] (0:11.21)	0:45.90 [6] (0:11.30)	0:34.60 [5] (0:11.34)	0:23.26 [5] (0:11.48)	0:11.78 [6] (0:11.78)
Average Speed [km/h]	41.4	64.5	63.6	63.6	63.0	61.0
Top Speed [km/h]	63.4	65.9	64.6	64.3	63.8	62.9
Avg. Dist. to Rail [m]	6.7	2.3	0.6	0.3	1.4	1.2
Avg. Stride Freq. [Hz]	2.5	2.6	2.5	2.5	2.5	2.4
Avg. Stride Length [m]	4.7	6.9	7.1	7.2	7.0	7.1



- [] Ranking at each section and finish
- .-.- No data available at this section
- NA No data available



Horse/Jockey Name	Doyle
Final Rank	6
Fastest Section Time (Section)	0:08.53 (Overall)
Top Speed [km/h] (Section)	65.7 (1000m)
Race State	Finished



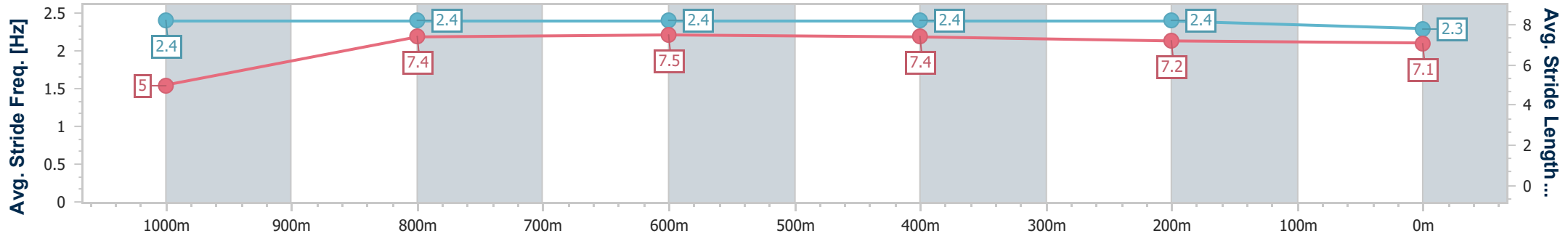
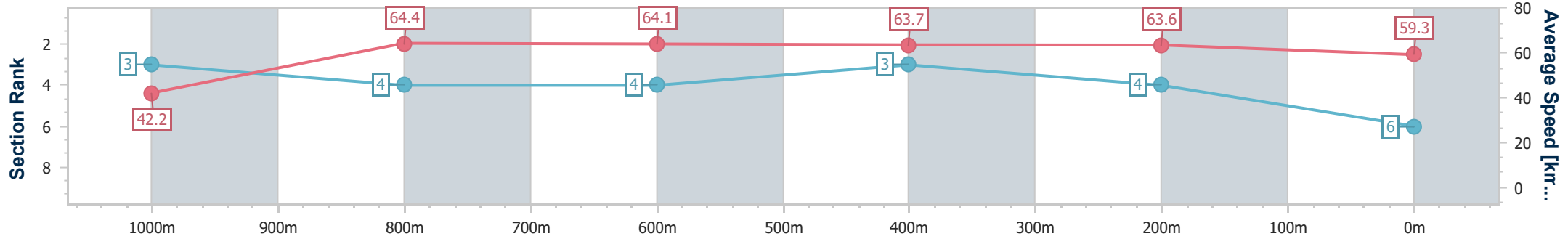
Ipswich QLD Professional
 Race 4: IPSWICH PARTY HIRE QTIS Three-Year-Old
 BENCHMARK 65 Handicap - 1100m



09 March 2024 - 13:04

Track Rating: Soft 5, Weather: Fine, Rail Position: +10m

Section	Overall	1000m	800m	600m	400m	200m
Section Times	1:05.94 [6] (0:08.53)	0:57.41 [3] (0:11.26)	0:46.15 [4] (0:11.28)	0:34.87 [4] (0:11.34)	0:23.53 [3] (0:11.40)	0:12.13 [4] (0:12.13)
Average Speed [km/h]	42.2	64.4	64.1	63.7	63.6	59.3
Top Speed [km/h]	64.0	65.7	64.8	64.0	64.5	62.3
Avg. Dist. to Rail [m]	4.0	1.5	0.6	0.7	2.1	2.5
Avg. Stride Freq. [Hz]	2.4	2.4	2.4	2.4	2.4	2.3
Avg. Stride Length [m]	5.0	7.4	7.5	7.4	7.2	7.1



- [] Ranking at each section and finish
- .-.- No data available at this section
- NA No data available



Horse/Jockey Name	Ballroom Blitz
Final Rank	7
Fastest Section Time (Section)	0:08.80 (Overall)
Top Speed [km/h] (Section)	66.2 (1000m)
Race State	Finished



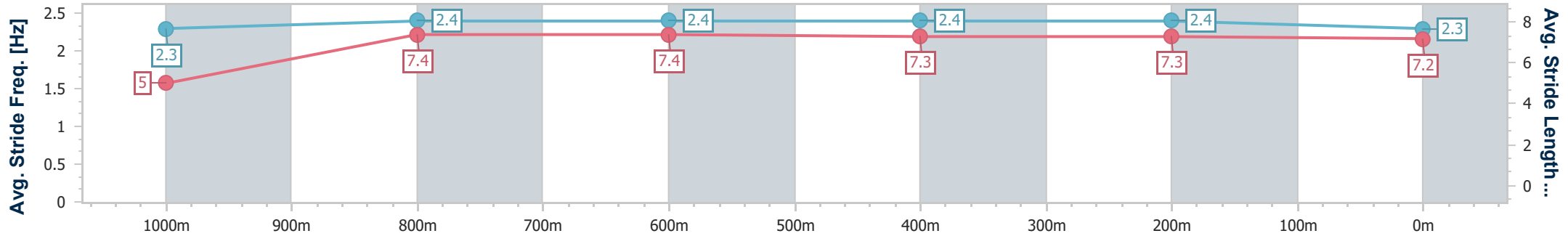
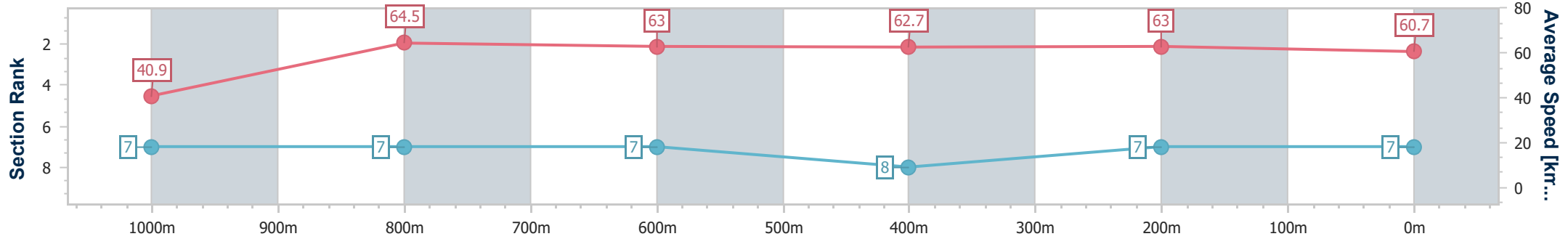
Ipswich QLD Professional
 Race 4: IPSWICH PARTY HIRE QTIS Three-Year-Old
 BENCHMARK 65 Handicap - 1100m



09 March 2024 - 13:04

Track Rating: Soft 5, Weather: Fine, Rail Position: +10m

Section	Overall	1000m	800m	600m	400m	200m
Section Times	1:06.11 [7] (0:08.80)	0:57.31 [7] (0:11.17)	0:46.14 [7] (0:11.39)	0:34.75 [7] (0:11.44)	0:23.31 [8] (0:11.45)	0:11.86 [7] (0:11.86)
Average Speed [km/h]	40.9	64.5	63.0	62.7	63.0	60.7
Top Speed [km/h]	63.0	66.2	64.9	64.2	63.4	63.0
Avg. Dist. to Rail [m]	2.5	1.3	0.8	1.2	0.3	0.5
Avg. Stride Freq. [Hz]	2.3	2.4	2.4	2.4	2.4	2.3
Avg. Stride Length [m]	5.0	7.4	7.4	7.3	7.3	7.2



- [] Ranking at each section and finish
- .-.- No data available at this section
- NA No data available



Horse/Jockey Name	Prince Of Sooview
Final Rank	8
Fastest Section Time (Section)	0:08.92 (Overall)
Top Speed [km/h] (Section)	66.0 (1000m)
Race State	Finished



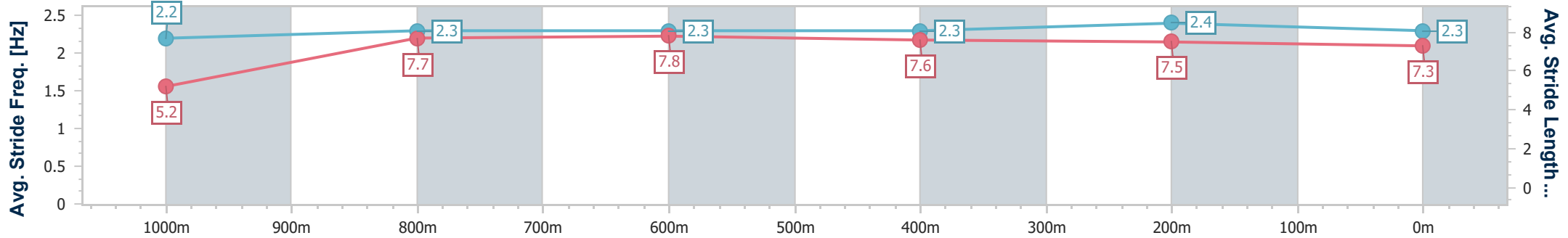
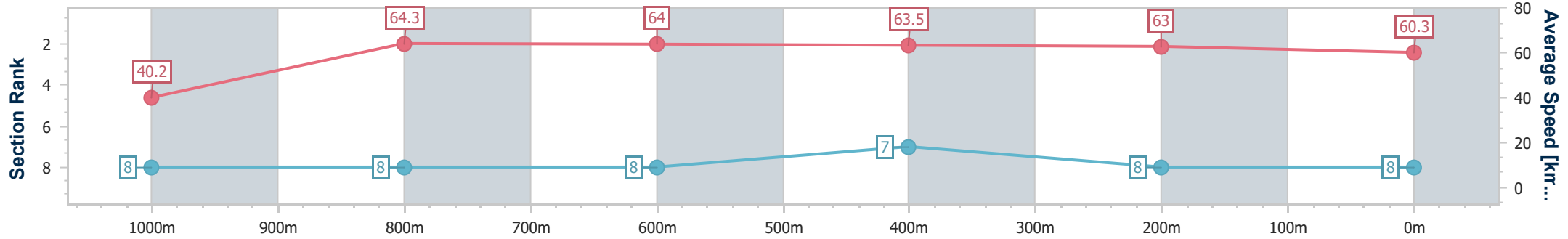
Ipswich QLD Professional
 Race 4: IPSWICH PARTY HIRE QTIS Three-Year-Old
 BENCHMARK 65 Handicap - 1100m



09 March 2024 - 13:04

Track Rating: Soft 5, Weather: Fine, Rail Position: +10m

Section	Overall	1000m	800m	600m	400m	200m
Section Times	1:06.22 [8] (0:08.92)	0:57.30 [8] (0:11.27)	0:46.03 [8] (0:11.24)	0:34.79 [8] (0:11.33)	0:23.46 [7] (0:11.50)	0:11.96 [8] (0:11.96)
Average Speed [km/h]	40.2	64.3	64.0	63.5	63.0	60.3
Top Speed [km/h]	63.6	66.0	64.9	64.7	64.6	62.0
Avg. Dist. to Rail [m]	8.7	1.5	0.4	0.5	2.0	2.1
Avg. Stride Freq. [Hz]	2.2	2.3	2.3	2.3	2.4	2.3
Avg. Stride Length [m]	5.2	7.7	7.8	7.6	7.5	7.3



- [] Ranking at each section and finish
- .-.- No data available at this section
- NA No data available



Horse/Jockey Name	Risky Investment
Final Rank	9
Fastest Section Time (Section)	0:09.03 (Overall)
Top Speed [km/h] (Section)	65.1 (1000m)
Race State	Finished



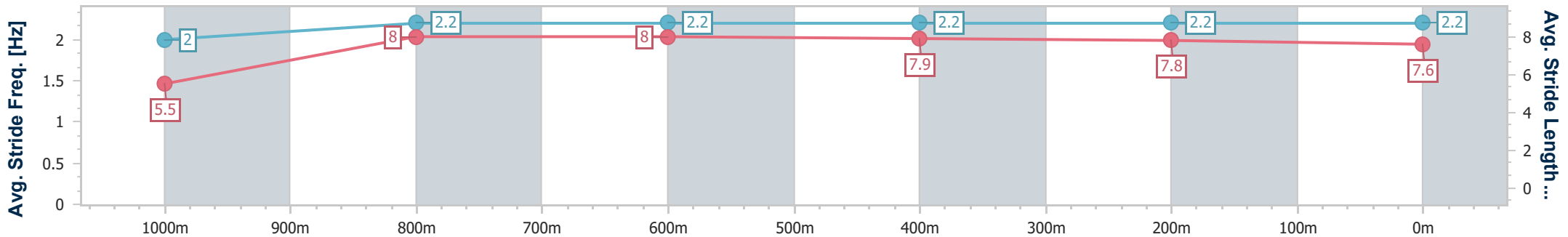
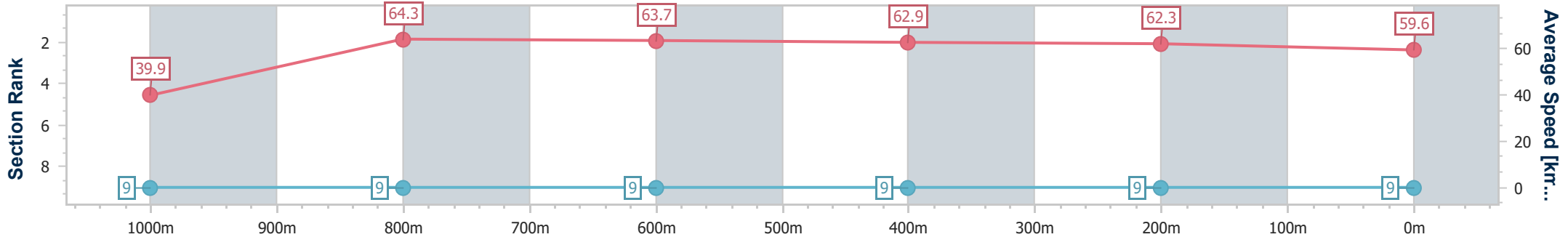
Ipswich QLD Professional
 Race 4: IPSWICH PARTY HIRE QTIS Three-Year-Old
 BENCHMARK 65 Handicap - 1100m



09 March 2024 - 13:04

Track Rating: Soft 5, Weather: Fine, Rail Position: +10m

Section	Overall	1000m	800m	600m	400m	200m
Section Times	1:06.70 [9] (0:09.03)	0:57.67 [9] (0:11.26)	0:46.41 [9] (0:11.26)	0:35.15 [9] (0:11.48)	0:23.67 [9] (0:11.59)	0:12.08 [9] (0:12.08)
Average Speed [km/h]	39.9	64.3	63.7	62.9	62.3	59.6
Top Speed [km/h]	63.4	65.1	64.2	63.9	62.9	61.9
Avg. Dist. to Rail [m]	6.9	0.8	0.7	1.0	1.0	0.6
Avg. Stride Freq. [Hz]	2.0	2.2	2.2	2.2	2.2	2.2
Avg. Stride Length [m]	5.5	8.0	8.0	7.9	7.8	7.6



- [] Ranking at each section and finish
- .-.- No data available at this section
- NA No data available