



Ipswich QLD Professional

Race 2: THE SHED COMPANY IPSWICH BENCHMARK 65 Handicap - 800m

09 March 2024 - 11:50



Track Rating: Soft 5, Weather: Fine, Rail Position: +10m

Section		Overall	600m	400m	200m	Last 600m					
Field Times		0:45.35 (0:13.26)	0:32.09 (0:10.20)	0:21.89 (0:10.69)	0:11.20 (0:11.20)	0:32.09					
Rank	TAB Horse/Jockey	Barrier	Top Speed [km/h]	Fastest Section	Margin			Distance Travelled [m]			
1	3 HAYAI UMA Alisha Donald	3	71.8 600m	0:10.20 600m	0:45.35 [1] (0:13.26)	0:32.09 [1] (0:10.20)	0:21.89 [1] (0:10.69)	0:11.20 [1] (0:11.20)	0:45.35	0:32.09	
2	4 CABRINELLA Olivia Webb	4	71.6 600m	0:10.28 600m	0:45.92 [2] (0:13.83)	0:32.09 [6] (0:10.28)	0:21.81 [5] (0:10.59)	0:11.22 [3] (0:11.22)	0.57L	0:32.09	+0
3	6 ILLICIATE AFFAIRS Tyler Leslight	6	71.1 600m	0:10.40 600m	0:46.05 [3] (0:13.49)	0:32.56 [3] (0:10.40)	0:22.16 [3] (0:10.83)	0:11.33 [4] (0:11.33)	0.13L	0:32.56	+1
4	5 PIANIST Jag Guthmann-Chester	5	71.0 600m	0:10.38 600m	0:46.21 [4] (0:13.69)	0:32.52 [4] (0:10.38)	0:22.14 [4] (0:10.74)	0:11.40 [5] (0:11.40)	0.16L	0:32.52	+2
5	1 UNDERHAND Emily Lang	1	72.1 600m	0:10.23 600m	0:46.23 [5] (0:13.31)	0:32.92 [2] (0:10.23)	0:22.69 [2] (0:10.88)	0:11.81 [2] (0:11.81)	0.02L	0:32.92	+2
6	2 SADDLE BOY Jake Molloy	2	70.8 600m	0:10.47 600m	0:46.59 [6] (0:13.74)	0:32.85 [5] (0:10.47)	0:22.38 [6] (0:11.05)	0:11.33 [6] (0:11.33)	0.36L	0:32.85	+2

Scratched: Szabo (#7)

[] Ranking at each section and finish
 -:-:- No data available at this section
 NA No data available

SCN Saddle cloth number
 DNF Did not finish
 DNT Did not track



Horse/Jockey Name	Hayai Uma
Final Rank	1
Fastest Section Time (Section)	0:10.20 (600m)
Top Speed [km/h] (Section)	71.8 (600m)
Race State	Finished



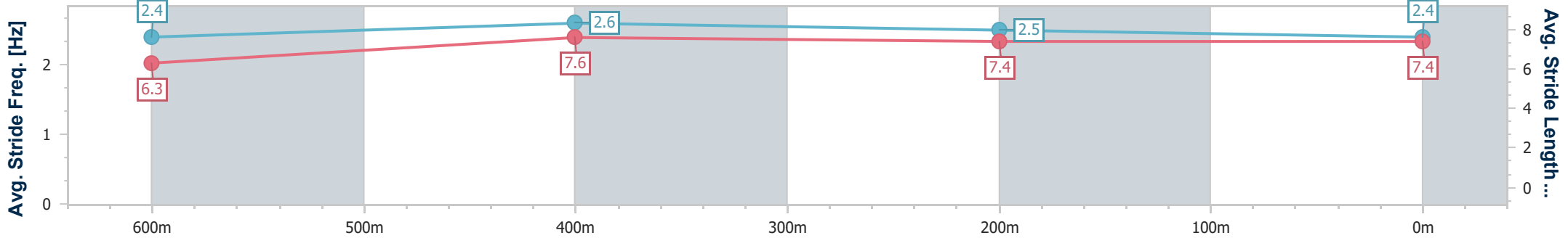
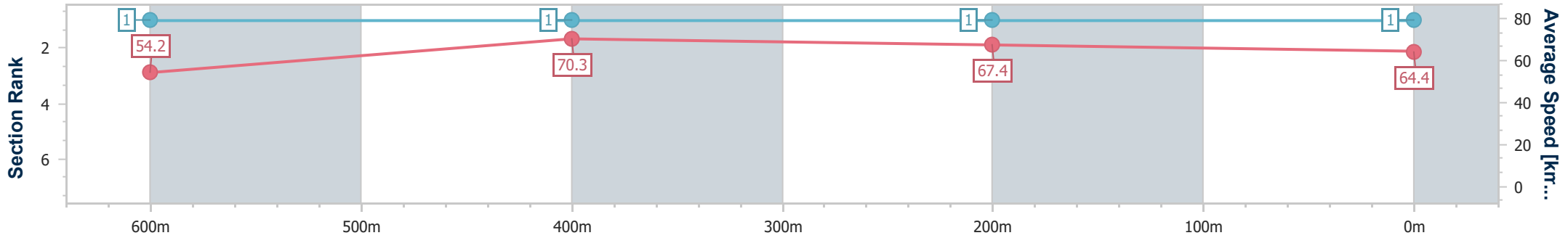
Ipswich QLD Professional
 Race 2: THE SHED COMPANY IPSWICH BENCHMARK 65
 Handicap - 800m



09 March 2024 - 11:50

Track Rating: Soft 5, Weather: Fine, Rail Position: +10m

Section	Overall	600m	400m	200m
Section Times	0:45.35 [1] (0:13.26)	0:32.09 [1] (0:10.20)	0:21.89 [1] (0:10.69)	0:11.20 [1] (0:11.20)
Average Speed [km/h]	54.2	70.3	67.4	64.4
Top Speed [km/h]	71.8	71.8	68.7	66.8
Avg. Dist. to Rail [m]	0.6	0.9	0.5	1.5
Avg. Stride Freq. [Hz]	2.4	2.6	2.5	2.4
Avg. Stride Length [m]	6.3	7.6	7.4	7.4



- [] Ranking at each section and finish
- .-.- No data available at this section
- NA No data available



Horse/Jockey Name	Cabrinella
Final Rank	2
Fastest Section Time (Section)	0:10.28 (600m)
Top Speed [km/h] (Section)	71.6 (600m)
Race State	Finished



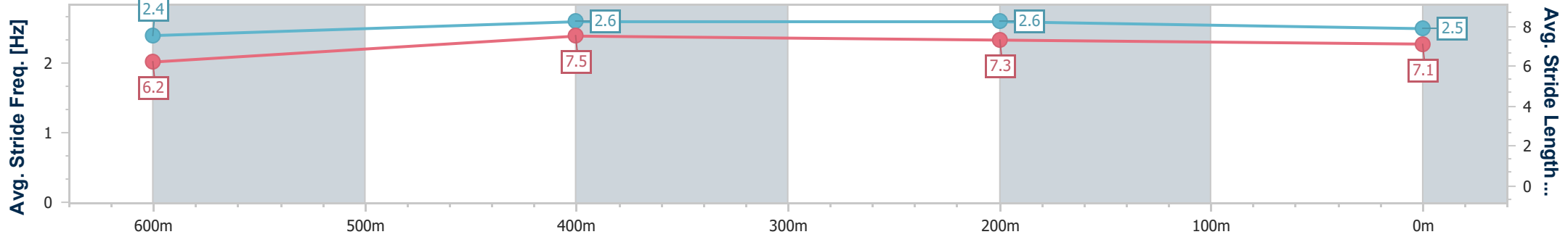
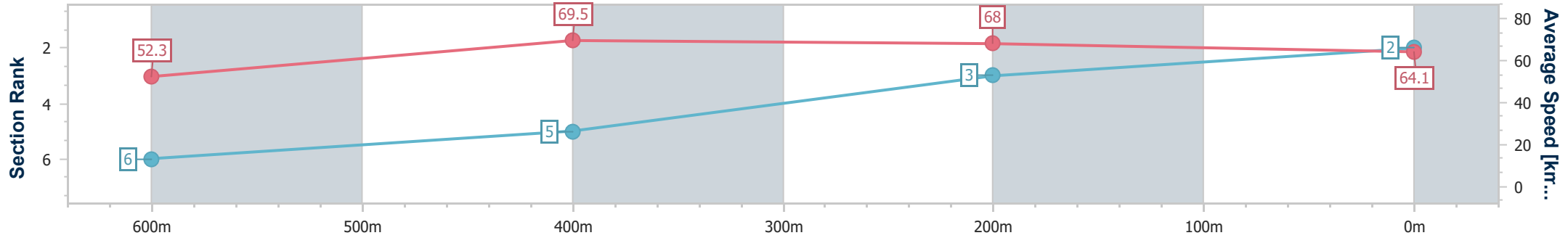
Ipswich QLD Professional
 Race 2: THE SHED COMPANY IPSWICH BENCHMARK 65
 Handicap - 800m



09 March 2024 - 11:50

Track Rating: Soft 5, Weather: Fine, Rail Position: +10m

Section	Overall	600m	400m	200m
Section Times	0:45.92 [2] (0:13.83)	0:32.09 [6] (0:10.28)	0:21.81 [5] (0:10.59)	0:11.22 [3] (0:11.22)
Average Speed [km/h]	52.3	69.5	68.0	64.1
Top Speed [km/h]	71.5	71.6	69.1	66.8
Avg. Dist. to Rail [m]	1.3	1.2	0.8	2.0
Avg. Stride Freq. [Hz]	2.4	2.6	2.6	2.5
Avg. Stride Length [m]	6.2	7.5	7.3	7.1



- [] Ranking at each section and finish
- .-.- No data available at this section
- NA No data available



Horse/Jockey Name	Illiciate Affairs
Final Rank	3
Fastest Section Time (Section)	0:10.40 (600m)
Top Speed [km/h] (Section)	71.1 (600m)
Race State	Finished



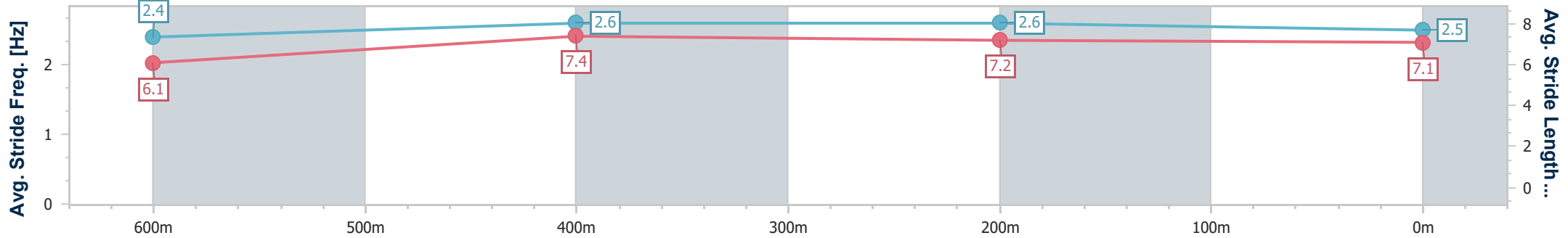
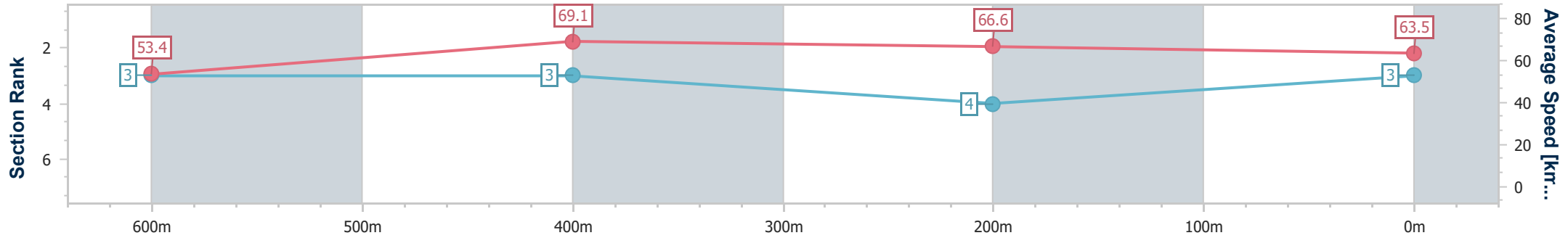
Ipswich QLD Professional
 Race 2: THE SHED COMPANY IPSWICH BENCHMARK 65
 Handicap - 800m



09 March 2024 - 11:50

Track Rating: Soft 5, Weather: Fine, Rail Position: +10m

Section	Overall	600m	400m	200m
Section Times	0:46.05 [3] (0:13.49)	0:32.56 [3] (0:10.40)	0:22.16 [3] (0:10.83)	0:11.33 [4] (0:11.33)
Average Speed [km/h]	53.4	69.1	66.6	63.5
Top Speed [km/h]	71.1	71.1	67.8	66.0
Avg. Dist. to Rail [m]	0.4	0.5	1.2	4.1
Avg. Stride Freq. [Hz]	2.4	2.6	2.6	2.5
Avg. Stride Length [m]	6.1	7.4	7.2	7.1



- [] Ranking at each section and finish
- .-.- No data available at this section
- NA No data available



Horse/Jockey Name	Pianist
Final Rank	4
Fastest Section Time (Section)	0:10.38 (600m)
Top Speed [km/h] (Section)	71.0 (600m)
Race State	Finished



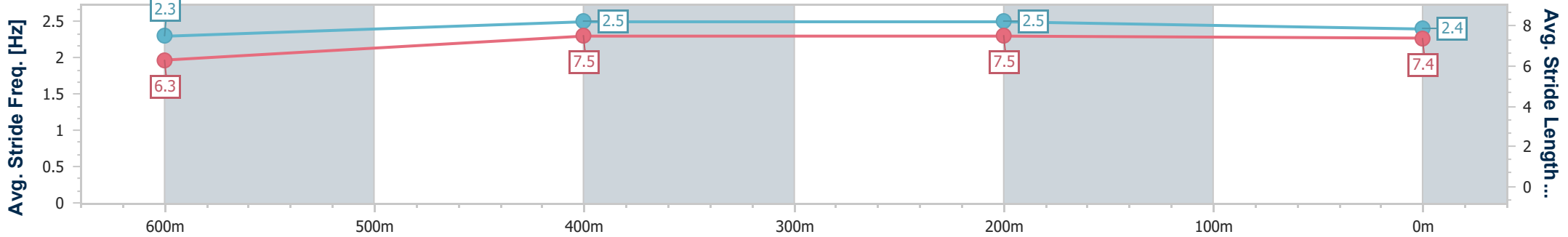
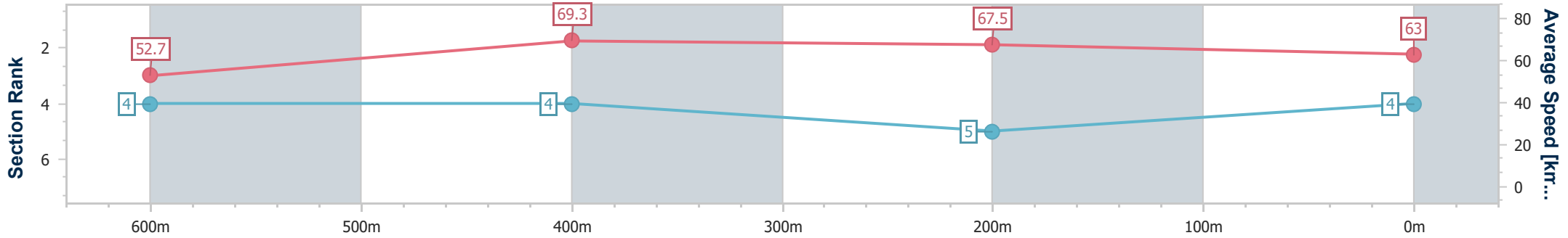
Ipswich QLD Professional
 Race 2: THE SHED COMPANY IPSWICH BENCHMARK 65
 Handicap - 800m



09 March 2024 - 11:50

Track Rating: Soft 5, Weather: Fine, Rail Position: +10m

Section	Overall	600m	400m	200m
Section Times	0:46.21 [4] (0:13.69)	0:32.52 [4] (0:10.38)	0:22.14 [4] (0:10.74)	0:11.40 [5] (0:11.40)
Average Speed [km/h]	52.7	69.3	67.5	63.0
Top Speed [km/h]	70.7	71.0	68.1	66.7
Avg. Dist. to Rail [m]	1.4	0.4	2.3	5.1
Avg. Stride Freq. [Hz]	2.3	2.5	2.5	2.4
Avg. Stride Length [m]	6.3	7.5	7.5	7.4



- [] Ranking at each section and finish
- .-.- No data available at this section
- NA No data available



Horse/Jockey Name	Underhand
Final Rank	5
Fastest Section Time (Section)	0:10.23 (600m)
Top Speed [km/h] (Section)	72.1 (600m)
Race State	Finished



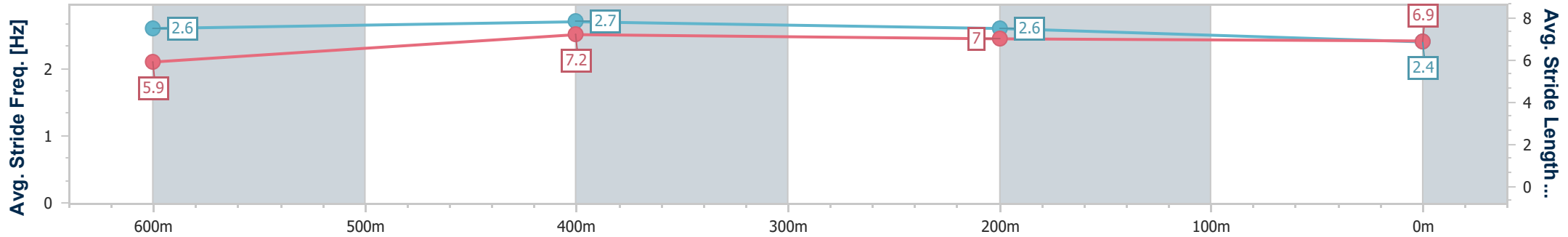
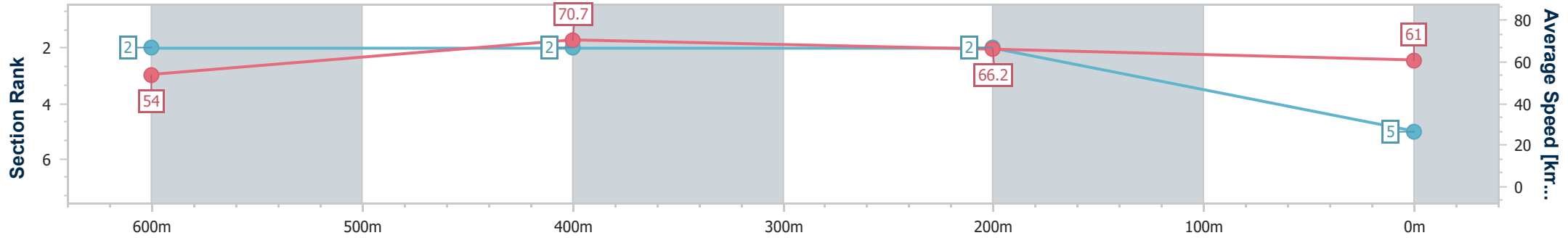
Ipswich QLD Professional
 Race 2: THE SHED COMPANY IPSWICH BENCHMARK 65
 Handicap - 800m



09 March 2024 - 11:50

Track Rating: Soft 5, Weather: Fine, Rail Position: +10m

Section	Overall	600m	400m	200m
Section Times	0:46.23 [5] (0:13.31)	0:32.92 [2] (0:10.23)	0:22.69 [2] (0:10.88)	0:11.81 [2] (0:11.81)
Average Speed [km/h]	54.0	70.7	66.2	61.0
Top Speed [km/h]	72.0	72.1	68.0	64.7
Avg. Dist. to Rail [m]	2.7	0.7	0.6	0.5
Avg. Stride Freq. [Hz]	2.6	2.7	2.6	2.4
Avg. Stride Length [m]	5.9	7.2	7.0	6.9



- [] Ranking at each section and finish
- .-.- No data available at this section
- NA No data available



Horse/Jockey Name	Saddle Boy
Final Rank	6
Fastest Section Time (Section)	0:10.47 (600m)
Top Speed [km/h] (Section)	70.8 (600m)
Race State	Finished



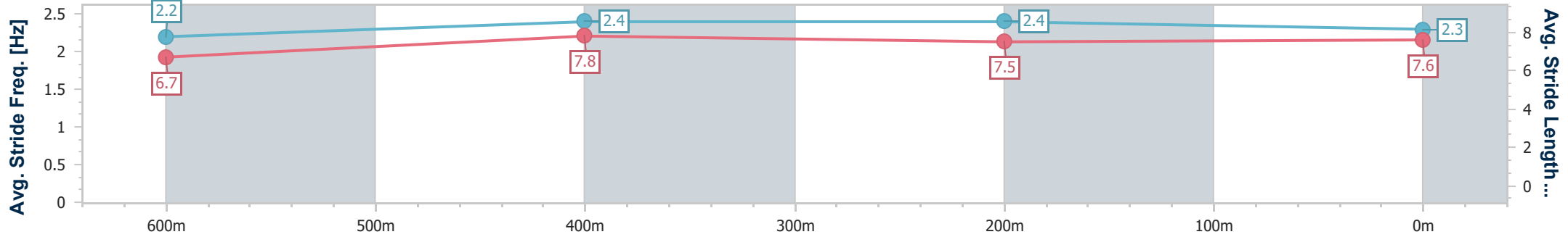
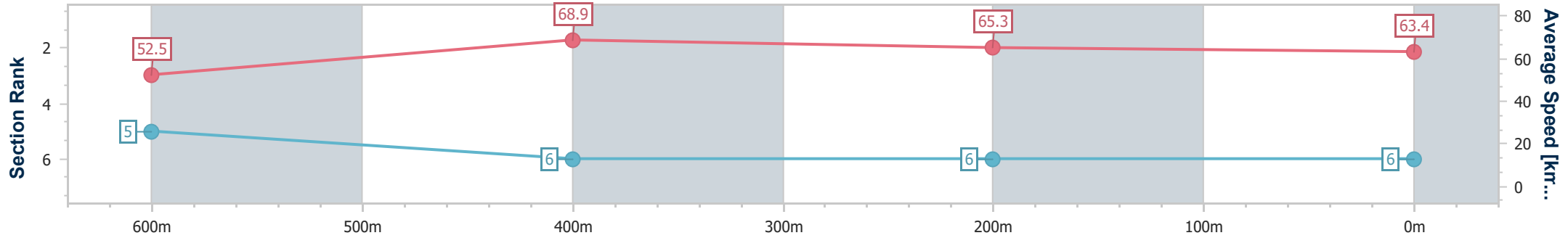
Ipswich QLD Professional
 Race 2: THE SHED COMPANY IPSWICH BENCHMARK 65
 Handicap - 800m



09 March 2024 - 11:50

Track Rating: Soft 5, Weather: Fine, Rail Position: +10m

Section	Overall	600m	400m	200m
Section Times	0:46.59 [6] (0:13.74)	0:32.85 [5] (0:10.47)	0:22.38 [6] (0:11.05)	0:11.33 [6] (0:11.33)
Average Speed [km/h]	52.5	68.9	65.3	63.4
Top Speed [km/h]	70.6	70.8	66.2	64.9
Avg. Dist. to Rail [m]	2.9	0.7	0.8	0.5
Avg. Stride Freq. [Hz]	2.2	2.4	2.4	2.3
Avg. Stride Length [m]	6.7	7.8	7.5	7.6



- [] Ranking at each section and finish
- .-.- No data available at this section
- NA No data available