

Rockhampton QLD Professional

Race 1: TAB QTIS Two-Year-Old Maiden Handicap - 1100m

08 March 2024 - 13:34

Track Rating: Soft 5, Weather: Fine, Rail Position: +4.5m

Section		Overall											Last 600m	
Field Times		1:05.14											0:34.82	
		(0:07.60)												
		1000m												
		0:57.54												
		(0:11.06)												
		800m												
		0:46.48												
		(0:11.66)												
		600m												
		0:34.82												
		(0:11.33)												
		400m												
		0:23.49												
		(0:11.47)												
		200m												
		0:12.02												
		(0:12.02)												
Rank	TAB	Horse/Jockey	Barrier	Top Speed [km/h]	Fastest Section	Overall	1000m	800m	600m	400m	200m	Margin	Last 600m	Distance Travelled [m]
1	6	ELECTRIC BRAE Yvette Lewis	6	65.5 600m	0:08.07 Overall	1:05.14 [1] (0:08.07)	0:57.07 [6] (0:11.21)	0:45.86 [6] (0:11.39)	0:34.47 [5] (0:11.30)	0:23.17 [5] (0:11.35)	0:11.82 [3] (0:11.82)	1:05.14	0:34.47	
2	5	CARACRISTI Justin Huxtable	5	66.5 1000m	0:07.84 Overall	1:05.26 [2] (0:07.84)	0:57.42 [5] (0:10.96)	0:46.46 [3] (0:11.57)	0:34.89 [2] (0:11.28)	0:23.61 [1] (0:11.47)	0:12.14 [1] (0:12.14)	0.12L	0:34.89	-2
3	9	TRAVELLING SWEET Les Tilley	9	65.6 1000m	0:07.79 Overall	1:05.32 [3] (0:07.79)	0:57.53 [4] (0:11.33)	0:46.20 [5] (0:11.68)	0:34.52 [6] (0:11.33)	0:23.19 [6] (0:11.28)	0:11.91 [4] (0:11.91)	0.06L	0:34.52	+5
4	4	BOOGIE FEVER Brooke Johnson	4	66.6 1000m	0:07.74 Overall	1:05.52 [4] (0:07.74)	0:57.78 [3] (0:10.92)	0:46.86 [1] (0:11.66)	0:35.20 [1] (0:11.37)	0:23.83 [2] (0:11.46)	0:12.37 [2] (0:12.37)	0.2L	0:35.20	+4
5	3	MISHANI WOLF Adrian Layt	3	65.7 600m	0:08.20 Overall	1:05.99 [5] (0:08.20)	0:57.79 [8] (0:11.33)	0:46.46 [8] (0:11.48)	0:34.98 [8] (0:11.20)	0:23.78 [8] (0:11.47)	0:12.31 [5] (0:12.31)	0.47L	0:34.98	+2
6	1	WELL HELD Justin Stanley	1	66.6 1000m	0:07.62 Overall	1:06.19 [6] (0:07.62)	0:58.57 [2] (0:11.26)	0:47.31 [4] (0:11.70)	0:35.61 [4] (0:11.35)	0:24.26 [4] (0:11.76)	0:12.50 [6] (0:12.50)	0.2L	0:35.61	+10
7	10	MISHANI AMORE Warwick Satherley	10	65.7 1000m	0:08.10 Overall	1:06.45 [7] (0:08.10)	0:58.35 [7] (0:11.23)	0:47.12 [7] (0:11.62)	0:35.50 [7] (0:11.25)	0:24.25 [7] (0:11.66)	0:12.59 [8] (0:12.59)	0.26L	0:35.50	+5
8	2	MISHANI I AM Chris Whiteley	2	66.0 1000m	0:08.34 Overall	1:06.90 [8] (0:08.34)	0:58.56 [9] (0:11.26)	0:47.30 [9] (0:11.66)	0:35.64 [9] (0:11.22)	0:24.42 [9] (0:11.71)	0:12.71 [9] (0:12.71)	0.45L	0:35.64	+7
9	8	MIMMY'S SECRET Georgina Cartwright	8	68.2 1000m	0:07.60 Overall	1:07.69 [9] (0:07.60)	1:00.09 [1] (0:11.08)	0:49.01 [2] (0:11.76)	0:37.25 [3] (0:11.26)	0:25.99 [3] (0:12.06)	0:13.93 [7] (0:13.93)	0.79L	0:37.25	+10

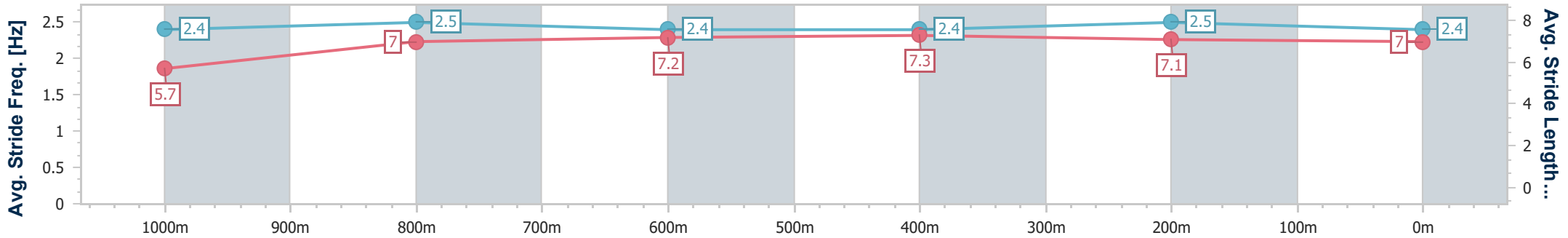
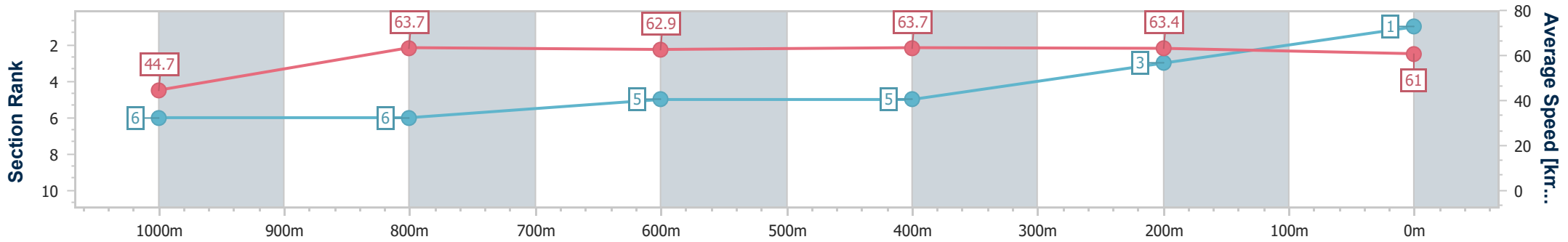
Scratched: Firebreak (#7)



Horse/Jockey Name	Electric Brae
Final Rank	1
Fastest Section Time (Section)	0:08.07 (Overall)
Top Speed [km/h] (Section)	65.5 (600m)
Race State	Finished

Rockhampton QLD Professional
 Race 1: TAB QTIS Two-Year-Old Maiden Handicap - 1100m
 08 March 2024 - 13:34
 Track Rating: Soft 5, Weather: Fine, Rail Position: +4.5m

Section	Overall	1000m	800m	600m	400m	200m
Section Times	1:05.14 [1] (0:08.07)	0:57.07 [6] (0:11.21)	0:45.86 [6] (0:11.39)	0:34.47 [5] (0:11.30)	0:23.17 [5] (0:11.35)	0:11.82 [3] (0:11.82)
Average Speed [km/h]	44.7	63.7	62.9	63.7	63.4	61.0
Top Speed [km/h]	62.2	65.2	64.2	65.5	64.1	63.5
Avg. Dist. to Rail [m]	1.3	1.0	1.0	2.0	7.2	8.6
Avg. Stride Freq. [Hz]	2.4	2.5	2.4	2.4	2.5	2.4
Avg. Stride Length [m]	5.7	7.0	7.2	7.3	7.1	7.0



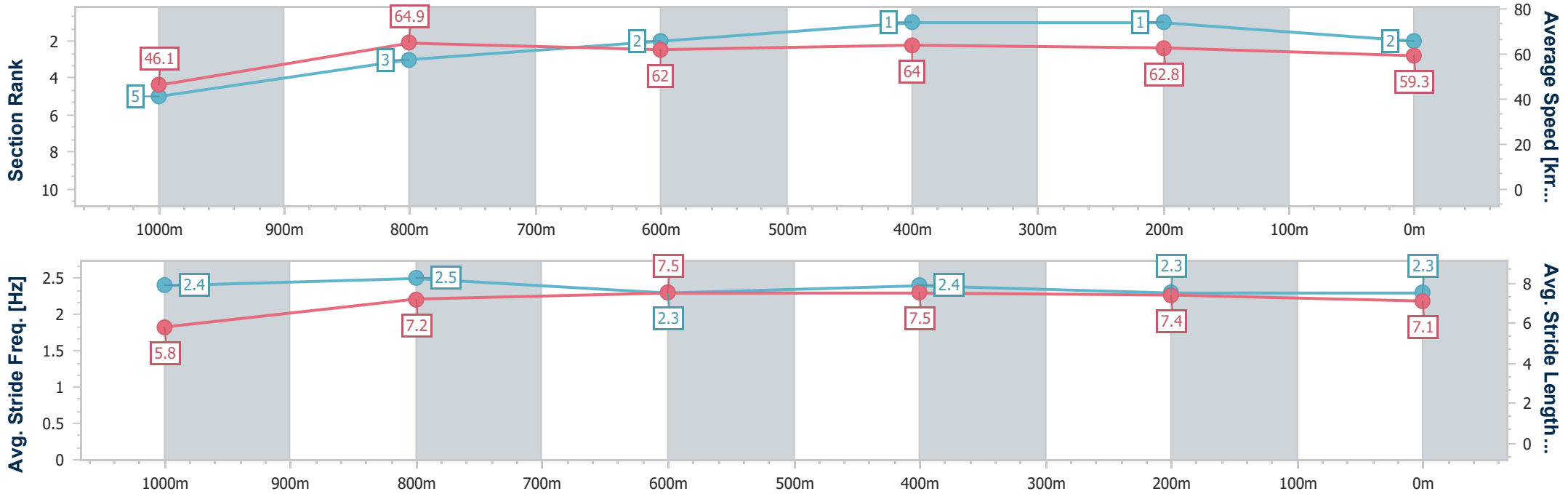
- [] Ranking at each section and finish
- .-.- No data available at this section
- NA No data available



Horse/Jockey Name	Caracristi
Final Rank	2
Fastest Section Time (Section)	0:07.84 (Overall)
Top Speed [km/h] (Section)	66.5 (1000m)
Race State	Finished

Rockhampton QLD Professional
 Race 1: TAB QTIS Two-Year-Old Maiden Handicap - 1100m
 08 March 2024 - 13:34
 Track Rating: Soft 5, Weather: Fine, Rail Position: +4.5m

Section	Overall	1000m	800m	600m	400m	200m
Section Times	1:05.26 [2] (0:07.84)	0:57.42 [5] (0:10.96)	0:46.46 [3] (0:11.57)	0:34.89 [2] (0:11.28)	0:23.61 [1] (0:11.47)	0:12.14 [1] (0:12.14)
Average Speed [km/h]	46.1	64.9	62.0	64.0	62.8	59.3
Top Speed [km/h]	64.6	66.5	64.8	65.3	65.5	61.5
Avg. Dist. to Rail [m]	0.9	1.5	1.0	0.9	1.8	2.3
Avg. Stride Freq. [Hz]	2.4	2.5	2.3	2.4	2.3	2.3
Avg. Stride Length [m]	5.8	7.2	7.5	7.5	7.4	7.1



- [] Ranking at each section and finish
- .-.- No data available at this section
- NA No data available



Horse/Jockey Name	Travelling Sweet
Final Rank	3
Fastest Section Time (Section)	0:07.79 (Overall)
Top Speed [km/h] (Section)	65.6 (1000m)
Race State	Finished

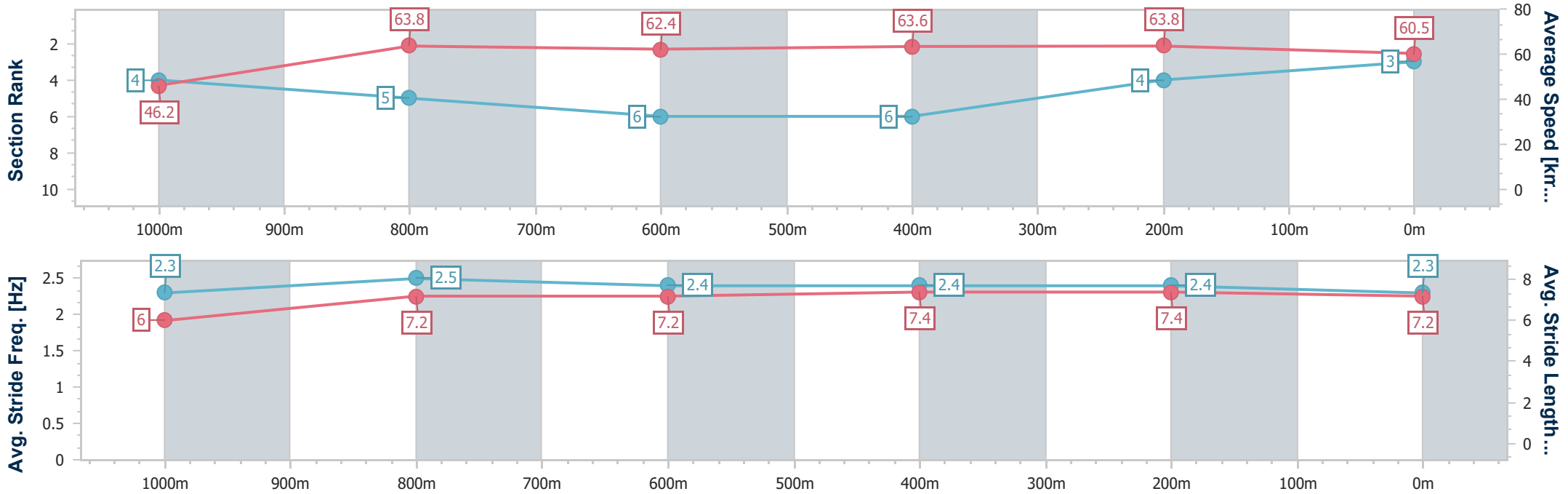
Rockhampton QLD Professional

Race 1: TAB QTIS Two-Year-Old Maiden Handicap - 1100m

08 March 2024 - 13:34

Track Rating: Soft 5, Weather: Fine, Rail Position: +4.5m

Section	Overall	1000m	800m	600m	400m	200m
Section Times	1:05.32 [3] (0:07.79)	0:57.53 [4] (0:11.33)	0:46.20 [5] (0:11.68)	0:34.52 [6] (0:11.33)	0:23.19 [6] (0:11.28)	0:11.91 [4]
Average Speed [km/h]	46.2	63.8	62.4	63.6	63.8	60.5
Top Speed [km/h]	60.5	65.6	63.3	64.8	64.9	63.4
Avg. Dist. to Rail [m]	3.2	0.8	1.8	3.1	4.9	5.3
Avg. Stride Freq. [Hz]	2.3	2.5	2.4	2.4	2.4	2.3
Avg. Stride Length [m]	6.0	7.2	7.2	7.4	7.4	7.2



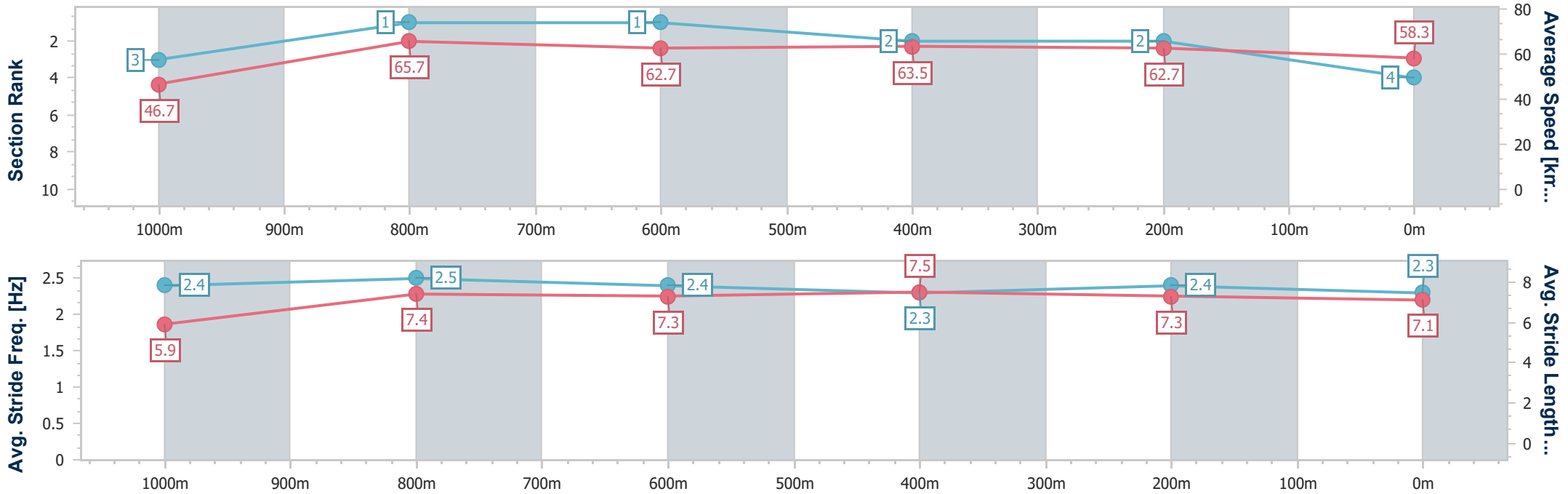
- [] Ranking at each section and finish
- .-.- No data available at this section
- NA No data available



Horse/Jockey Name	Boogie Fever
Final Rank	4
Fastest Section Time (Section)	0:07.74 (Overall)
Top Speed [km/h] (Section)	66.6 (1000m)
Race State	Finished

Rockhampton QLD Professional
 Race 1: TAB QTIS Two-Year-Old Maiden Handicap - 1100m
 08 March 2024 - 13:34
 Track Rating: Soft 5, Weather: Fine, Rail Position: +4.5m

Section	Overall	1000m	800m	600m	400m	200m
Section Times	1:05.52 [4] (0:07.74)	0:57.78 [3] (0:10.92)	0:46.86 [1] (0:11.66)	0:35.20 [1] (0:11.37)	0:23.83 [2] (0:11.46)	0:12.37 [2]
Average Speed [km/h]	46.7	65.7	62.7	63.5	62.7	58.3
Top Speed [km/h]	63.4	66.6	64.8	64.1	64.6	61.1
Avg. Dist. to Rail [m]	1.8	0.5	2.0	3.4	3.4	2.8
Avg. Stride Freq. [Hz]	2.4	2.5	2.4	2.3	2.4	2.3
Avg. Stride Length [m]	5.9	7.4	7.3	7.5	7.3	7.1

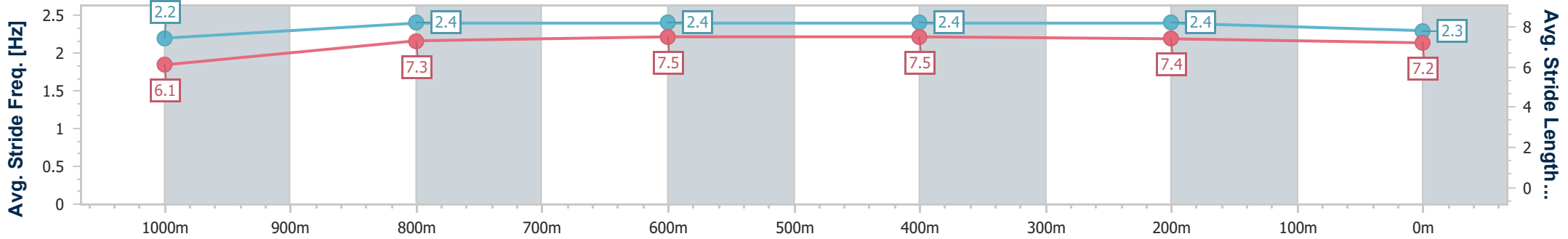
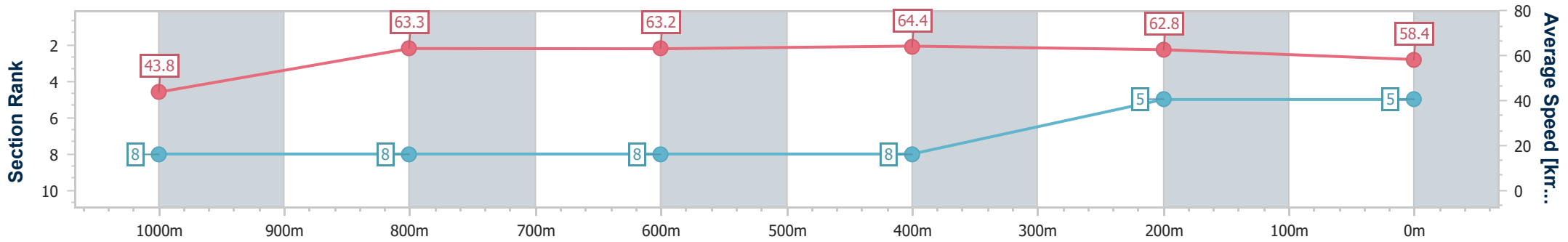




Horse/Jockey Name	Mishani Wolf
Final Rank	5
Fastest Section Time (Section)	0:08.20 (Overall)
Top Speed [km/h] (Section)	65.7 (600m)
Race State	Finished

Rockhampton QLD Professional
 Race 1: TAB QTIS Two-Year-Old Maiden Handicap - 1100m
 08 March 2024 - 13:34
 Track Rating: Soft 5, Weather: Fine, Rail Position: +4.5m

Section	Overall	1000m	800m	600m	400m	200m
Section Times	1:05.99 [5] (0:08.20)	0:57.79 [8] (0:11.33)	0:46.46 [8] (0:11.48)	0:34.98 [8] (0:11.20)	0:23.78 [8] (0:11.47)	0:12.31 [5] (0:12.31)
Average Speed [km/h]	43.8	63.3	63.2	64.4	62.8	58.4
Top Speed [km/h]	61.7	64.6	65.2	65.7	65.5	61.5
Avg. Dist. to Rail [m]	1.1	1.1	1.4	2.0	1.8	2.5
Avg. Stride Freq. [Hz]	2.2	2.4	2.4	2.4	2.4	2.3
Avg. Stride Length [m]	6.1	7.3	7.5	7.5	7.4	7.2



- [] Ranking at each section and finish
- .-.- No data available at this section
- NA No data available



Horse/Jockey Name	Well Held
Final Rank	6
Fastest Section Time (Section)	0:07.62 (Overall)
Top Speed [km/h] (Section)	66.6 (1000m)
Race State	Finished

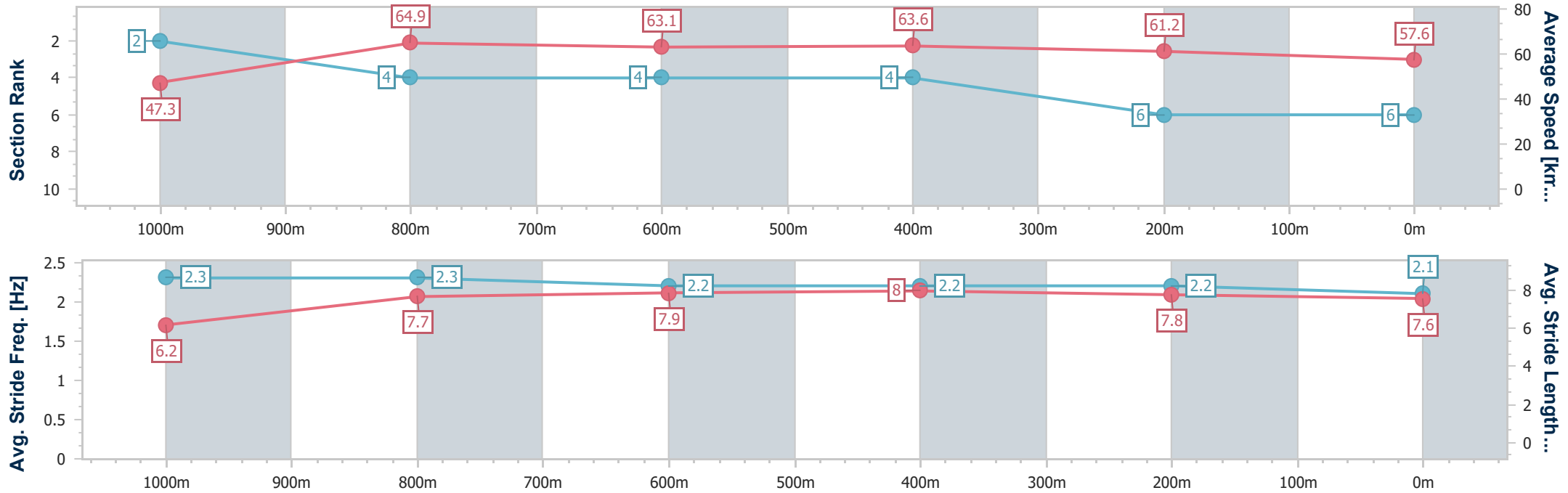
Rockhampton QLD Professional

Race 1: TAB QTIS Two-Year-Old Maiden Handicap - 1100m

08 March 2024 - 13:34

Track Rating: Soft 5, Weather: Fine, Rail Position: +4.5m

Section	Overall	1000m	800m	600m	400m	200m
Section Times	1:06.19 [6] (0:07.62)	0:58.57 [2] (0:11.26)	0:47.31 [4] (0:11.70)	0:35.61 [4] (0:11.35)	0:24.26 [4] (0:11.76)	0:12.50 [6] (0:12.50)
Average Speed [km/h]	47.3	64.9	63.1	63.6	61.2	57.6
Top Speed [km/h]	64.1	66.6	63.7	64.2	62.9	59.8
Avg. Dist. to Rail [m]	5.4	2.3	3.3	5.1	8.5	8.9
Avg. Stride Freq. [Hz]	2.3	2.3	2.2	2.2	2.2	2.1
Avg. Stride Length [m]	6.2	7.7	7.9	8.0	7.8	7.6



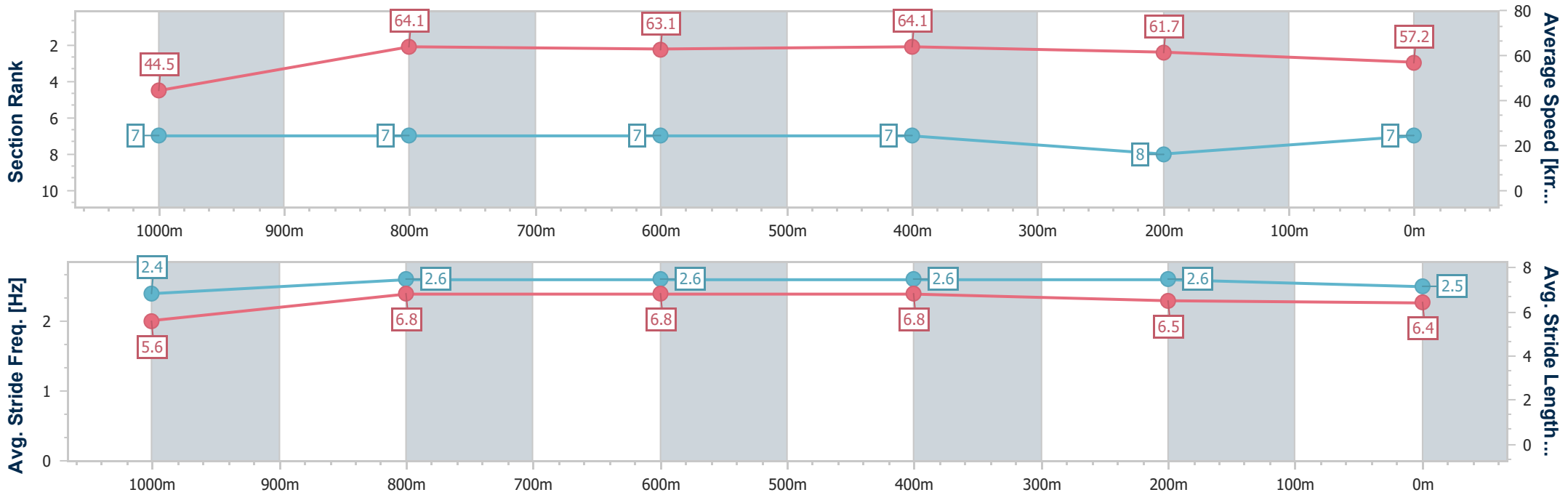
- [] Ranking at each section and finish
- .-.- No data available at this section
- NA No data available



Horse/Jockey Name	Mishani Amore
Final Rank	7
Fastest Section Time (Section)	0:08.10 (Overall)
Top Speed [km/h] (Section)	65.7 (1000m)
Race State	Finished

Rockhampton QLD Professional
 Race 1: TAB QTIS Two-Year-Old Maiden Handicap - 1100m
 08 March 2024 - 13:34
 Track Rating: Soft 5, Weather: Fine, Rail Position: +4.5m

Section	Overall	1000m	800m	600m	400m	200m
Section Times	1:06.45 [7] (0:08.10)	0:58.35 [7] (0:11.23)	0:47.12 [7] (0:11.62)	0:35.50 [7] (0:11.25)	0:24.25 [7] (0:11.66)	0:12.59 [8] (0:12.59)
Average Speed [km/h]	44.5	64.1	63.1	64.1	61.7	57.2
Top Speed [km/h]	61.2	65.7	63.6	64.6	63.9	59.7
Avg. Dist. to Rail [m]	5.8	0.6	2.2	5.4	6.6	6.3
Avg. Stride Freq. [Hz]	2.4	2.6	2.6	2.6	2.6	2.5
Avg. Stride Length [m]	5.6	6.8	6.8	6.8	6.5	6.4





Horse/Jockey Name	Mishani I Am
Final Rank	8
Fastest Section Time (Section)	0:08.34 (Overall)
Top Speed [km/h] (Section)	66.0 (1000m)
Race State	Finished

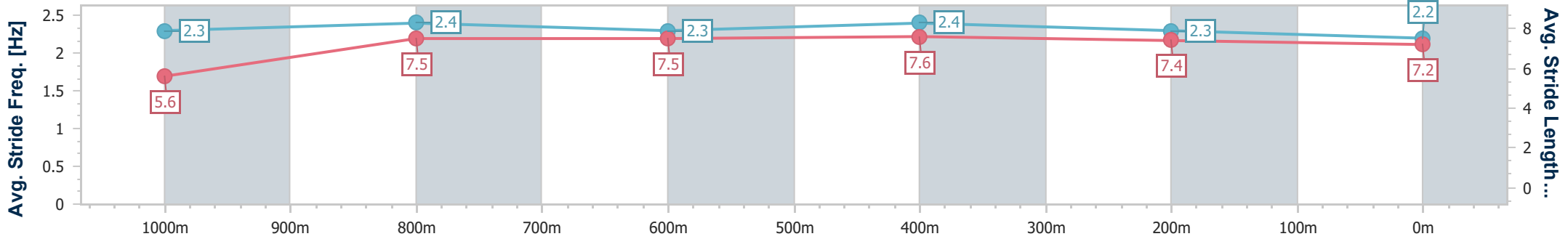
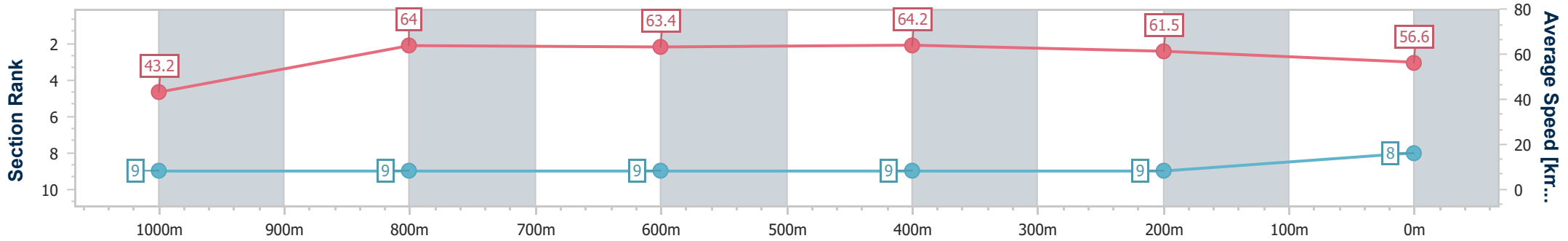
Rockhampton QLD Professional

Race 1: TAB QTIS Two-Year-Old Maiden Handicap - 1100m

08 March 2024 - 13:34

Track Rating: Soft 5, Weather: Fine, Rail Position: +4.5m

Section	Overall	1000m	800m	600m	400m	200m
Section Times	1:06.90 [8] (0:08.34)	0:58.56 [9] (0:11.26)	0:47.30 [9] (0:11.66)	0:35.64 [9] (0:11.22)	0:24.42 [9] (0:11.71)	0:12.71 [9] (0:12.71)
Average Speed [km/h]	43.2	64.0	63.4	64.2	61.5	56.6
Top Speed [km/h]	60.7	66.0	65.7	65.2	63.7	59.5
Avg. Dist. to Rail [m]	3.7	0.5	3.1	4.7	4.5	4.1
Avg. Stride Freq. [Hz]	2.3	2.4	2.3	2.4	2.3	2.2
Avg. Stride Length [m]	5.6	7.5	7.5	7.6	7.4	7.2



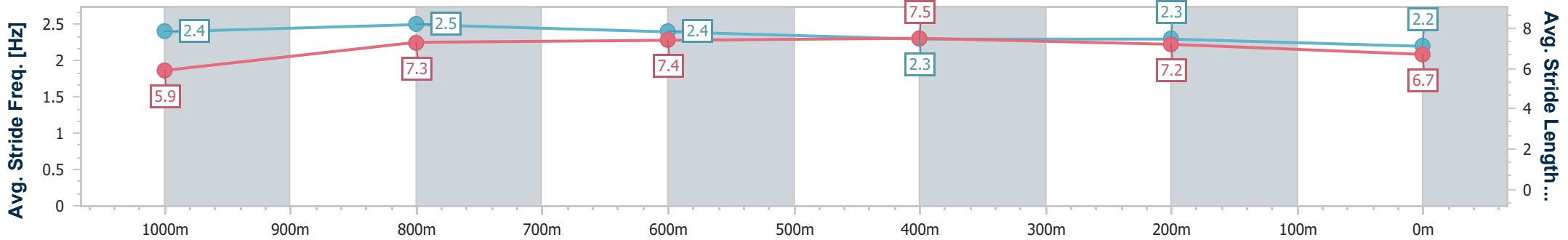
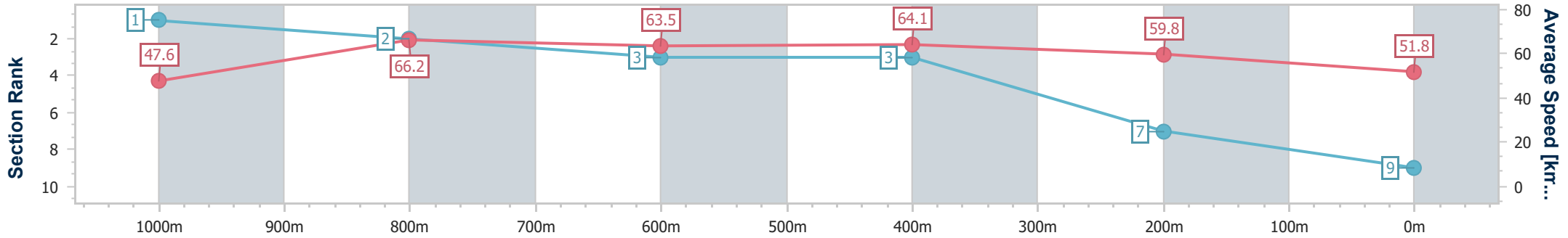
- [] Ranking at each section and finish
- .-.- No data available at this section
- NA No data available



Horse/Jockey Name	Mimmy's Secret
Final Rank	9
Fastest Section Time (Section)	0:07.60 (Overall)
Top Speed [km/h] (Section)	68.2 (1000m)
Race State	Finished

Rockhampton QLD Professional
 Race 1: TAB QTIS Two-Year-Old Maiden Handicap - 1100m
 08 March 2024 - 13:34
 Track Rating: Soft 5, Weather: Fine, Rail Position: +4.5m

Section	Overall	1000m	800m	600m	400m	200m
Section Times	1:07.69 [9] (0:07.60)	1:00.09 [1] (0:11.08)	0:49.01 [2] (0:11.76)	0:37.25 [3] (0:11.26)	0:25.99 [3] (0:12.06)	0:13.93 [7] (0:13.93)
Average Speed [km/h]	47.6	66.2	63.5	64.1	59.8	51.8
Top Speed [km/h]	64.7	68.2	65.5	65.6	62.9	56.7
Avg. Dist. to Rail [m]	8.0	3.3	4.9	5.4	4.4	6.5
Avg. Stride Freq. [Hz]	2.4	2.5	2.4	2.3	2.3	2.2
Avg. Stride Length [m]	5.9	7.3	7.4	7.5	7.2	6.7



- [] Ranking at each section and finish
- .-.- No data available at this section
- NA No data available