



Doomben QLD Professional
Race 9: LADBROKES SAME RACE MULTI BENCHMARK 65 Handicap - 1350m
06 March 2024 - 17:12



BRISBANE
RACING CLUB

Track Rating: Soft 5, Weather: Fine, Rail Position: +9m Entire

Section												Last 600m	
Field Times		Overall	1200m	1000m	800m	600m	400m						
		1:20.60 (0:10.93)	1:09.67 (0:10.85)	0:58.82 (0:11.16)	0:47.66 (0:11.76)	0:35.90 (0:12.08)	0:23.82 (0:11.81)						0:35.90
Rank	TAB Horse/Jockey	Barrier	Top Speed [km/h]	Fastest Section								Distance Travelled [m]	
1	11 ZAKIYYA Ryan Maloney	11	66.9 1200m	0:10.94 1200m	1:20.60 [1] (0:11.40)	1:09.20 [6] (0:10.94)	0:58.26 [6] (0:11.27)	0:46.99 [6] (0:11.58)	0:35.41 [5] (0:11.92)	0:23.49 [5] (0:11.48)	0:35.41		
2	15 IN BARCELONA Robbie Dolan	15	67.4 1200m	0:10.93 1200m	1:20.77 [2] (0:11.06)	1:09.71 [2] (0:10.93)	0:58.78 [4] (0:11.41)	0:47.37 [5] (0:11.80)	0:35.57 [6] (0:12.08)	0:23.49 [7] (0:11.44)	0:35.57 -5		
3	14 BID FOR FAME Kyle Wilson-Taylor	14	65.5 1200m	0:11.13 1200m	1:21.00 [3] (0:11.79)	1:09.21 [10] (0:11.13)	0:58.08 [10] (0:11.48)	0:46.60 [10] (0:11.39)	0:35.21 [10] (0:11.50)	0:23.71 [8] (0:11.50)	0:35.21 -8		
4	5 MISTER JONNO Damien Thornton	5	66.2 1200m	0:11.09 1200m	1:21.04 [4] (0:11.29)	1:09.75 [5] (0:11.09)	0:58.66 [7] (0:11.35)	0:47.31 [7] (0:11.71)	0:35.60 [7] (0:11.92)	0:23.68 [9] (0:11.55)	0:35.60 -9		
5	1 LIVING FREE Andrew Mallyon	1	66.5 1200m	0:10.94 1200m	1:21.05 [5] (0:11.07)	1:09.98 [4] (0:10.94)	0:59.04 [5] (0:11.33)	0:47.71 [4] (0:11.67)	0:36.04 [4] (0:11.98)	0:24.06 [4] (0:11.67)	0:36.04 -4		
6	9 MA'S EPIC Cejay Graham	9	69.0 1200m	0:10.78 1200m	1:21.08 [6] (0:11.06)	1:10.02 [3] (0:10.78)	0:59.24 [2] (0:11.29)	0:47.95 [3] (0:11.57)	0:36.38 [1] (0:12.08)	0:24.30 [1] (0:11.86)	0:36.38 -8		
7	6 DANCETHENIGHTAWAY Tahlia Fenlon	6	66.5 1200m	0:11.26 1000m	1:21.25 [7] (0:12.04)	1:09.21 [11] (0:11.27)	0:57.94 [11] (0:11.26)	0:46.68 [11] (0:11.46)	0:35.22 [11] (0:11.65)	0:23.57 [11] (0:11.56)	0:35.22 -5		
8	2 LUDOVISI James Orman	2	65.5 1200m	0:11.12 1200m	1:21.30 [8] (0:11.56)	1:09.74 [9] (0:11.12)	0:58.62 [9] (0:11.36)	0:47.26 [9] (0:11.61)	0:35.65 [9] (0:11.89)	0:23.76 [10] (0:11.68)	0:35.65 -12		
9	8 ROCONONO Bailey Wheeler	8	67.4 1200m	0:10.98 1200m	1:21.58 [9] (0:11.55)	1:10.03 [8] (0:10.98)	0:59.05 [8] (0:11.29)	0:47.76 [8] (0:11.65)	0:36.11 [8] (0:11.79)	0:24.32 [6] (0:11.68)	0:36.11 -1		
10	3 VANTAN EXPRESS Corey Bayliss	3	67.6 1200m	0:10.85 1200m	1:23.00 [10] (0:10.93)	1:12.07 [1] (0:10.85)	1:01.22 [1] (0:11.33)	0:49.89 [2] (0:11.71)	0:38.18 [3] (0:12.16)	0:26.02 [3] (0:12.38)	0:38.18 -10		

Scratched: Lady Falvelon (#12), Houston Rocket (#7), Mannerheim (#13), Seventies Hit (#10)

[] Ranking at each section and finish
 -:-:- No data available at this section
 NA No data available

SCN Saddle cloth number
 DNF Did not finish
 DNT Did not track



Doomben QLD Professional
Race 9: LADBROKES SAME RACE MULTI BENCHMARK 65 Handicap - 1350m
06 March 2024 - 17:12



Track Rating: Soft 5, Weather: Fine, Rail Position: +9m Entire

Section	Overall	1200m	1000m	800m	600m	400m	Last 600m
Field Times	1:20.60 (0:10.93)	1:09.67 (0:10.85)	0:58.82 (0:11.16)	0:47.66 (0:11.76)	0:35.90 (0:12.08)	0:23.82 (0:11.81)	0:35.90

Rank	TAB	Horse/Jockey	Barrier	Top Speed [km/h]	Fastest Section	Overall	1200m	1000m	800m	600m	400m	Last 600m	Distance Travelled [m]
11	4	HIGH PLATEAU	4	69.7	0:10.51	1:23.42 [11]	1:12.00 [7]	1:01.49 [3]	0:50.48 [1]	0:38.70 [2]	0:26.53 [2]	0:38.70	-7
		Boris Thornton		1200m	1200m	(0:11.42)	(0:10.51)	(0:11.01)	(0:11.78)	(0:12.17)	(0:12.50)		

Scratched: Lady Falvelon (#12), Houston Rocket (#7), Mannerheim (#13), Seventies Hit (#10)

[] Ranking at each section and finish
 -:-:- No data available at this section
 NA No data available

SCN Saddle cloth number
 DNF Did not finish
 DNT Did not track



Doomben QLD Professional

Race 9: LADBROKES SAME RACE MULTI BENCHMARK 65 Handicap - 1350m

06 March 2024 - 17:12



BRISBANE
RACING CLUB

Track Rating: Soft 5, Weather: Fine, Rail Position: +9m Entire

Section				200m				Last 600m		
Field Times				0:12.01 (0:12.01)				0:35.90		
Rank	TAB	Horse/Jockey	Barrier	Top Speed [km/h]	Fastest Section	Margin			Distance Travelled [m]	
1	11	ZAKIYYA Ryan Maloney	11	66.9 1200m	0:10.94 1200m	0:12.01 [1] (0:12.01)	1:20.60		0:35.41	
2	15	IN BARCELONA Robbie Dolan	15	67.4 1200m	0:10.93 1200m	0:12.05 [4] (0:12.05)	1L		0:35.57	-5
3	14	BID FOR FAME Kyle Wilson-Taylor	14	65.5 1200m	0:11.13 1200m	0:12.21 [5] (0:12.21)	2.36L		0:35.21	-8
4	5	MISTER JONNO Damien Thornton	5	66.2 1200m	0:11.09 1200m	0:12.13 [6] (0:12.13)	2.62L		0:35.60	-9
5	1	LIVING FREE Andrew Mallyon	1	66.5 1200m	0:10.94 1200m	0:12.39 [3] (0:12.39)	2.64L		0:36.04	-4
6	9	MA'S EPIC Cejay Graham	9	69.0 1200m	0:10.78 1200m	0:12.44 [2] (0:12.44)	2.86L		0:36.38	-8
7	6	DANCETHENIGHTAWAY Tahlia Fenlon	6	66.5 1200m	0:11.26 1000m	0:12.01 [9] (0:12.01)	3.81L		0:35.22	-5
8	2	LUDOVISI James Orman	2	65.5 1200m	0:11.12 1200m	0:12.08 [8] (0:12.08)	4.11L		0:35.65	-12
9	8	ROCONONO Bailey Wheeler	8	67.4 1200m	0:10.98 1200m	0:12.64 [7] (0:12.64)	5.79L		0:36.11	-1
10	3	VANTAN EXPRESS Corey Bayliss	3	67.6 1200m	0:10.85 1200m	0:13.64 [10] (0:13.64)	14.15L		0:38.18	-10

Scratched: Lady Falvelon (#12), Houston Rocket (#7), Mannerheim (#13), Seventies Hit (#10)

Report Created: Wed 6 March 2024 17:49 GMT+10 (Note: Timing is based on position data)

Page 3/15

[] Ranking at each section and finish
 -:-:- No data available at this section
 NA No data available

SCN Saddle cloth number
 DNF Did not finish
 DNT Did not track

data processed by TRIPLESDATA



Doomben QLD Professional
Race 9: LADBROKES SAME RACE MULTI BENCHMARK 65 Handicap - 1350m
06 March 2024 - 17:12



Track Rating: Soft 5, Weather: Fine, Rail Position: +9m Entire

Section				200m				Last 600m	
Field Times				0:12.01 (0:12.01)				0:35.90	
Rank	TAB Horse/Jockey	Barrier	Top Speed [km/h]	Fastest Section	Margin				Distance Travelled [m]
11	4 HIGH PLATEAU	4	69.7	0:10.51	0:14.03 [11]	16.6L		0:38.70	-7
	Boris Thornton		1200m	1200m	(0:14.03)				

Scratched: Lady Falvelon (#12), Houston Rocket (#7), Mannerheim (#13), Seventies Hit (#10)

[] Ranking at each section and finish
 -:-:- No data available at this section
 NA No data available

SCN Saddle cloth number
 DNF Did not finish
 DNT Did not track



Horse/Jockey Name	Zakiyya
Final Rank	1
Fastest Section Time (Section)	0:10.94 (1200m)
Top Speed [km/h] (Section)	66.9 (1200m)
Race State	Finished

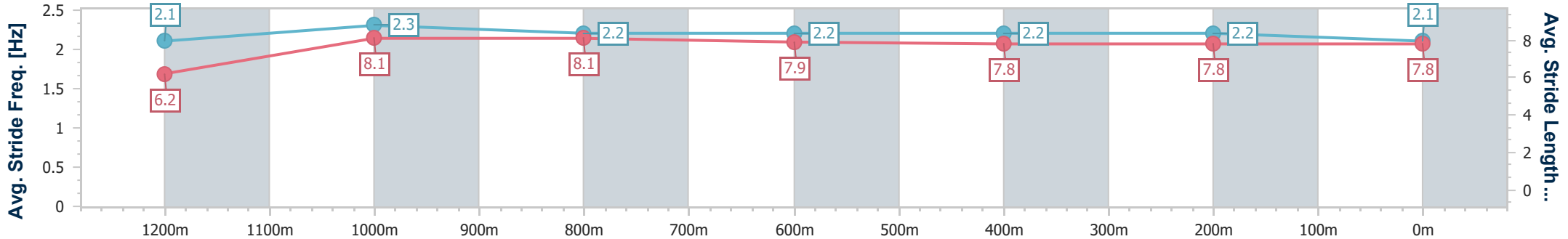
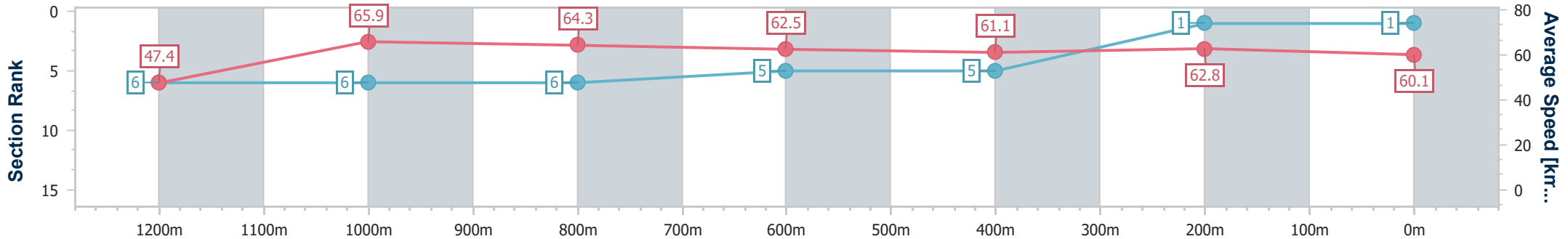


Doomben QLD Professional
Race 9: LADBROKES SAME RACE MULTI BENCHMARK 65
Handicap - 1350m
06 March 2024 - 17:12
Track Rating: Soft 5, Weather: Fine, Rail Position: +9m Entire



BRISBANE
RACING CLUB

Section	Overall	1200m	1000m	800m	600m	400m	200m
Section Times	1:20.60 [1] (0:11.40)	1:09.20 [6] (0:10.94)	0:58.26 [6] (0:11.27)	0:46.99 [6] (0:11.58)	0:35.41 [5] (0:11.92)	0:23.49 [5] (0:11.48)	0:12.01 [1] (0:12.01)
Average Speed [km/h]	47.4	65.9	64.3	62.5	61.1	62.8	60.1
Top Speed [km/h]	64.3	66.9	65.5	63.9	63.1	64.0	63.4
Avg. Dist. to Rail [m]	3.5	1.3	1.6	1.6	1.5	3.5	3.2
Avg. Stride Freq. [Hz]	2.1	2.3	2.2	2.2	2.2	2.2	2.1
Avg. Stride Length [m]	6.2	8.1	8.1	7.9	7.8	7.8	7.8



- [] Ranking at each section and finish
- .-.- No data available at this section
- NA No data available



Horse/Jockey Name	In Barcelona
Final Rank	2
Fastest Section Time (Section)	0:10.93 (1200m)
Top Speed [km/h] (Section)	67.4 (1200m)
Race State	Finished

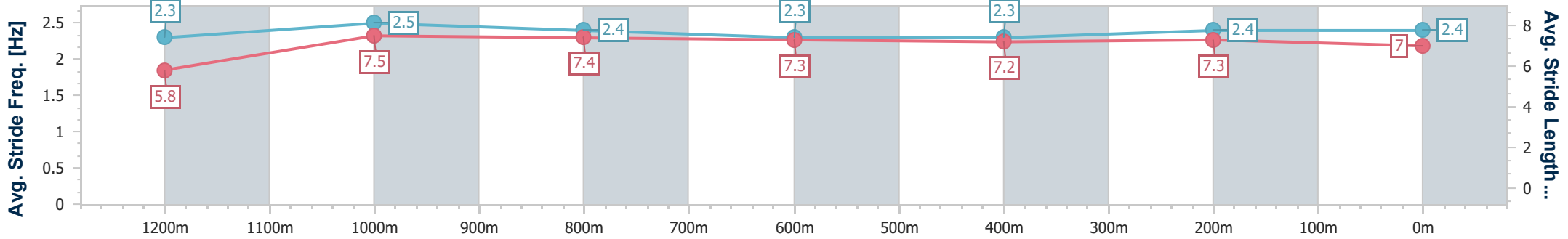
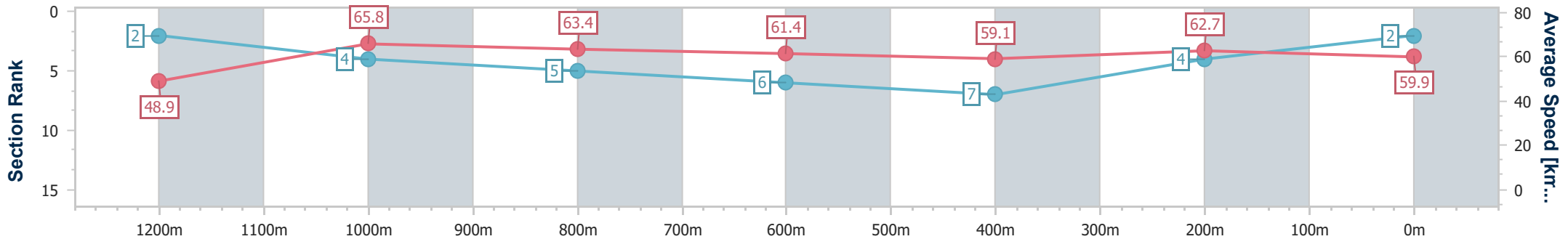


Doomben QLD Professional
Race 9: LADBROKES SAME RACE MULTI BENCHMARK 65
 Handicap - 1350m
 06 March 2024 - 17:12
 Track Rating: Soft 5, Weather: Fine, Rail Position: +9m Entire



BRISBANE
RACING CLUB

Section	Overall	1200m	1000m	800m	600m	400m	200m
Section Times	1:20.77 [2] (0:11.06)	1:09.71 [2] (0:10.93)	0:58.78 [4] (0:11.41)	0:47.37 [5] (0:11.80)	0:35.57 [6] (0:12.08)	0:23.49 [7] (0:11.44)	0:12.05 [4] (0:12.05)
Average Speed [km/h]	48.9	65.8	63.4	61.4	59.1	62.7	59.9
Top Speed [km/h]	65.0	67.4	65.7	62.4	61.5	63.6	61.9
Avg. Dist. to Rail [m]	3.2	0.5	0.8	1.0	0.9	1.0	1.4
Avg. Stride Freq. [Hz]	2.3	2.5	2.4	2.3	2.3	2.4	2.4
Avg. Stride Length [m]	5.8	7.5	7.4	7.3	7.2	7.3	7.0



- [] Ranking at each section and finish
- .-.- No data available at this section
- NA No data available



Horse/Jockey Name	Bid For Fame
Final Rank	3
Fastest Section Time (Section)	0:11.13 (1200m)
Top Speed [km/h] (Section)	65.5 (1200m)
Race State	Finished

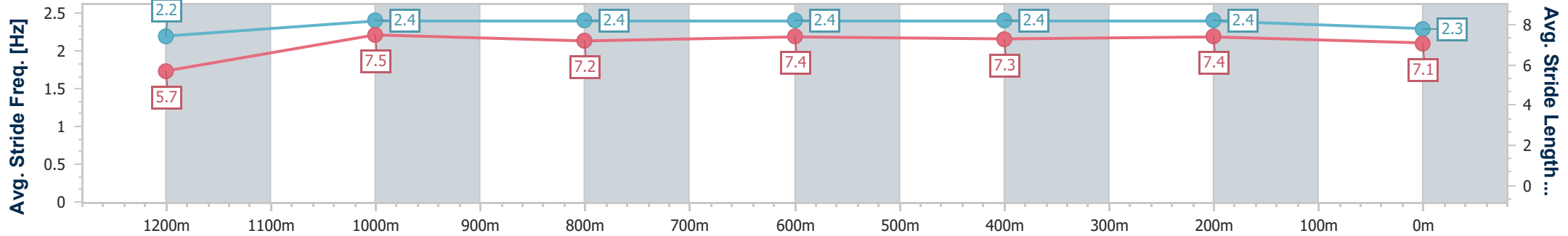
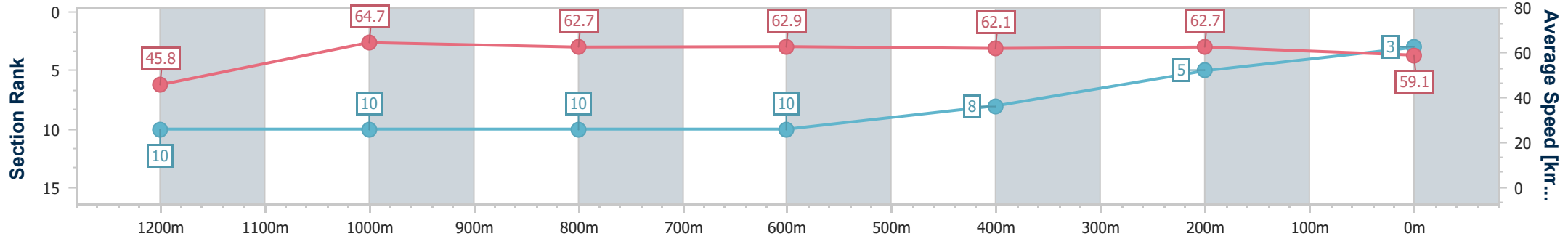


Doomben QLD Professional
Race 9: LADBROKES SAME RACE MULTI BENCHMARK 65
Handicap - 1350m
06 March 2024 - 17:12
Track Rating: Soft 5, Weather: Fine, Rail Position: +9m Entire



BRISBANE
RACING CLUB

Section	Overall	1200m	1000m	800m	600m	400m	200m
Section Times	1:21.00 [3] (0:11.79)	1:09.21 [10] (0:11.13)	0:58.08 [10] (0:11.48)	0:46.60 [10] (0:11.39)	0:35.21 [10] (0:11.50)	0:23.71 [8] (0:11.50)	0:12.21 [5] (0:12.21)
Average Speed [km/h]	45.8	64.7	62.7	62.9	62.1	62.7	59.1
Top Speed [km/h]	63.5	65.5	64.9	64.2	64.0	64.5	61.8
Avg. Dist. to Rail [m]	6.8	1.3	0.8	1.4	1.0	2.4	3.9
Avg. Stride Freq. [Hz]	2.2	2.4	2.4	2.4	2.4	2.4	2.3
Avg. Stride Length [m]	5.7	7.5	7.2	7.4	7.3	7.4	7.1



- [] Ranking at each section and finish
- .-.- No data available at this section
- NA No data available



Horse/Jockey Name	Mister Jonno
Final Rank	4
Fastest Section Time (Section)	0:11.09 (1200m)
Top Speed [km/h] (Section)	66.2 (1200m)
Race State	Finished

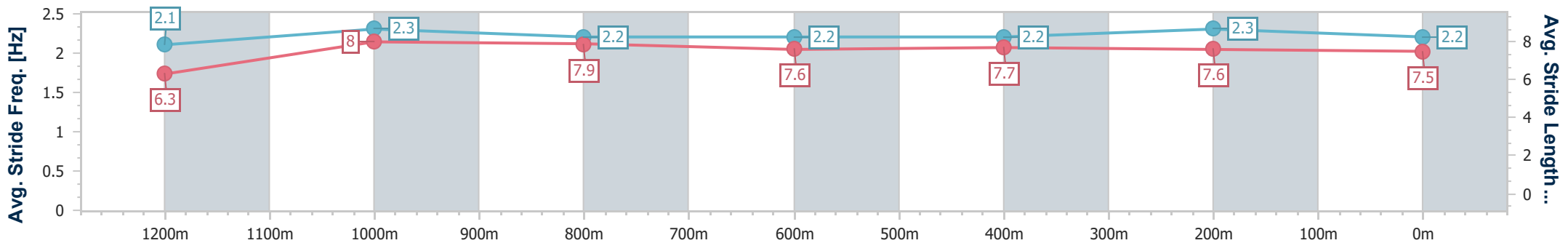
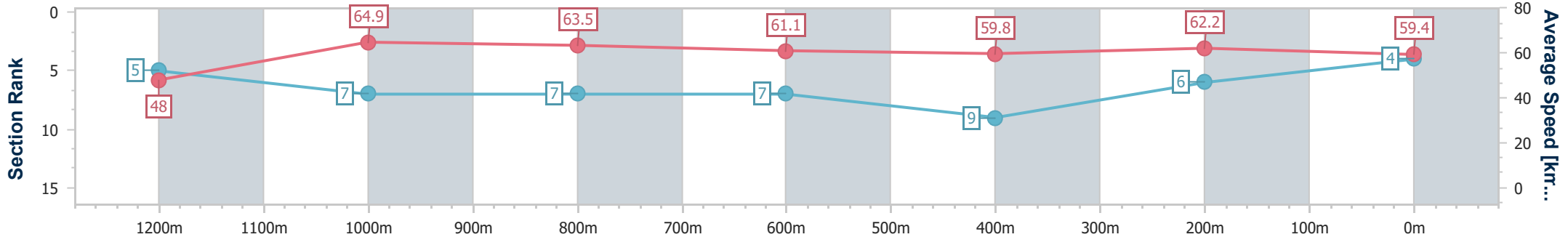


Doomben QLD Professional
Race 9: LADBROKES SAME RACE MULTI BENCHMARK 65
Handicap - 1350m
06 March 2024 - 17:12
Track Rating: Soft 5, Weather: Fine, Rail Position: +9m Entire



BRISBANE
RACING CLUB

Section	Overall	1200m	1000m	800m	600m	400m	200m
Section Times	1:21.04 [4] (0:11.29)	1:09.75 [5] (0:11.09)	0:58.66 [7] (0:11.35)	0:47.31 [7] (0:11.71)	0:35.60 [7] (0:11.92)	0:23.68 [9] (0:11.55)	0:12.13 [6] (0:12.13)
Average Speed [km/h]	48.0	64.9	63.5	61.1	59.8	62.2	59.4
Top Speed [km/h]	63.7	66.2	64.9	63.0	61.6	63.1	61.6
Avg. Dist. to Rail [m]	1.8	0.8	0.5	1.0	2.0	0.9	0.8
Avg. Stride Freq. [Hz]	2.1	2.3	2.2	2.2	2.2	2.3	2.2
Avg. Stride Length [m]	6.3	8.0	7.9	7.6	7.7	7.6	7.5



- [] Ranking at each section and finish
- .-.- No data available at this section
- NA No data available



Horse/Jockey Name	Living Free
Final Rank	5
Fastest Section Time (Section)	0:10.94 (1200m)
Top Speed [km/h] (Section)	66.5 (1200m)
Race State	Finished

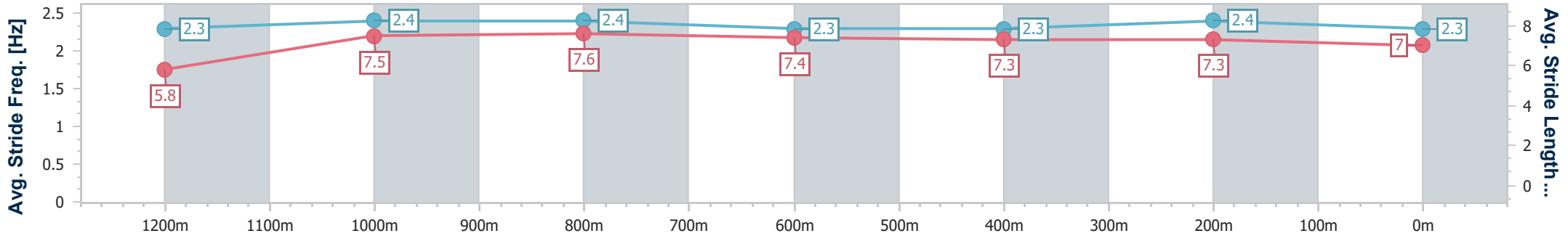
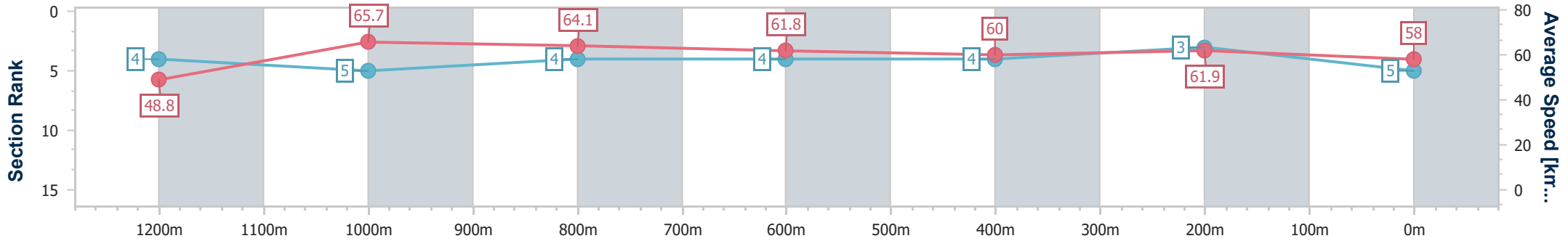


Doomben QLD Professional
Race 9: LADBROKES SAME RACE MULTI BENCHMARK 65
Handicap - 1350m
06 March 2024 - 17:12
Track Rating: Soft 5, Weather: Fine, Rail Position: +9m Entire



BRISBANE
RACING CLUB

Section	Overall	1200m	1000m	800m	600m	400m	200m
Section Times	1:21.05 [5] (0:11.07)	1:09.98 [4] (0:10.94)	0:59.04 [5] (0:11.33)	0:47.71 [4] (0:11.67)	0:36.04 [4] (0:11.98)	0:24.06 [4] (0:11.67)	0:12.39 [3] (0:12.39)
Average Speed [km/h]	48.8	65.7	64.1	61.8	60.0	61.9	58.0
Top Speed [km/h]	65.6	66.5	66.4	63.3	61.1	63.5	61.7
Avg. Dist. to Rail [m]	5.3	2.0	1.8	1.0	0.4	1.7	2.6
Avg. Stride Freq. [Hz]	2.3	2.4	2.4	2.3	2.3	2.4	2.3
Avg. Stride Length [m]	5.8	7.5	7.6	7.4	7.3	7.3	7.0



- [] Ranking at each section and finish
- .-.- No data available at this section
- NA No data available



Horse/Jockey Name	Ma's Epic
Final Rank	6
Fastest Section Time (Section)	0:10.78 (1200m)
Top Speed [km/h] (Section)	69.0 (1200m)
Race State	Finished

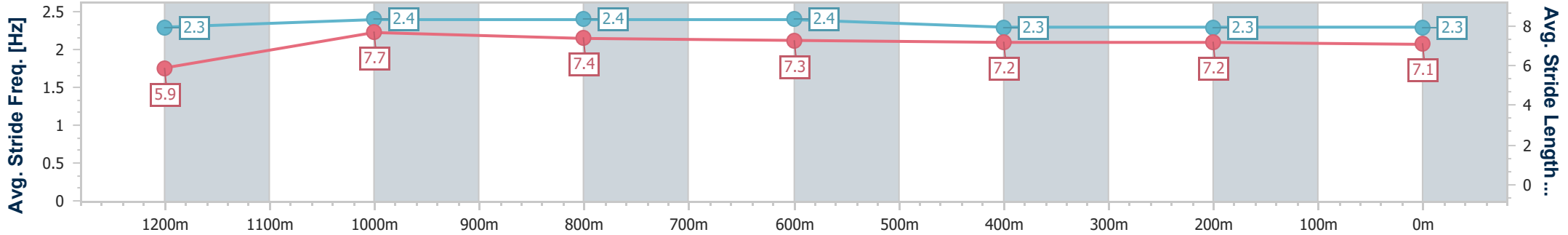
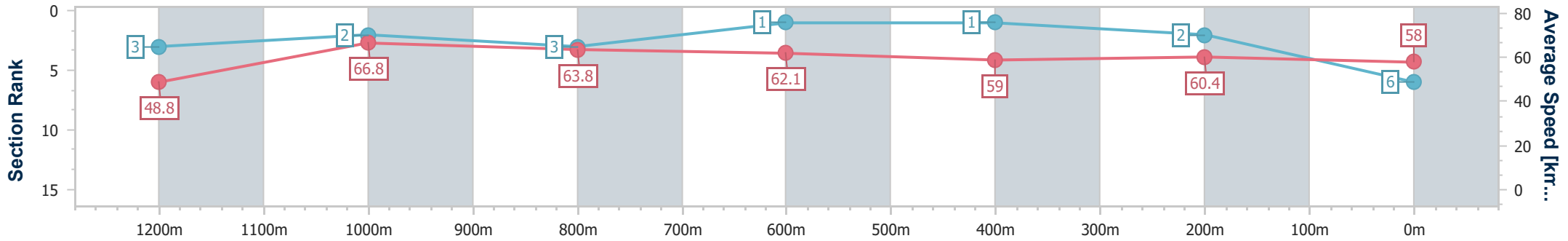


Doomben QLD Professional
Race 9: LADBROKES SAME RACE MULTI BENCHMARK 65
Handicap - 1350m
06 March 2024 - 17:12
Track Rating: Soft 5, Weather: Fine, Rail Position: +9m Entire



BRISBANE
 RACING CLUB

Section	Overall	1200m	1000m	800m	600m	400m	200m
Section Times	1:21.08 [6] (0:11.06)	1:10.02 [3] (0:10.78)	0:59.24 [2] (0:11.29)	0:47.95 [3] (0:11.57)	0:36.38 [1] (0:12.08)	0:24.30 [1] (0:11.86)	0:12.44 [2] (0:12.44)
Average Speed [km/h]	48.8	66.8	63.8	62.1	59.0	60.4	58.0
Top Speed [km/h]	66.0	69.0	65.7	63.5	60.2	62.3	61.1
Avg. Dist. to Rail [m]	8.4	2.6	0.8	0.5	1.4	0.9	0.3
Avg. Stride Freq. [Hz]	2.3	2.4	2.4	2.4	2.3	2.3	2.3
Avg. Stride Length [m]	5.9	7.7	7.4	7.3	7.2	7.2	7.1



- [] Ranking at each section and finish
- .-.- No data available at this section
- NA No data available



Horse/Jockey Name	Dancethenightaway
Final Rank	7
Fastest Section Time (Section)	0:11.26 (1000m)
Top Speed [km/h] (Section)	66.5 (1200m)
Race State	Finished

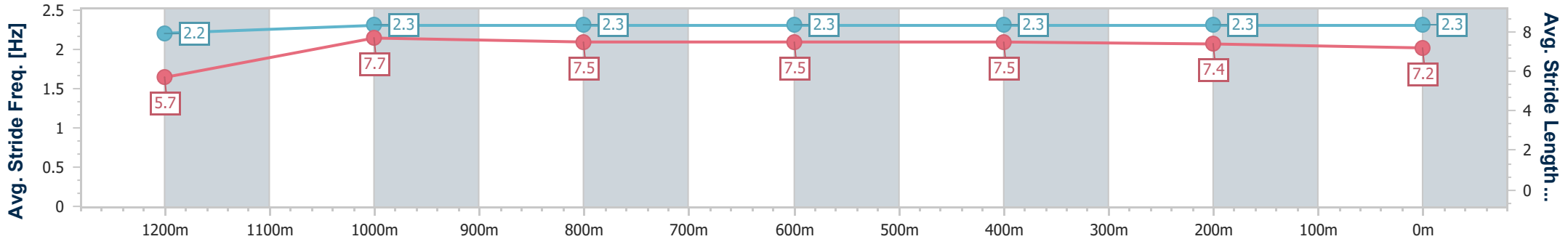
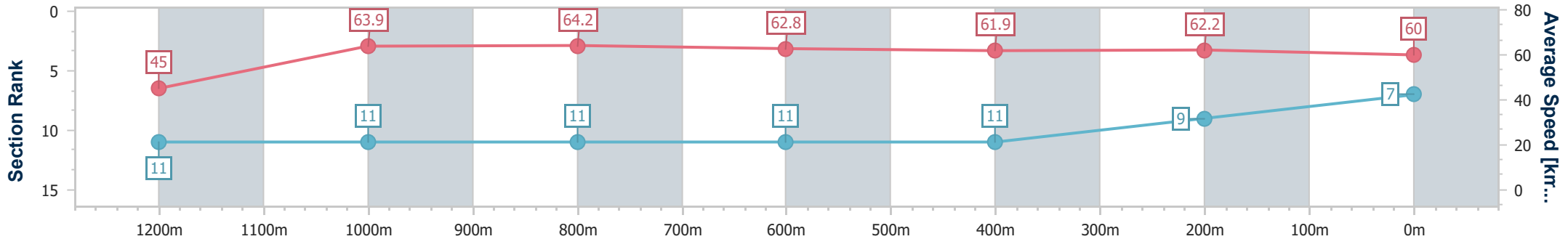


Doomben QLD Professional
Race 9: LADBROKES SAME RACE MULTI BENCHMARK 65
Handicap - 1350m
06 March 2024 - 17:12
Track Rating: Soft 5, Weather: Fine, Rail Position: +9m Entire



BRISBANE
RACING CLUB

Section	Overall	1200m	1000m	800m	600m	400m	200m
Section Times	1:21.25 [7] (0:12.04)	1:09.21 [11] (0:11.27)	0:57.94 [11] (0:11.26)	0:46.68 [11] (0:11.46)	0:35.22 [11] (0:11.65)	0:23.57 [11] (0:11.56)	0:12.01 [9] (0:12.01)
Average Speed [km/h]	45.0	63.9	64.2	62.8	61.9	62.2	60.0
Top Speed [km/h]	60.6	66.5	66.1	64.0	63.1	63.7	61.5
Avg. Dist. to Rail [m]	7.6	1.4	1.0	0.7	0.2	1.4	3.0
Avg. Stride Freq. [Hz]	2.2	2.3	2.3	2.3	2.3	2.3	2.3
Avg. Stride Length [m]	5.7	7.7	7.5	7.5	7.5	7.4	7.2



- [] Ranking at each section and finish
- .-.- No data available at this section
- NA No data available



Horse/Jockey Name	Ludovisi
Final Rank	8
Fastest Section Time (Section)	0:11.12 (1200m)
Top Speed [km/h] (Section)	65.5 (1200m)
Race State	Finished

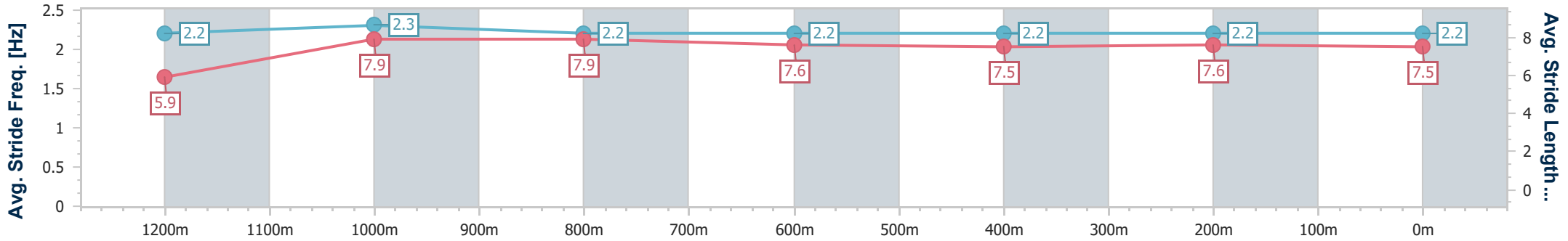
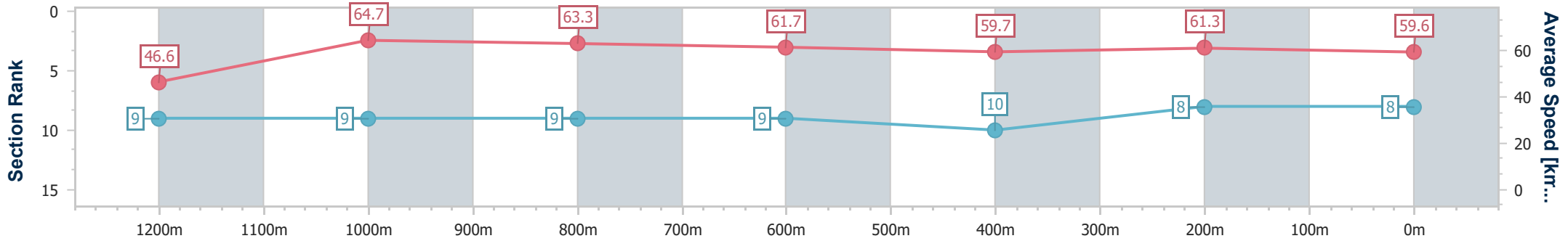


Doomben QLD Professional
Race 9: LADBROKES SAME RACE MULTI BENCHMARK 65
Handicap - 1350m
06 March 2024 - 17:12
Track Rating: Soft 5, Weather: Fine, Rail Position: +9m Entire



BRISBANE
RACING CLUB

Section	Overall	1200m	1000m	800m	600m	400m	200m
Section Times	1:21.30 [8] (0:11.56)	1:09.74 [9] (0:11.12)	0:58.62 [9] (0:11.36)	0:47.26 [9] (0:11.61)	0:35.65 [9] (0:11.89)	0:23.76 [10] (0:11.68)	0:12.08 [8] (0:12.08)
Average Speed [km/h]	46.6	64.7	63.3	61.7	59.7	61.3	59.6
Top Speed [km/h]	63.5	65.5	64.7	62.9	62.3	62.4	61.4
Avg. Dist. to Rail [m]	1.7	0.4	0.6	1.6	2.0	1.8	2.2
Avg. Stride Freq. [Hz]	2.2	2.3	2.2	2.2	2.2	2.2	2.2
Avg. Stride Length [m]	5.9	7.9	7.9	7.6	7.5	7.6	7.5



- [] Ranking at each section and finish
- .-.- No data available at this section
- NA No data available



Horse/Jockey Name	Roconono
Final Rank	9
Fastest Section Time (Section)	0:10.98 (1200m)
Top Speed [km/h] (Section)	67.4 (1200m)
Race State	Finished

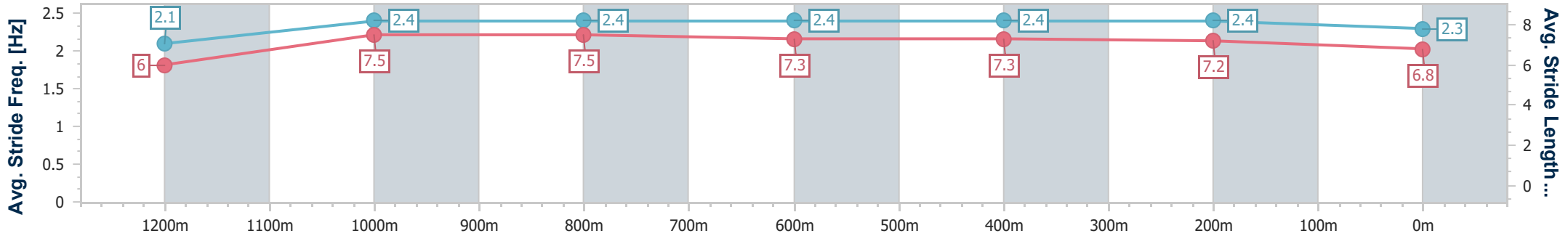
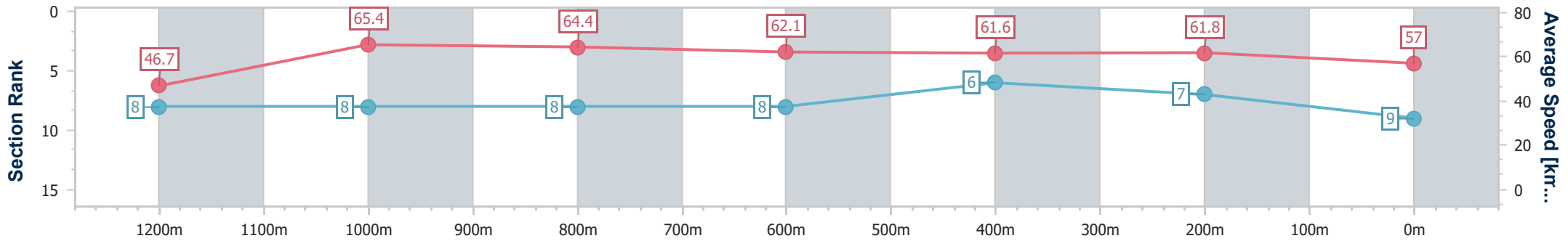


Doomben QLD Professional
Race 9: LADBROKES SAME RACE MULTI BENCHMARK 65
Handicap - 1350m
06 March 2024 - 17:12
Track Rating: Soft 5, Weather: Fine, Rail Position: +9m Entire



BRISBANE
RACING CLUB

Section	Overall	1200m	1000m	800m	600m	400m	200m
Section Times	1:21.58 [9] (0:11.55)	1:10.03 [8] (0:10.98)	0:59.05 [8] (0:11.29)	0:47.76 [8] (0:11.65)	0:36.11 [8] (0:11.79)	0:24.32 [6] (0:11.68)	0:12.64 [7] (0:12.64)
Average Speed [km/h]	46.7	65.4	64.4	62.1	61.6	61.8	57.0
Top Speed [km/h]	62.1	67.4	65.4	63.8	63.5	63.6	60.0
Avg. Dist. to Rail [m]	5.3	2.7	2.5	1.4	1.2	3.9	4.6
Avg. Stride Freq. [Hz]	2.1	2.4	2.4	2.4	2.4	2.4	2.3
Avg. Stride Length [m]	6.0	7.5	7.5	7.3	7.3	7.2	6.8



- [] Ranking at each section and finish
- .-.- No data available at this section
- NA No data available



Horse/Jockey Name	Vantan Express
Final Rank	10
Fastest Section Time (Section)	0:10.85 (1200m)
Top Speed [km/h] (Section)	67.6 (1200m)
Race State	Finished

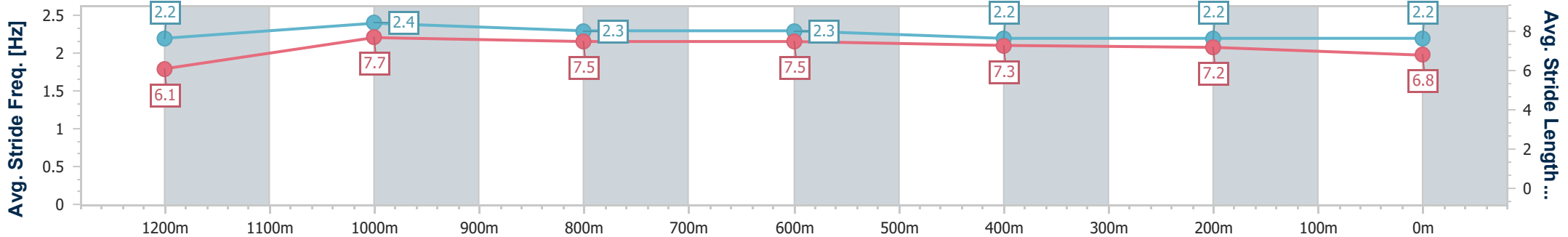
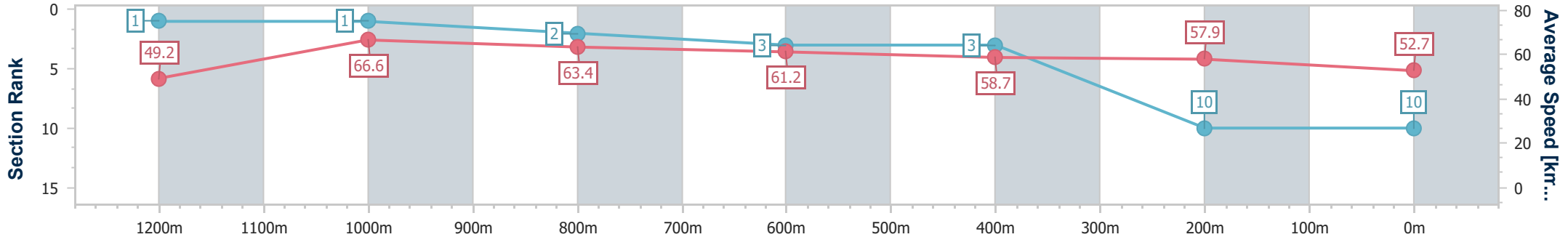


Doomben QLD Professional
Race 9: LADBROKES SAME RACE MULTI BENCHMARK 65
Handicap - 1350m
06 March 2024 - 17:12
Track Rating: Soft 5, Weather: Fine, Rail Position: +9m Entire



BRISBANE
RACING CLUB

Section	Overall	1200m	1000m	800m	600m	400m	200m
Section Times	1:23.00 [10] (0:10.93)	1:12.07 [1] (0:10.85)	1:01.22 [1] (0:11.33)	0:49.89 [2] (0:11.71)	0:38.18 [3] (0:12.16)	0:26.02 [3] (0:12.38)	0:13.64 [10] (0:13.64)
Average Speed [km/h]	49.2	66.6	63.4	61.2	58.7	57.9	52.7
Top Speed [km/h]	67.4	67.6	65.6	62.2	59.6	59.4	57.3
Avg. Dist. to Rail [m]	5.2	1.0	0.5	0.8	1.4	0.9	0.8
Avg. Stride Freq. [Hz]	2.2	2.4	2.3	2.3	2.2	2.2	2.2
Avg. Stride Length [m]	6.1	7.7	7.5	7.5	7.3	7.2	6.8



- [] Ranking at each section and finish
- .-.- No data available at this section
- NA No data available



Horse/Jockey Name	High Plateau
Final Rank	11
Fastest Section Time (Section)	0:10.51 (1200m)
Top Speed [km/h] (Section)	69.7 (1200m)
Race State	Finished

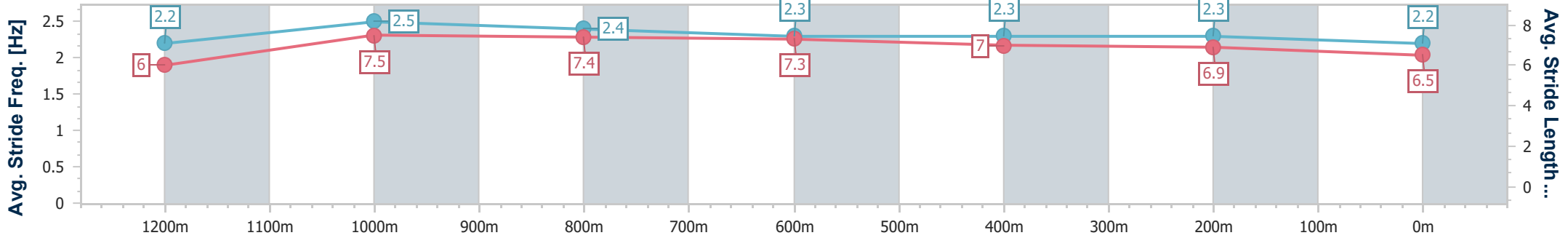
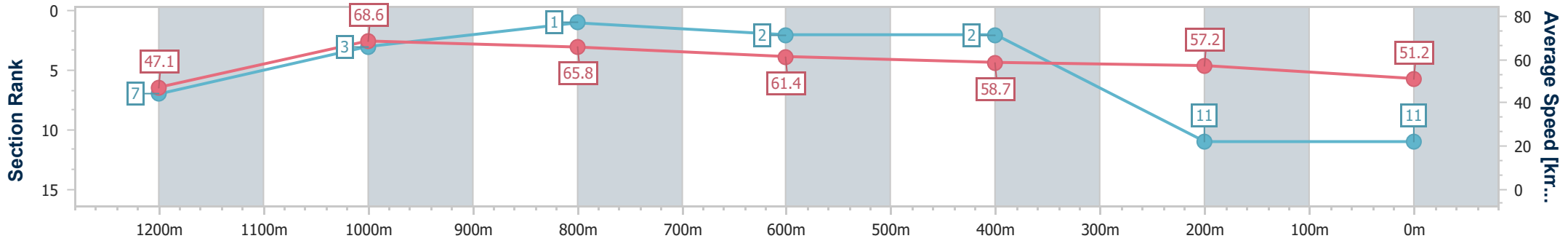


Doomben QLD Professional
Race 9: LADBROKES SAME RACE MULTI BENCHMARK 65
Handicap - 1350m
06 March 2024 - 17:12
Track Rating: Soft 5, Weather: Fine, Rail Position: +9m Entire



BRISBANE
RACING CLUB

Section	Overall	1200m	1000m	800m	600m	400m	200m
Section Times	1:23.42 [11] (0:11.42)	1:12.00 [7] (0:10.51)	1:01.49 [3] (0:11.01)	0:50.48 [1] (0:11.78)	0:38.70 [2] (0:12.17)	0:26.53 [2] (0:12.50)	0:14.03 [11] (0:14.03)
Average Speed [km/h]	47.1	68.6	65.8	61.4	58.7	57.2	51.2
Top Speed [km/h]	67.0	69.7	69.0	63.6	60.6	58.7	55.2
Avg. Dist. to Rail [m]	6.1	3.3	2.6	0.7	1.5	1.9	1.3
Avg. Stride Freq. [Hz]	2.2	2.5	2.4	2.3	2.3	2.3	2.2
Avg. Stride Length [m]	6.0	7.5	7.4	7.3	7.0	6.9	6.5



- [] Ranking at each section and finish
- .-.- No data available at this section
- NA No data available