



Doomben QLD Professional

Race 6: XXXX GOLD Class 5 Handicap - 1200m

06 March 2024 - 15:24



BRISBANE
RACING CLUB

Track Rating: Soft 5, Weather: Fine, Rail Position: +9m

| Section | | Overall | 1000m | 800m | 600m | 400m | 200m | Last 600m | | | | | |
|-------------|----------------------------------|----------------------|----------------------|----------------------|--------------------------|--------------------------|--------------------------|--------------------------|--------------------------|--------------------------|---------|------------------------|----|
| Field Times | | 1:09.85 (0:13.32) | 0:56.53 (0:11.01) | 0:45.52 (0:11.39) | 0:34.13 (0:11.44) | 0:22.69 (0:11.02) | 0:11.67 (0:11.67) | 0:34.13 | | | | | |
| Rank | TAB Horse/Jockey | Barrier | Top Speed [km/h] | Fastest Section | | | | | | | Margin | Distance Travelled [m] | |
| 1 | 2 BUBBA'S BAY Bailey Wheeler | 2 | 67.9 | 0:10.95 | 1:09.85 [1] (0:13.43) | 0:56.42 [2] (0:11.05) | 0:45.37 [2] (0:11.34) | 0:34.03 [2] (0:11.41) | 0:22.62 [2] (0:10.95) | 0:11.67 [1] (0:11.67) | 1:09.85 | 0:34.03 | |
| 2 | 4 GODFATHER James Orman | 4 | 67.2 | 0:11.03 | 1:10.42 [2] (0:13.61) | 0:56.81 [4] (0:11.03) | 0:45.78 [4] (0:11.37) | 0:34.41 [4] (0:11.38) | 0:23.03 [4] (0:11.11) | 0:11.92 [3] (0:11.92) | 3.37L | 0:34.41 | -7 |
| 3 | 6 EN POINTE Robbie Dolan | 6 | 67.5 | 0:11.03 | 1:10.45 [3] (0:13.61) | 0:56.84 [3] (0:11.03) | 0:45.81 [5] (0:11.47) | 0:34.34 [5] (0:11.40) | 0:22.94 [6] (0:11.19) | 0:11.75 [6] (0:11.75) | 3.55L | 0:34.34 | -1 |
| 4 | 10 CHILLIWACK Jake Bayliss | 10 | 67.5 | 0:10.92 | 1:10.49 [4] (0:13.86) | 0:56.63 [7] (0:10.92) | 0:45.71 [6] (0:11.42) | 0:34.29 [6] (0:11.29) | 0:23.00 [5] (0:11.20) | 0:11.80 [5] (0:11.80) | 3.79L | 0:34.29 | -1 |
| 5 | 8 IT'S GERRY Samantha Collett | 8 | 68.0 | 0:11.01 | 1:10.57 [5] (0:13.32) | 0:57.25 [1] (0:11.01) | 0:46.24 [1] (0:11.39) | 0:34.85 [1] (0:11.44) | 0:23.41 [1] (0:11.19) | 0:12.22 [2] (0:12.22) | 4.25L | 0:34.85 | -4 |
| 6 | 3 BOWRIDER Cejay Graham | 3 | 67.7 | 0:10.80 | 1:10.65 [6] (0:13.82) | 0:56.83 [5] (0:10.80) | 0:46.03 [3] (0:11.23) | 0:34.80 [3] (0:11.38) | 0:23.42 [3] (0:11.28) | 0:12.14 [4] (0:12.14) | 4.72L | 0:34.80 | -3 |
| 7 | 5 IRING Anthony Allen | 5 | 67.7 | 0:11.00 | 1:10.74 [7] (0:13.86) | 0:56.88 [6] (0:11.00) | 0:45.88 [7] (0:11.41) | 0:34.47 [7] (0:11.34) | 0:23.13 [8] (0:11.16) | 0:11.97 [7] (0:11.97) | 5.24L | 0:34.47 | -3 |
| 8 | 7 SCOTTISH PRINCE Jim Byrne | 7 | 68.1 | 0:10.83 | 1:10.93 [8] (0:14.23) | 0:56.70 [8] (0:10.83) | 0:45.87 [8] (0:11.28) | 0:34.59 [8] (0:11.25) | 0:23.34 [7] (0:11.35) | 0:11.99 [8] (0:11.99) | 6.33L | 0:34.59 | -2 |

Scratched: Perseids (#1), Piece Of Turf (#9)

[] Ranking at each section and finish
 -:-:- No data available at this section
 NA No data available

SCN Saddle cloth number
 DNF Did not finish
 DNT Did not track



| | |
|--------------------------------|----------------|
| Horse/Jockey Name | Bubba's Bay |
| Final Rank | 1 |
| Fastest Section Time (Section) | 0:10.95 (400m) |
| Top Speed [km/h] (Section) | 67.9 (Overall) |
| Race State | Finished |



Doomben QLD Professional

Race 6: XXXX GOLD Class 5 Handicap - 1200m

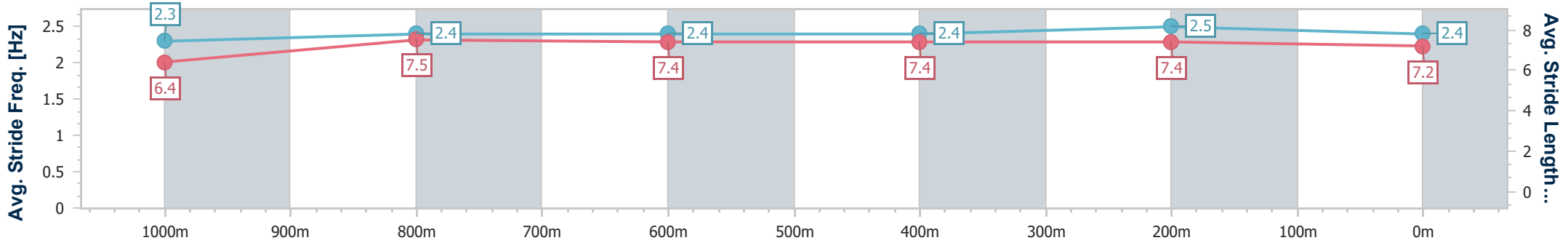
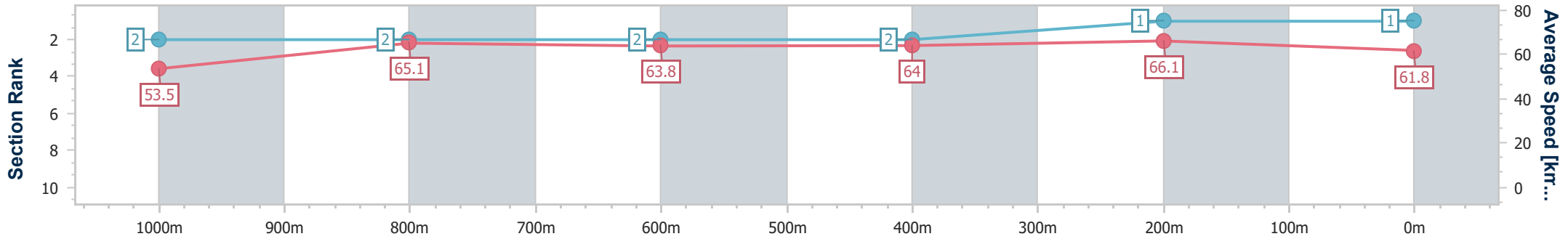
06 March 2024 - 15:24

Track Rating: Soft 5, Weather: Fine, Rail Position: +9m



BRISBANE RACING CLUB

| Section | Overall | 1000m | 800m | 600m | 400m | 200m |
|------------------------|--------------------------|--------------------------|--------------------------|--------------------------|--------------------------|--------------------------|
| Section Times | 1:09.85 [1] (0:13.43) | 0:56.42 [2] (0:11.05) | 0:45.37 [2] (0:11.34) | 0:34.03 [2] (0:11.41) | 0:22.62 [2] (0:10.95) | 0:11.67 [1] (0:11.67) |
| Average Speed [km/h] | 53.5 | 65.1 | 63.8 | 64.0 | 66.1 | 61.8 |
| Top Speed [km/h] | 67.9 | 66.5 | 64.8 | 65.4 | 67.3 | 65.3 |
| Avg. Dist. to Rail [m] | 2.9 | 0.3 | 1.0 | 2.9 | 2.6 | 1.2 |
| Avg. Stride Freq. [Hz] | 2.3 | 2.4 | 2.4 | 2.4 | 2.5 | 2.4 |
| Avg. Stride Length [m] | 6.4 | 7.5 | 7.4 | 7.4 | 7.4 | 7.2 |



- [] Ranking at each section and finish
- .-.- No data available at this section
- NA No data available



| | |
|--------------------------------|-----------------|
| Horse/Jockey Name | Godfather |
| Final Rank | 2 |
| Fastest Section Time (Section) | 0:11.03 (1000m) |
| Top Speed [km/h] (Section) | 67.2 (1000m) |
| Race State | Finished |



Doomben QLD Professional

Race 6: XXXX GOLD Class 5 Handicap - 1200m

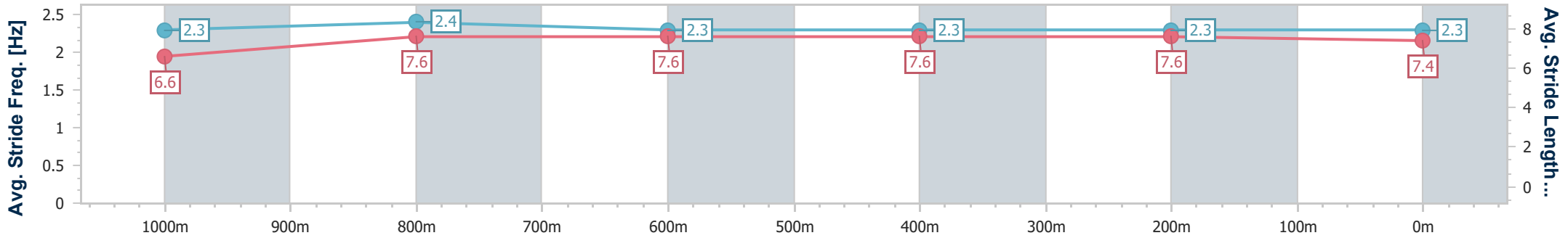
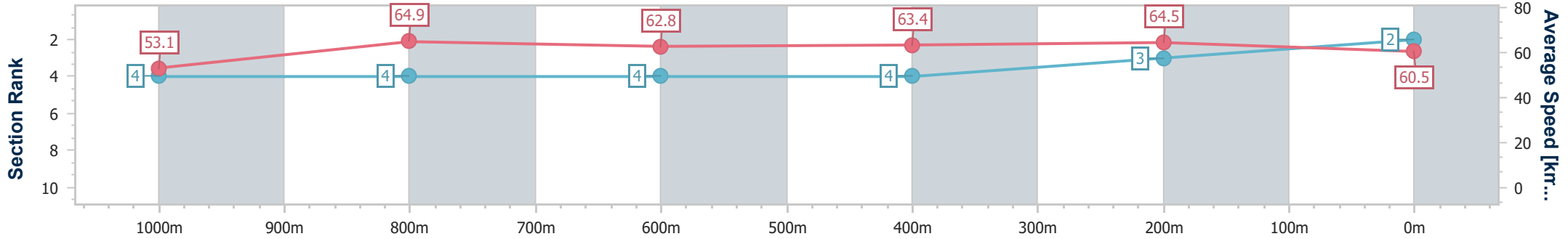
06 March 2024 - 15:24

Track Rating: Soft 5, Weather: Fine, Rail Position: +9m



BRISBANE RACING CLUB

| Section | Overall | 1000m | 800m | 600m | 400m | 200m |
|------------------------|--------------------------|--------------------------|--------------------------|--------------------------|--------------------------|--------------------------|
| Section Times | 1:10.42 [2] (0:13.61) | 0:56.81 [4] (0:11.03) | 0:45.78 [4] (0:11.37) | 0:34.41 [4] (0:11.38) | 0:23.03 [4] (0:11.11) | 0:11.92 [3] (0:11.92) |
| Average Speed [km/h] | 53.1 | 64.9 | 62.8 | 63.4 | 64.5 | 60.5 |
| Top Speed [km/h] | 67.1 | 67.2 | 63.7 | 63.9 | 65.7 | 63.4 |
| Avg. Dist. to Rail [m] | 1.9 | 1.0 | 1.4 | 0.5 | 0.7 | 0.4 |
| Avg. Stride Freq. [Hz] | 2.3 | 2.4 | 2.3 | 2.3 | 2.3 | 2.3 |
| Avg. Stride Length [m] | 6.6 | 7.6 | 7.6 | 7.6 | 7.6 | 7.4 |



- [] Ranking at each section and finish
- .-.- No data available at this section
- NA No data available



| | |
|--------------------------------|-----------------|
| Horse/Jockey Name | En Pointe |
| Final Rank | 3 |
| Fastest Section Time (Section) | 0:11.03 (1000m) |
| Top Speed [km/h] (Section) | 67.5 (1000m) |
| Race State | Finished |



Doomben QLD Professional

Race 6: XXXX GOLD Class 5 Handicap - 1200m

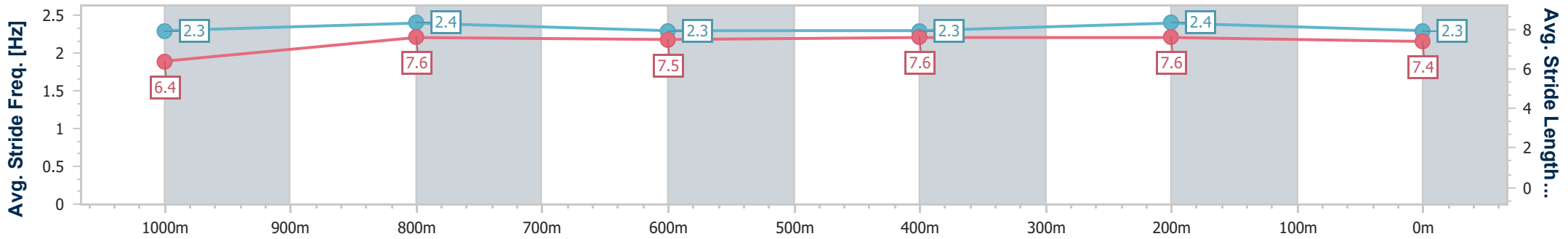
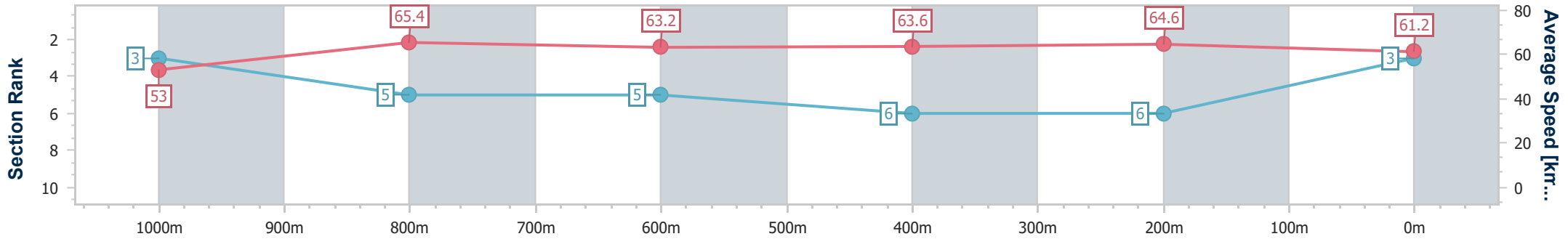
06 March 2024 - 15:24

Track Rating: Soft 5, Weather: Fine, Rail Position: +9m



BRISBANE RACING CLUB

| Section | Overall | 1000m | 800m | 600m | 400m | 200m |
|------------------------|--------------------------|--------------------------|--------------------------|--------------------------|--------------------------|--------------------------|
| Section Times | 1:10.45 [3] (0:13.61) | 0:56.84 [3] (0:11.03) | 0:45.81 [5] (0:11.47) | 0:34.34 [5] (0:11.40) | 0:22.94 [6] (0:11.19) | 0:11.75 [6] (0:11.75) |
| Average Speed [km/h] | 53.0 | 65.4 | 63.2 | 63.6 | 64.6 | 61.2 |
| Top Speed [km/h] | 67.3 | 67.5 | 63.5 | 63.6 | 66.3 | 63.8 |
| Avg. Dist. to Rail [m] | 4.2 | 1.2 | 1.3 | 1.1 | 2.5 | 2.0 |
| Avg. Stride Freq. [Hz] | 2.3 | 2.4 | 2.3 | 2.3 | 2.4 | 2.3 |
| Avg. Stride Length [m] | 6.4 | 7.6 | 7.5 | 7.6 | 7.6 | 7.4 |



- [] Ranking at each section and finish
- .-.- No data available at this section
- NA No data available



| | |
|--------------------------------|-----------------|
| Horse/Jockey Name | Chilliwack |
| Final Rank | 4 |
| Fastest Section Time (Section) | 0:10.92 (1000m) |
| Top Speed [km/h] (Section) | 67.5 (1000m) |
| Race State | Finished |



Doomben QLD Professional

Race 6: XXXX GOLD Class 5 Handicap - 1200m

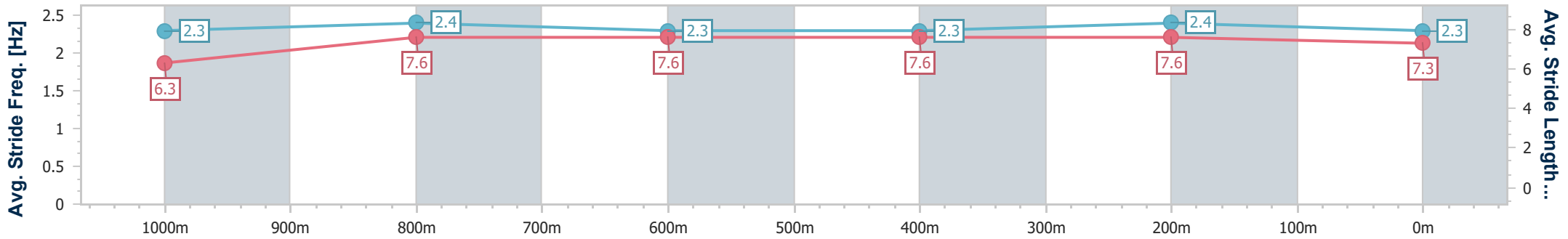
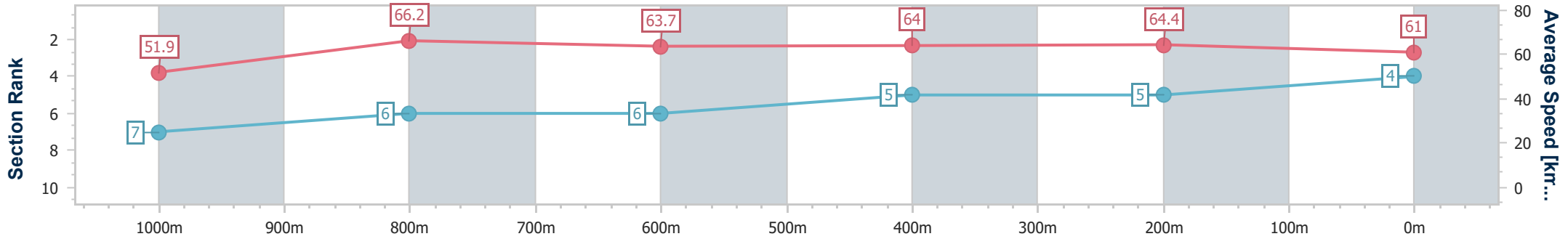
06 March 2024 - 15:24

Track Rating: Soft 5, Weather: Fine, Rail Position: +9m



BRISBANE RACING CLUB

| Section | Overall | 1000m | 800m | 600m | 400m | 200m |
|------------------------|--------------------------|--------------------------|--------------------------|--------------------------|--------------------------|--------------------------|
| Section Times | 1:10.49 [4] (0:13.86) | 0:56.63 [7] (0:10.92) | 0:45.71 [6] (0:11.42) | 0:34.29 [6] (0:11.29) | 0:23.00 [5] (0:11.20) | 0:11.80 [5] (0:11.80) |
| Average Speed [km/h] | 51.9 | 66.2 | 63.7 | 64.0 | 64.4 | 61.0 |
| Top Speed [km/h] | 67.1 | 67.5 | 65.6 | 65.5 | 65.6 | 63.7 |
| Avg. Dist. to Rail [m] | 2.7 | 1.7 | 2.2 | 0.8 | 1.5 | 2.0 |
| Avg. Stride Freq. [Hz] | 2.3 | 2.4 | 2.3 | 2.3 | 2.4 | 2.3 |
| Avg. Stride Length [m] | 6.3 | 7.6 | 7.6 | 7.6 | 7.6 | 7.3 |



- [] Ranking at each section and finish
- .-.- No data available at this section
- NA No data available



| | |
|--------------------------------|-----------------|
| Horse/Jockey Name | It's Gerry |
| Final Rank | 5 |
| Fastest Section Time (Section) | 0:11.01 (1000m) |
| Top Speed [km/h] (Section) | 68.0 (1000m) |
| Race State | Finished |



Doomben QLD Professional

Race 6: XXXX GOLD Class 5 Handicap - 1200m

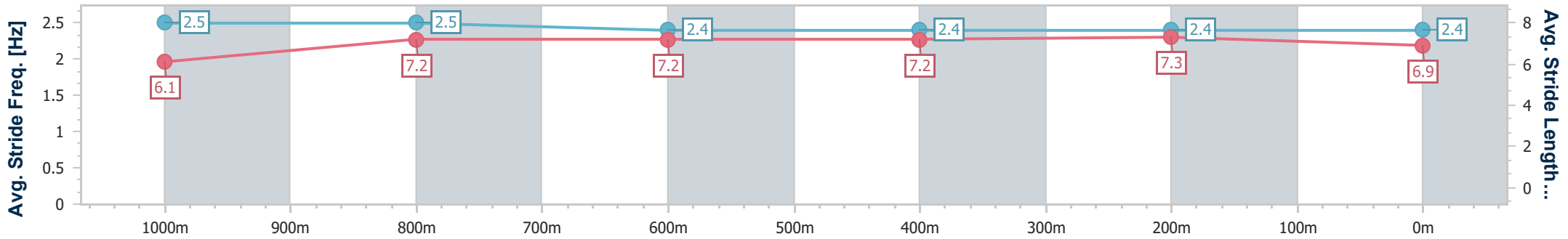
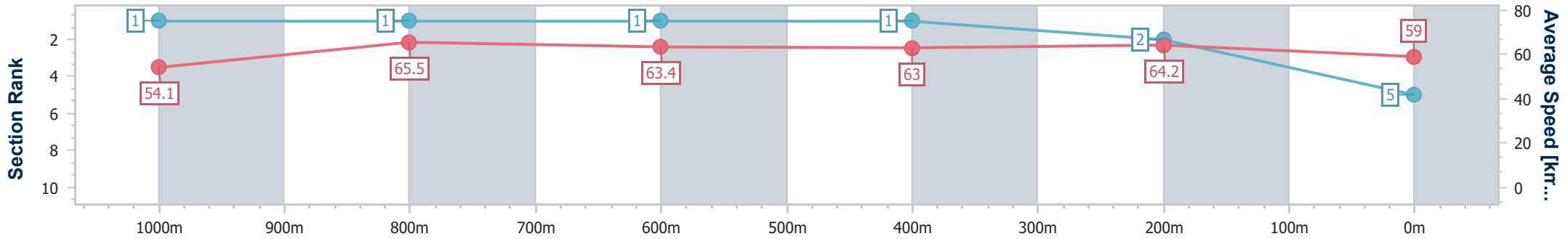
06 March 2024 - 15:24

Track Rating: Soft 5, Weather: Fine, Rail Position: +9m



BRISBANE RACING CLUB

| Section | Overall | 1000m | 800m | 600m | 400m | 200m |
|------------------------|--------------------------|--------------------------|--------------------------|--------------------------|--------------------------|--------------------------|
| Section Times | 1:10.57 [5] (0:13.32) | 0:57.25 [1] (0:11.01) | 0:46.24 [1] (0:11.39) | 0:34.85 [1] (0:11.44) | 0:23.41 [1] (0:11.19) | 0:12.22 [2] (0:12.22) |
| Average Speed [km/h] | 54.1 | 65.5 | 63.4 | 63.0 | 64.2 | 59.0 |
| Top Speed [km/h] | 67.9 | 68.0 | 63.6 | 63.5 | 66.6 | 61.9 |
| Avg. Dist. to Rail [m] | 0.6 | 1.2 | 0.7 | 0.5 | 0.8 | 1.6 |
| Avg. Stride Freq. [Hz] | 2.5 | 2.5 | 2.4 | 2.4 | 2.4 | 2.4 |
| Avg. Stride Length [m] | 6.1 | 7.2 | 7.2 | 7.2 | 7.3 | 6.9 |



- [] Ranking at each section and finish
- .-.- No data available at this section
- NA No data available



| | |
|--------------------------------|-----------------|
| Horse/Jockey Name | Bowrider |
| Final Rank | 6 |
| Fastest Section Time (Section) | 0:10.80 (1000m) |
| Top Speed [km/h] (Section) | 67.7 (1000m) |
| Race State | Finished |



Doomben QLD Professional

Race 6: XXXX GOLD Class 5 Handicap - 1200m

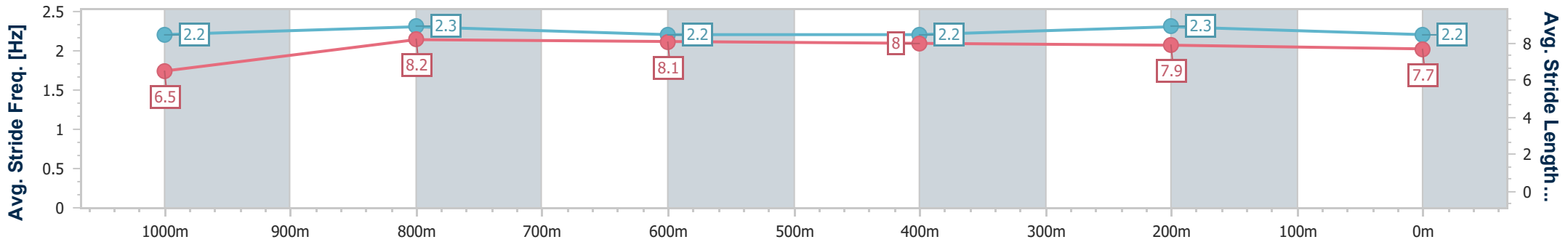
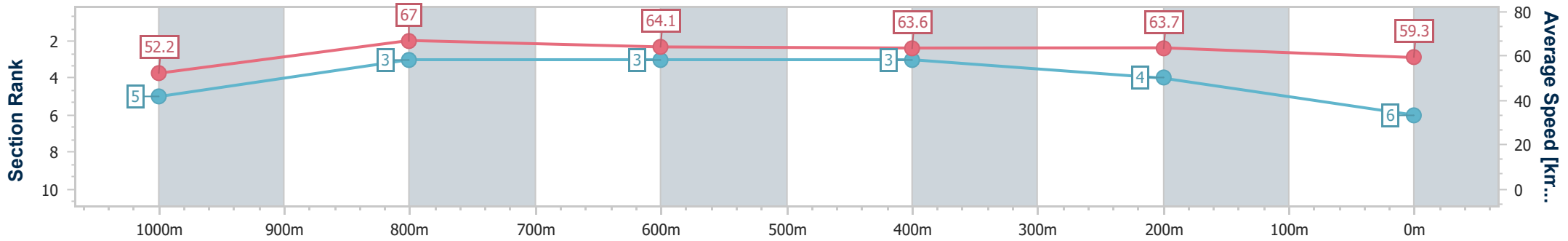
06 March 2024 - 15:24

Track Rating: Soft 5, Weather: Fine, Rail Position: +9m



BRISBANE RACING CLUB

| Section | Overall | 1000m | 800m | 600m | 400m | 200m |
|------------------------|--------------------------|--------------------------|--------------------------|--------------------------|--------------------------|-------------|
| Section Times | 1:10.65 [6] (0:13.82) | 0:56.83 [5] (0:10.80) | 0:46.03 [3] (0:11.23) | 0:34.80 [3] (0:11.38) | 0:23.42 [3] (0:11.28) | 0:12.14 [4] |
| Average Speed [km/h] | 52.2 | 67.0 | 64.1 | 63.6 | 63.7 | 59.3 |
| Top Speed [km/h] | 67.3 | 67.7 | 65.2 | 64.0 | 65.5 | 62.8 |
| Avg. Dist. to Rail [m] | 5.2 | 1.7 | 0.5 | 0.6 | 1.4 | 0.9 |
| Avg. Stride Freq. [Hz] | 2.2 | 2.3 | 2.2 | 2.2 | 2.3 | 2.2 |
| Avg. Stride Length [m] | 6.5 | 8.2 | 8.1 | 8.0 | 7.9 | 7.7 |



- [] Ranking at each section and finish
- .-.- No data available at this section
- NA No data available



| | |
|--------------------------------|-----------------|
| Horse/Jockey Name | Iring |
| Final Rank | 7 |
| Fastest Section Time (Section) | 0:11.00 (1000m) |
| Top Speed [km/h] (Section) | 67.7 (1000m) |
| Race State | Finished |



Doomben QLD Professional

Race 6: XXXX GOLD Class 5 Handicap - 1200m

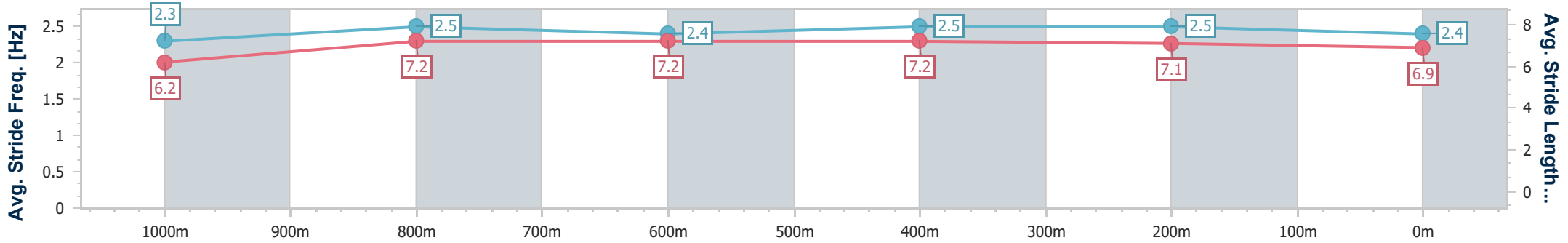
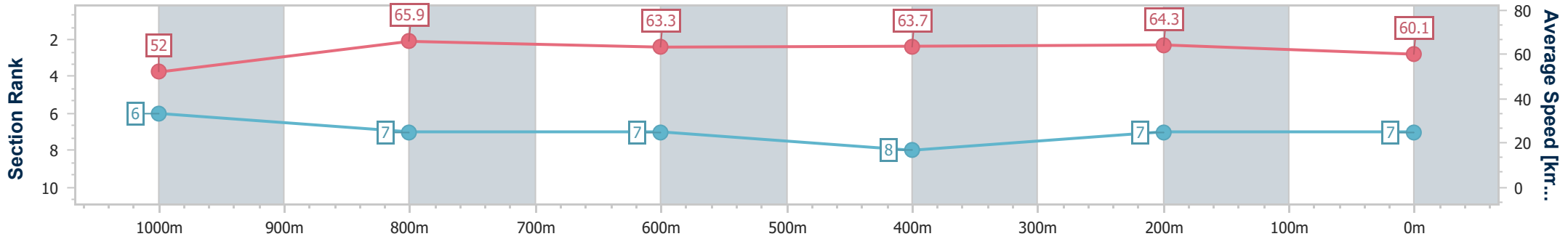
06 March 2024 - 15:24

Track Rating: Soft 5, Weather: Fine, Rail Position: +9m



BRISBANE RACING CLUB

| Section | Overall | 1000m | 800m | 600m | 400m | 200m |
|------------------------|--------------------------|--------------------------|--------------------------|--------------------------|--------------------------|--------------------------|
| Section Times | 1:10.74 [7] (0:13.86) | 0:56.88 [6] (0:11.00) | 0:45.88 [7] (0:11.41) | 0:34.47 [7] (0:11.34) | 0:23.13 [8] (0:11.16) | 0:11.97 [7] (0:11.97) |
| Average Speed [km/h] | 52.0 | 65.9 | 63.3 | 63.7 | 64.3 | 60.1 |
| Top Speed [km/h] | 66.7 | 67.7 | 64.1 | 64.1 | 65.1 | 64.0 |
| Avg. Dist. to Rail [m] | 0.7 | 1.4 | 0.9 | 0.8 | 1.0 | 2.3 |
| Avg. Stride Freq. [Hz] | 2.3 | 2.5 | 2.4 | 2.5 | 2.5 | 2.4 |
| Avg. Stride Length [m] | 6.2 | 7.2 | 7.2 | 7.2 | 7.1 | 6.9 |



- [] Ranking at each section and finish
- .-.- No data available at this section
- NA No data available



| | |
|--------------------------------|-----------------|
| Horse/Jockey Name | Scottish Prince |
| Final Rank | 8 |
| Fastest Section Time (Section) | 0:10.83 (1000m) |
| Top Speed [km/h] (Section) | 68.1 (1000m) |
| Race State | Finished |



Doomben QLD Professional

Race 6: XXXX GOLD Class 5 Handicap - 1200m

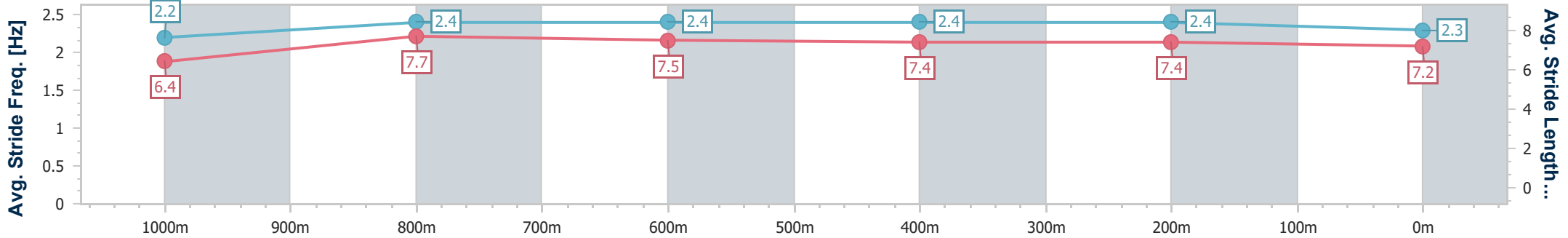
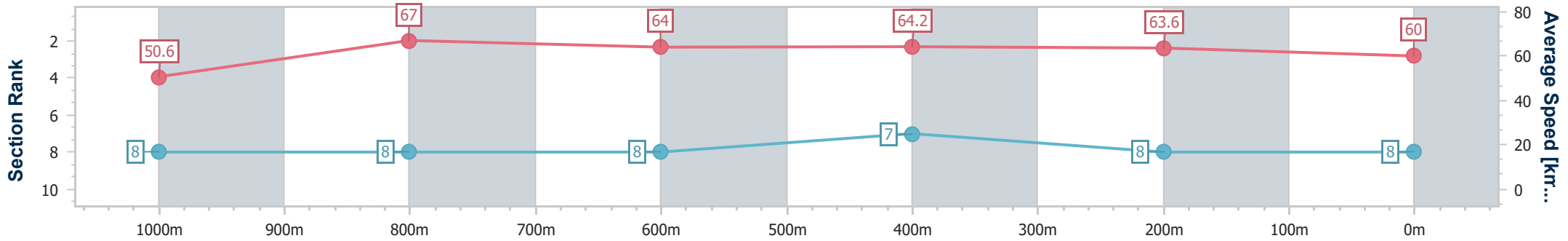
06 March 2024 - 15:24

Track Rating: Soft 5, Weather: Fine, Rail Position: +9m



BRISBANE RACING CLUB

| Section | Overall | 1000m | 800m | 600m | 400m | 200m |
|------------------------|--------------------------|--------------------------|--------------------------|--------------------------|--------------------------|--------------------------|
| Section Times | 1:10.93 [8] (0:14.23) | 0:56.70 [8] (0:10.83) | 0:45.87 [8] (0:11.28) | 0:34.59 [8] (0:11.25) | 0:23.34 [7] (0:11.35) | 0:11.99 [8] (0:11.99) |
| Average Speed [km/h] | 50.6 | 67.0 | 64.0 | 64.2 | 63.6 | 60.0 |
| Top Speed [km/h] | 66.5 | 68.1 | 65.3 | 65.4 | 64.7 | 62.5 |
| Avg. Dist. to Rail [m] | 3.3 | 1.7 | 1.0 | 1.1 | 1.2 | 2.0 |
| Avg. Stride Freq. [Hz] | 2.2 | 2.4 | 2.4 | 2.4 | 2.4 | 2.3 |
| Avg. Stride Length [m] | 6.4 | 7.7 | 7.5 | 7.4 | 7.4 | 7.2 |



- [] Ranking at each section and finish
- .-.- No data available at this section
- NA No data available