



# Townsville QLD Professional

## Race 7: NEXT MEETING FRIDAY 15 MARCH BM58 Handicap - 1400m

05 March 2024 - 17:10



Track Rating: Soft 7, Weather: Fine, Rail Position: +7.5m 1000m-W/Post; +2m Remainder

Section	Overall											Last 600m	
Field Times	1:24.88											0:35.36	
	(0:15.08)											(0:11.62)	
	1200m											400m	
	1:09.80											0:24.27	
	(0:11.41)											(0:11.62)	
	1000m												
	0:58.39												
	(0:11.55)												
	800m												
	0:46.84												
	(0:11.48)												
	600m												
	0:35.36												
	(0:11.09)												
	400m												
	0:24.27												
	(0:11.62)												
Rank	TAB	Horse/Jockey	Barrier	Top Speed [km/h]	Fastest Section	Overall	1200m	1000m	800m	600m	400m	Last 600m	Distance Travelled [m]
1	8	SACRED LEGACY	8	65.5	0:11.29	1:24.88 [1]	1:09.25 [7]	0:57.85 [6]	0:46.16 [7]	0:34.78 [8]	0:23.49 [7]	0:34.78	
		Chris Whiteley		800m	600m	(0:15.63)	(0:11.40)	(0:11.69)	(0:11.38)	(0:11.29)	(0:11.44)		
2	4	STRATHCONA	4	64.9	0:11.25	1:24.91 [2]	1:09.50 [5]	0:58.14 [5]	0:46.35 [5]	0:35.01 [5]	0:23.76 [5]	0:35.01	-3
		Jason Taylor		600m	600m	(0:15.41)	(0:11.36)	(0:11.79)	(0:11.34)	(0:11.25)	(0:11.52)		
3	7	SPECIALTIE	7	66.9	0:11.09	1:25.17 [3]	1:10.09 [1]	0:58.66 [2]	0:46.91 [2]	0:35.65 [1]	0:24.56 [1]	0:35.65	-6
		Samantha Collett		600m	600m	(0:15.08)	(0:11.43)	(0:11.75)	(0:11.26)	(0:11.09)	(0:11.62)		
4	5	ALTAR BOY	5	66.2	0:11.11	1:25.47 [4]	1:09.42 [10]	0:58.25 [8]	0:46.55 [8]	0:35.44 [6]	0:24.27 [6]	0:35.44	-7
		Carl Spry		1200m	800m	(0:16.05)	(0:11.17)	(0:11.70)	(0:11.11)	(0:11.17)	(0:11.66)		
5	11	PLUCKERCARN	11	65.2	0:11.00	1:25.55 [5]	1:09.68 [8]	0:58.20 [10]	0:46.33 [10]	0:35.13 [10]	0:24.13 [9]	0:35.13	-9
		Adam Sewell		600m	600m	(0:15.87)	(0:11.48)	(0:11.87)	(0:11.20)	(0:11.00)	(0:11.44)		
6	9	ELLIE'S DREAM	9	66.1	0:11.21	1:25.57 [6]	1:10.29 [4]	0:59.08 [1]	0:47.53 [1]	0:35.95 [2]	0:24.60 [2]	0:35.95	+0
		Gabrielle Semmens		Overall	1200m	(0:15.28)	(0:11.21)	(0:11.55)	(0:11.58)	(0:11.35)	(0:11.69)		
7	2	BABY GUINNESS	2	65.5	0:11.35	1:25.70 [7]	1:10.14 [6]	0:58.65 [7]	0:47.01 [6]	0:35.66 [7]	0:24.30 [8]	0:35.66	+1
		Jenna Edwards		800m	800m	(0:15.56)	(0:11.49)	(0:11.64)	(0:11.35)	(0:11.36)	(0:11.76)		
8	10	GINGER MICK	10	66.7	0:11.17	1:25.92 [8]	1:10.68 [3]	0:59.23 [4]	0:47.42 [4]	0:36.08 [4]	0:24.91 [3]	0:36.08	-9
		Adrian Layt		Overall	600m	(0:15.24)	(0:11.45)	(0:11.81)	(0:11.34)	(0:11.17)	(0:11.88)		
9	1	FOUR MILE LANE	1	65.6	0:11.32	1:26.58 [9]	1:11.38 [2]	1:00.04 [3]	0:48.23 [3]	0:36.81 [3]	0:25.49 [4]	0:36.81	-4
		Ryan Wiggins		Overall	600m	(0:15.20)	(0:11.34)	(0:11.81)	(0:11.42)	(0:11.32)	(0:11.99)		
10	6	GAIUS JULIUS	6	65.7	0:11.28	1:26.98 [10]	1:11.04 [9]	0:59.70 [9]	0:47.97 [9]	0:36.69 [9]	0:25.21 [10]	0:36.69	-3
		Scott Sheargold		1200m	800m	(0:15.94)	(0:11.34)	(0:11.73)	(0:11.28)	(0:11.48)	(0:11.98)		

Scratched: Night Guy (#12), Modern Legend (#13), Joe's Giggle (#3)

[ ] Ranking at each section and finish  
 -:-:- No data available at this section  
 NA No data available

SCN Saddle cloth number  
 DNF Did not finish  
 DNT Did not track



# Townsville QLD Professional

## Race 7: NEXT MEETING FRIDAY 15 MARCH BM58 Handicap - 1400m

05 March 2024 - 17:10



Track Rating: Soft 7, Weather: Fine, Rail Position: +7.5m 1000m-W/Post; +2m Remainder

Section							200m			Last 600m
Field Times							0:12.65			0:35.36
							(0:12.65)			
Rank	TAB	Horse/Jockey	Barrier	Top Speed [km/h]	Fastest Section	Margin			Distance Travelled [m]	
1	8	<b>SACRED LEGACY</b>	8	65.5	0:11.29	0:12.05 [4]	1:24.88		0:34.78	
		Chris Whiteley		800m	600m	(0:12.05)				
2	4	<b>STRATHCONA</b>	4	64.9	0:11.25	0:12.24 [3]	0.17L		0:35.01 -3	
		Jason Taylor		600m	600m	(0:12.24)				
3	7	<b>SPECIALTIE</b>	7	66.9	0:11.09	0:12.94 [1]	1.75L		0:35.65 -6	
		Samantha Collett		600m	600m	(0:12.94)				
4	5	<b>ALTAR BOY</b>	5	66.2	0:11.11	0:12.61 [5]	3.51L		0:35.44 -7	
		Carl Spry		1200m	800m	(0:12.61)				
5	11	<b>PLUCKERCARN</b>	11	65.2	0:11.00	0:12.69 [6]	3.99L		0:35.13 -9	
		Adam Sewell		600m	600m	(0:12.69)				
6	9	<b>ELLIE'S DREAM</b>	9	66.1	0:11.21	0:12.91 [2]	4.05L		0:35.95 +0	
		Gabrielle Semmens		Overall	1200m	(0:12.91)				
7	2	<b>BABY GUINNESS</b>	2	65.5	0:11.35	0:12.54 [9]	4.87L		0:35.66 +1	
		Jenna Edwards		800m	800m	(0:12.54)				
8	10	<b>GINGER MICK</b>	10	66.7	0:11.17	0:13.03 [7]	6.11L		0:36.08 -9	
		Adrian Layt		Overall	600m	(0:13.03)				
9	1	<b>FOUR MILE LANE</b>	1	65.6	0:11.32	0:13.50 [8]	9.99L		0:36.81 -4	
		Ryan Wiggins		Overall	600m	(0:13.50)				
10	6	<b>GAIUS JULIUS</b>	6	65.7	0:11.28	0:13.23 [10]	12.39L		0:36.69 -3	
		Scott Sheargold		1200m	800m	(0:13.23)				

Scratched: Night Guy (#12), Modern Legend (#13), Joe's Giggle (#3)

[ ] Ranking at each section and finish  
 -:-:- No data available at this section  
 NA No data available

SCN Saddle cloth number  
 DNF Did not finish  
 DNT Did not track



Horse/Jockey Name	Sacred Legacy
Final Rank	1
Fastest Section Time (Section)	0:11.29 (600m)
Top Speed [km/h] (Section)	65.5 (800m)
Race State	Finished



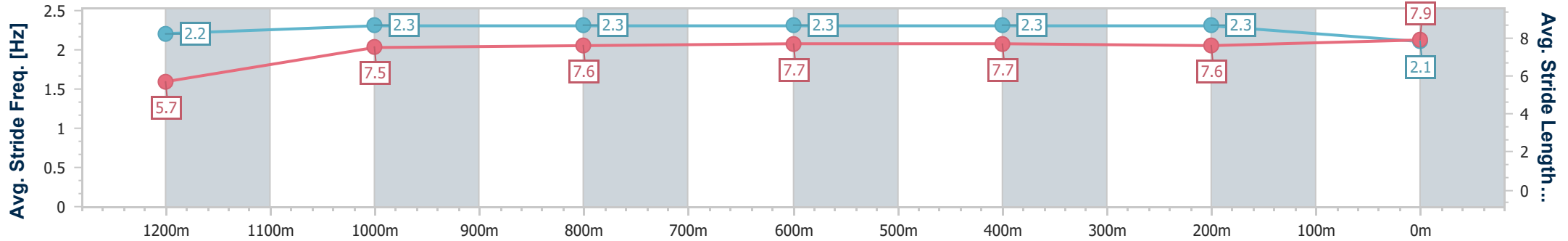
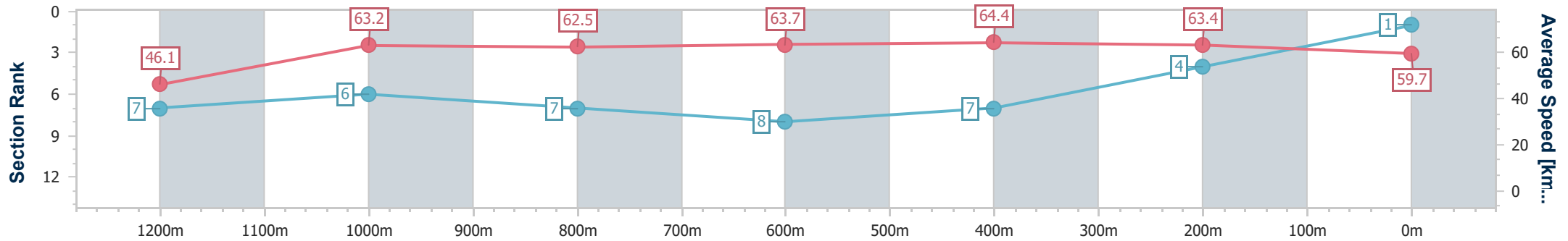
Townsville QLD Professional  
Race 7: NEXT MEETING FRIDAY 15 MARCH BM58 Handicap - 1400m

05 March 2024 - 17:10

Track Rating: Soft 7, Weather: Fine, Rail Position: +7.5m 1000m- W/Post; +2m Remainder



Section	Overall	1200m	1000m	800m	600m	400m	200m							
Section Times	1:24.88 [1] (0:15.63)	1:09.25 [7] (0:11.40)	0:57.85 [6] (0:11.69)	0:46.16 [7] (0:11.38)	0:34.78 [8] (0:11.29)	0:23.49 [7] (0:11.44)	0:12.05 [4]							
Average Speed [km/h]	46.1	63.2	62.5	63.7	64.4	63.4	59.7							
Top Speed [km/h]	62.9	64.0	63.7	65.5	65.4	64.4	63.1							
Avg. Dist. to Rail [m]	7.2	1.8	2.5	2.4	2.1	4.4	5.8							
Avg. Stride Freq. [Hz]	2.2	2.3	2.3	2.3	2.3	2.3	2.1							
Avg. Stride Length [m]	5.7	7.5	7.6	7.7	7.7	7.6	7.9							



- [ ] Ranking at each section and finish
- .-.- No data available at this section
- NA No data available



Horse/Jockey Name	Strathcona
Final Rank	2
Fastest Section Time (Section)	0:11.25 (600m)
Top Speed [km/h] (Section)	64.9 (600m)
Race State	Finished



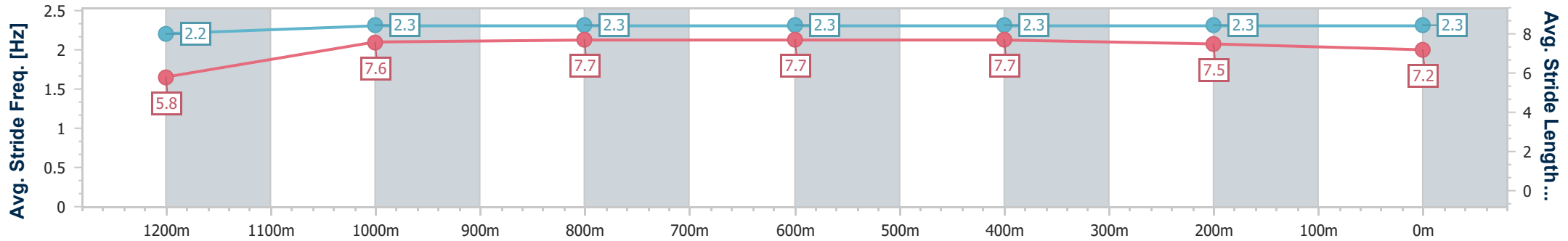
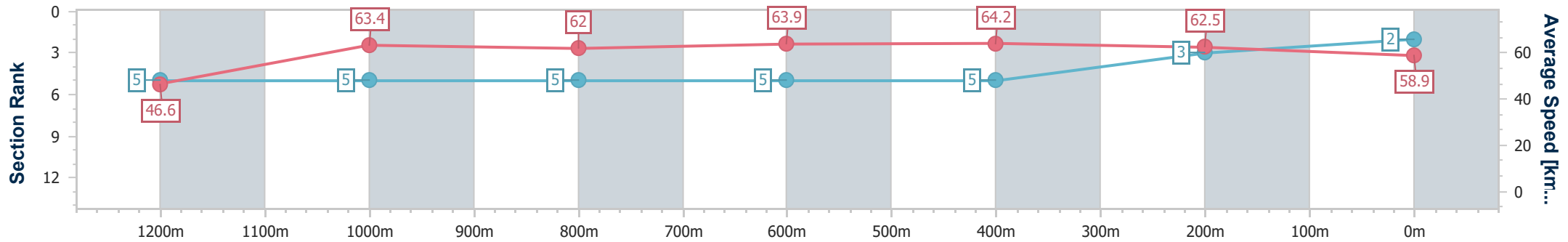
Townsville QLD Professional  
Race 7: NEXT MEETING FRIDAY 15 MARCH BM58 Handicap - 1400m



05 March 2024 - 17:10

Track Rating: Soft 7, Weather: Fine, Rail Position: +7.5m 1000m-  
W/Post; +2m Remainder

Section	Overall	1200m	1000m	800m	600m	400m	200m							
Section Times	1:24.91 [2] (0:15.41)	1:09.50 [5] (0:11.36)	0:58.14 [5] (0:11.79)	0:46.35 [5] (0:11.34)	0:35.01 [5] (0:11.25)	0:23.76 [5] (0:11.52)	0:12.24 [3] (0:12.24)							
Average Speed [km/h]	46.6	63.4	62.0	63.9	64.2	62.5	58.9							
Top Speed [km/h]	63.2	64.2	63.8	64.5	64.9	63.4	62.1							
Avg. Dist. to Rail [m]	8.7	3.1	2.8	1.1	0.6	2.8	4.8							
Avg. Stride Freq. [Hz]	2.2	2.3	2.3	2.3	2.3	2.3	2.3							
Avg. Stride Length [m]	5.8	7.6	7.7	7.7	7.7	7.5	7.2							



- [ ] Ranking at each section and finish
- .-.- No data available at this section
- NA No data available



Horse/Jockey Name	Specialtie
Final Rank	3
Fastest Section Time (Section)	0:11.09 (600m)
Top Speed [km/h] (Section)	66.9 (600m)
Race State	Finished



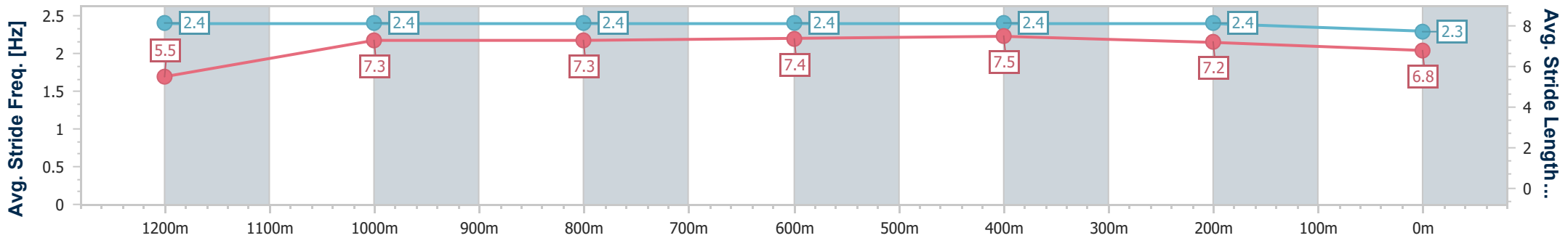
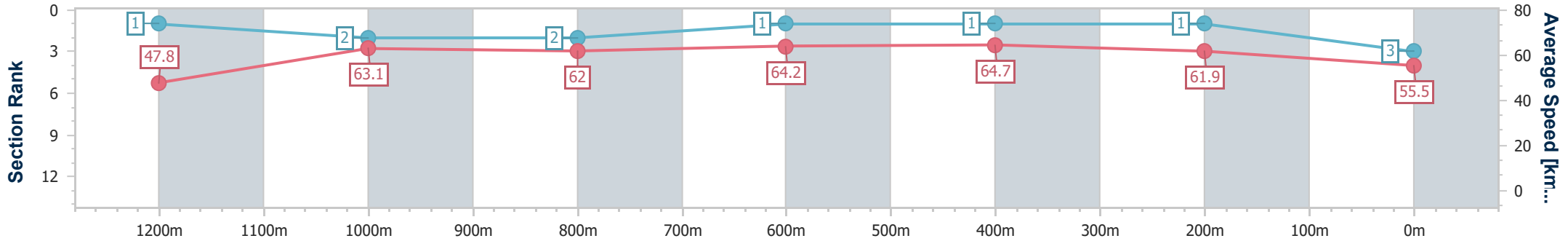
Townsville QLD Professional  
Race 7: NEXT MEETING FRIDAY 15 MARCH BM58 Handicap - 1400m



05 March 2024 - 17:10

Track Rating: Soft 7, Weather: Fine, Rail Position: +7.5m 1000m-W/Post; +2m Remainder

Section	Overall	1200m	1000m	800m	600m	400m	200m
Section Times	1:25.17 [3] (0:15.08)	1:10.09 [1] (0:11.43)	0:58.66 [2] (0:11.75)	0:46.91 [2] (0:11.26)	0:35.65 [1] (0:11.09)	0:24.56 [1] (0:11.62)	0:12.94 [1] (0:12.94)
Average Speed [km/h]	47.8	63.1	62.0	64.2	64.7	61.9	55.5
Top Speed [km/h]	66.3	64.4	64.4	65.7	66.9	64.2	59.9
Avg. Dist. to Rail [m]	14.5	3.2	2.4	0.6	0.7	0.3	2.7
Avg. Stride Freq. [Hz]	2.4	2.4	2.4	2.4	2.4	2.4	2.3
Avg. Stride Length [m]	5.5	7.3	7.3	7.4	7.5	7.2	6.8



- [ ] Ranking at each section and finish
- .-.- No data available at this section
- NA No data available



Horse/Jockey Name	Altar Boy
Final Rank	4
Fastest Section Time (Section)	0:11.11 (800m)
Top Speed [km/h] (Section)	66.2 (1200m)
Race State	Finished



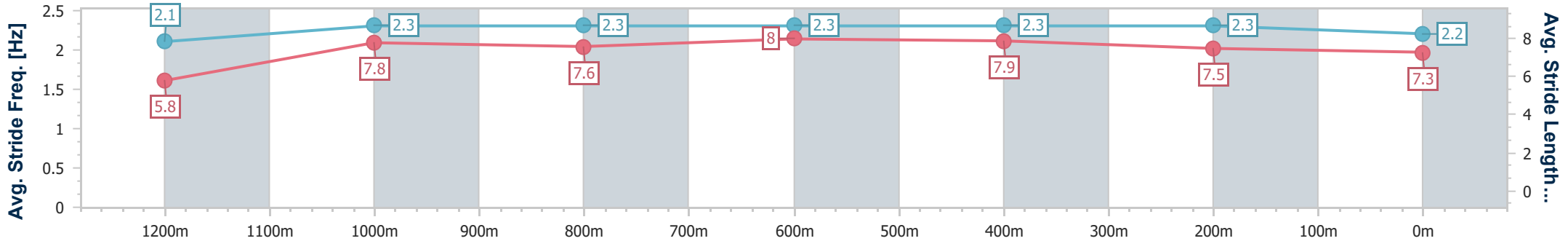
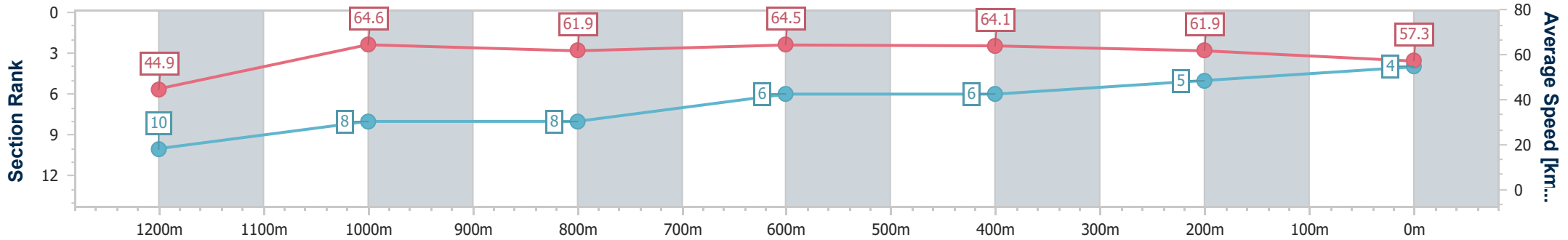
Townsville QLD Professional  
Race 7: NEXT MEETING FRIDAY 15 MARCH BM58 Handicap - 1400m

05 March 2024 - 17:10

Track Rating: Soft 7, Weather: Fine, Rail Position: +7.5m 1000m-W/Post; +2m Remainder



Section	Overall	1200m	1000m	800m	600m	400m	200m
Section Times	1:25.47 [4] (0:16.05)	1:09.42 [10] (0:11.17)	0:58.25 [8] (0:11.70)	0:46.55 [8] (0:11.11)	0:35.44 [6] (0:11.17)	0:24.27 [6] (0:11.66)	0:12.61 [5] (0:12.61)
Average Speed [km/h]	44.9	64.6	61.9	64.5	64.1	61.9	57.3
Top Speed [km/h]	64.4	66.2	63.7	65.3	65.5	63.6	59.8
Avg. Dist. to Rail [m]	10.9	3.4	1.7	1.3	1.1	2.8	6.9
Avg. Stride Freq. [Hz]	2.1	2.3	2.3	2.3	2.3	2.3	2.2
Avg. Stride Length [m]	5.8	7.8	7.6	8.0	7.9	7.5	7.3



- [ ] Ranking at each section and finish
- .-.- No data available at this section
- NA No data available



Horse/Jockey Name	Pluckercarn
Final Rank	5
Fastest Section Time (Section)	0:11.00 (600m)
Top Speed [km/h] (Section)	65.2 (600m)
Race State	Finished



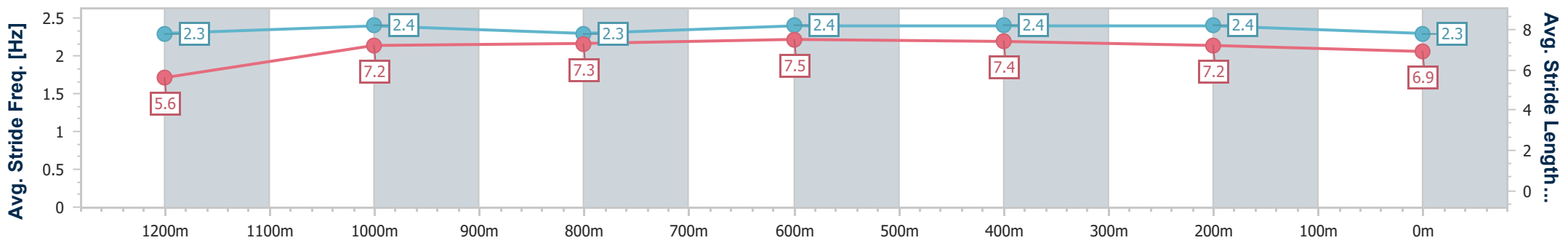
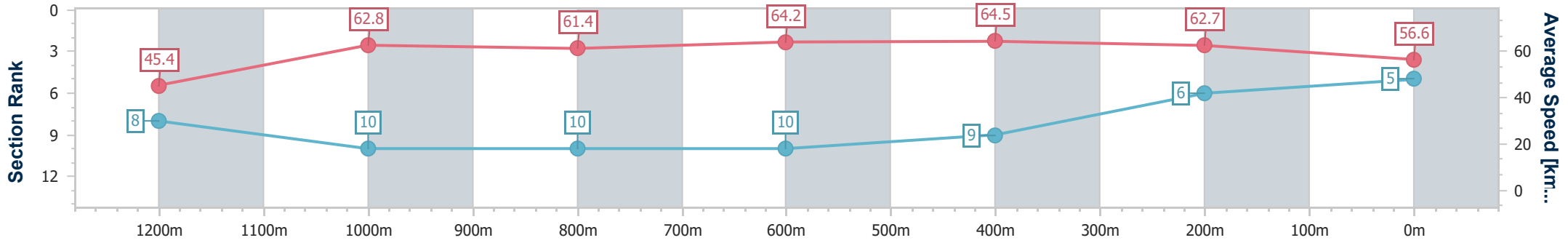
Townsville QLD Professional  
Race 7: NEXT MEETING FRIDAY 15 MARCH BM58 Handicap - 1400m



05 March 2024 - 17:10

Track Rating: Soft 7, Weather: Fine, Rail Position: +7.5m 1000m-W/Post; +2m Remainder

Section	Overall	1200m	1000m	800m	600m	400m	200m							
Section Times	1:25.55 [5] (0:15.87)	1:09.68 [8] (0:11.48)	0:58.20 [10] (0:11.87)	0:46.33 [10] (0:11.20)	0:35.13 [10] (0:11.00)	0:24.13 [9] (0:11.44)	0:12.69 [6] (0:12.69)							
Average Speed [km/h]	45.4	62.8	61.4	64.2	64.5	62.7	56.6							
Top Speed [km/h]	63.1	63.6	63.3	65.1	65.2	65.1	60.6							
Avg. Dist. to Rail [m]	11.5	3.7	2.6	1.4	2.7	1.0	3.0							
Avg. Stride Freq. [Hz]	2.3	2.4	2.3	2.4	2.4	2.4	2.3							
Avg. Stride Length [m]	5.6	7.2	7.3	7.5	7.4	7.2	6.9							



- [ ] Ranking at each section and finish
- .-.- No data available at this section
- NA No data available



Horse/Jockey Name	Ellie's Dream
Final Rank	6
Fastest Section Time (Section)	0:11.21 (1200m)
Top Speed [km/h] (Section)	66.1 (Overall)
Race State	Finished



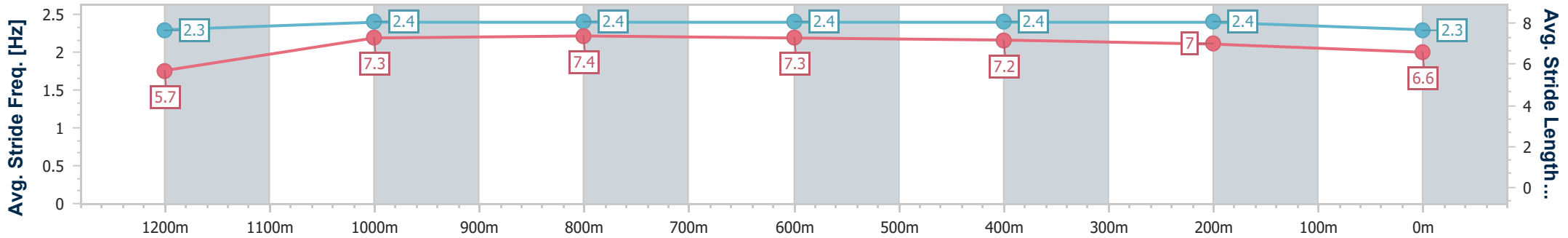
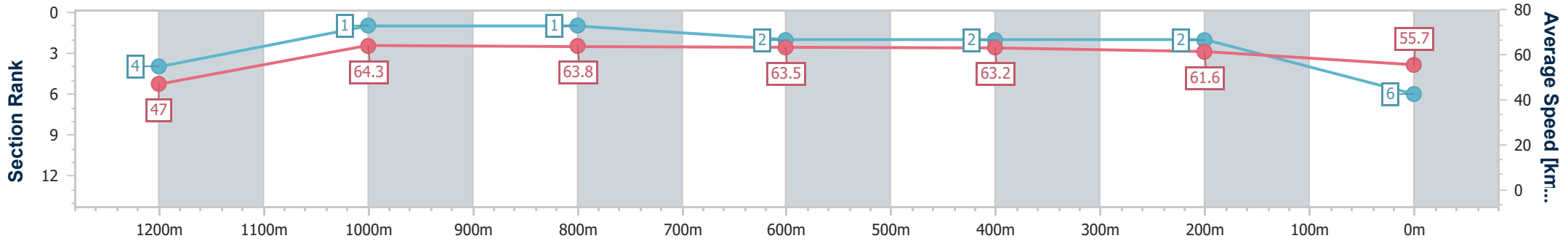
Townsville QLD Professional  
Race 7: NEXT MEETING FRIDAY 15 MARCH BM58 Handicap - 1400m



05 March 2024 - 17:10

Track Rating: Soft 7, Weather: Fine, Rail Position: +7.5m 1000m-W/Post; +2m Remainder

Section	Overall	1200m	1000m	800m	600m	400m	200m
Section Times	1:25.57 [6] (0:15.28)	1:10.29 [4] (0:11.21)	0:59.08 [1] (0:11.55)	0:47.53 [1] (0:11.58)	0:35.95 [2] (0:11.35)	0:24.60 [2] (0:11.69)	0:12.91 [2] (0:12.91)
Average Speed [km/h]	47.0	64.3	63.8	63.5	63.2	61.6	55.7
Top Speed [km/h]	66.1	65.6	64.5	64.3	64.5	64.3	59.7
Avg. Dist. to Rail [m]	10.0	1.8	4.3	4.5	1.3	0.9	2.4
Avg. Stride Freq. [Hz]	2.3	2.4	2.4	2.4	2.4	2.4	2.3
Avg. Stride Length [m]	5.7	7.3	7.4	7.3	7.2	7.0	6.6



- [ ] Ranking at each section and finish
- .-.- No data available at this section
- NA No data available





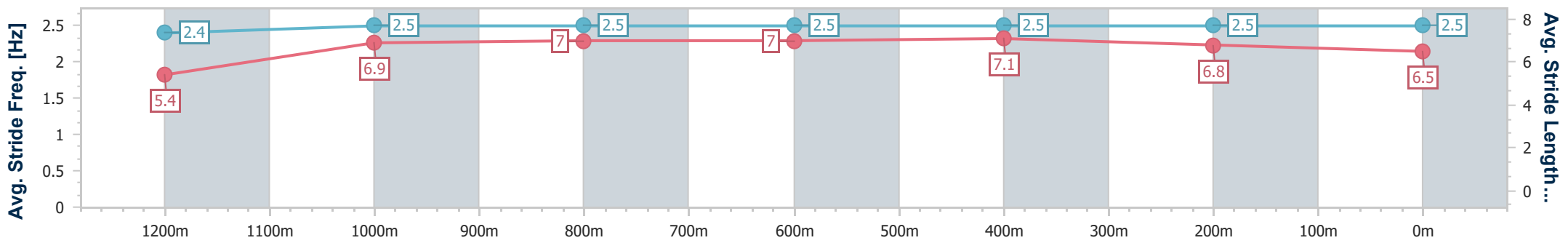
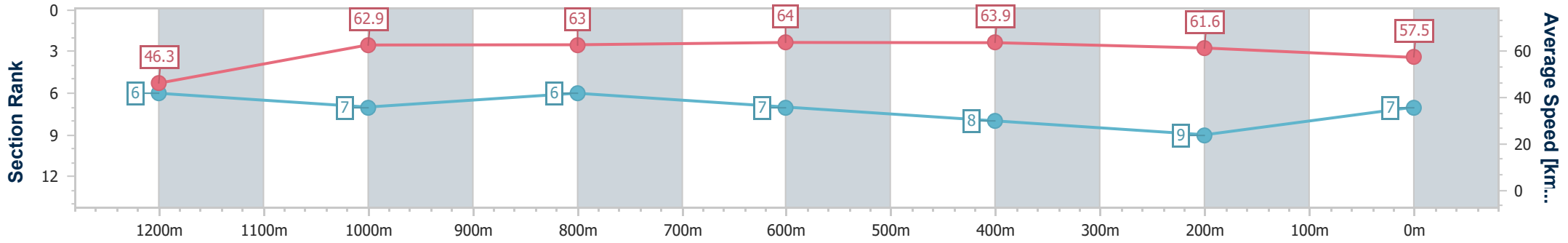
Horse/Jockey Name	Baby Guinness
Final Rank	7
Fastest Section Time (Section)	0:11.35 (800m)
Top Speed [km/h] (Section)	65.5 (800m)
Race State	Finished



Townsville QLD Professional  
 Race 7: NEXT MEETING FRIDAY 15 MARCH BM58 Handicap - 1400m  
 05 March 2024 - 17:10  
 Track Rating: Soft 7, Weather: Fine, Rail Position: +7.5m 1000m-  
 W/Post; +2m Remainder



Section	Overall	1200m	1000m	800m	600m	400m	200m
Section Times	1:25.70 [7] (0:15.56)	1:10.14 [6] (0:11.49)	0:58.65 [7] (0:11.64)	0:47.01 [6] (0:11.35)	0:35.66 [7] (0:11.36)	0:24.30 [8] (0:11.76)	0:12.54 [9] (0:12.54)
Average Speed [km/h]	46.3	62.9	63.0	64.0	63.9	61.6	57.5
Top Speed [km/h]	64.4	64.0	64.0	65.5	65.1	63.1	60.3
Avg. Dist. to Rail [m]	12.6	4.5	3.7	1.6	2.2	4.5	7.2
Avg. Stride Freq. [Hz]	2.4	2.5	2.5	2.5	2.5	2.5	2.5
Avg. Stride Length [m]	5.4	6.9	7.0	7.0	7.1	6.8	6.5



- [ ] Ranking at each section and finish
- .-.- No data available at this section
- NA No data available



Horse/Jockey Name	Ginger Mick
Final Rank	8
Fastest Section Time (Section)	0:11.17 (600m)
Top Speed [km/h] (Section)	66.7 (Overall)
Race State	Finished



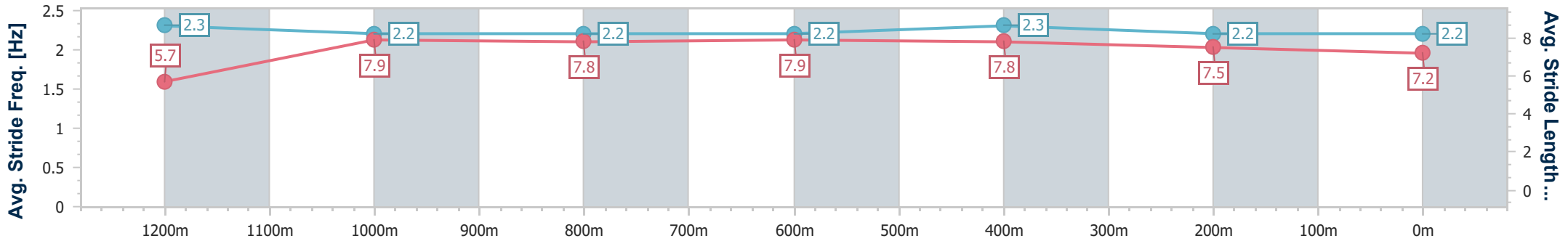
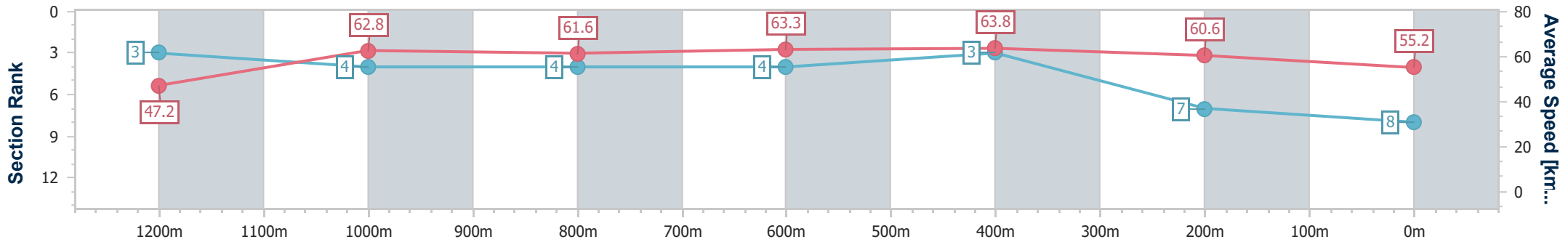
Townsville QLD Professional  
Race 7: NEXT MEETING FRIDAY 15 MARCH BM58 Handicap - 1400m



05 March 2024 - 17:10

Track Rating: Soft 7, Weather: Fine, Rail Position: +7.5m 1000m-W/Post; +2m Remainder

Section	Overall	1200m	1000m	800m	600m	400m	200m							
Section Times	1:25.92 [8] (0:15.24)	1:10.68 [3] (0:11.45)	0:59.23 [4] (0:11.81)	0:47.42 [4] (0:11.34)	0:36.08 [4] (0:11.17)	0:24.91 [3] (0:11.88)	0:13.03 [7] (0:13.03)							
Average Speed [km/h]	47.2	62.8	61.6	63.3	63.8	60.6	55.2							
Top Speed [km/h]	66.7	64.9	62.6	64.5	64.6	62.3	58.4							
Avg. Dist. to Rail [m]	6.5	1.5	1.9	1.0	1.7	0.9	1.9							
Avg. Stride Freq. [Hz]	2.3	2.2	2.2	2.2	2.3	2.2	2.2							
Avg. Stride Length [m]	5.7	7.9	7.8	7.9	7.8	7.5	7.2							



- [ ] Ranking at each section and finish
- .-.- No data available at this section
- NA No data available



Horse/Jockey Name	Four Mile Lane
Final Rank	9
Fastest Section Time (Section)	0:11.32 (600m)
Top Speed [km/h] (Section)	65.6 (Overall)
Race State	Finished



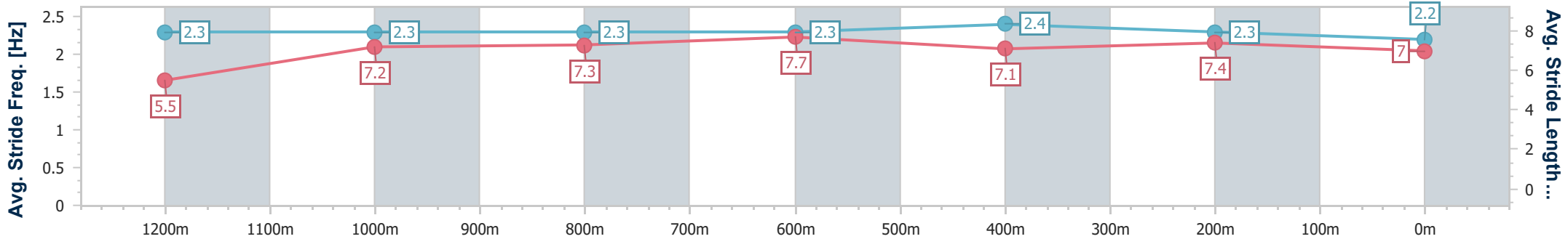
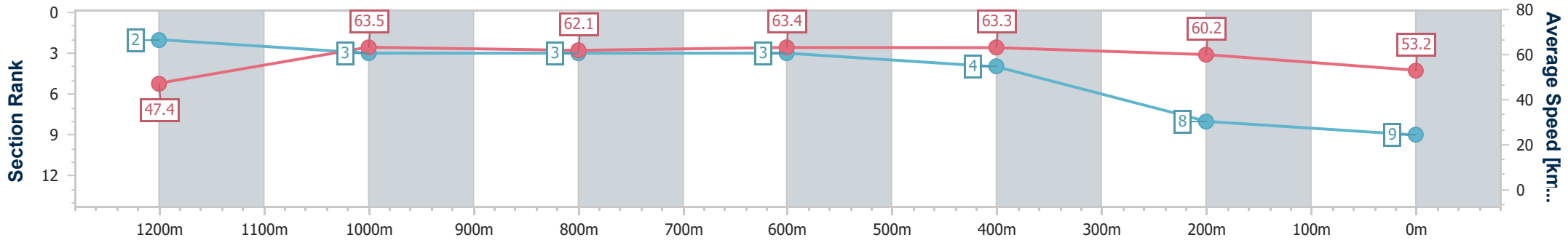
Townsville QLD Professional  
Race 7: NEXT MEETING FRIDAY 15 MARCH BM58 Handicap - 1400m



05 March 2024 - 17:10

Track Rating: Soft 7, Weather: Fine, Rail Position: +7.5m 1000m-W/Post; +2m Remainder

Section	Overall	1200m	1000m	800m	600m	400m	200m							
Section Times	1:26.58 [9] (0:15.20)	1:11.38 [2] (0:11.34)	1:00.04 [3] (0:11.81)	0:48.23 [3] (0:11.42)	0:36.81 [3] (0:11.32)	0:25.49 [4] (0:11.99)	0:13.50 [8] (0:13.50)							
Average Speed [km/h]	47.4	63.5	62.1	63.4	63.3	60.2	53.2							
Top Speed [km/h]	65.6	65.6	62.9	64.1	64.2	62.0	57.8							
Avg. Dist. to Rail [m]	8.5	3.6	3.6	1.3	0.5	1.7	5.2							
Avg. Stride Freq. [Hz]	2.3	2.3	2.3	2.3	2.4	2.3	2.2							
Avg. Stride Length [m]	5.5	7.2	7.3	7.7	7.1	7.4	7.0							



- [ ] Ranking at each section and finish
- .-.- No data available at this section
- NA No data available



Horse/Jockey Name	Gaius Julius
Final Rank	10
Fastest Section Time (Section)	0:11.28 (800m)
Top Speed [km/h] (Section)	65.7 (1200m)
Race State	Finished



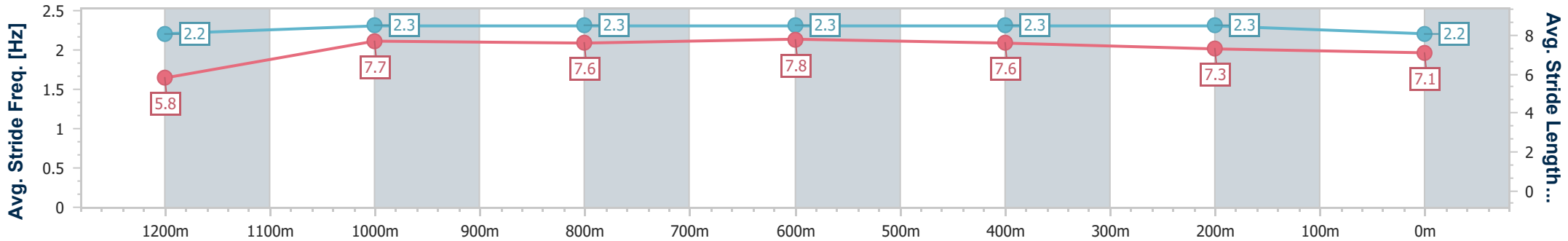
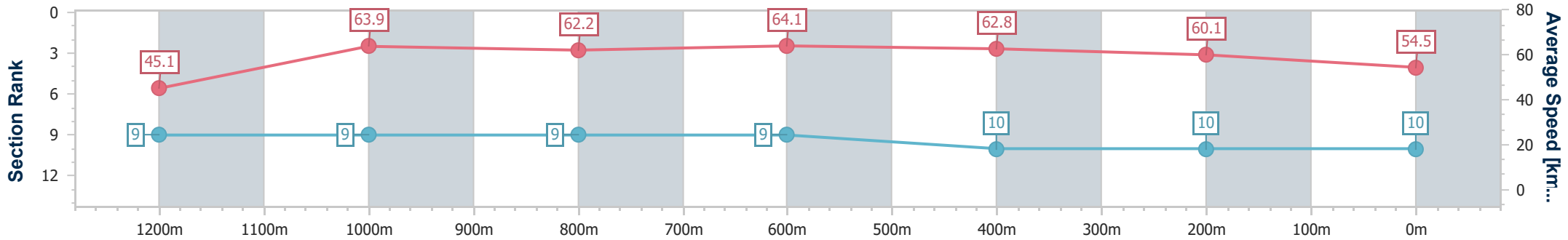
Townsville QLD Professional  
Race 7: NEXT MEETING FRIDAY 15 MARCH BM58 Handicap - 1400m



05 March 2024 - 17:10

Track Rating: Soft 7, Weather: Fine, Rail Position: +7.5m 1000m-W/Post; +2m Remainder

Section	Overall	1200m	1000m	800m	600m	400m	200m							
Section Times	1:26.98 [10] (0:15.94)	1:11.04 [9] (0:11.34)	0:59.70 [9] (0:11.73)	0:47.97 [9] (0:11.28)	0:36.69 [9] (0:11.48)	0:25.21 [10] (0:11.98)	0:13.23 [10] (0:13.23)							
Average Speed [km/h]	45.1	63.9	62.2	64.1	62.8	60.1	54.5							
Top Speed [km/h]	65.4	65.7	63.5	64.9	64.0	61.9	58.4							
Avg. Dist. to Rail [m]	13.2	4.8	3.0	0.9	0.3	2.3	4.9							
Avg. Stride Freq. [Hz]	2.2	2.3	2.3	2.3	2.3	2.3	2.2							
Avg. Stride Length [m]	5.8	7.7	7.6	7.8	7.6	7.3	7.1							



- [ ] Ranking at each section and finish
- .-.- No data available at this section
- NA No data available