



Townsville QLD Professional
Race 6: GEORGIE HOLT TRAINER OF THE YEAR 22/23 QTIS Three-Years
-Old Handicap - 1200m
05 March 2024 - 16:40



Track Rating: Soft 7, Weather: Fine, Rail Position: +7.5m 1000m-W/Post; +2m Remainder

Section												Last 600m		
Field Times		Overall	1000m	800m	600m	400m	200m						0:34.99	
		1:10.54 (0:13.94)	0:56.60 (0:10.76)	0:45.84 (0:10.85)	0:34.99 (0:11.04)	0:23.95 (0:11.64)	0:12.31 (0:12.31)							
Rank	TAB	Horse/Jockey	Barrier	Top Speed [km/h]	Fastest Section								Margin	Distance Travelled [m]
1	8	YELLOWSTONE BETH Adrian Layt	8	68.7 800m	0:10.75 800m	1:10.54 [1] (0:14.83)	0:55.71 [10] (0:10.88)	0:44.83 [9] (0:10.75)	0:34.08 [9] (0:11.02)	0:23.06 [8] (0:11.18)	0:11.88 [8] (0:11.88)	1:10.54	0:34.08	
2	1	NAZORIAN Jenna Edwards	1	69.3 800m	0:10.78 1000m	1:10.85 [2] (0:14.12)	0:56.73 [2] (0:10.78)	0:45.95 [3] (0:10.78)	0:35.17 [3] (0:10.91)	0:24.26 [1] (0:11.64)	0:12.62 [1] (0:12.62)	1.82L	0:35.17	-1
3	6	PUSS BOOTS Jason Taylor	6	68.8 800m	0:10.75 800m	1:10.85 [3] (0:14.30)	0:56.55 [4] (0:10.83)	0:45.72 [4] (0:10.75)	0:34.97 [4] (0:11.04)	0:23.93 [4] (0:11.56)	0:12.37 [4] (0:12.37)	1.84L	0:34.97	-7
4	4	CRAICARO Frank Edwards	4	68.1 800m	0:10.72 800m	1:10.96 [4] (0:14.50)	0:56.46 [8] (0:10.88)	0:45.58 [7] (0:10.72)	0:34.86 [7] (0:11.02)	0:23.84 [6] (0:11.39)	0:12.45 [5] (0:12.45)	2.49L	0:34.86	-3
5	5	TAHKIAN BUBBLES Chris Whiteley	5	67.9 800m	0:10.79 800m	1:11.08 [5] (0:14.38)	0:56.70 [5] (0:10.82)	0:45.88 [5] (0:10.79)	0:35.09 [6] (0:11.14)	0:23.95 [7] (0:11.49)	0:12.46 [7] (0:12.46)	3.16L	0:35.09	-5
6	3	FLORAL CODE Carl Spry	3	69.2 800m	0:10.68 800m	1:11.19 [6] (0:14.39)	0:56.80 [6] (0:10.91)	0:45.89 [6] (0:10.68)	0:35.21 [5] (0:11.00)	0:24.21 [5] (0:11.44)	0:12.77 [3] (0:12.77)	3.82L	0:35.21	-4
7	2	MISHANI MAVERICK Gabrielle Semmens	2	70.0 1000m	0:10.76 1000m	1:12.30 [7] (0:13.94)	0:58.36 [1] (0:10.76)	0:47.60 [1] (0:10.86)	0:36.74 [2] (0:11.13)	0:25.61 [3] (0:11.73)	0:13.88 [2] (0:13.88)	10.32L	0:36.74	-1
8	7	THE WALLET Nathan Thomas	7	69.9 1000m	0:10.60 1000m	1:12.50 [8] (0:14.14)	0:58.36 [3] (0:10.60)	0:47.76 [2] (0:10.81)	0:36.95 [1] (0:11.08)	0:25.87 [2] (0:11.97)	0:13.90 [6] (0:13.90)	11.56L	0:36.95	-13
9	11	MISHANI STAR Tessa Townsend	11	67.9 800m	0:10.90 800m	1:13.10 [9] (0:14.43)	0:58.67 [7] (0:11.12)	0:47.55 [8] (0:10.90)	0:36.65 [8] (0:11.42)	0:25.23 [9] (0:12.08)	0:13.15 [9] (0:13.15)	15.04L	0:36.65	-2
10	12	WILD AFFAIR Adam Sewell	12	68.0 1000m	0:10.82 800m	1:13.23 [10] (0:14.82)	0:58.41 [9] (0:10.92)	0:47.49 [10] (0:10.82)	0:36.67 [10] (0:11.47)	0:25.20 [10] (0:11.95)	0:13.25 [10] (0:13.25)	15.84L	0:36.67	-6

Scratched: Maggie's Me Name (#9), Sweet Kisses (#10)



Horse/Jockey Name	Yellowstone Beth
Final Rank	1
Fastest Section Time (Section)	0:10.75 (800m)
Top Speed [km/h] (Section)	68.7 (800m)
Race State	Finished



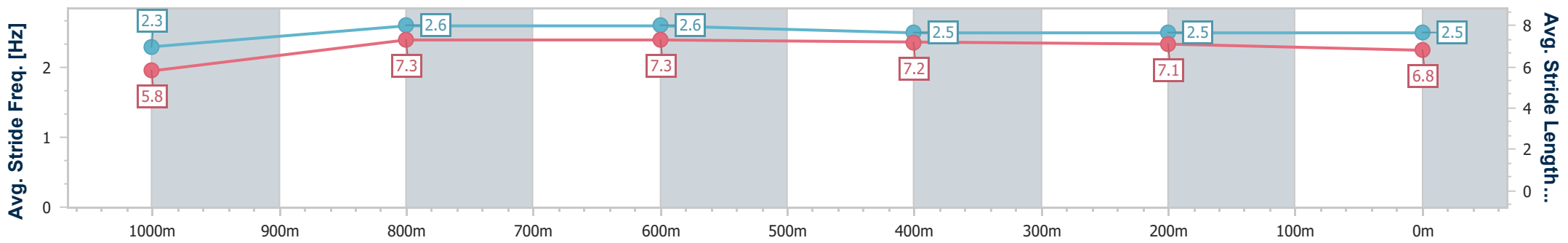
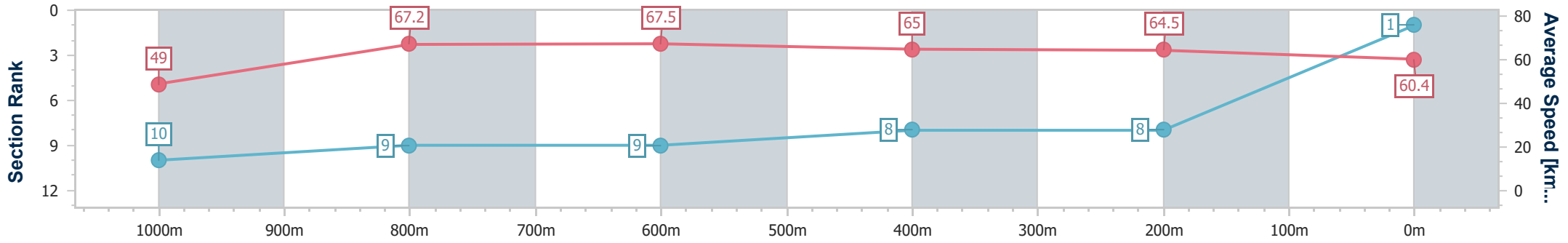
Townsville QLD Professional
 Race 6: GEORGIE HOLT TRAINER OF THE YEAR 22/23 QTIS
 Three-Years-Old Handicap - 1200m



05 March 2024 - 16:40

Track Rating: Soft 7, Weather: Fine, Rail Position: +7.5m 1000m-
 W/Post; +2m Remainder

Section	Overall	1000m	800m	600m	400m	200m									
Section Times	1:10.54 [1] (0:14.83)	0:55.71 [10] (0:10.88)	0:44.83 [9] (0:10.75)	0:34.08 [9] (0:11.02)	0:23.06 [8] (0:11.18)	0:11.88 [8] (0:11.88)									
Average Speed [km/h]	49.0	67.2	67.5	65.0	64.5	60.4									
Top Speed [km/h]	66.7	68.4	68.7	68.4	65.4	63.8									
Avg. Dist. to Rail [m]	9.4	2.9	1.6	0.8	3.3	8.8									
Avg. Stride Freq. [Hz]	2.3	2.6	2.6	2.5	2.5	2.5									
Avg. Stride Length [m]	5.8	7.3	7.3	7.2	7.1	6.8									



- [] Ranking at each section and finish
- .-.- No data available at this section
- NA No data available



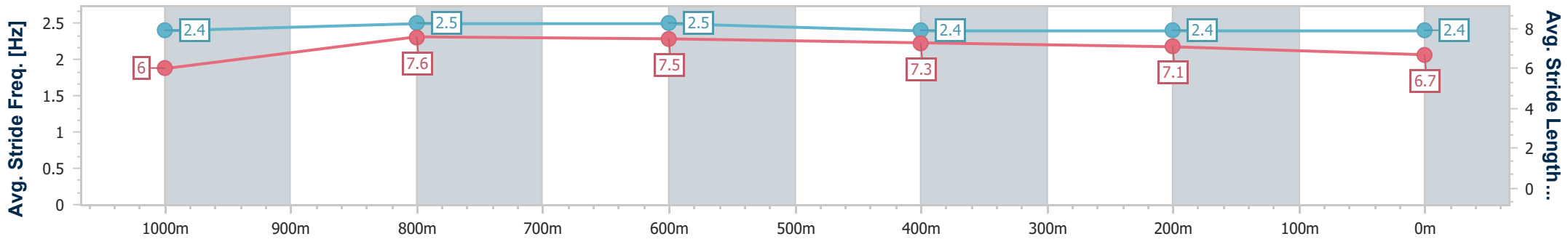
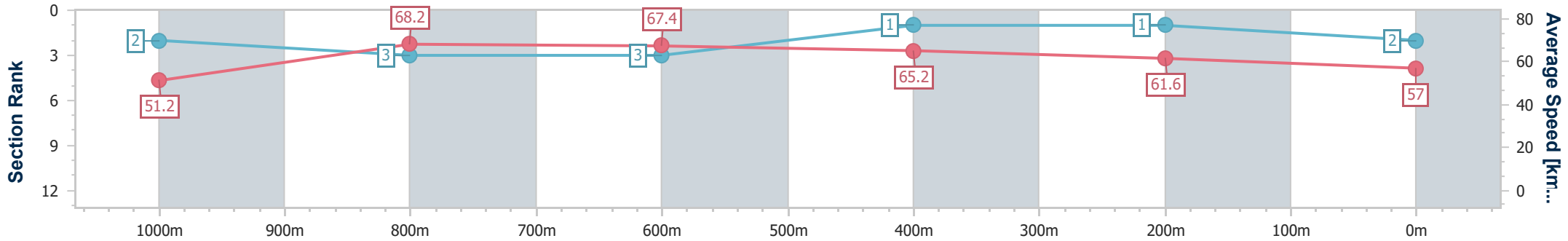
Horse/Jockey Name	Nazorian
Final Rank	2
Fastest Section Time (Section)	0:10.78 (1000m)
Top Speed [km/h] (Section)	69.3 (800m)
Race State	Finished



Townsville QLD Professional
Race 6: GEORGIE HOLT TRAINER OF THE YEAR 22/23 QTIS
Three-Years-Old Handicap - 1200m
05 March 2024 - 16:40
**Track Rating: Soft 7, Weather: Fine, Rail Position: +7.5m 1000m-
W/Post; +2m Remainder**



Section	Overall	1000m	800m	600m	400m	200m									
Section Times	1:10.85 [2] (0:14.12)	0:56.73 [2] (0:10.78)	0:45.95 [3] (0:10.78)	0:35.17 [3] (0:10.91)	0:24.26 [1] (0:11.64)	0:12.62 [1] (0:12.62)									
Average Speed [km/h]	51.2	68.2	67.4	65.2	61.6	57.0									
Top Speed [km/h]	67.2	69.3	69.3	67.6	63.7	61.1									
Avg. Dist. to Rail [m]	8.6	3.8	2.0	2.3	1.5	1.8									
Avg. Stride Freq. [Hz]	2.4	2.5	2.5	2.4	2.4	2.4									
Avg. Stride Length [m]	6.0	7.6	7.5	7.3	7.1	6.7									



- [] Ranking at each section and finish
- .-.- No data available at this section
- NA No data available



Horse/Jockey Name	Puss Boots
Final Rank	3
Fastest Section Time (Section)	0:10.75 (800m)
Top Speed [km/h] (Section)	68.8 (800m)
Race State	Finished



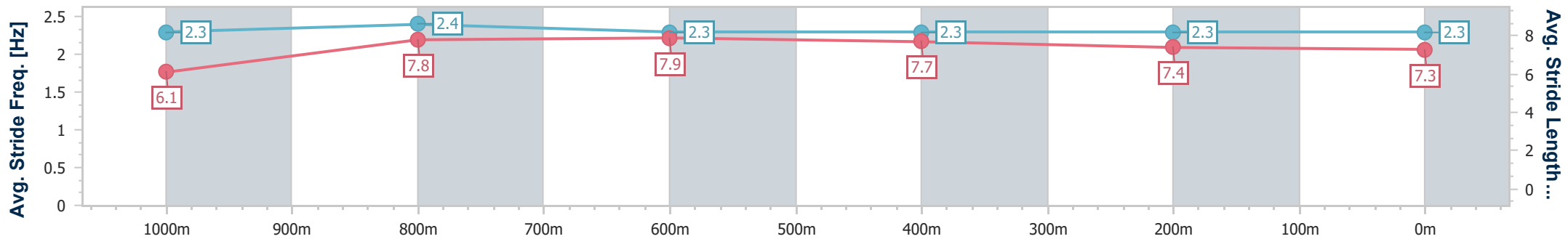
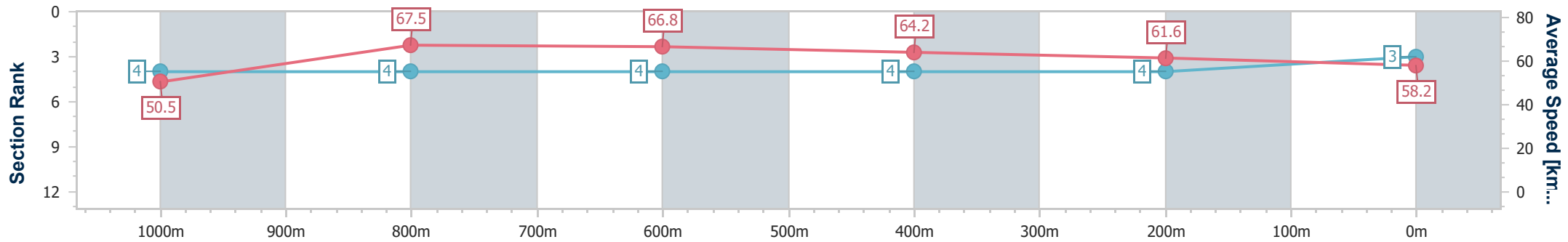
Townsville QLD Professional
 Race 6: GEORGIE HOLT TRAINER OF THE YEAR 22/23 QTIS
 Three-Years-Old Handicap - 1200m



05 March 2024 - 16:40

Track Rating: Soft 7, Weather: Fine, Rail Position: +7.5m 1000m-
 W/Post; +2m Remainder

Section	Overall	1000m	800m	600m	400m	200m
Section Times	1:10.85 [3] (0:14.30)	0:56.55 [4] (0:10.83)	0:45.72 [4] (0:10.75)	0:34.97 [4] (0:11.04)	0:23.93 [4] (0:11.56)	0:12.37 [4] (0:12.37)
Average Speed [km/h]	50.5	67.5	66.8	64.2	61.6	58.2
Top Speed [km/h]	66.5	68.6	68.8	65.2	64.3	60.4
Avg. Dist. to Rail [m]	5.4	2.6	1.3	3.9	2.9	1.1
Avg. Stride Freq. [Hz]	2.3	2.4	2.3	2.3	2.3	2.3
Avg. Stride Length [m]	6.1	7.8	7.9	7.7	7.4	7.3



- [] Ranking at each section and finish
- .-.- No data available at this section
- NA No data available



Horse/Jockey Name	Craicaro
Final Rank	4
Fastest Section Time (Section)	0:10.72 (800m)
Top Speed [km/h] (Section)	68.1 (800m)
Race State	Finished



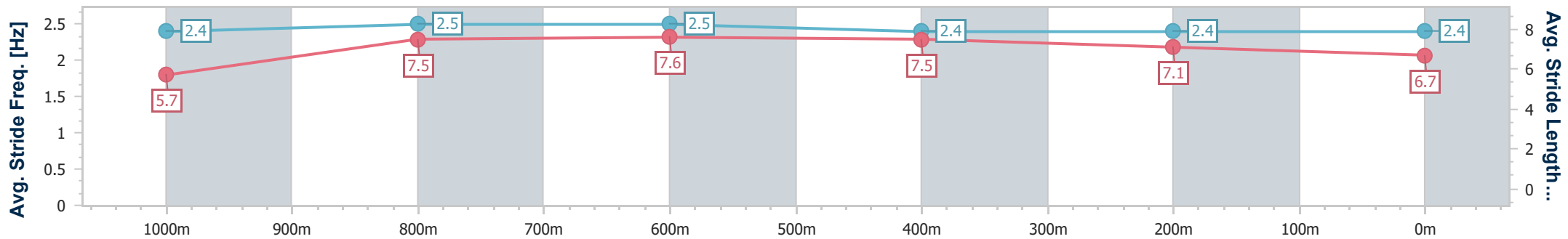
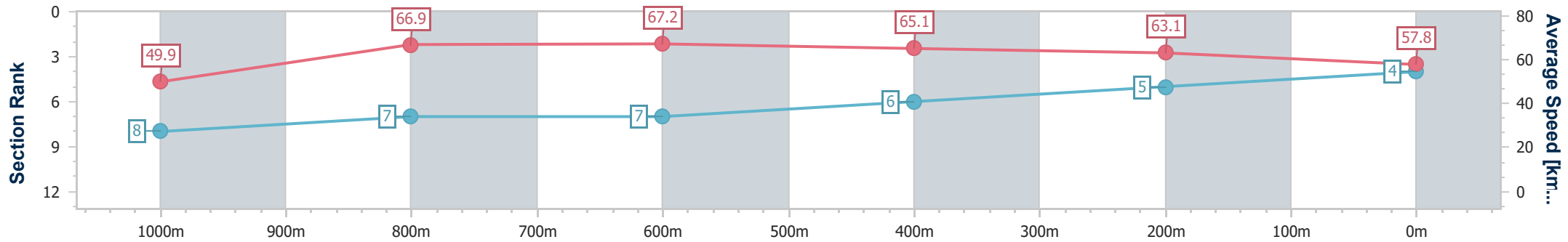
Townsville QLD Professional
 Race 6: GEORGIE HOLT TRAINER OF THE YEAR 22/23 QTIS
 Three-Years-Old Handicap - 1200m



05 March 2024 - 16:40

Track Rating: Soft 7, Weather: Fine, Rail Position: +7.5m 1000m-
 W/Post; +2m Remainder

Section	Overall	1000m	800m	600m	400m	200m
Section Times	1:10.96 [4] (0:14.50)	0:56.46 [8] (0:10.88)	0:45.58 [7] (0:10.72)	0:34.86 [7] (0:11.02)	0:23.84 [6] (0:11.39)	0:12.45 [5] (0:12.45)
Average Speed [km/h]	49.9	66.9	67.2	65.1	63.1	57.8
Top Speed [km/h]	66.5	67.3	68.1	66.7	65.2	61.9
Avg. Dist. to Rail [m]	7.3	2.3	0.5	0.9	2.8	6.2
Avg. Stride Freq. [Hz]	2.4	2.5	2.5	2.4	2.4	2.4
Avg. Stride Length [m]	5.7	7.5	7.6	7.5	7.1	6.7



- [] Ranking at each section and finish
- .-.- No data available at this section
- NA No data available



Horse/Jockey Name	Tahkian Bubbles
Final Rank	5
Fastest Section Time (Section)	0:10.79 (800m)
Top Speed [km/h] (Section)	67.9 (800m)
Race State	Finished



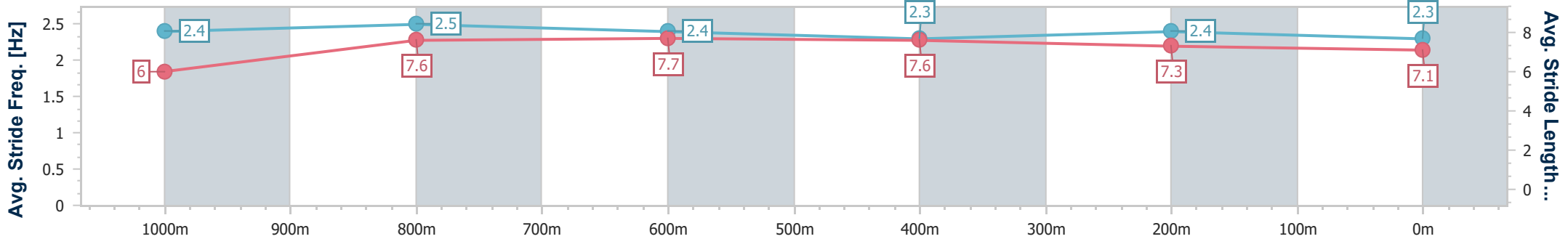
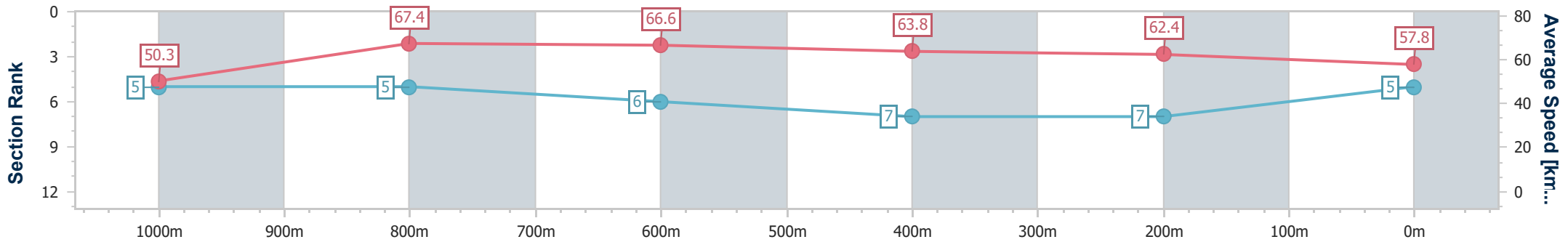
Townsville QLD Professional
 Race 6: GEORGIE HOLT TRAINER OF THE YEAR 22/23 QTIS
 Three-Years-Old Handicap - 1200m



05 March 2024 - 16:40

Track Rating: Soft 7, Weather: Fine, Rail Position: +7.5m 1000m-
 W/Post; +2m Remainder

Section	Overall	1000m	800m	600m	400m	200m
Section Times	1:11.08 [5] (0:14.38)	0:56.70 [5] (0:10.82)	0:45.88 [5] (0:10.79)	0:35.09 [6] (0:11.14)	0:23.95 [7] (0:11.49)	0:12.46 [7] (0:12.46)
Average Speed [km/h]	50.3	67.4	66.6	63.8	62.4	57.8
Top Speed [km/h]	67.0	67.9	67.9	65.0	63.8	61.2
Avg. Dist. to Rail [m]	6.2	2.3	0.9	2.2	1.9	1.1
Avg. Stride Freq. [Hz]	2.4	2.5	2.4	2.3	2.4	2.3
Avg. Stride Length [m]	6.0	7.6	7.7	7.6	7.3	7.1



- [] Ranking at each section and finish
- .-.- No data available at this section
- NA No data available



Horse/Jockey Name	Floral Code
Final Rank	6
Fastest Section Time (Section)	0:10.68 (800m)
Top Speed [km/h] (Section)	69.2 (800m)
Race State	Finished



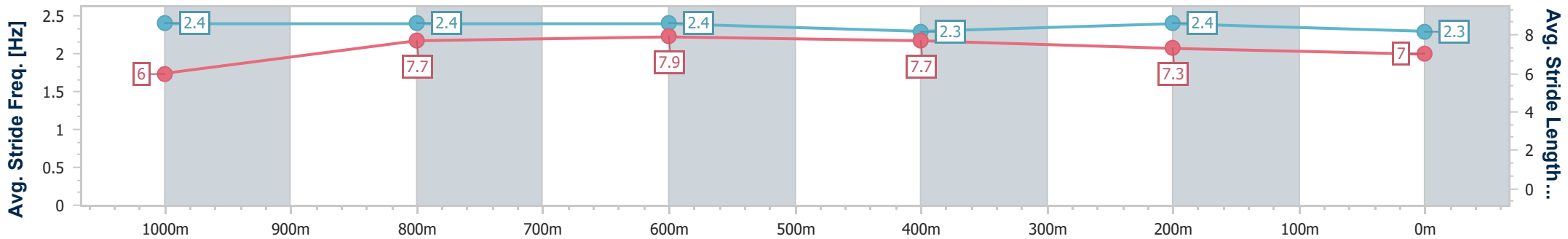
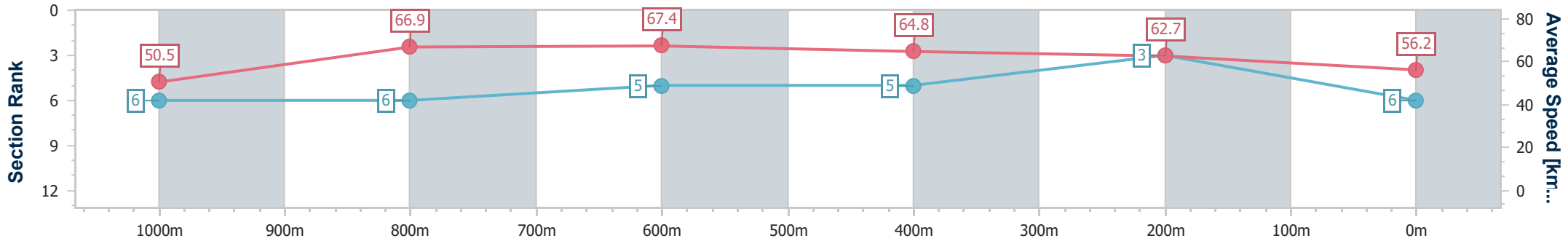
Townsville QLD Professional
 Race 6: GEORGIE HOLT TRAINER OF THE YEAR 22/23 QTIS
 Three-Years-Old Handicap - 1200m



05 March 2024 - 16:40

Track Rating: Soft 7, Weather: Fine, Rail Position: +7.5m 1000m-
 W/Post; +2m Remainder

Section	Overall	1000m	800m	600m	400m	200m								
Section Times	1:11.19 [6] (0:14.39)	0:56.80 [6] (0:10.91)	0:45.89 [6] (0:10.68)	0:35.21 [5] (0:11.00)	0:24.21 [5] (0:11.44)	0:12.77 [3] (0:12.77)								
Average Speed [km/h]	50.5	66.9	67.4	64.8	62.7	56.2								
Top Speed [km/h]	66.6	67.9	69.2	67.3	64.4	61.3								
Avg. Dist. to Rail [m]	10.8	2.9	1.0	2.2	1.7	3.7								
Avg. Stride Freq. [Hz]	2.4	2.4	2.4	2.3	2.4	2.3								
Avg. Stride Length [m]	6.0	7.7	7.9	7.7	7.3	7.0								



- [] Ranking at each section and finish
- .-.- No data available at this section
- NA No data available



Horse/Jockey Name	Mishani Maverick
Final Rank	7
Fastest Section Time (Section)	0:10.76 (1000m)
Top Speed [km/h] (Section)	70.0 (1000m)
Race State	Finished



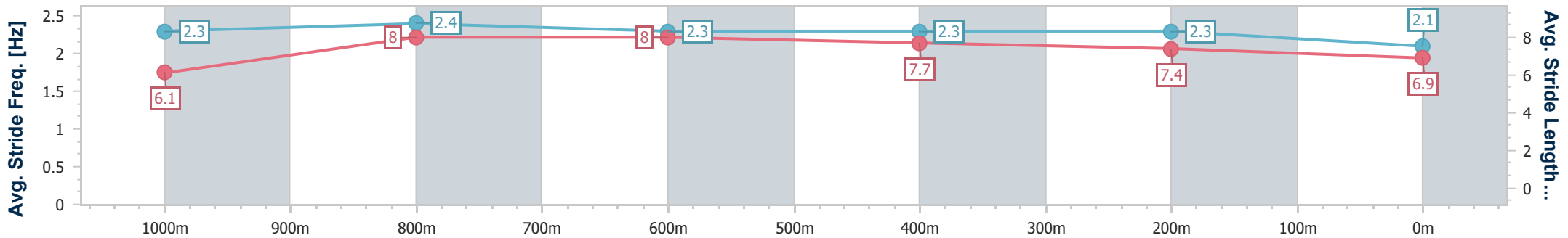
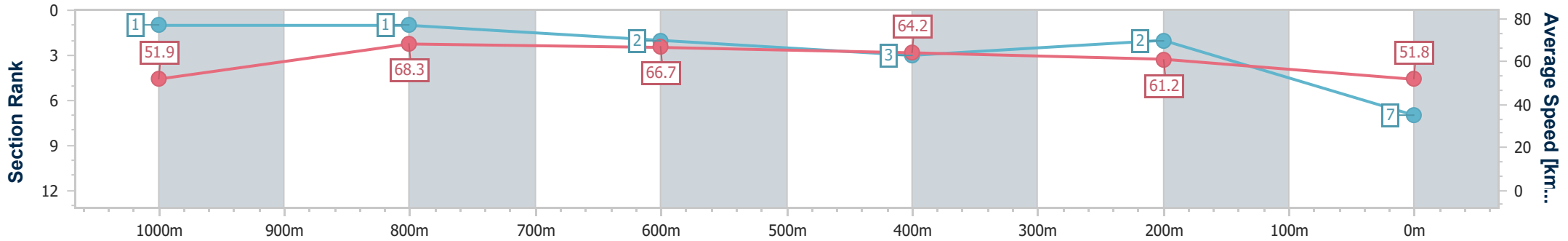
Townsville QLD Professional
 Race 6: GEORGIE HOLT TRAINER OF THE YEAR 22/23 QTIS
 Three-Years-Old Handicap - 1200m



05 March 2024 - 16:40

Track Rating: Soft 7, Weather: Fine, Rail Position: +7.5m 1000m-
 W/Post; +2m Remainder

Section	Overall	1000m	800m	600m	400m	200m
Section Times	1:12.30 [7] (0:13.94)	0:58.36 [1] (0:10.76)	0:47.60 [1] (0:10.86)	0:36.74 [2] (0:11.13)	0:25.61 [3] (0:11.73)	0:13.88 [2] (0:13.88)
Average Speed [km/h]	51.9	68.3	66.7	64.2	61.2	51.8
Top Speed [km/h]	68.4	70.0	68.8	65.0	63.7	57.6
Avg. Dist. to Rail [m]	7.5	3.6	2.3	1.9	2.2	3.6
Avg. Stride Freq. [Hz]	2.3	2.4	2.3	2.3	2.3	2.1
Avg. Stride Length [m]	6.1	8.0	8.0	7.7	7.4	6.9



- [] Ranking at each section and finish
- .-.- No data available at this section
- NA No data available



Horse/Jockey Name	The Wallet
Final Rank	8
Fastest Section Time (Section)	0:10.60 (1000m)
Top Speed [km/h] (Section)	69.9 (1000m)
Race State	Finished



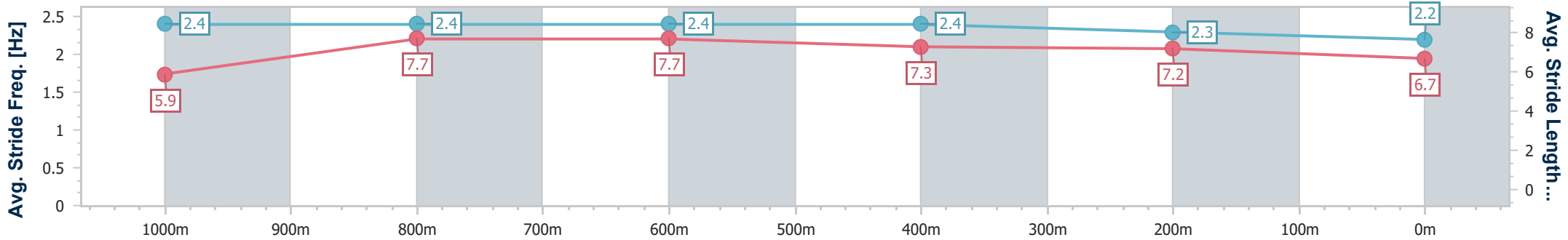
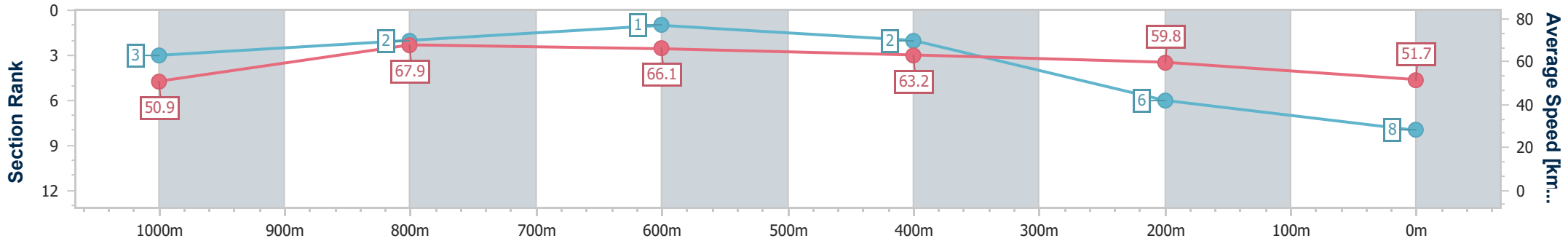
Townsville QLD Professional
 Race 6: GEORGIE HOLT TRAINER OF THE YEAR 22/23 QTIS
 Three-Years-Old Handicap - 1200m



05 March 2024 - 16:40

Track Rating: Soft 7, Weather: Fine, Rail Position: +7.5m 1000m-
 W/Post; +2m Remainder

Section	Overall	1000m	800m	600m	400m	200m								
Section Times	1:12.50 [8] (0:14.14)	0:58.36 [3] (0:10.60)	0:47.76 [2] (0:10.81)	0:36.95 [1] (0:11.08)	0:25.87 [2] (0:11.97)	0:13.90 [6] (0:13.90)								
Average Speed [km/h]	50.9	67.9	66.1	63.2	59.8	51.7								
Top Speed [km/h]	67.5	69.9	67.2	64.9	61.7	56.7								
Avg. Dist. to Rail [m]	3.5	0.9	2.0	5.4	3.9	1.0								
Avg. Stride Freq. [Hz]	2.4	2.4	2.4	2.4	2.3	2.2								
Avg. Stride Length [m]	5.9	7.7	7.7	7.3	7.2	6.7								



- [] Ranking at each section and finish
- .-.- No data available at this section
- NA No data available



Horse/Jockey Name	Mishani Star
Final Rank	9
Fastest Section Time (Section)	0:10.90 (800m)
Top Speed [km/h] (Section)	67.9 (800m)
Race State	Finished



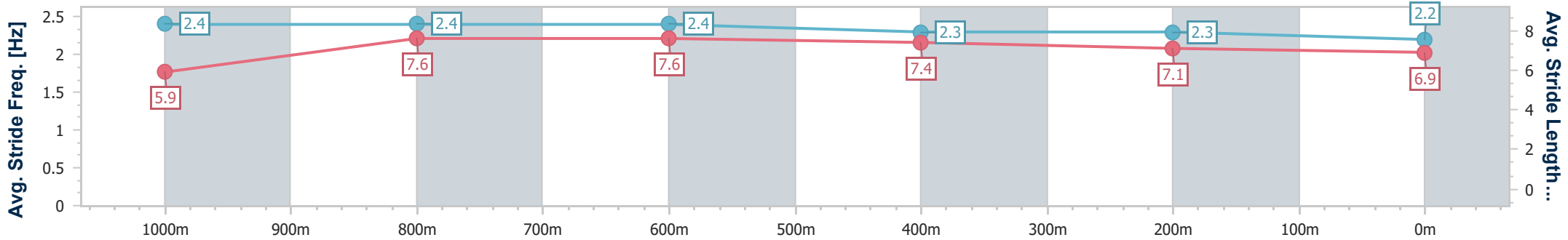
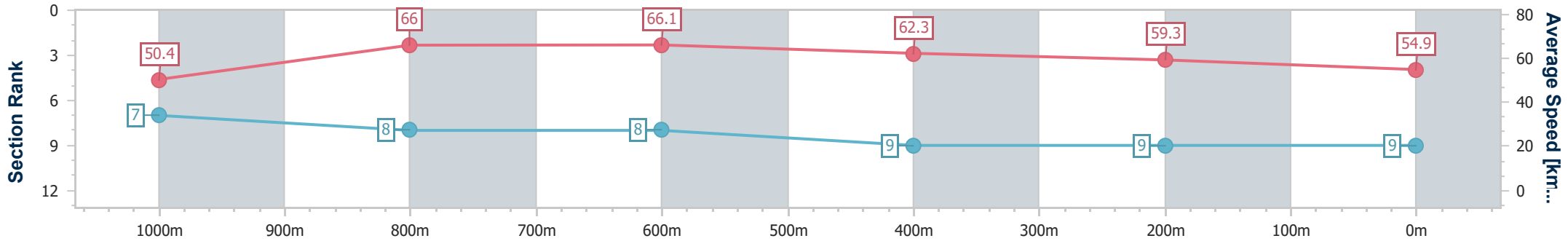
Townsville QLD Professional
 Race 6: GEORGIE HOLT TRAINER OF THE YEAR 22/23 QTIS
 Three-Years-Old Handicap - 1200m



05 March 2024 - 16:40

Track Rating: Soft 7, Weather: Fine, Rail Position: +7.5m 1000m-
 W/Post; +2m Remainder

Section	Overall	1000m	800m	600m	400m	200m								
Section Times	1:13.10 [9] (0:14.43)	0:58.67 [7] (0:11.12)	0:47.55 [8] (0:10.90)	0:36.65 [8] (0:11.42)	0:25.23 [9] (0:12.08)	0:13.15 [9] (0:13.15)								
Average Speed [km/h]	50.4	66.0	66.1	62.3	59.3	54.9								
Top Speed [km/h]	66.1	67.8	67.9	64.6	60.7	58.2								
Avg. Dist. to Rail [m]	10.4	3.7	1.0	2.3	1.5	1.6								
Avg. Stride Freq. [Hz]	2.4	2.4	2.4	2.3	2.3	2.2								
Avg. Stride Length [m]	5.9	7.6	7.6	7.4	7.1	6.9								



- [] Ranking at each section and finish
- .-.- No data available at this section
- NA No data available



Horse/Jockey Name	Wild Affair
Final Rank	10
Fastest Section Time (Section)	0:10.82 (800m)
Top Speed [km/h] (Section)	68.0 (1000m)
Race State	Finished



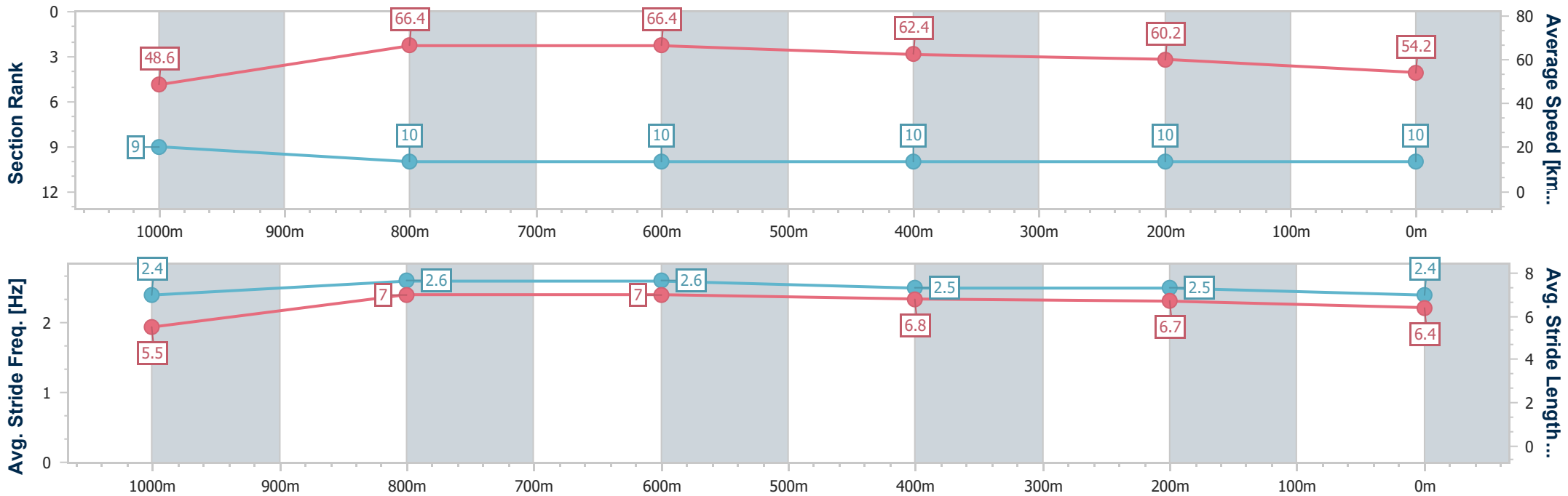
Townsville QLD Professional
 Race 6: GEORGIE HOLT TRAINER OF THE YEAR 22/23 QTIS
 Three-Years-Old Handicap - 1200m



05 March 2024 - 16:40

Track Rating: Soft 7, Weather: Fine, Rail Position: +7.5m 1000m-
 W/Post; +2m Remainder

Section	Overall	1000m	800m	600m	400m	200m
Section Times	1:13.23 [10] (0:14.82)	0:58.41 [9] (0:10.92)	0:47.49 [10] (0:10.82)	0:36.67 [10] (0:11.47)	0:25.20 [10] (0:11.95)	0:13.25 [10] (0:13.25)
Average Speed [km/h]	48.6	66.4	66.4	62.4	60.2	54.2
Top Speed [km/h]	66.4	68.0	67.5	63.4	61.6	59.6
Avg. Dist. to Rail [m]	5.0	1.5	1.2	1.7	1.2	4.0
Avg. Stride Freq. [Hz]	2.4	2.6	2.6	2.5	2.5	2.4
Avg. Stride Length [m]	5.5	7.0	7.0	6.8	6.7	6.4



- [] Ranking at each section and finish
- .-.- No data available at this section
- NA No data available