



Townsville QLD Professional

Race 2: LADBROKE IT QTIS Two-Years-Old Handicap - 1000m

05 March 2024 - 13:34



Track Rating: Good 4, Weather: Fine, Rail Position: +7.5m 1000m-W/Post; +2m Remainder

Section		Overall	800m	600m	400m	200m	Last 600m					
Field Times		0:57.13 (0:13.37)	0:43.76 (0:10.18)	0:33.58 (0:10.75)	0:22.83 (0:11.03)	0:11.80 (0:11.80)	0:33.58					
Rank	TAB Horse/Jockey	Barrier	Top Speed [km/h]	Fastest Section	Margin					Distance Travelled [m]		
1	1 DANCE FOR ME RANDY Ryan Wiggins	1	72.1 Overall	0:10.23 800m	0:57.13 [1] (0:13.44)	0:43.69 [2] (0:10.23)	0:33.46 [2] (0:10.75)	0:22.71 [2] (0:10.91)	0:11.80 [1] (0:11.80)	0:57.13	0:33.46	
2	4 MARGOT BARBIE Samantha Collett	4	73.5 800m	0:10.18 800m	0:57.44 [2] (0:13.37)	0:44.07 [1] (0:10.18)	0:33.89 [1] (0:10.75)	0:23.14 [1] (0:11.18)	0:11.96 [2] (0:11.96)	1.85L	0:33.89	+5
3	3 FORGETABOUTIT Adam Sewell	3	71.8 800m	0:10.15 800m	0:57.54 [3] (0:13.53)	0:44.01 [3] (0:10.15)	0:33.86 [3] (0:10.85)	0:23.01 [4] (0:11.13)	0:11.88 [4] (0:11.88)	2.42L	0:33.86	-3
4	6 SIMPLY TINA Chris Whiteley	6	71.2 800m	0:10.37 800m	0:57.62 [4] (0:13.74)	0:43.88 [5] (0:10.37)	0:33.51 [6] (0:10.64)	0:22.87 [5] (0:10.97)	0:11.90 [5] (0:11.90)	2.91L	0:33.51	+4
5	5 MR GRUMBLER Jason Taylor	5	71.2 800m	0:10.22 800m	0:57.69 [5] (0:13.82)	0:43.87 [6] (0:10.22)	0:33.65 [5] (0:10.73)	0:22.92 [6] (0:11.15)	0:11.77 [6] (0:11.77)	3.29L	0:33.65	-3
6	8 ITHINKBETTA Adrian Layt	8	71.6 800m	0:10.11 800m	0:57.75 [6] (0:13.70)	0:44.05 [4] (0:10.11)	0:33.94 [4] (0:10.64)	0:23.30 [3] (0:11.19)	0:12.11 [3] (0:12.11)	3.69L	0:33.94	+0
7	7 MISHANI BURN Nathan Thomas	7	70.5 800m	0:10.32 800m	0:58.20 [7] (0:14.23)	0:43.97 [7] (0:10.32)	0:33.65 [7] (0:10.63)	0:23.02 [7] (0:11.17)	0:11.85 [7] (0:11.85)	6.31L	0:33.65	-3

Scratched: Age Of Aquarius (#2), Mishani Unlawful (#9)

[] Ranking at each section and finish
 -:-:- No data available at this section
 NA No data available

SCN Saddle cloth number
 DNF Did not finish
 DNT Did not track



Horse/Jockey Name	Dance For Me Randy
Final Rank	1
Fastest Section Time (Section)	0:10.23 (800m)
Top Speed [km/h] (Section)	72.1 (Overall)
Race State	Finished



Townsville QLD Professional

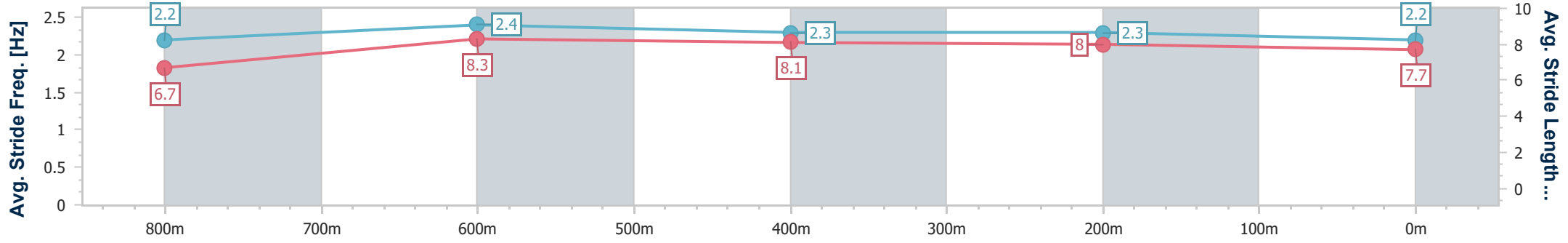
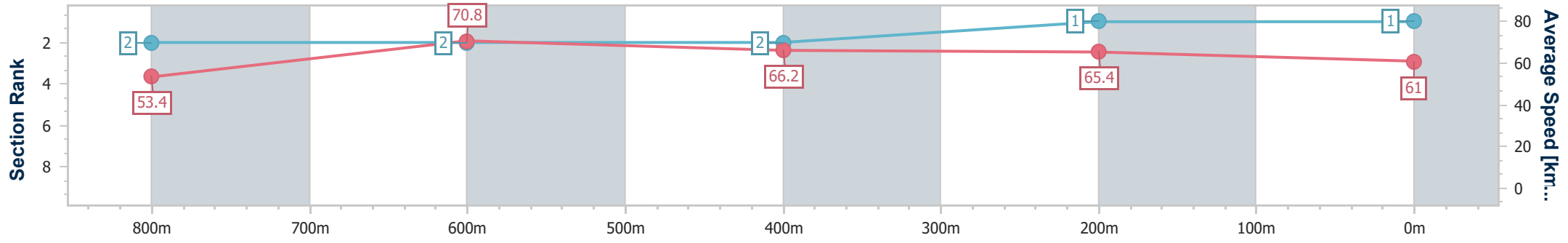
Race 2: LADBROKE IT QTIS Two-Years-Old Handicap - 1000m

05 March 2024 - 13:34

Track Rating: Good 4, Weather: Fine, Rail Position: +7.5m 1000m-W/Post; +2m Remainder



Section	Overall	800m	600m	400m	200m
Section Times	0:57.13 [1] (0:13.44)	0:43.69 [2] (0:10.23)	0:33.46 [2] (0:10.75)	0:22.71 [2] (0:10.91)	0:11.80 [1] (0:11.80)
Average Speed [km/h]	53.4	70.8	66.2	65.4	61.0
Top Speed [km/h]	72.1	72.1	68.3	66.2	63.8
Avg. Dist. to Rail [m]	2.3	1.4	2.6	3.1	0.8
Avg. Stride Freq. [Hz]	2.2	2.4	2.3	2.3	2.2
Avg. Stride Length [m]	6.7	8.3	8.1	8.0	7.7



- [] Ranking at each section and finish
- .-.- No data available at this section
- NA No data available



Horse/Jockey Name	Margot Barbie
Final Rank	2
Fastest Section Time (Section)	0:10.18 (800m)
Top Speed [km/h] (Section)	73.5 (800m)
Race State	Finished



Townsville QLD Professional

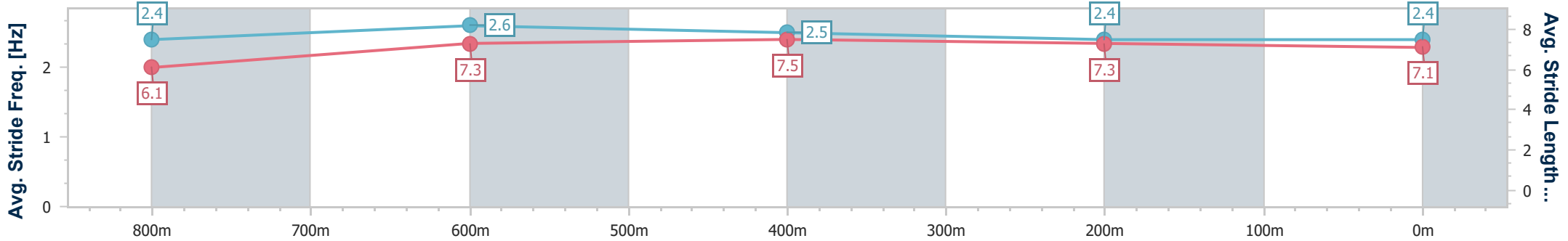
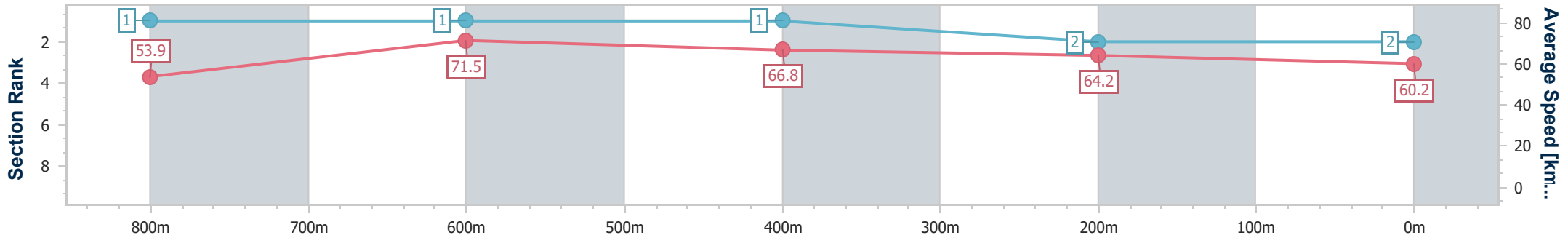
Race 2: LADBROKE IT QTIS Two-Years-Old Handicap - 1000m

05 March 2024 - 13:34

Track Rating: Good 4, Weather: Fine, Rail Position: +7.5m 1000m-W/Post; +2m Remainder



Section	Overall	800m	600m	400m	200m
Section Times	0:57.44 [2] (0:13.37)	0:44.07 [1] (0:10.18)	0:33.89 [1] (0:10.75)	0:23.14 [1] (0:11.18)	0:11.96 [2] (0:11.96)
Average Speed [km/h]	53.9	71.5	66.8	64.2	60.2
Top Speed [km/h]	72.4	73.5	68.0	65.9	64.2
Avg. Dist. to Rail [m]	3.4	2.5	1.4	1.5	1.4
Avg. Stride Freq. [Hz]	2.4	2.6	2.5	2.4	2.4
Avg. Stride Length [m]	6.1	7.3	7.5	7.3	7.1



- [] Ranking at each section and finish
- .-.- No data available at this section
- NA No data available



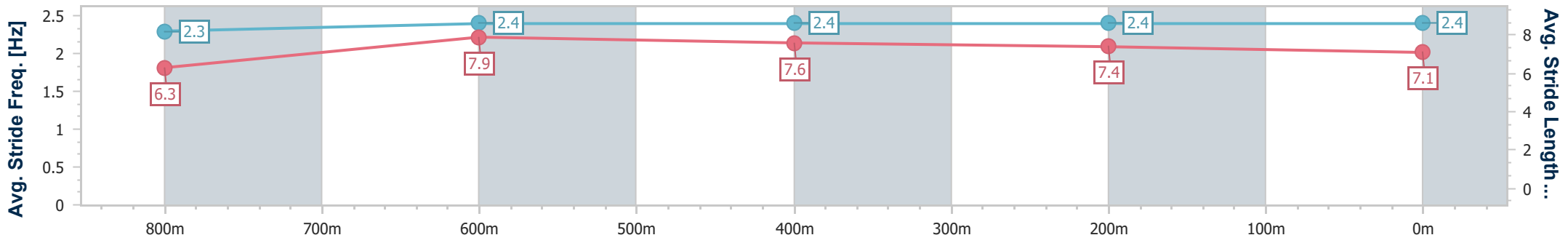
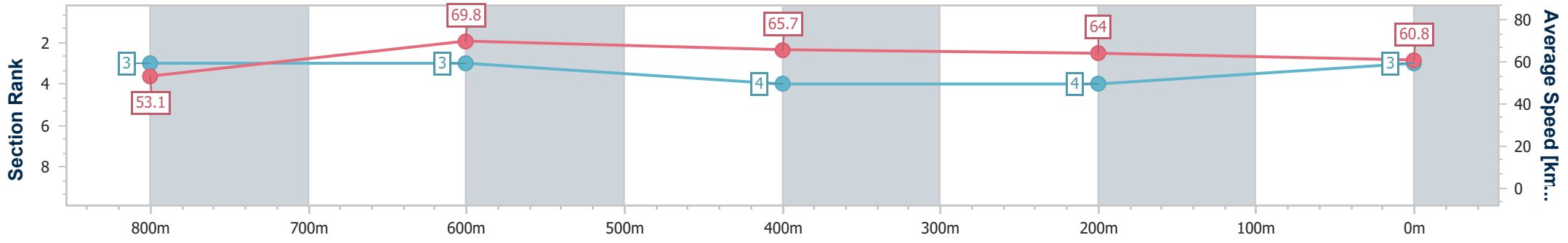
Horse/Jockey Name	Forgetaboutit
Final Rank	3
Fastest Section Time (Section)	0:10.15 (800m)
Top Speed [km/h] (Section)	71.8 (800m)
Race State	Finished



Townsville QLD Professional
 Race 2: LADBROKE IT QTIS Two-Years-Old Handicap - 1000m
 05 March 2024 - 13:34
 Track Rating: Good 4, Weather: Fine, Rail Position: +7.5m 1000m-
 W/Post; +2m Remainder



Section	Overall	800m	600m	400m	200m
Section Times	0:57.54 [3] (0:13.53)	0:44.01 [3] (0:10.15)	0:33.86 [3] (0:10.85)	0:23.01 [4] (0:11.13)	0:11.88 [4] (0:11.88)
Average Speed [km/h]	53.1	69.8	65.7	64.0	60.8
Top Speed [km/h]	71.8	71.8	68.1	65.2	63.4
Avg. Dist. to Rail [m]	3.0	3.4	2.2	3.1	0.8
Avg. Stride Freq. [Hz]	2.3	2.4	2.4	2.4	2.4
Avg. Stride Length [m]	6.3	7.9	7.6	7.4	7.1



- [] Ranking at each section and finish
- .-.- No data available at this section
- NA No data available



Horse/Jockey Name	Simply Tina
Final Rank	4
Fastest Section Time (Section)	0:10.37 (800m)
Top Speed [km/h] (Section)	71.2 (800m)
Race State	Finished



Townsville QLD Professional

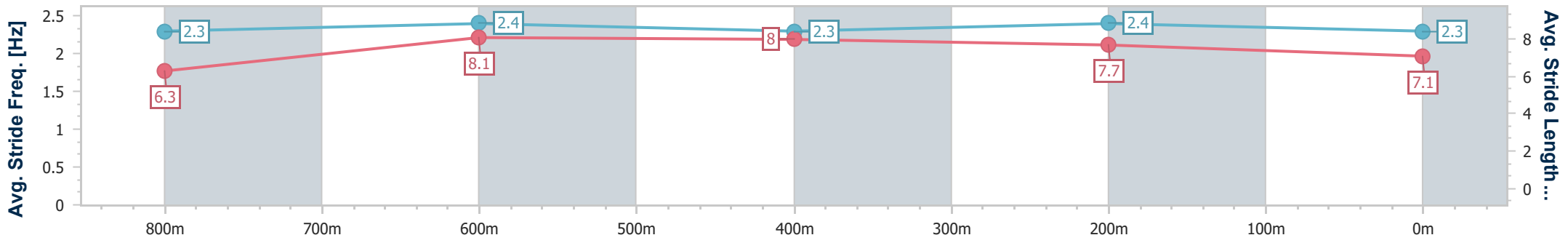
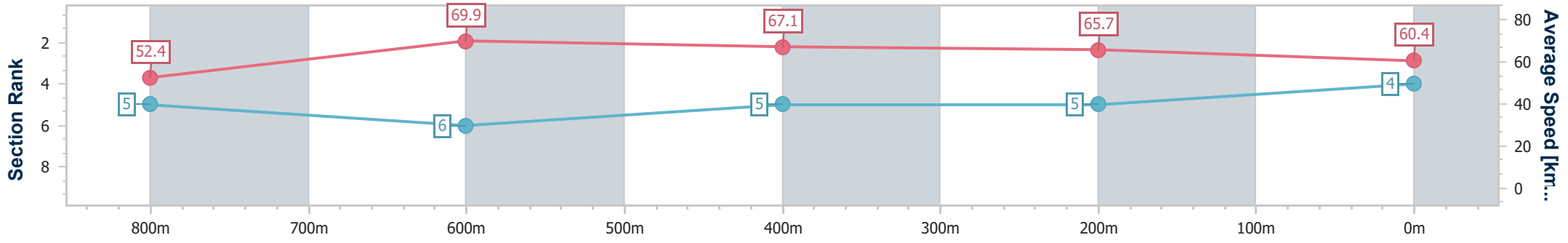
Race 2: LADBROKE IT QTIS Two-Years-Old Handicap - 1000m

05 March 2024 - 13:34

Track Rating: Good 4, Weather: Fine, Rail Position: +7.5m 1000m-W/Post; +2m Remainder



Section	Overall	800m	600m	400m	200m
Section Times	0:57.62 [4] (0:13.74)	0:43.88 [5] (0:10.37)	0:33.51 [6] (0:10.64)	0:22.87 [5] (0:10.97)	0:11.90 [5] (0:11.90)
Average Speed [km/h]	52.4	69.9	67.1	65.7	60.4
Top Speed [km/h]	70.8	71.2	69.7	66.3	63.2
Avg. Dist. to Rail [m]	3.5	1.0	0.9	0.8	1.2
Avg. Stride Freq. [Hz]	2.3	2.4	2.3	2.4	2.3
Avg. Stride Length [m]	6.3	8.1	8.0	7.7	7.1



- [] Ranking at each section and finish
- .-.- No data available at this section
- NA No data available



Horse/Jockey Name	Mr Grumbler
Final Rank	5
Fastest Section Time (Section)	0:10.22 (800m)
Top Speed [km/h] (Section)	71.2 (800m)
Race State	Finished



Townsville QLD Professional

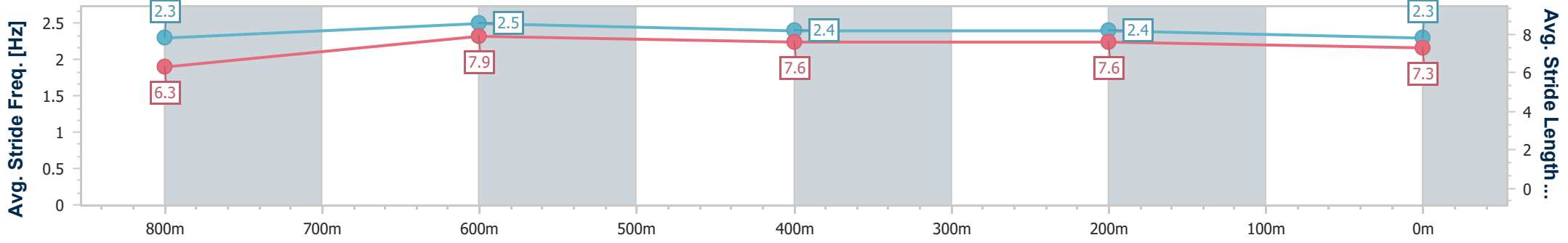
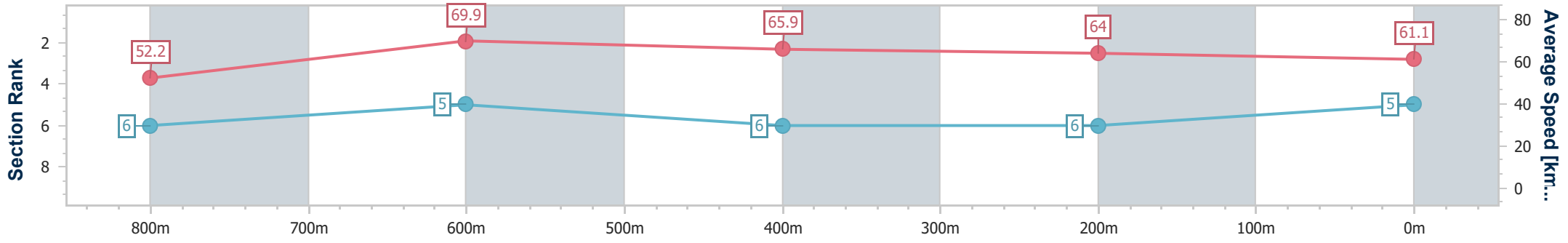
Race 2: LADBROKE IT QTIS Two-Years-Old Handicap - 1000m

05 March 2024 - 13:34

Track Rating: Good 4, Weather: Fine, Rail Position: +7.5m 1000m-W/Post; +2m Remainder



Section	Overall	800m	600m	400m	200m
Section Times	0:57.69 [5] (0:13.82)	0:43.87 [6] (0:10.22)	0:33.65 [5] (0:10.73)	0:22.92 [6] (0:11.15)	0:11.77 [6] (0:11.77)
Average Speed [km/h]	52.2	69.9	65.9	64.0	61.1
Top Speed [km/h]	70.3	71.2	67.0	65.5	64.1
Avg. Dist. to Rail [m]	1.2	1.8	3.8	2.6	2.0
Avg. Stride Freq. [Hz]	2.3	2.5	2.4	2.4	2.3
Avg. Stride Length [m]	6.3	7.9	7.6	7.6	7.3



- [] Ranking at each section and finish
- .-.- No data available at this section
- NA No data available



Horse/Jockey Name	lthinkbeta
Final Rank	6
Fastest Section Time (Section)	0:10.11 (800m)
Top Speed [km/h] (Section)	71.6 (800m)
Race State	Finished



Townsville QLD Professional

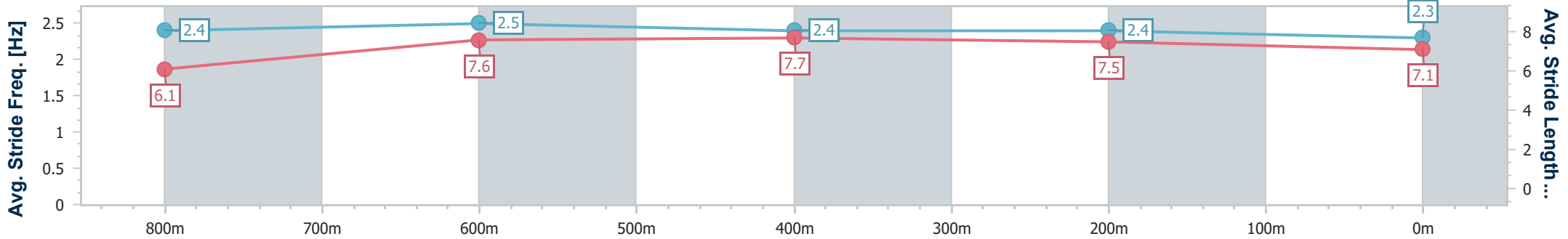
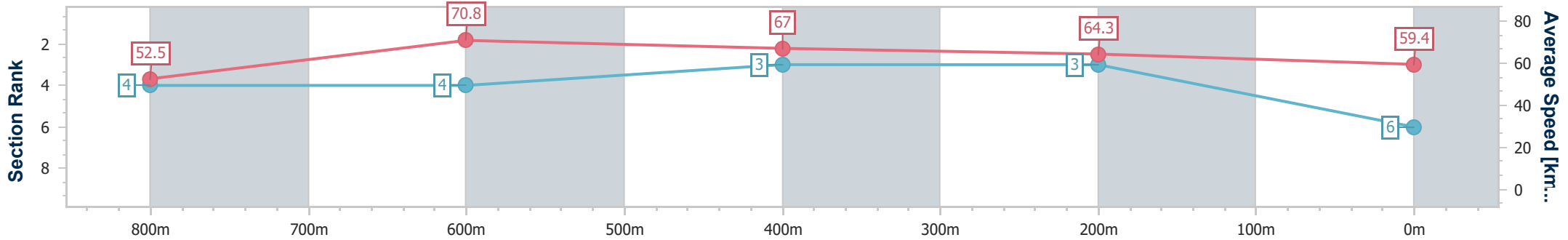
Race 2: LADBROKE IT QTIS Two-Years-Old Handicap - 1000m

05 March 2024 - 13:34

Track Rating: Good 4, Weather: Fine, Rail Position: +7.5m 1000m-W/Post; +2m Remainder



Section	Overall	800m	600m	400m	200m
Section Times	0:57.75 [6] (0:13.70)	0:44.05 [4] (0:10.11)	0:33.94 [4] (0:10.64)	0:23.30 [3] (0:11.19)	0:12.11 [3] (0:12.11)
Average Speed [km/h]	52.5	70.8	67.0	64.3	59.4
Top Speed [km/h]	71.5	71.6	69.5	66.8	61.6
Avg. Dist. to Rail [m]	2.0	1.6	2.4	1.0	1.3
Avg. Stride Freq. [Hz]	2.4	2.5	2.4	2.4	2.3
Avg. Stride Length [m]	6.1	7.6	7.7	7.5	7.1



- [] Ranking at each section and finish
- .-.- No data available at this section
- NA No data available



Horse/Jockey Name	Mishani Burn
Final Rank	7
Fastest Section Time (Section)	0:10.32 (800m)
Top Speed [km/h] (Section)	70.5 (800m)
Race State	Finished



Townsville QLD Professional

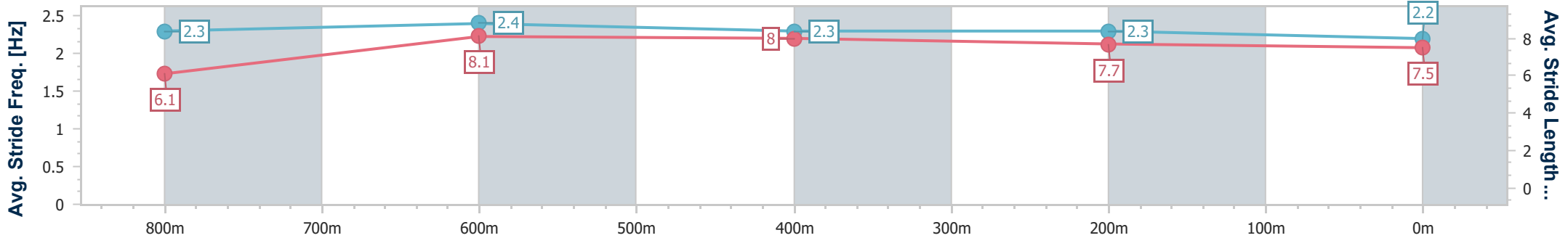
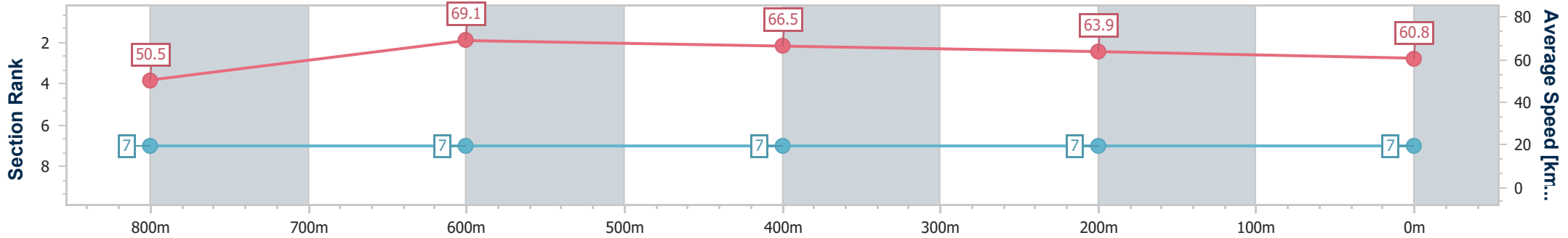
Race 2: LADBROKE IT QTIS Two-Years-Old Handicap - 1000m

05 March 2024 - 13:34

Track Rating: Good 4, Weather: Fine, Rail Position: +7.5m 1000m-W/Post; +2m Remainder



Section	Overall	800m	600m	400m	200m
Section Times	0:58.20 [7] (0:14.23)	0:43.97 [7] (0:10.32)	0:33.65 [7] (0:10.63)	0:23.02 [7] (0:11.17)	0:11.85 [7] (0:11.85)
Average Speed [km/h]	50.5	69.1	66.5	63.9	60.8
Top Speed [km/h]	69.7	70.5	69.6	64.8	64.0
Avg. Dist. to Rail [m]	3.1	2.4	4.1	2.2	1.6
Avg. Stride Freq. [Hz]	2.3	2.4	2.3	2.3	2.2
Avg. Stride Length [m]	6.1	8.1	8.0	7.7	7.5



- [] Ranking at each section and finish
- .-.- No data available at this section
- NA No data available